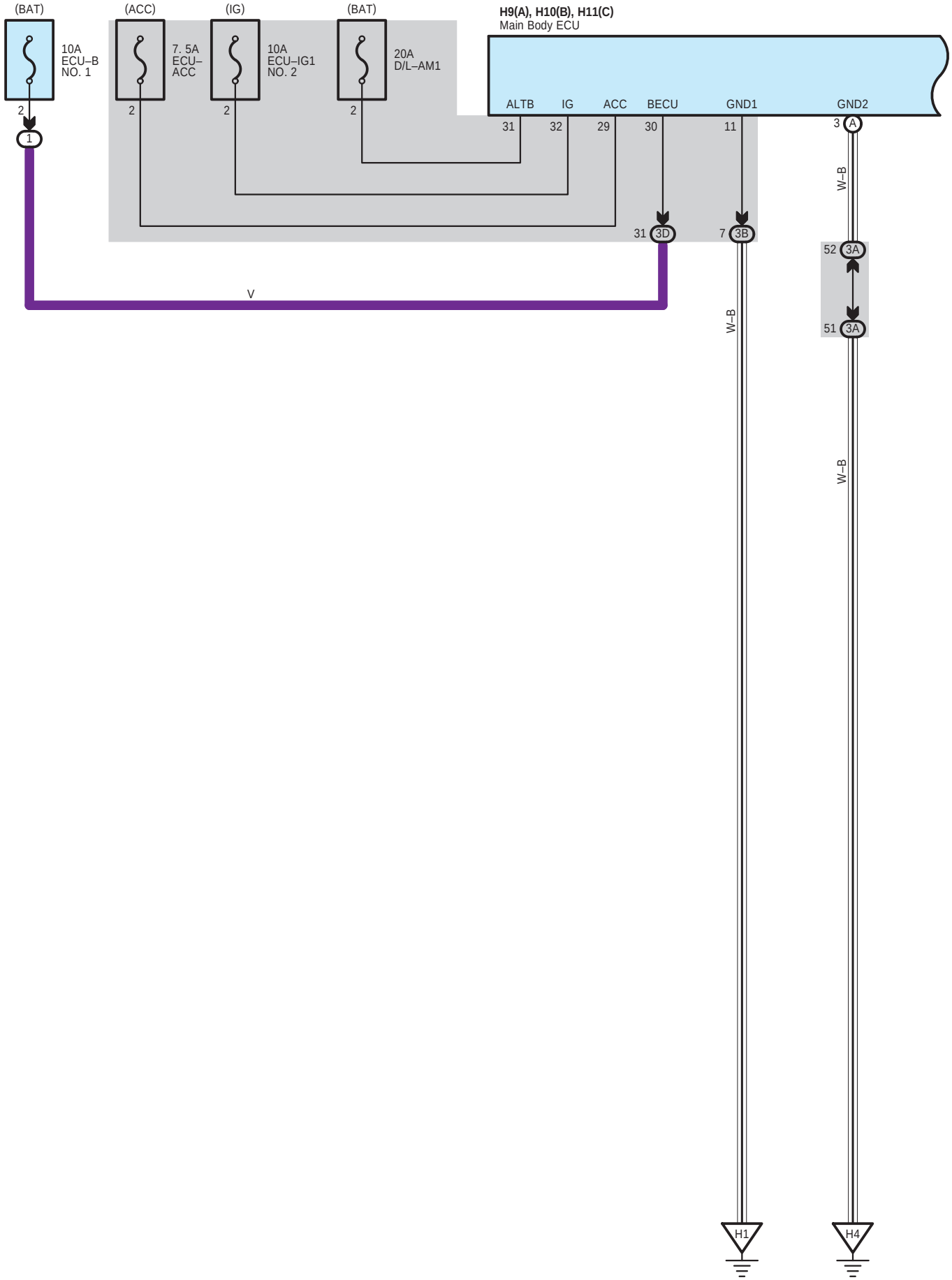
(BAT)
10A
ECU–B
NO. 1
2
1
(ACC)
7. 5A
ECU–
ACC
2
(IG)
10A
ECU–IG1
NO. 2
2
(BAT)
20A
D/L–AM1
2
H9(A), H10(B), H11(C)
Main Body ECU
ALTB
IG
ACC
BECU
GND1
GND2
31
32
29
30
11
3
A
W–B
31
3D
7
3B
52
3A
51
3A
V
W–B
W–B
H1
H4

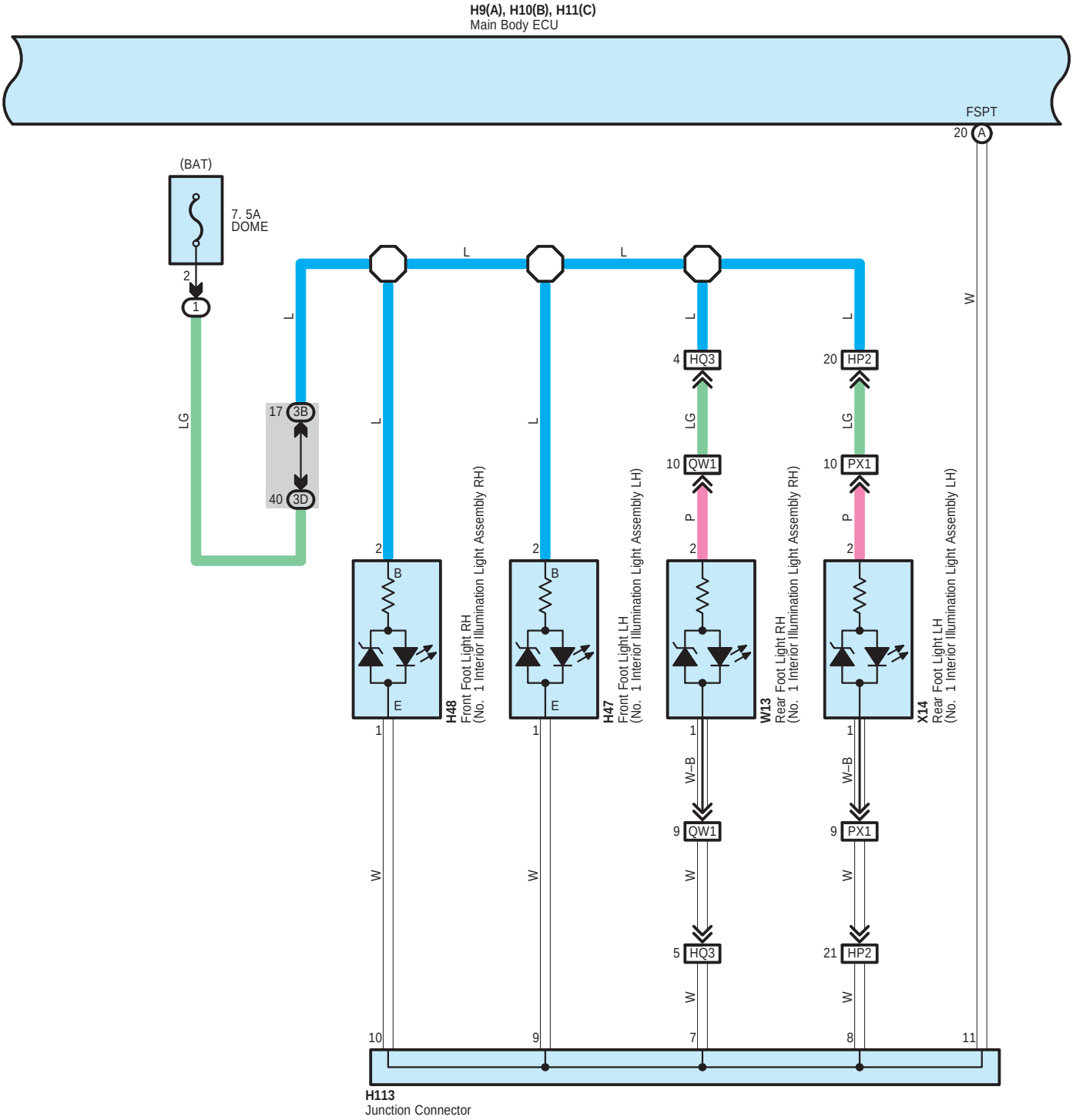
H9(A), H10(B), H11(C)
Main Body ECU
FSPT
20 A
(BAT)
7. 5A
DOME
2
1
LG
L
17 3B
40 3D
W
4 HQ3
20 HP2
10 QW1
10 PX1
P
2
B
E
1
H48
Front Foot Light RH
(No. 1 Interior Illumination Light Assembly RH)
H47
Front Foot Light LH
(No. 1 Interior Illumination Light Assembly LH)
W13
Rear Foot Light RH
(No. 1 Interior Illumination Light Assembly RH)
X14
Rear Foot Light LH
(No. 1 Interior Illumination Light Assembly LH)
W–B
9 QW1
9 PX1
5 HQ3
21 HP2
10
9
7
8
11
H113
Junction Connector

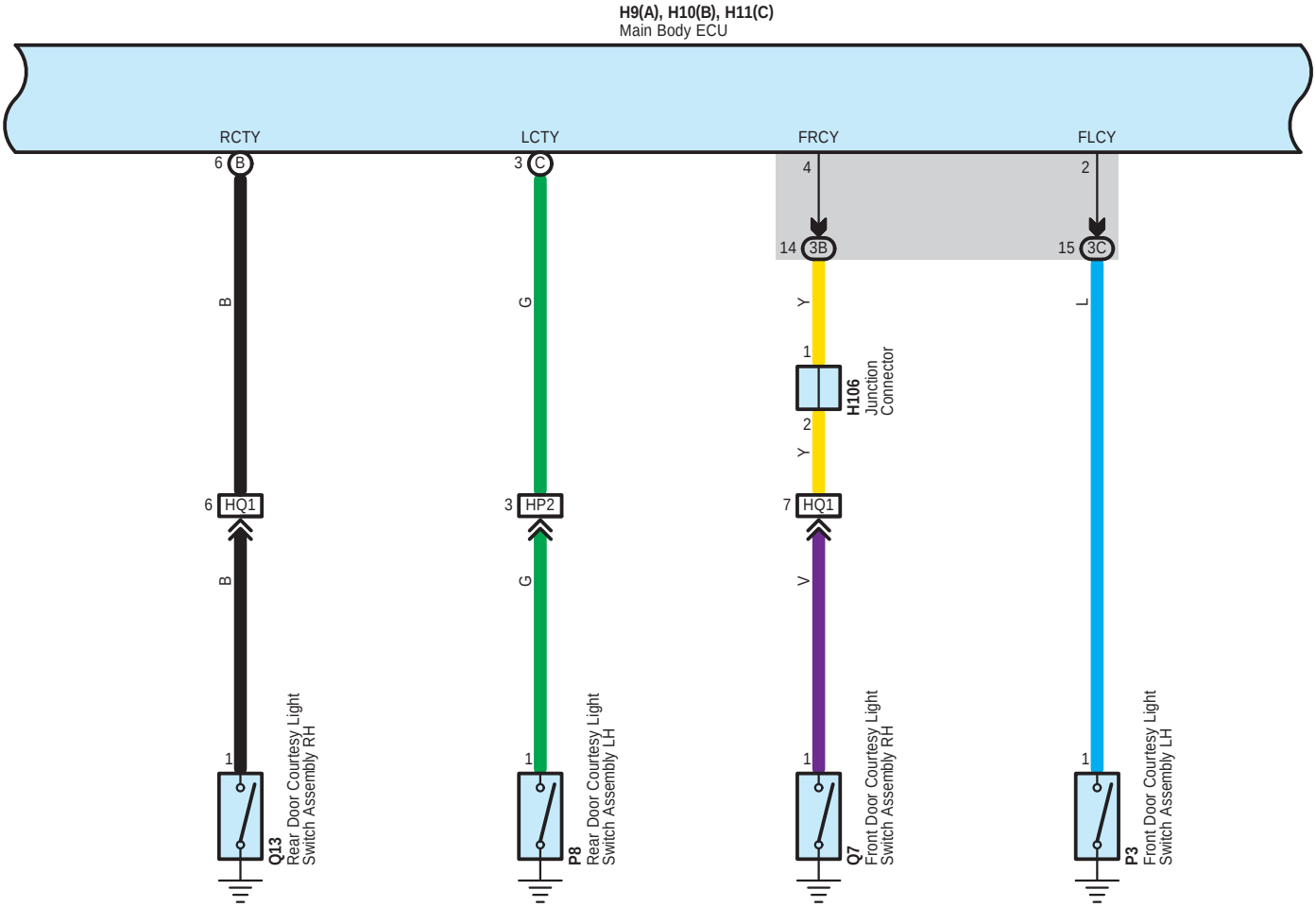
H9(A), H10(B), H11(C)
Main Body ECU
RCTY
LCTY
FRCY
FLCY
6 B
3 C
4
2
14 3B
15 3C
B
G
Y
L
1
H106
Junction
Connector
2
Y
6 HQ1
3 HP2
7 HQ1
B
G
V
1
Q13
Rear Door Courtesy Light
Switch Assembly RH
P8
Rear Door Courtesy Light
Switch Assembly LH
Q7
Front Door Courtesy Light
Switch Assembly RH
P3
Front Door Courtesy Light
Switch Assembly LH

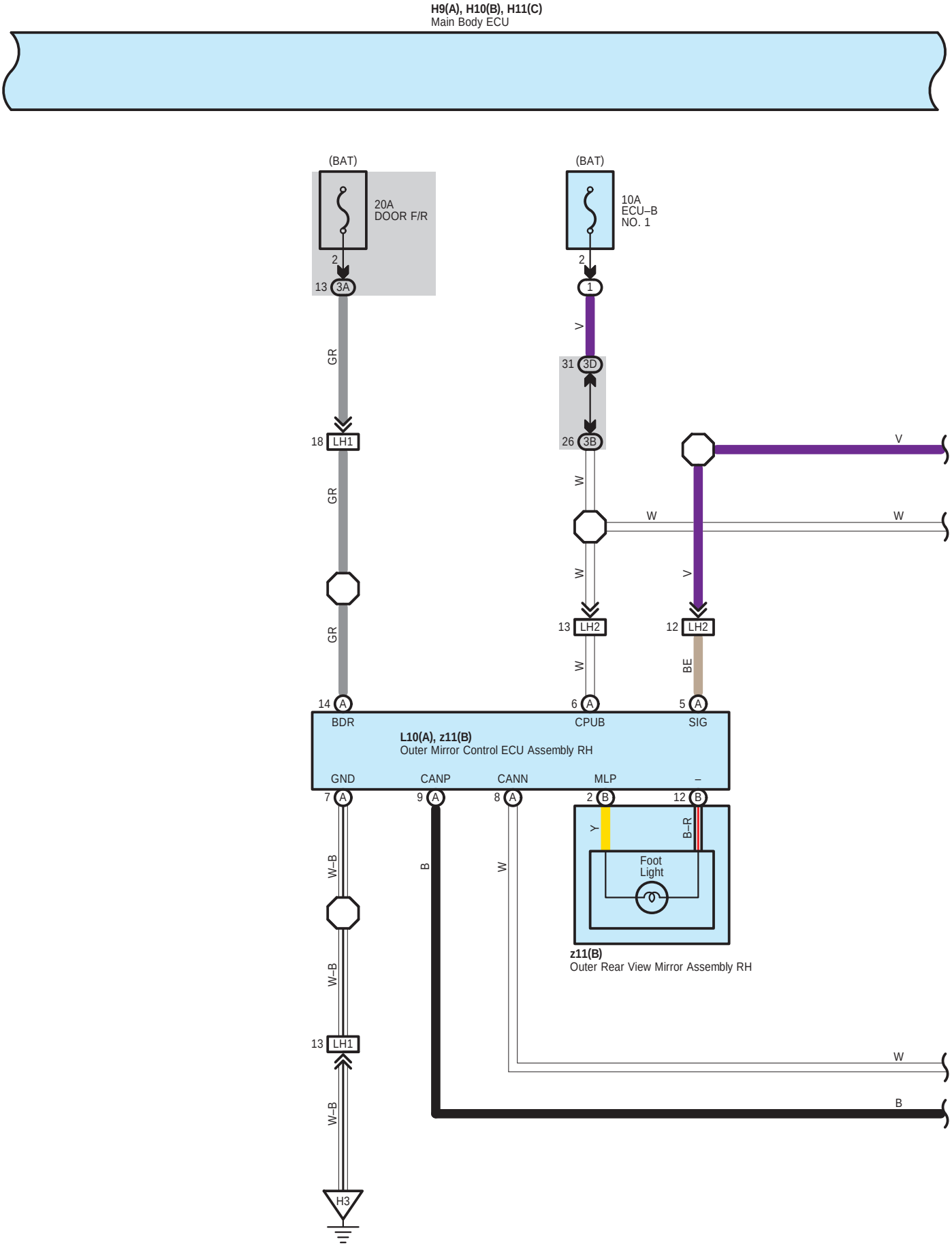
H9(A), H10(B), H11(C)
Main Body ECU
(BAT)
20A
DOOR F/R
(BAT)
10A
ECU–B
NO. 1
2
13 3A
2
1
V
31 3D
26 3B
GR
18 LH1
GR
W
W
W
V
V
GR
13 LH2
12 LH2
W
BE
14 A
6 A
5 A
BDR
CPUB
SIG
L10(A), z11(B)
Outer Mirror Control ECU Assembly RH
GND
CANP
CANN
MLP
–
7 A
9 A
8 A
2 B
12 B
Y
B–R
Foot
Light
z11(B)
Outer Rear View Mirror Assembly RH
W–B
B
W
W–B
13 LH1
W
W–B
B
H3

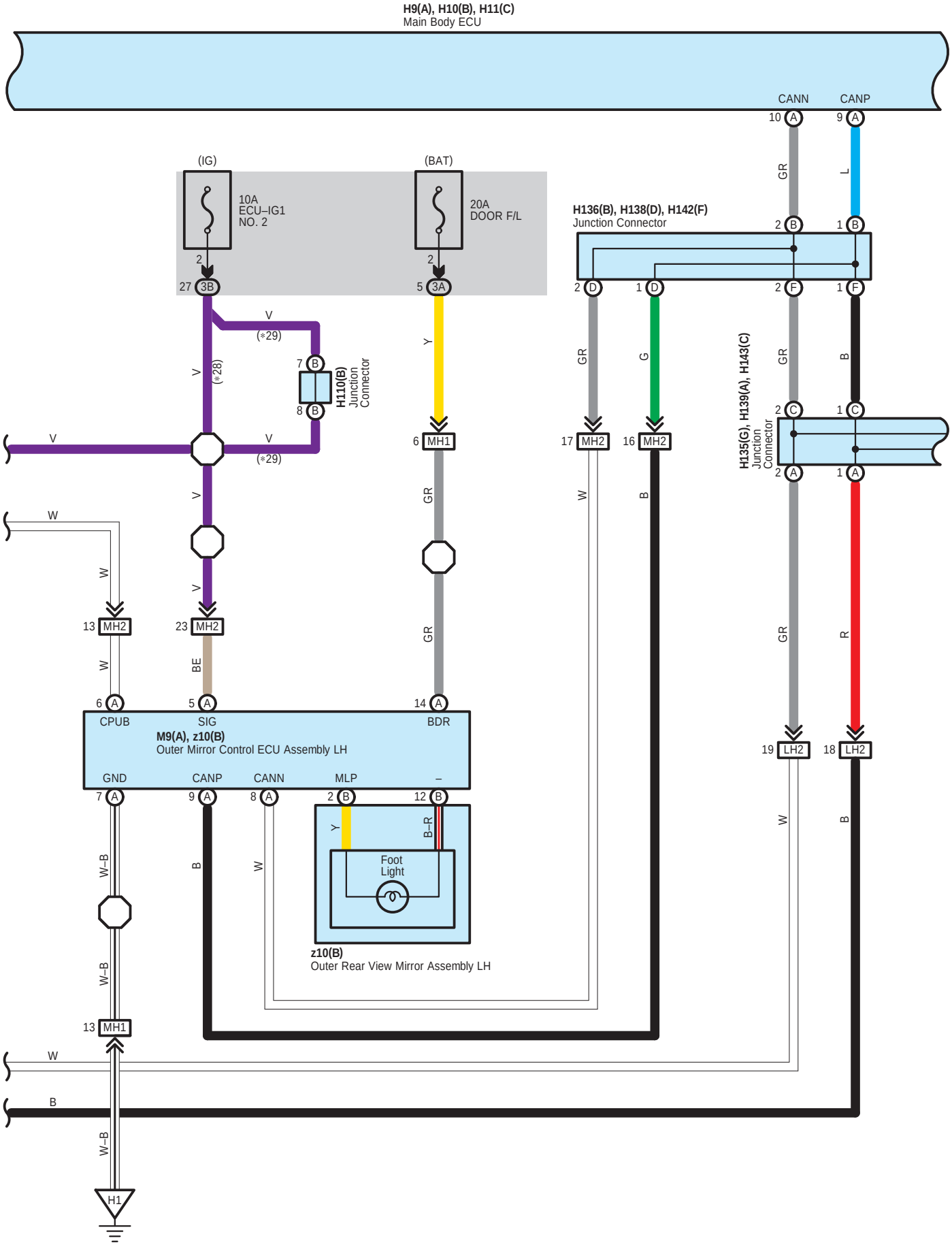
H9(A), H10(B), H11(C)
Main Body ECU
CANN
CANP
(IG)
(BAT)
10A
ECU–IG1
NO. 2
20A
DOOR F/L
H136(B), H138(D), H142(F)
Junction Connector
H110(B)
Junction
Connector
H135(G), H139(A), H143(C)
Junction
Connector
MH1
MH2
LH2
CPUB
SIG
BDR
M9(A), z10(B)
Outer Mirror Control ECU Assembly LH
GND
CANP
CANN
MLP
Foot
Light
z10(B)
Outer Rear View Mirror Assembly LH
H1

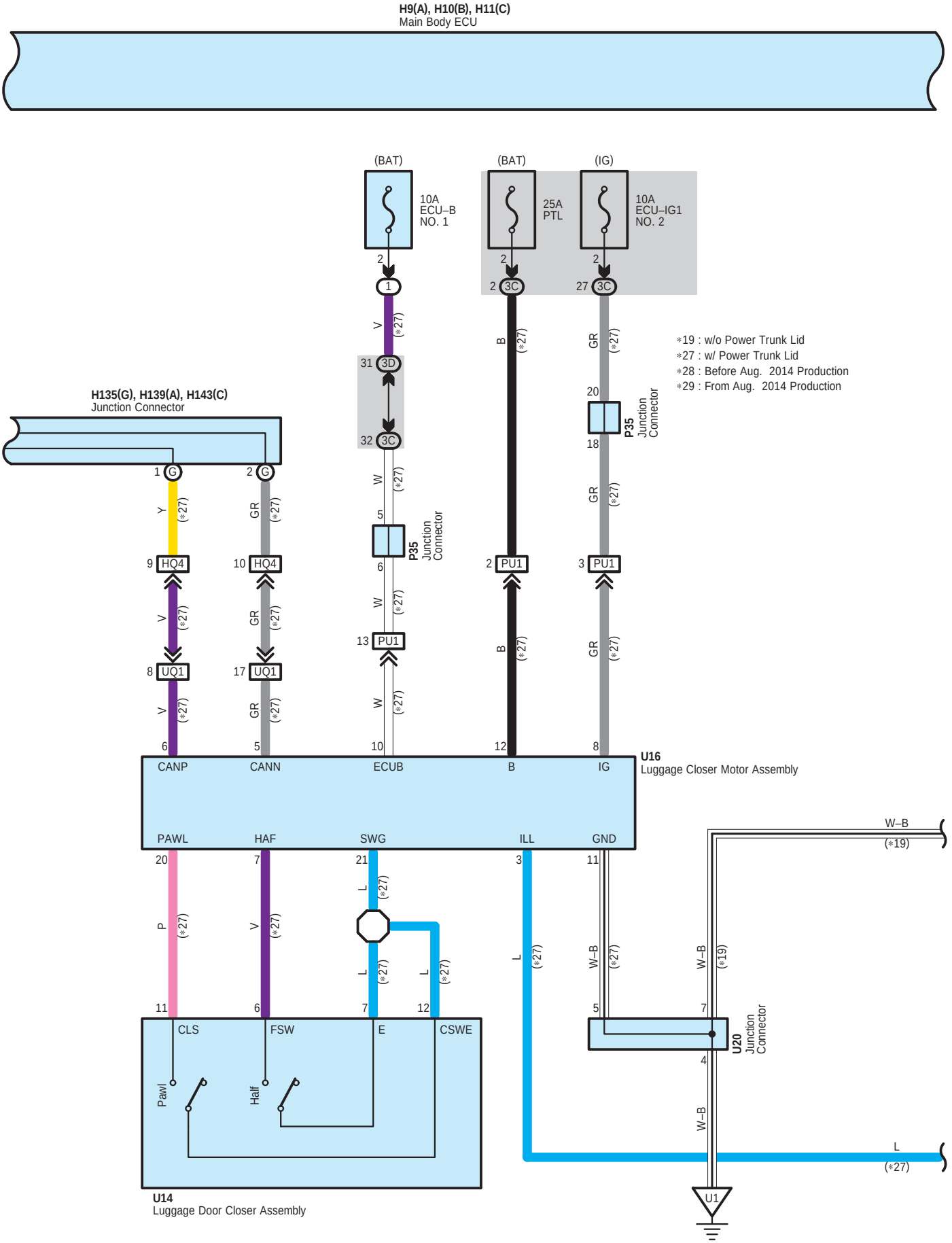
H9(A), H10(B), H11(C)
Main Body ECU
(BAT)
10A
ECU–B
NO. 1
(BAT)
25A
PTL
(IG)
10A
ECU–IG1
NO. 2
∗19 : w/o Power Trunk Lid
∗27 : w/ Power Trunk Lid
∗28 : Before Aug. 2014 Production
∗29 : From Aug. 2014 Production
H135(G), H139(A), H143(C)
Junction Connector
P35
Junction
Connector
HQ4
UQ1
PU1
U16
Luggage Closer Motor Assembly
CANP
CANN
ECUB
B
IG
PAWL
HAF
SWG
ILL
GND
CLS
FSW
E
CSWE
Pawl
Half
U14
Luggage Door Closer Assembly
U20
Junction
Connector
W–B
(∗19)
L
(∗27)
U1

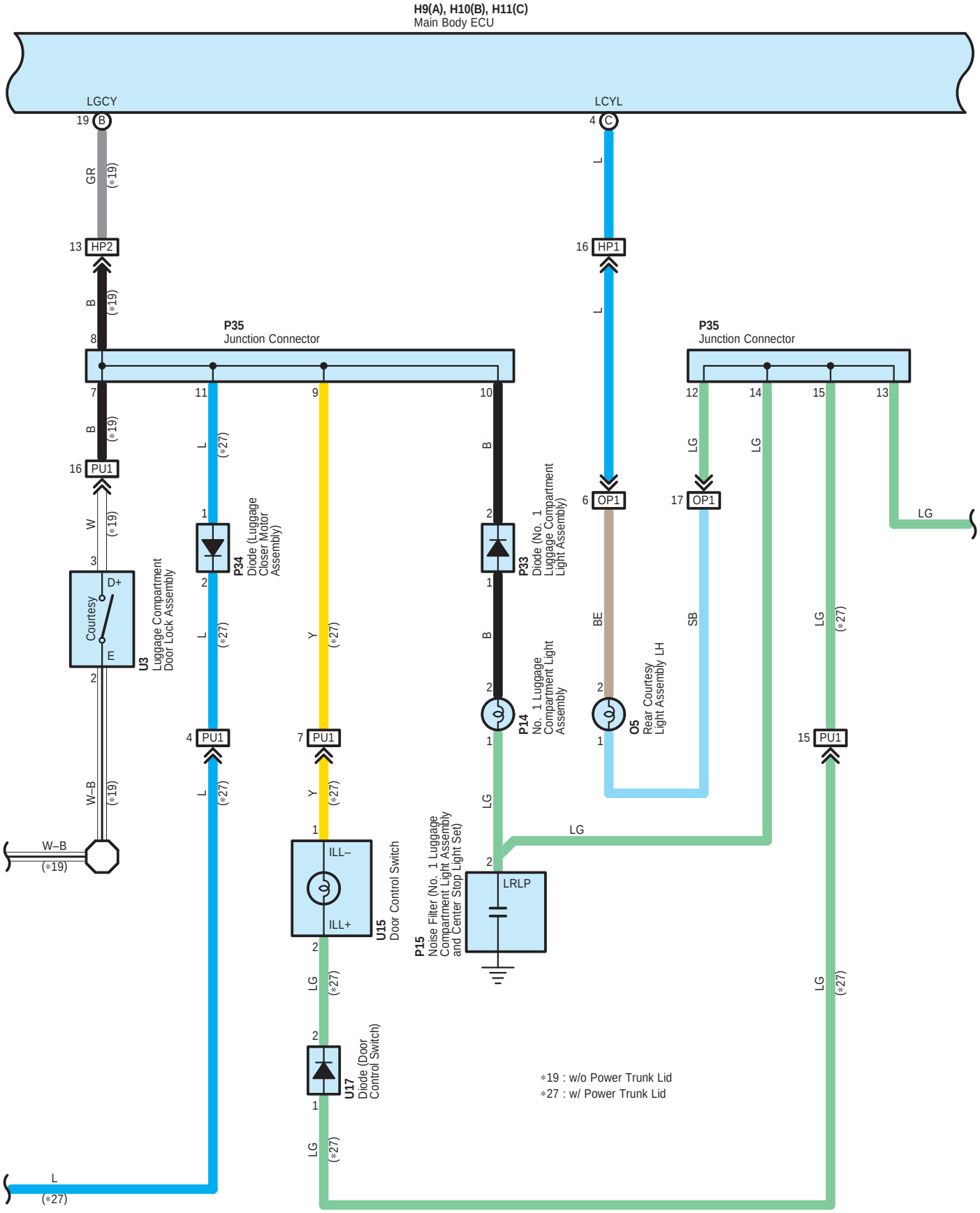
H9(A), H10(B), H11(C)
Main Body ECU
LGCY
LCYL
19 B
4 C
GR
(*19)
13 HP2
16 HP1
B
L
8
P35
Junction Connector
7
11
9
10
12
14
15
13
16 PU1
W
3
D+
Courtesy
E
U3
Luggage Compartment Door Lock Assembly
2
W–B
(*27)
1
P34
Diode (Luggage Closer Motor Assembly)
4 PU1
7 PU1
Y
ILL–
ILL+
U15
Door Control Switch
LG
U17
Diode (Door Control Switch)
P33
Diode (No. 1 Luggage Compartment Light Assembly)
P14
No. 1 Luggage Compartment Light Assembly
P15
Noise Filter (No. 1 Luggage Compartment Light Assembly and Center Stop Light Set)
LRLP
6 OP1
17 OP1
BE
SB
O5
Rear Courtesy Light Assembly LH
15 PU1
*19 : w/o Power Trunk Lid
*27 : w/ Power Trunk Lid

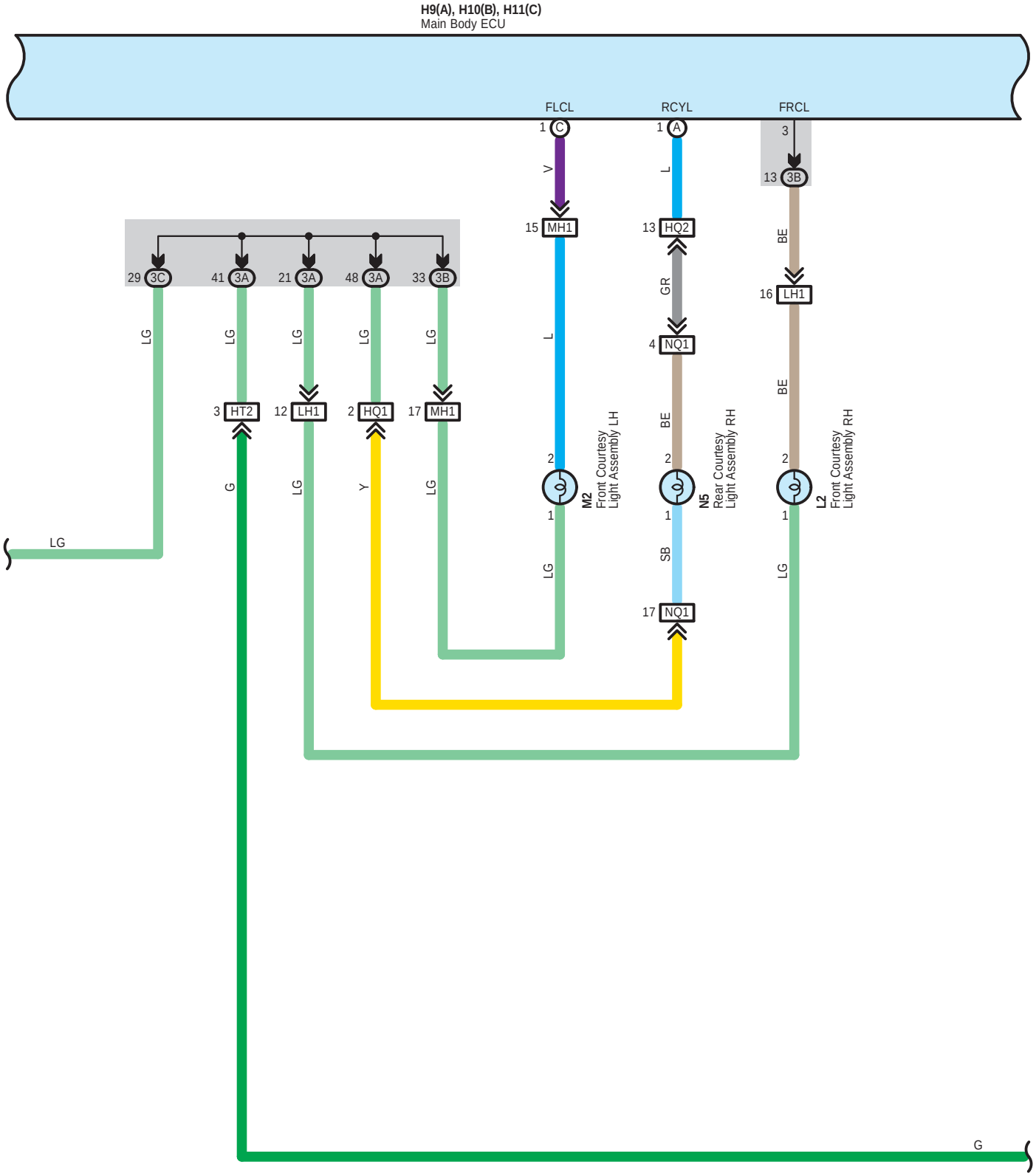
H9(A), H10(B), H11(C)
Main Body ECU
FLCL
RCYL
FRCL
1 C
1 A
3
13 3B
V
L
BE
15 MH1
13 HQ2
16 LH1
GR
4 NQ1
29 3C
41 3A
21 3A
48 3A
33 3B
LG
LG
LG
LG
LG
L
BE
3 HT2
12 LH1
2 HQ1
17 MH1
2
2
2
M2
Front Courtesy
Light Assembly LH
N5
Rear Courtesy
Light Assembly RH
L2
Front Courtesy
Light Assembly RH
G
LG
Y
LG
1
1
1
LG
SB
LG
17 NQ1
LG
G

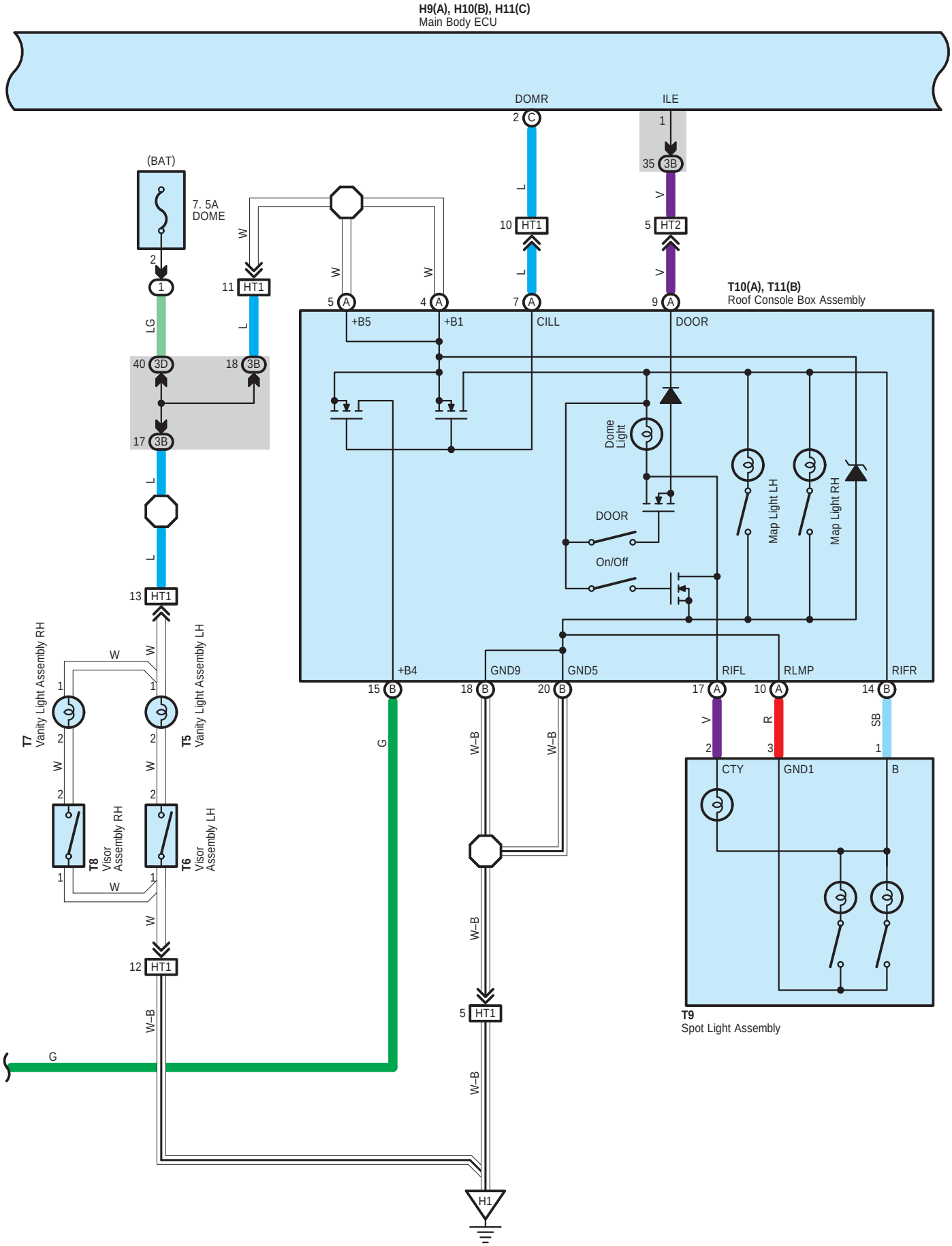
H9(A), H10(B), H11(C)
Main Body ECU
DOMR
ILE
(BAT)
7. 5A
DOME
T10(A), T11(B)
Roof Console Box Assembly
+B5
+B1
CILL
DOOR
Dome Light
DOOR
On/Off
Map Light LH
Map Light RH
+B4
GND9
GND5
RIFL
RLMP
RIFR
CTY
GND1
B
T7
Vanity Light Assembly RH
T5
Vanity Light Assembly LH
T8
Visor Assembly RH
T6
Visor Assembly LH
T9
Spot Light Assembly
H1

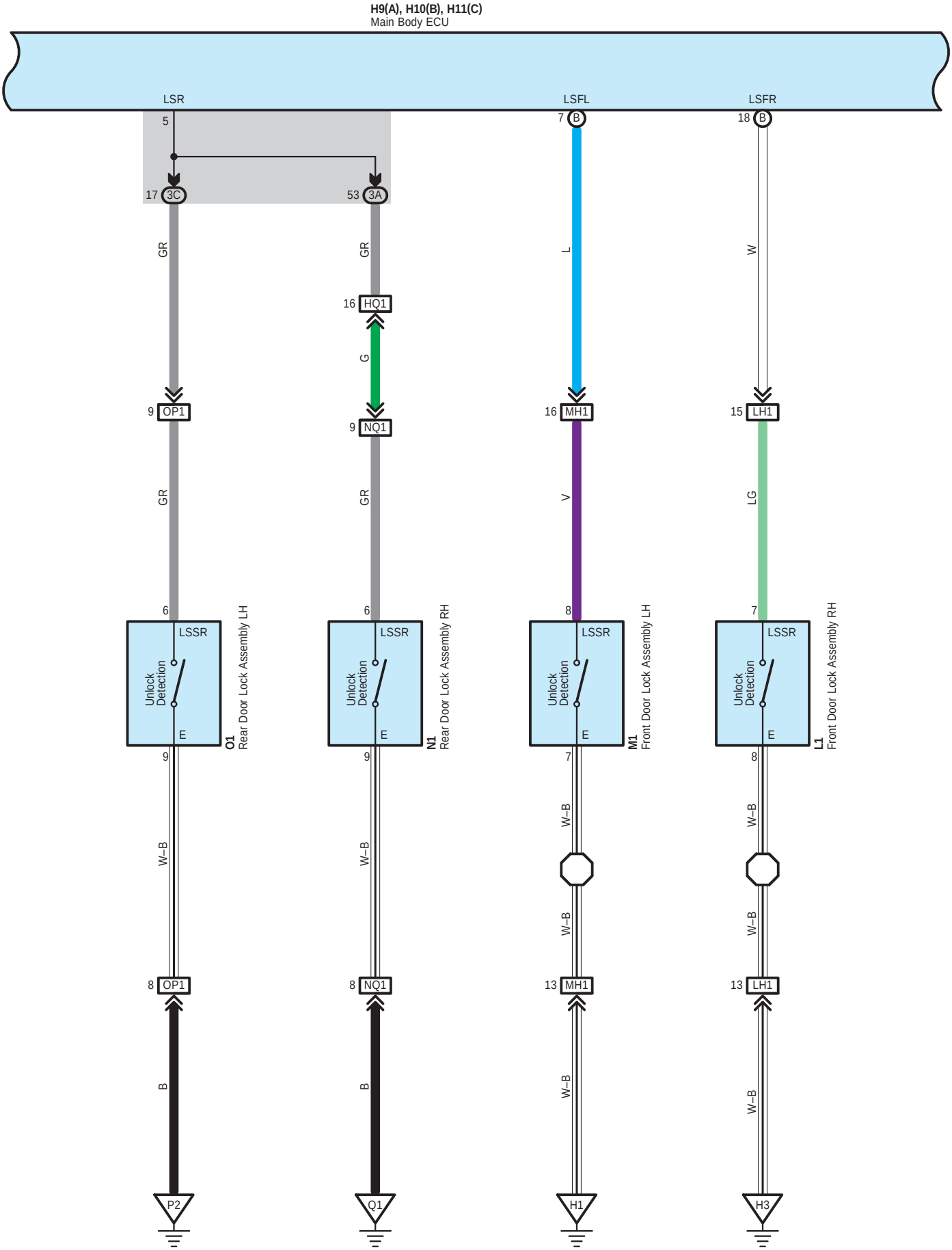
H9(A), H10(B), H11(C)
Main Body ECU
LSR
LSFL
LSFR
5
7 B
18 B
17 3C
53 3A
GR
GR
L
W
16 HQ1
G
9 OP1
9 NQ1
16 MH1
15 LH1
GR
GR
V
LG
6
6
8
7
LSSR
Unlock Detection
E
Q1 Rear Door Lock Assembly LH
N1 Rear Door Lock Assembly RH
M1 Front Door Lock Assembly LH
L1 Front Door Lock Assembly RH
9
7
8
W–B
8 OP1
8 NQ1
13 MH1
13 LH1
B
P2
Q1
H1
H3

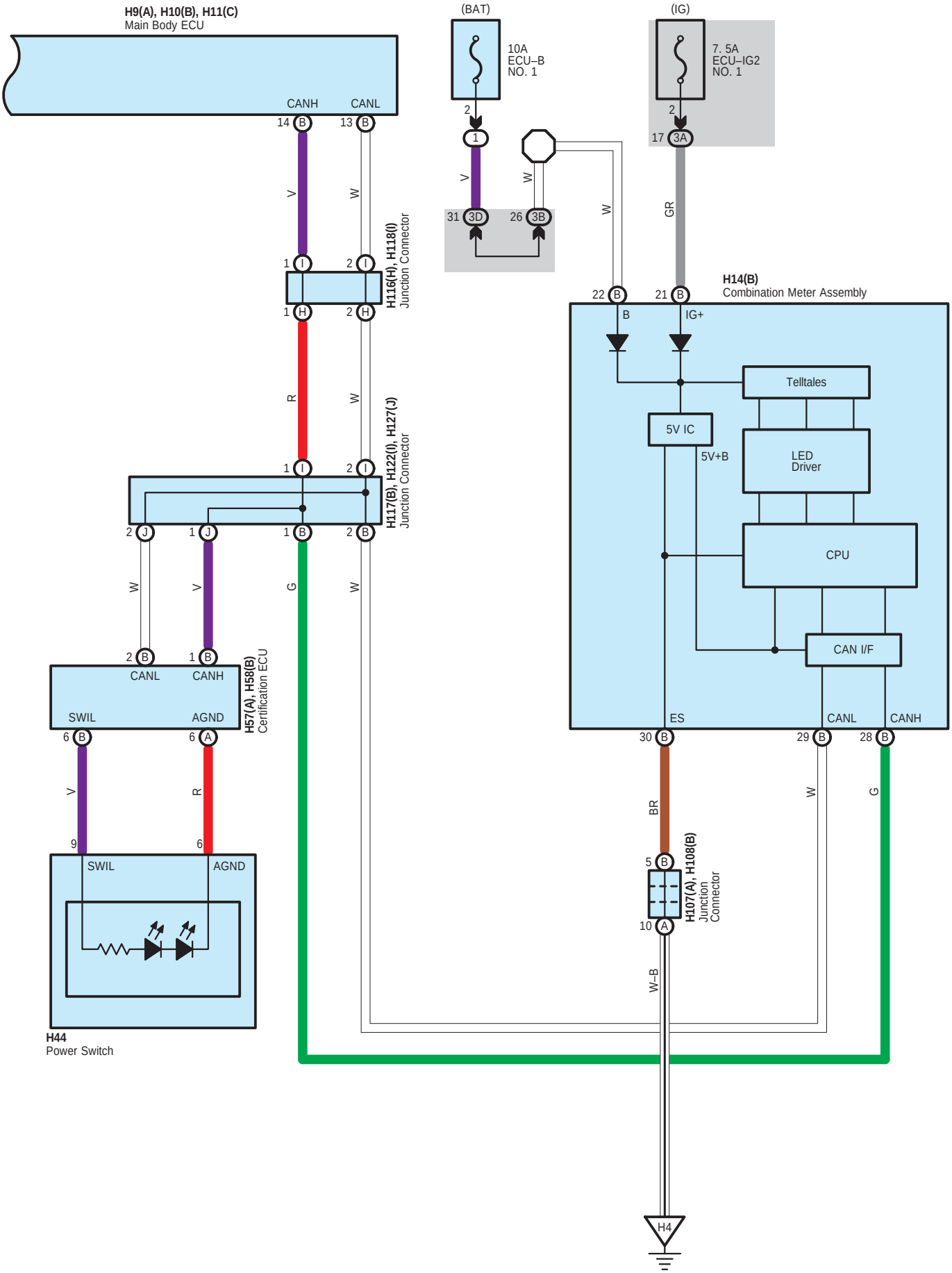
H9(A), H10(B), H11(C)
Main Body ECU
CANH
CANL
14 B
13 B
V
W
1 I
2 I
1 H
2 H
H116(H), H118(I)
Junction Connector
R
W
1 I
2 I
H117(B), H122(I), H127(J)
Junction Connector
2 J
1 J
1 B
2 B
W
V
G
W
2 B
1 B
CANL
CANH
SWIL
AGND
H57(A), H58(B)
Certification ECU
6 B
6 A
V
R
9
6
SWIL
AGND
H44
Power Switch
(BAT)
10A
ECU–B
NO. 1
2
1
V
W
31 3D
26 3B
(IG)
7. 5A
ECU–IG2
NO. 1
2
17 3A
W
GR
22 B
21 B
B
IG+
H14(B)
Combination Meter Assembly
Telltales
5V IC
5V+B
LED
Driver
CPU
CAN I/F
ES
CANL
CANH
30 B
29 B
28 B
BR
W
G
5 B
10 A
H107(A), H108(B)
Junction
Connector
W–B
H4

H 9
White

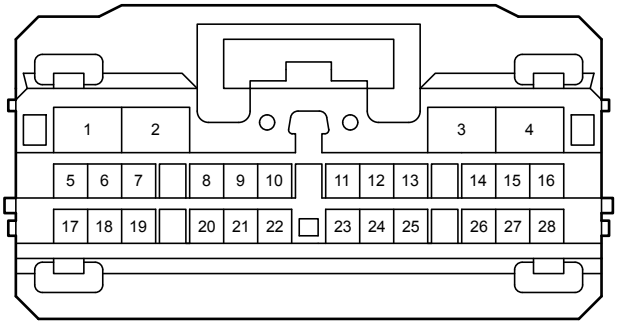

H 10
White

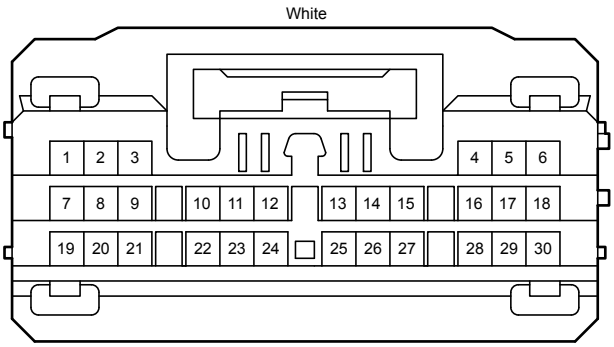

H 11
White

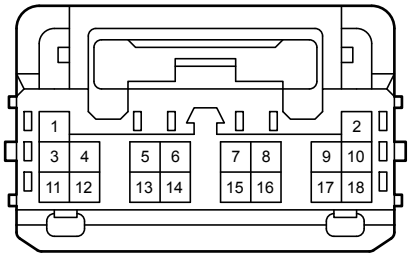

H 14
Black

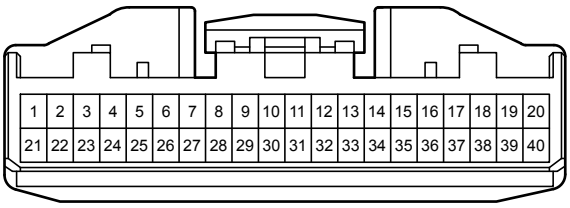

H 44
Black

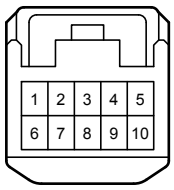

H 47
White

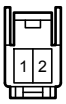

H 48
White



H 57
White

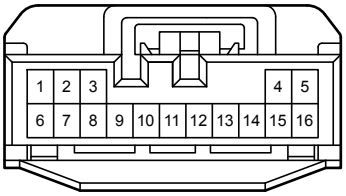

H 58
White

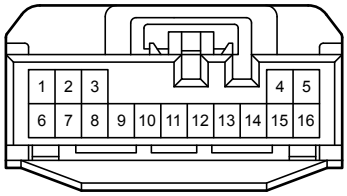

H106
Blue

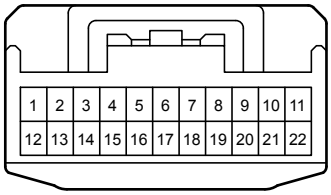

H107
Gray

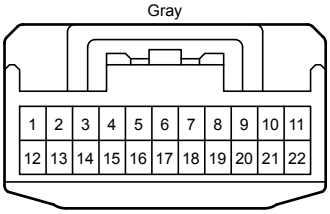

H108
Gray

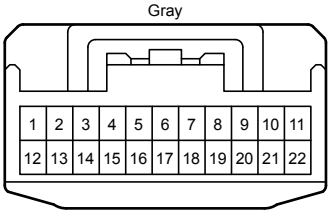

H110
Black

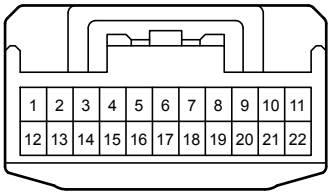

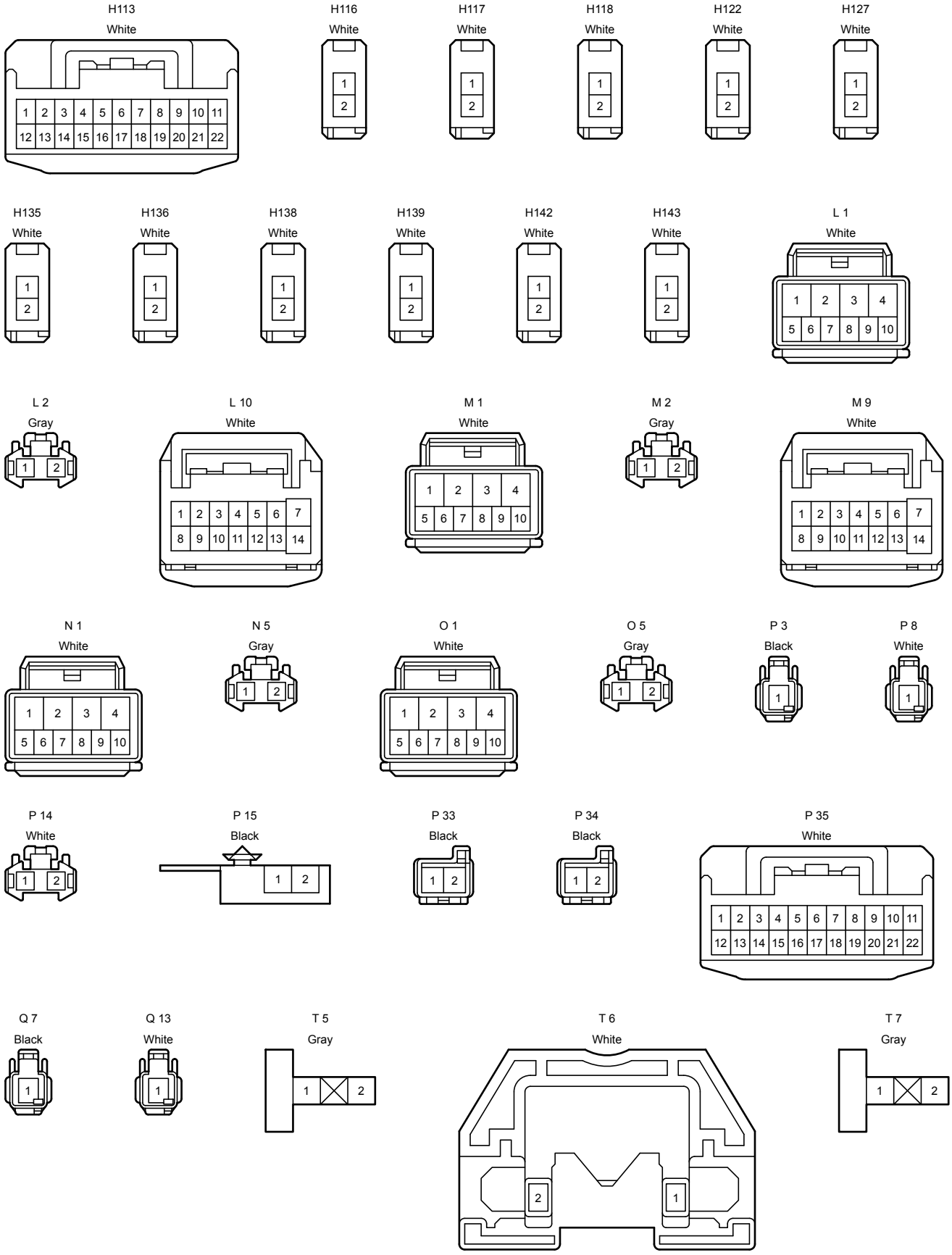
H113
White
H116
White
H117
White
H118
White
H122
White
H127
White
H135
White
H136
White
H138
White
H139
White
H142
White
H143
White
L 1
White
L 2
Gray
L 10
White
M 1
White
M 2
Gray
M 9
White
N 1
White
N 5
Gray
O 1
White
O 5
Gray
P 3
Black
P 8
White
P 14
White
P 15
Black
P 33
Black
P 34
Black
P 35
White
Q 7
Black
Q 13
White
T 5
Gray
T 6
White
T 7
Gray

T 8
White

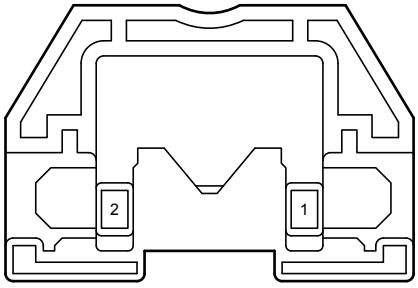

T 9
White

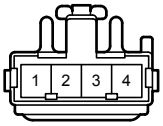

T 10
White

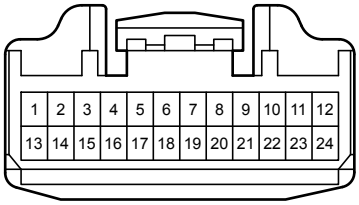

T 11
White

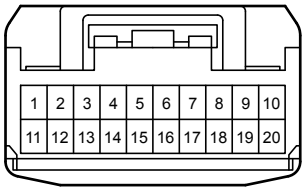

U 3
Black



U 14
White

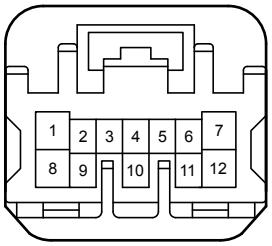

U 15
Black

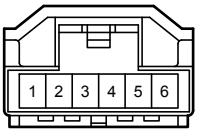

U 16
White

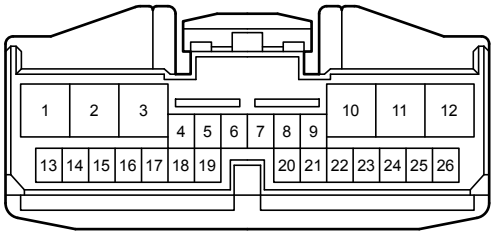

U 17
Black

U 20
White

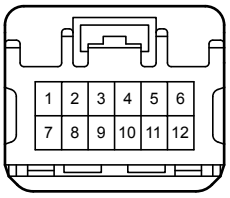

W 13
White

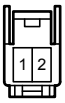

X 14
White



z 10
White

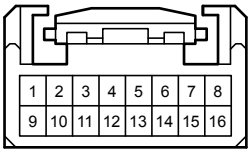

z 11
White

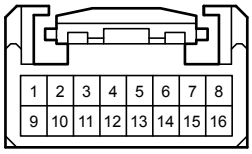

3A
White

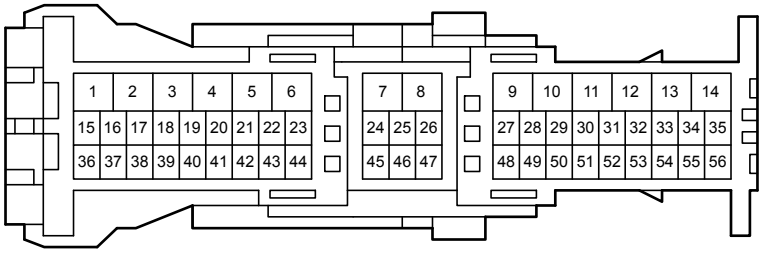

3B
White

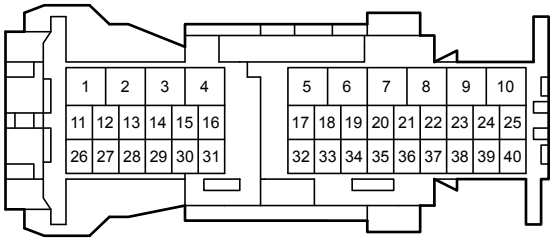

3C
White

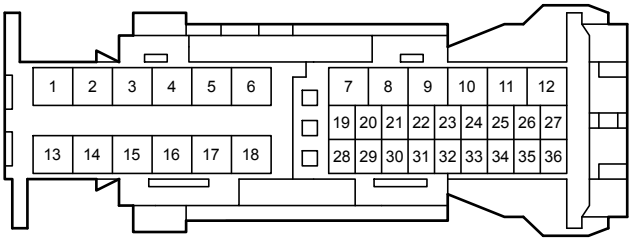

3D
White

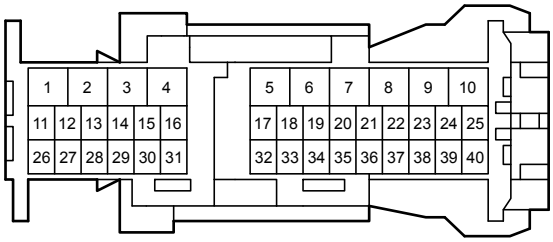

HP1
White

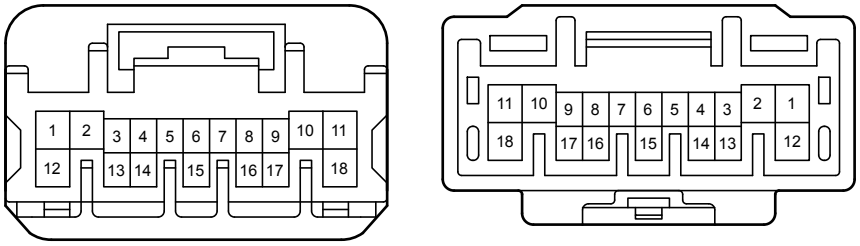

HP2
White

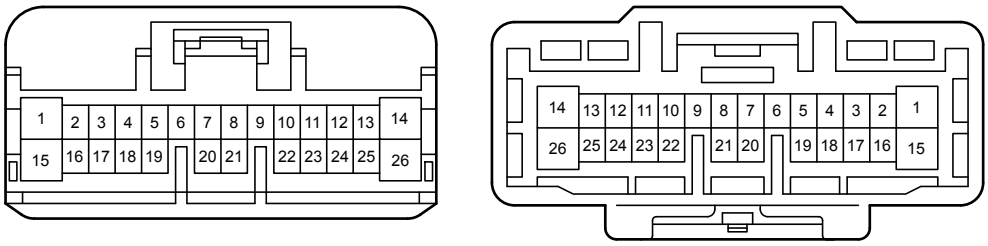

HQ1
White

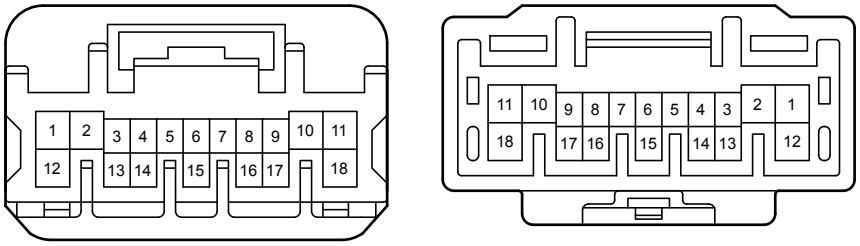

HQ2
White

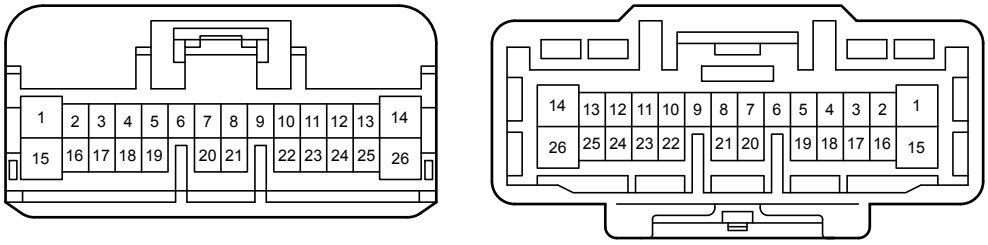

HQ3
Gray

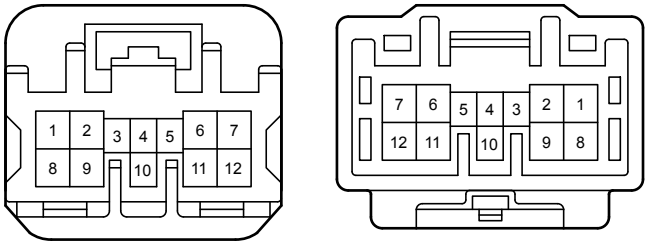

HQ4
White

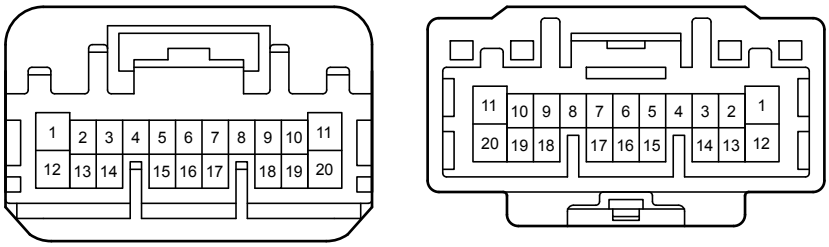

HT1
White

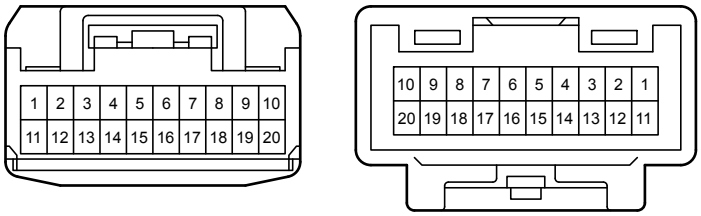

HT2
Gray

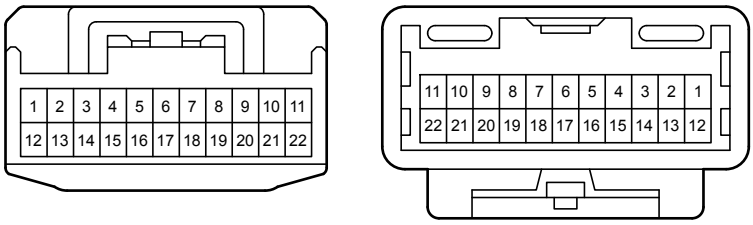

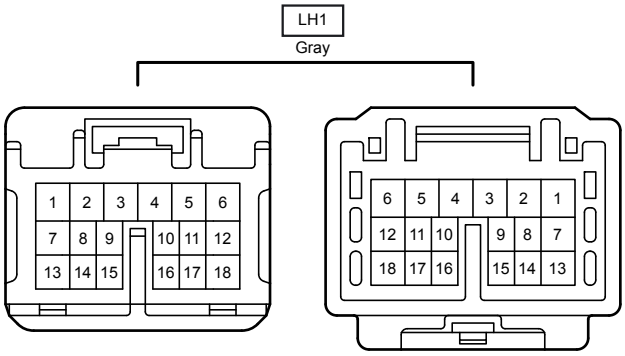
LH1
Gray
1 2 3 4 5 6
7 8 9 10 11 12
13 14 15 16 17 18
6 5 4 3 2 1
12 11 10 9 8 7
18 17 16 15 14 13

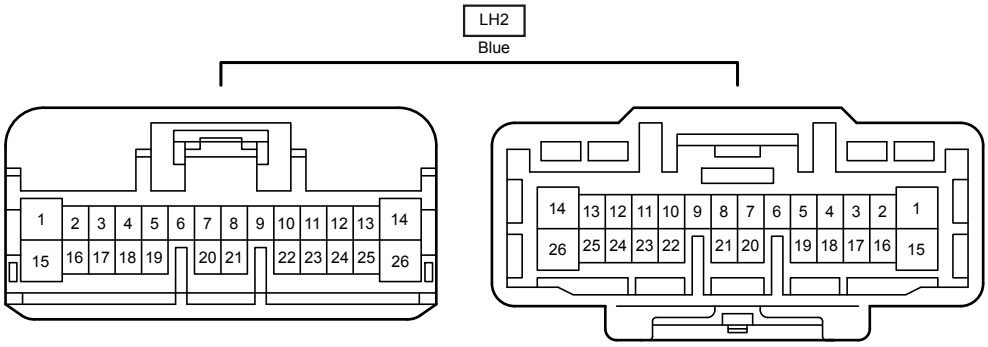
LH2
Blue
1 2 3 4 5 6 7 8 9 10 11 12 13 14
15 16 17 18 19 20 21 22 23 24 25 26
14 13 12 11 10 9 8 7 6 5 4 3 2 1
26 25 24 23 22 21 20 19 18 17 16 15

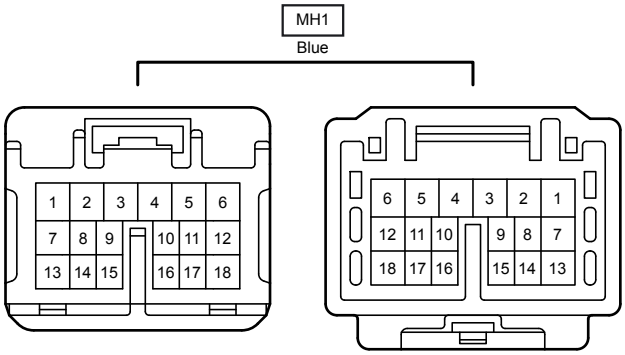
MH1
Blue
1 2 3 4 5 6
7 8 9 10 11 12
13 14 15 16 17 18
6 5 4 3 2 1
12 11 10 9 8 7
18 17 16 15 14 13

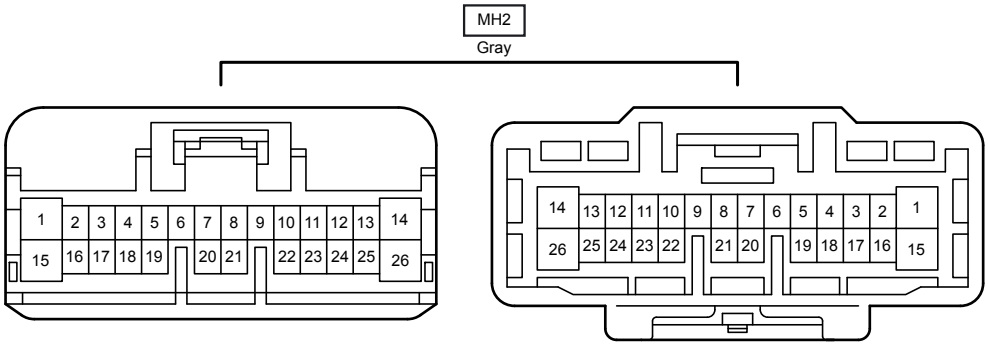
MH2
Gray
1 2 3 4 5 6 7 8 9 10 11 12 13 14
15 16 17 18 19 20 21 22 23 24 25 26
14 13 12 11 10 9 8 7 6 5 4 3 2 1
26 25 24 23 22 21 20 19 18 17 16 15

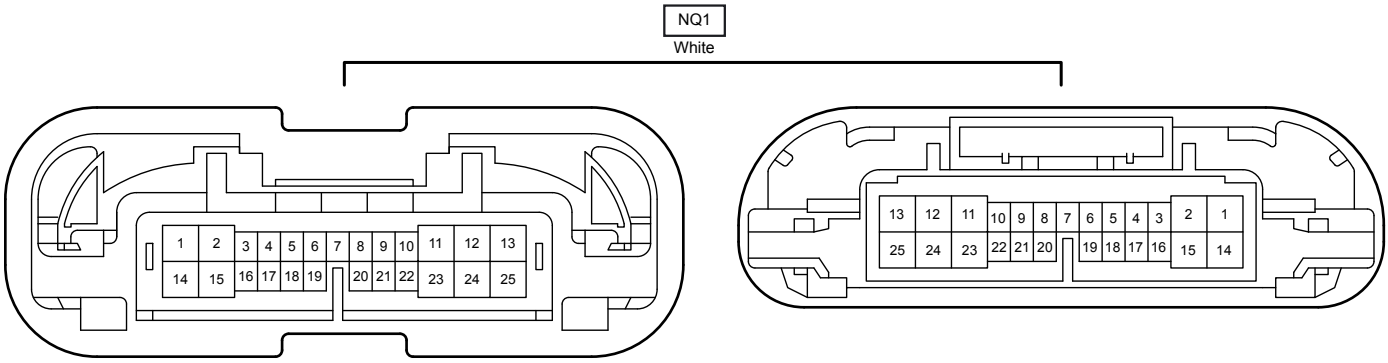
NQ1
White
1 2 3 4 5 6 7 8 9 10 11 12 13
14 15 16 17 18 19 20 21 22 23 24 25
13 12 11 10 9 8 7 6 5 4 3 2 1
25 24 23 22 21 20 19 18 17 16 15 14

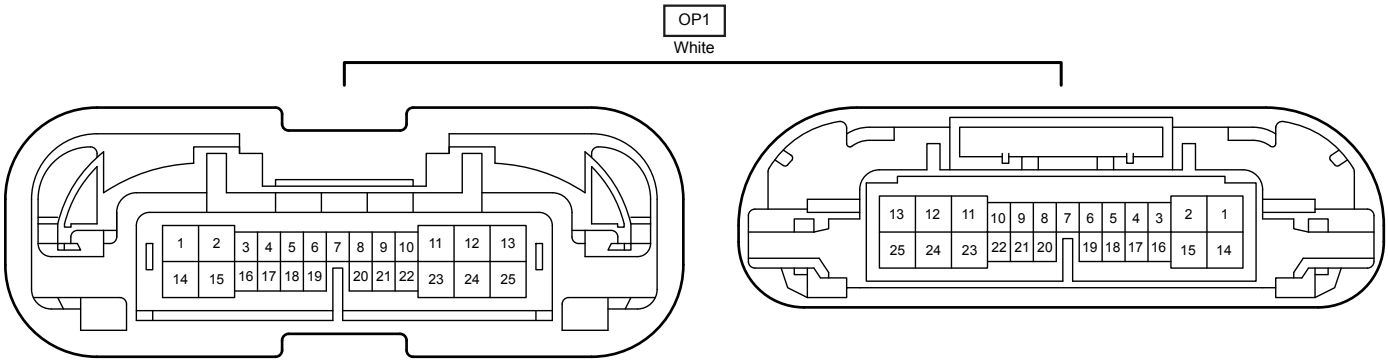
OP1
White
1 2 3 4 5 6 7 8 9 10 11 12 13
14 15 16 17 18 19 20 21 22 23 24 25
13 12 11 10 9 8 7 6 5 4 3 2 1
25 24 23 22 21 20 19 18 17 16 15 14

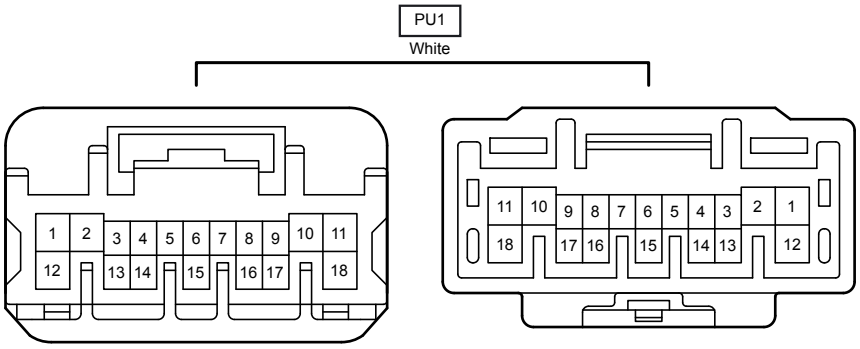
PU1
White
1 2 3 4 5 6 7 8 9 10 11
12 13 14 15 16 17 18
11 10 9 8 7 6 5 4 3 2 1
18 17 16 15 14 13 12

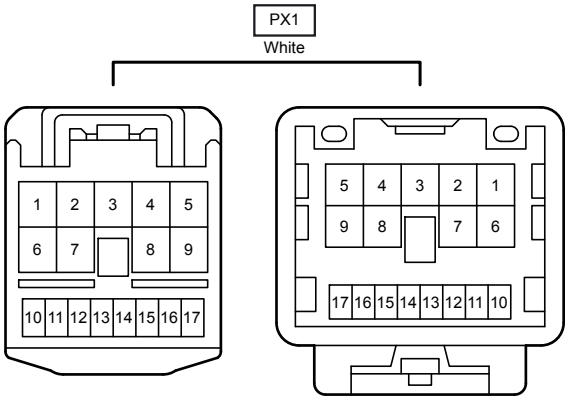
PX1
White
1 2 3 4 5
6 7 8 9
10 11 12 13 14 15 16 17
5 4 3 2 1
9 8 7 6
17 16 15 14 13 12 11 10

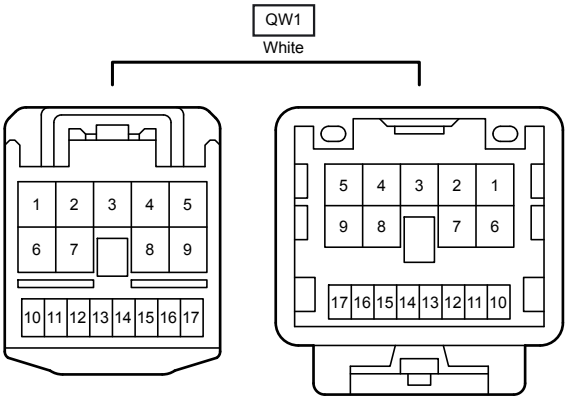
QW1
White
1 2 3 4 5
6 7 8 9
10 11 12 13 14 15 16 17
5 4 3 2 1
9 8 7 6
17 16 15 14 13 12 11 10

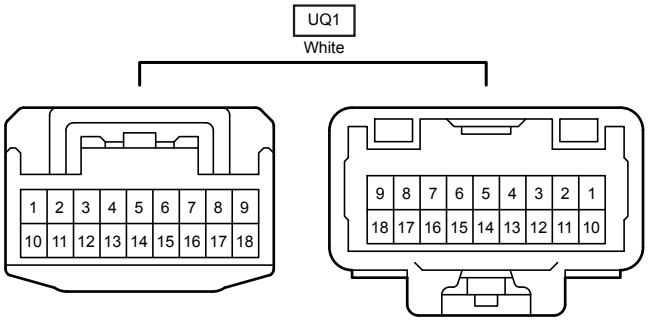
UQ1
White
1 2 3 4 5 6 7 8 9
10 11 12 13 14 15 16 17 18
9 8 7 6 5 4 3 2 1
18 17 16 15 14 13 12 11 10