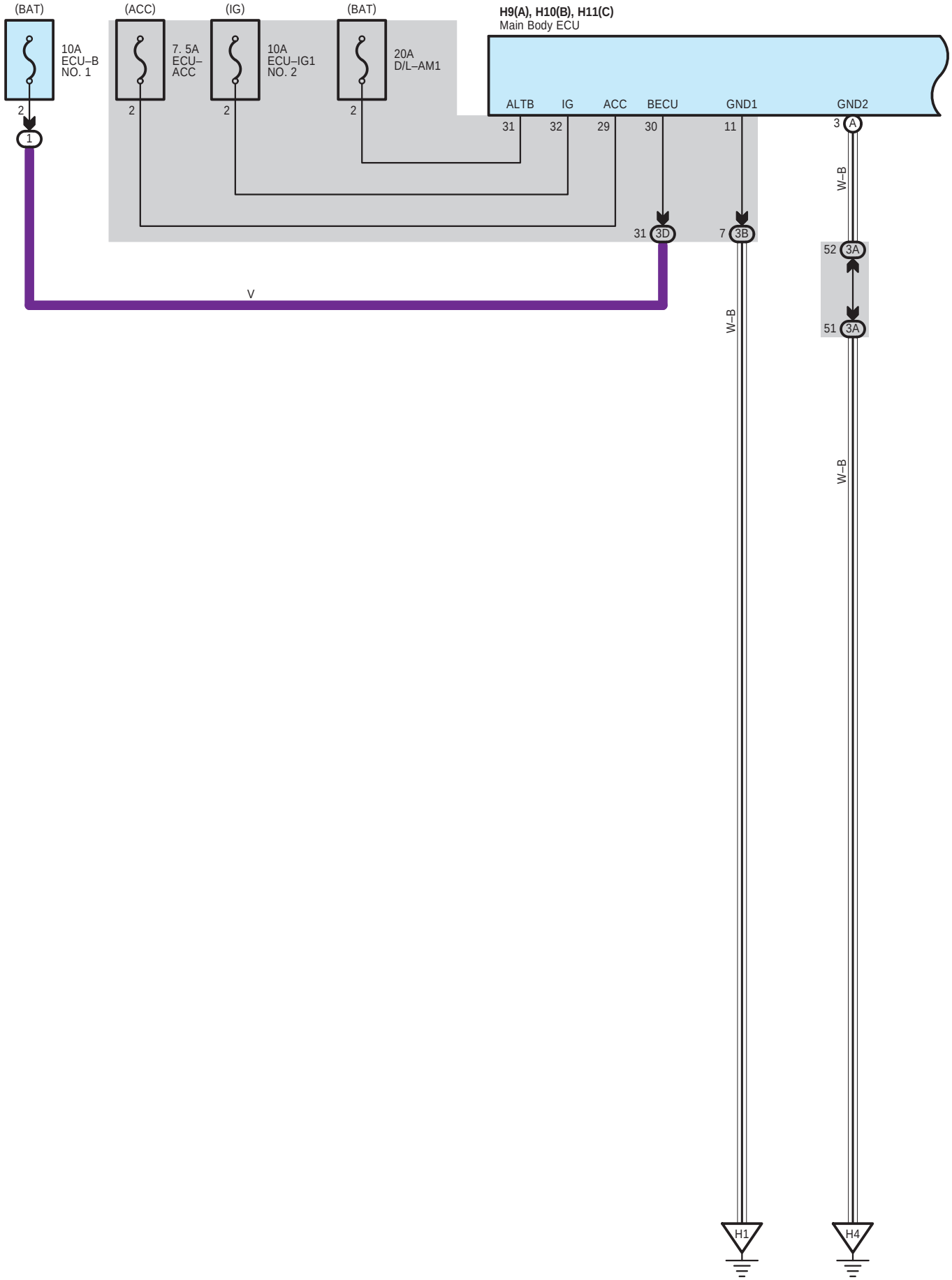
(BAT)
10A
ECU–B
NO. 1
2
1
(ACC)
7. 5A
ECU–
ACC
2
(IG)
10A
ECU–IG1
NO. 2
2
(BAT)
20A
D/L–AM1
2
H9(A), H10(B), H11(C)
Main Body ECU
ALTB
IG
ACC
BECU
GND1
GND2
31
32
29
30
11
3
A
W–B
31
3D
7
3B
52
3A
51
3A
V
W–B
W–B
H1
H4

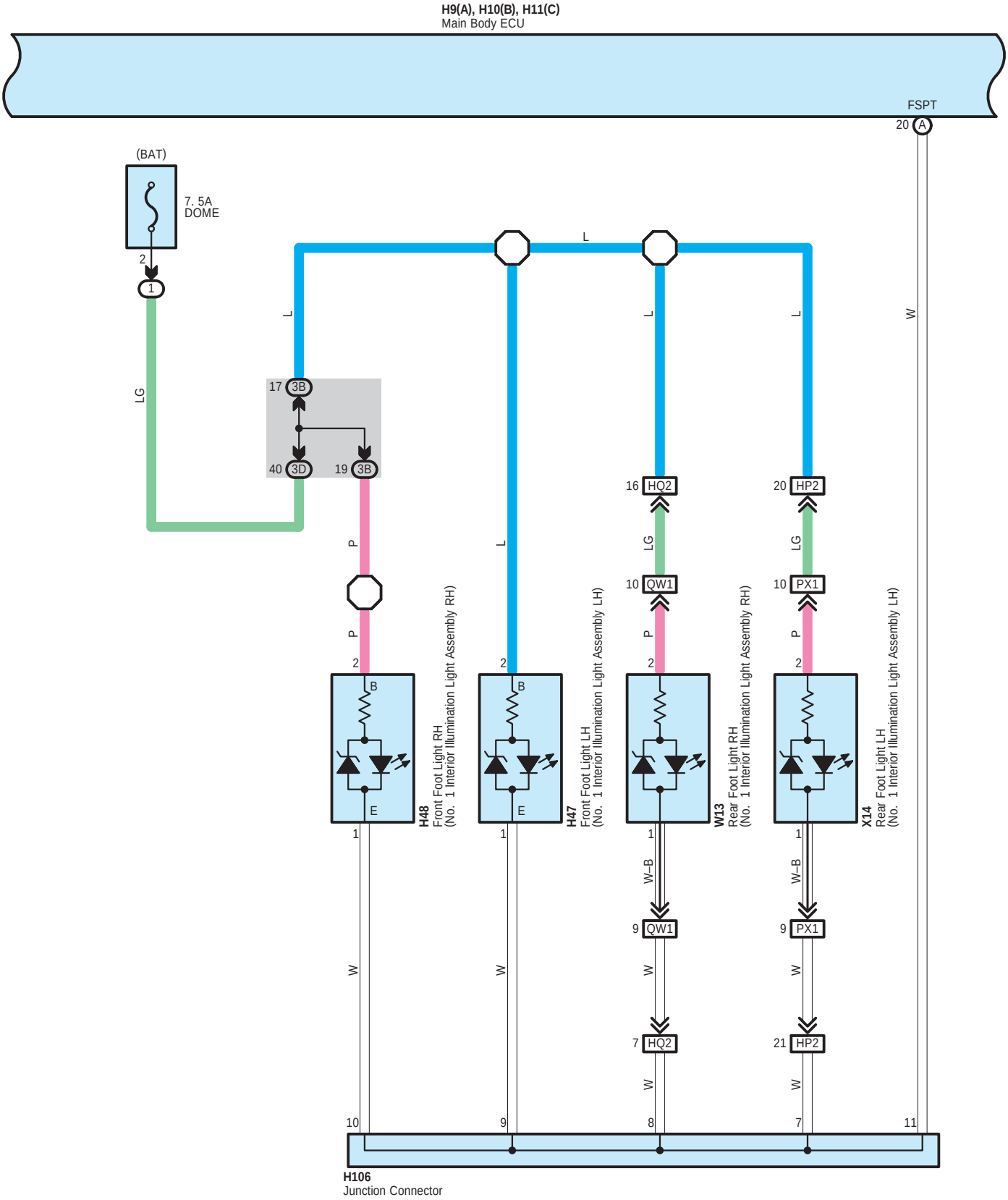
H9(A), H10(B), H11(C)
Main Body ECU
FSPT
20 A
(BAT)
7. 5A
DOME
2
1
LG
L
17 3B
40 3D
19 3B
P
16 HQ2
20 HP2
10 QW1
10 PX1
2
B
E
1
H48
Front Foot Light RH
(No. 1 Interior Illumination Light Assembly RH)
H47
Front Foot Light LH
(No. 1 Interior Illumination Light Assembly LH)
W13
Rear Foot Light RH
(No. 1 Interior Illumination Light Assembly RH)
X14
Rear Foot Light LH
(No. 1 Interior Illumination Light Assembly LH)
W–B
9 QW1
9 PX1
W
7 HQ2
21 HP2
10
9
8
7
11
H106
Junction Connector

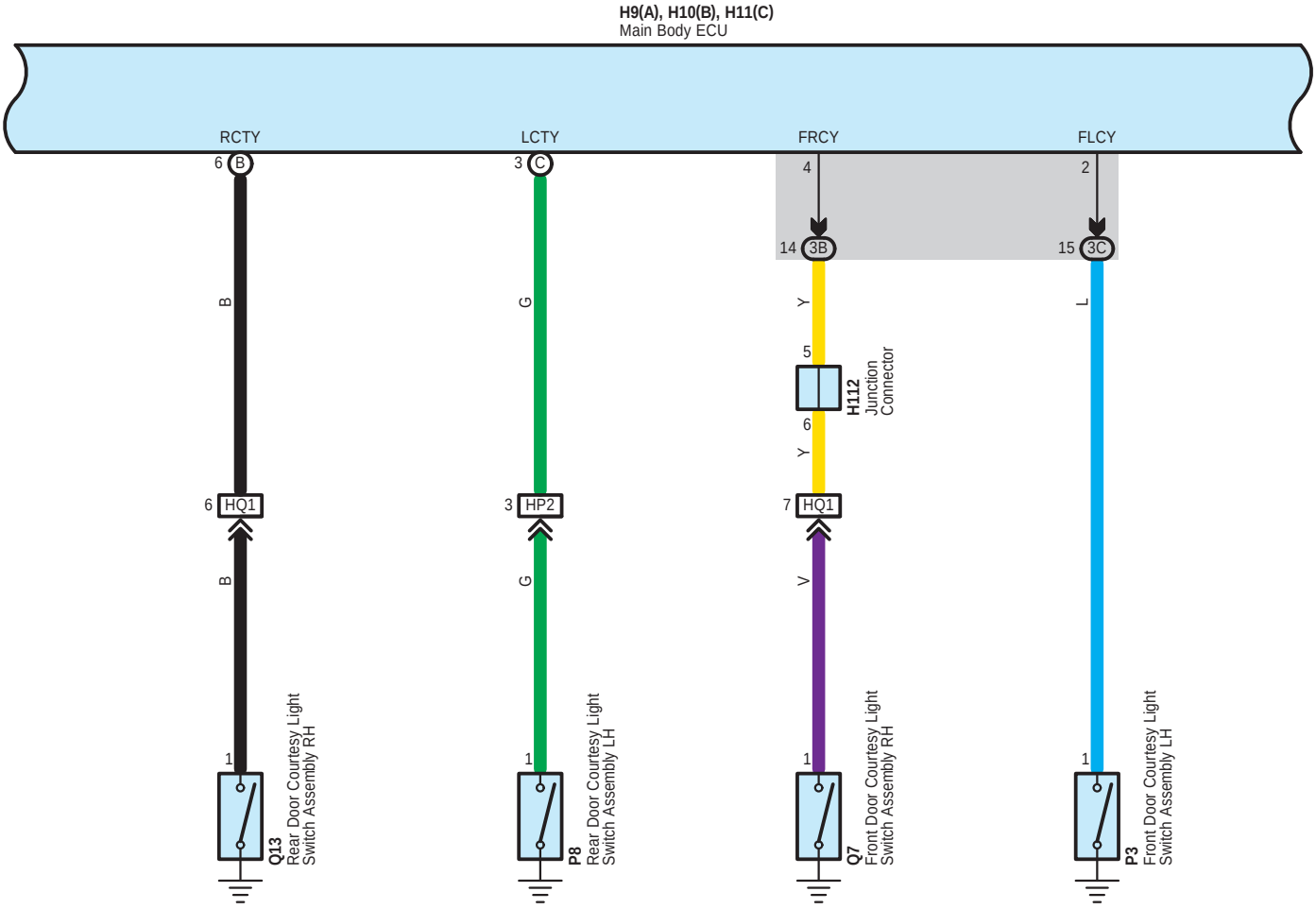
H9(A), H10(B), H11(C)
Main Body ECU
RCTY
LCTY
FRCY
FLCY
6 B
3 C
4
2
14 3B
15 3C
B
G
Y
L
5
H112
Junction
Connector
6
Y
6 HQ1
3 HP2
7 HQ1
B
G
V
1
Q13
Rear Door Courtesy Light
Switch Assembly RH
P8
Rear Door Courtesy Light
Switch Assembly LH
Q7
Front Door Courtesy Light
Switch Assembly RH
P3
Front Door Courtesy Light
Switch Assembly LH

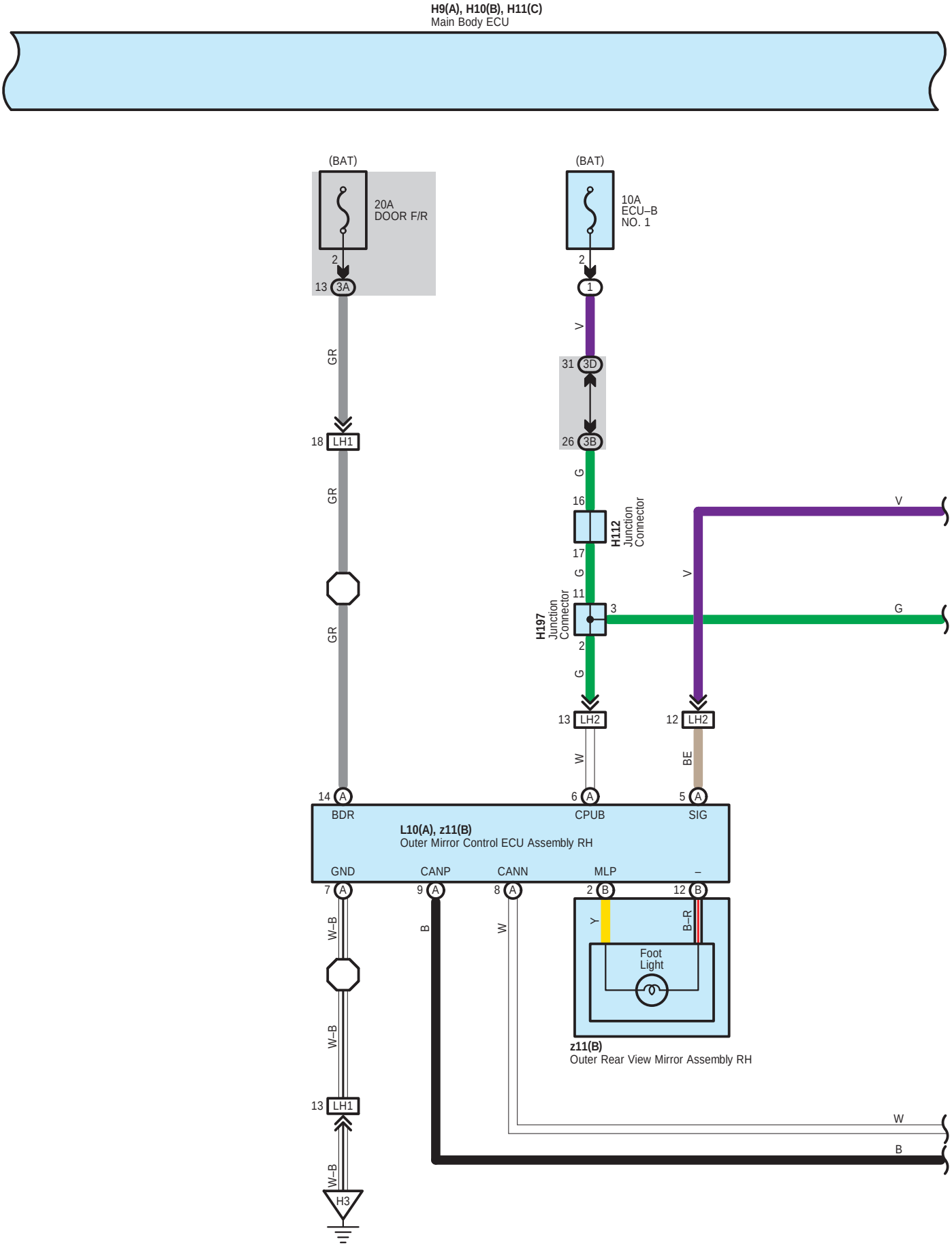
H9(A), H10(B), H11(C)
Main Body ECU
(BAT)
20A
DOOR F/R
2
13 3A
GR
18 LH1
GR
GR
14 A
BDR
(BAT)
10A
ECU–B
NO. 1
2
1
V
31 3D
26 3B
G
16
H112
Junction
Connector
17
G
11
H197
Junction
Connector
3
2
G
13 LH2
W
6 A
CPUB
V
V
G
12 LH2
BE
5 A
SIG
L10(A), z11(B)
Outer Mirror Control ECU Assembly RH
GND
CANP
CANN
MLP
–
7 A
9 A
8 A
2 B
12 B
W–B
B
W
Y
B–R
Foot
Light
W–B
z11(B)
Outer Rear View Mirror Assembly RH
13 LH1
W
B
W–B
H3

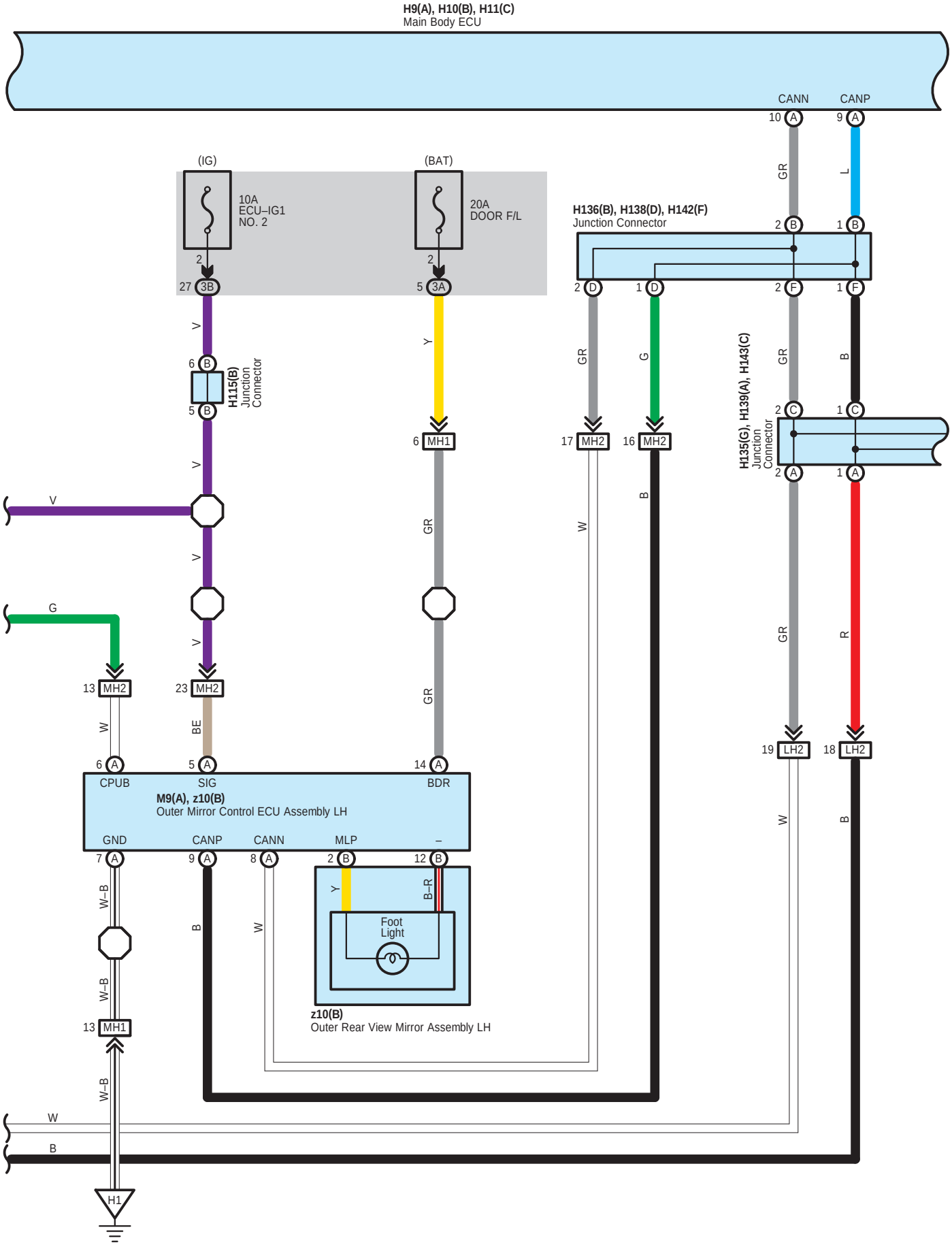
H9(A), H10(B), H11(C)
Main Body ECU
CANN
CANP
(IG)
(BAT)
10A
ECU–IG1
NO. 2
20A
DOOR F/L
H136(B), H138(D), H142(F)
Junction Connector
H115(B)
Junction
Connector
H135(G), H139(A), H143(C)
Junction
Connector
MH1
MH2
LH2
CPUB
SIG
BDR
M9(A), z10(B)
Outer Mirror Control ECU Assembly LH
GND
CANP
CANN
MLP
Foot
Light
z10(B)
Outer Rear View Mirror Assembly LH
H1

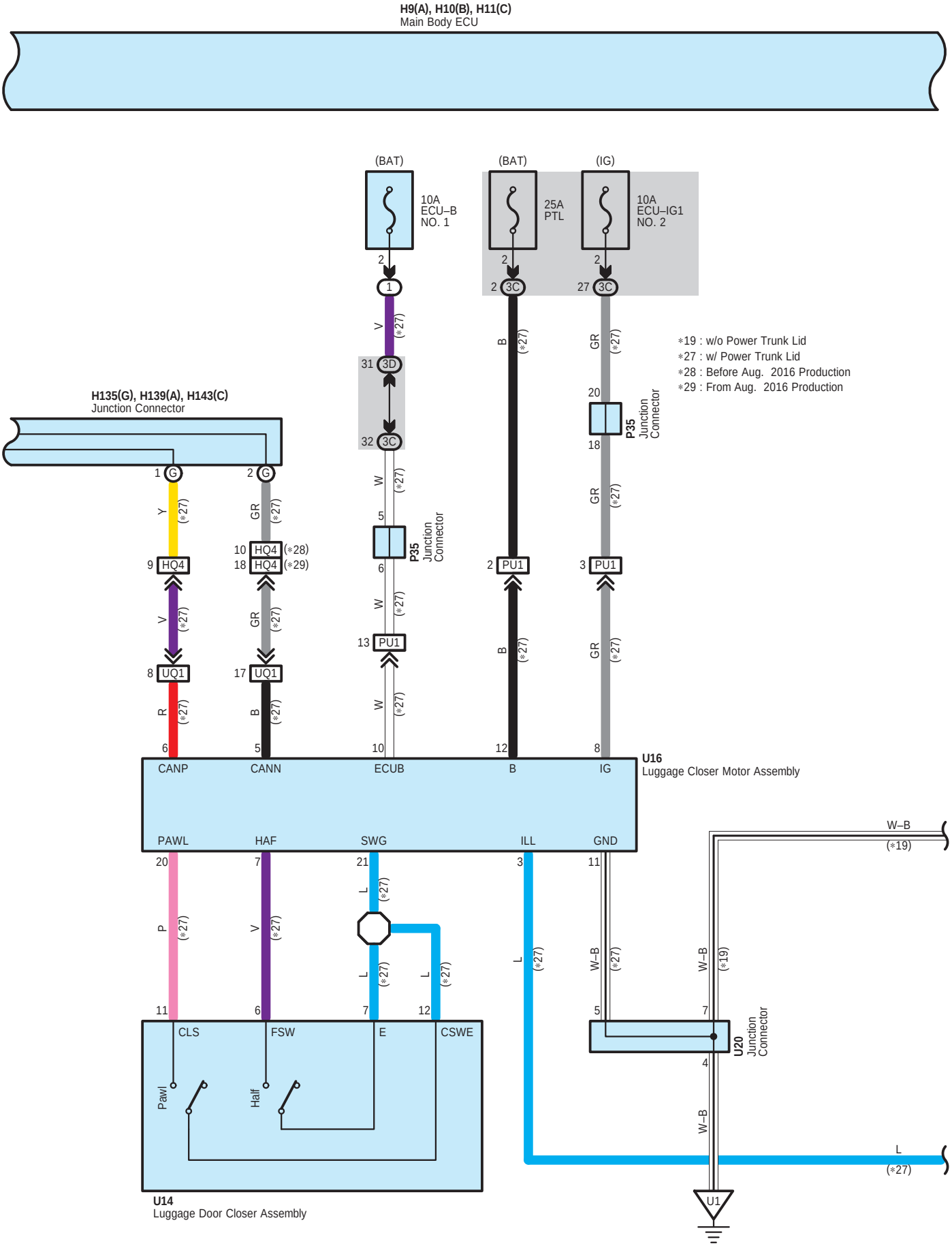
H9(A), H10(B), H11(C)
Main Body ECU
(BAT)
10A
ECU–B
NO. 1
(BAT)
25A
PTL
(IG)
10A
ECU–IG1
NO. 2
∗19 : w/o Power Trunk Lid
∗27 : w/ Power Trunk Lid
∗28 : Before Aug. 2016 Production
∗29 : From Aug. 2016 Production
H135(G), H139(A), H143(C)
Junction Connector
P35
Junction
Connector
HQ4
UQ1
PU1
CANP
CANN
ECUB
B
IG
U16
Luggage Closer Motor Assembly
PAWL
HAF
SWG
ILL
GND
W–B
(∗19)
CLS
FSW
E
CSWE
Pawl
Half
U20
Junction
Connector
U14
Luggage Door Closer Assembly
U1

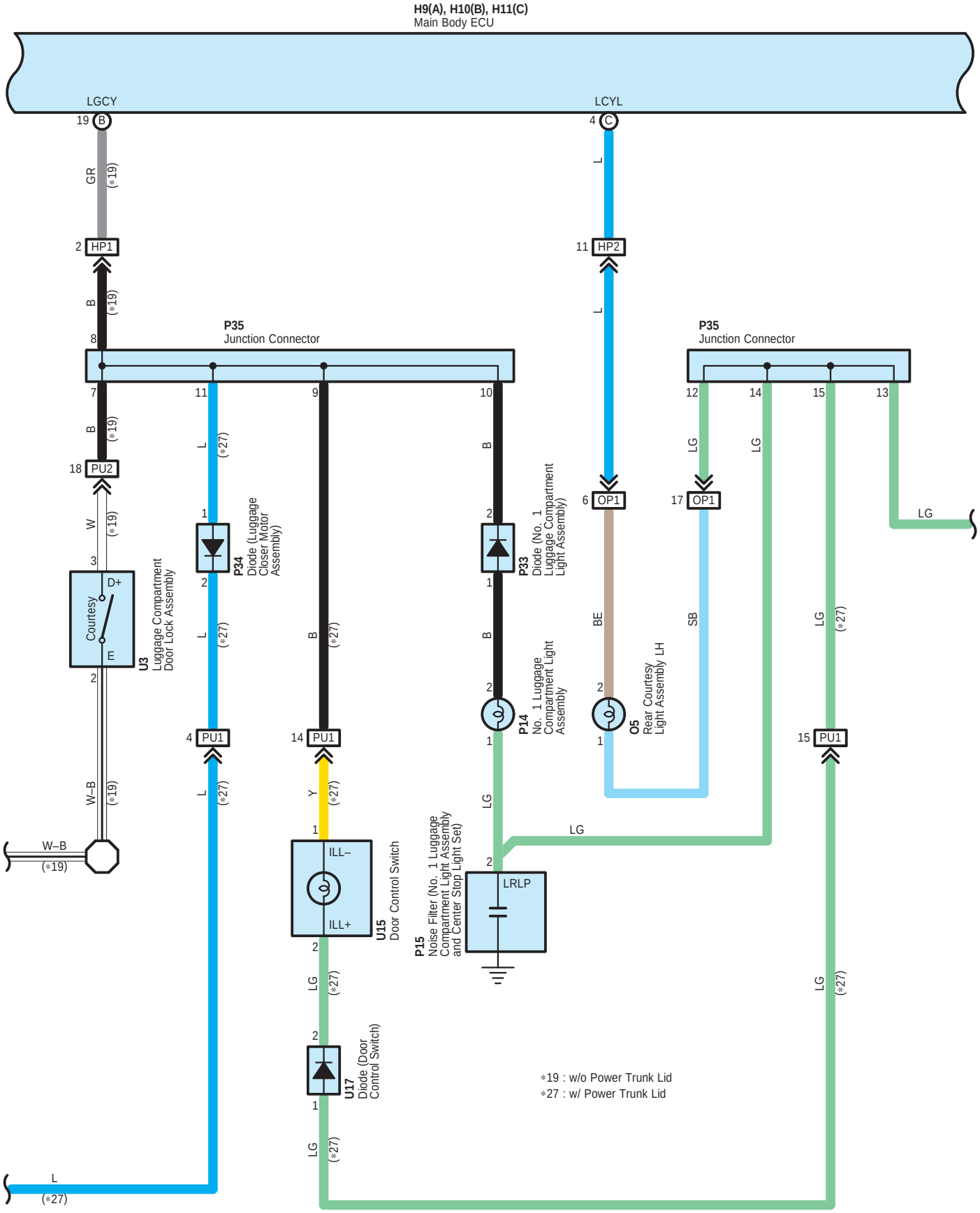
H9(A), H10(B), H11(C)
Main Body ECU
LGCY
LCYL
19 B
4 C
GR
(*19)
2 HP1
11 HP2
B
L
8
P35
Junction Connector
7
11
9
10
12
14
15
13
18 PU2
W
3
D+
Courtesy
E
U3
Luggage Compartment Door Lock Assembly
W–B
1
2
P34
Diode (Luggage Closer Motor Assembly)
(*27)
4 PU1
14 PU1
Y
ILL–
ILL+
U15
Door Control Switch
LG
U17
Diode (Door Control Switch)
P33
Diode (No. 1 Luggage Compartment Light Assembly)
P14
No. 1 Luggage Compartment Light Assembly
6 OP1
17 OP1
BE
SB
O5
Rear Courtesy Light Assembly LH
15 PU1
P15
Noise Filter (No. 1 Luggage Compartment Light Assembly and Center Stop Light Set)
LRLP
*19 : w/o Power Trunk Lid
*27 : w/ Power Trunk Lid

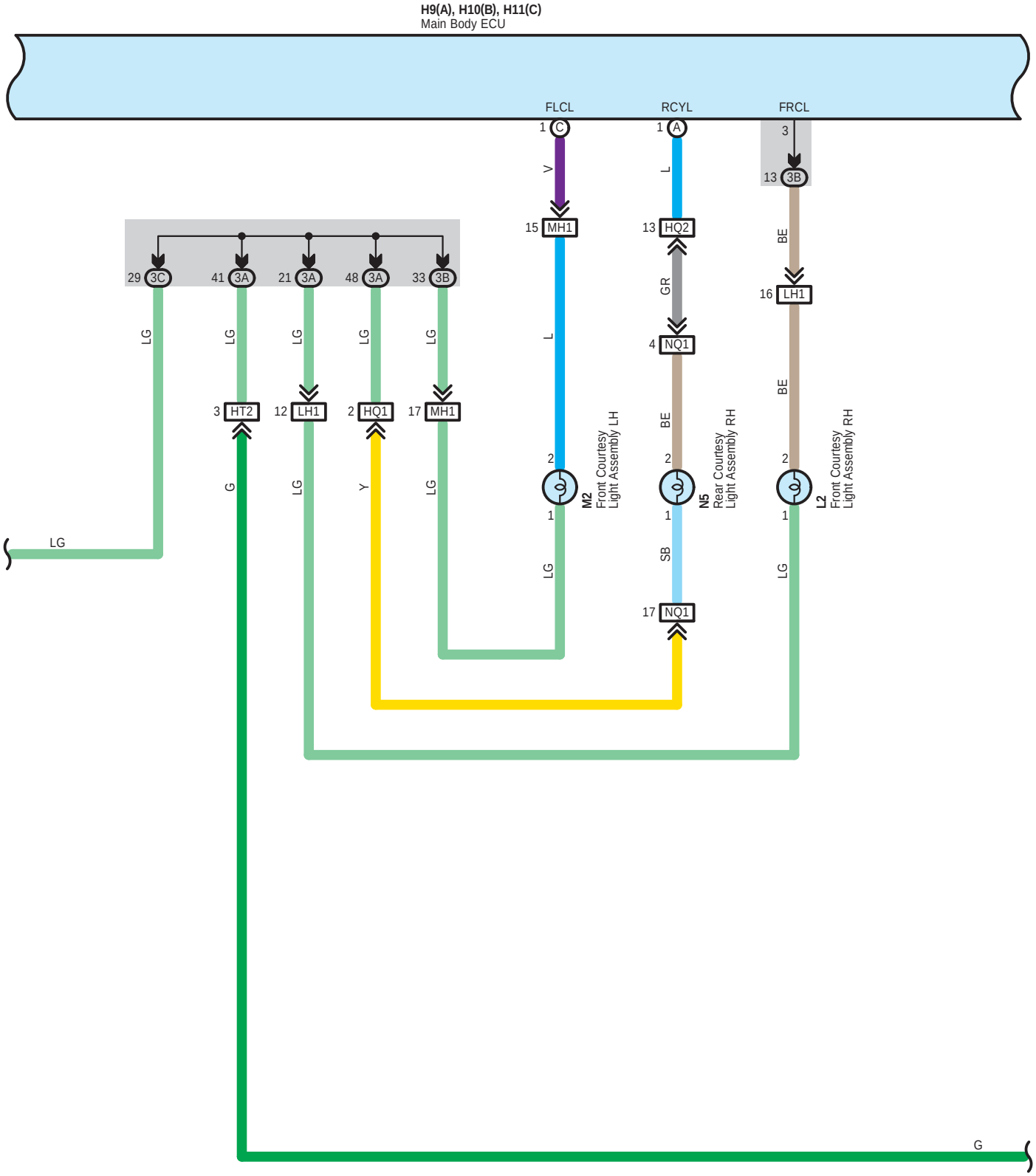
H9(A), H10(B), H11(C)
Main Body ECU
FLCL
RCYL
FRCL
1 C
1 A
3
13 3B
V
L
BE
15 MH1
13 HQ2
16 LH1
GR
4 NQ1
29 3C
41 3A
21 3A
48 3A
33 3B
LG
LG
LG
LG
LG
L
3 HT2
12 LH1
2 HQ1
17 MH1
BE
BE
2
2
2
M2
Front Courtesy
Light Assembly LH
N5
Rear Courtesy
Light Assembly RH
L2
Front Courtesy
Light Assembly RH
G
LG
Y
LG
1
1
1
LG
SB
LG
17 NQ1
LG
G

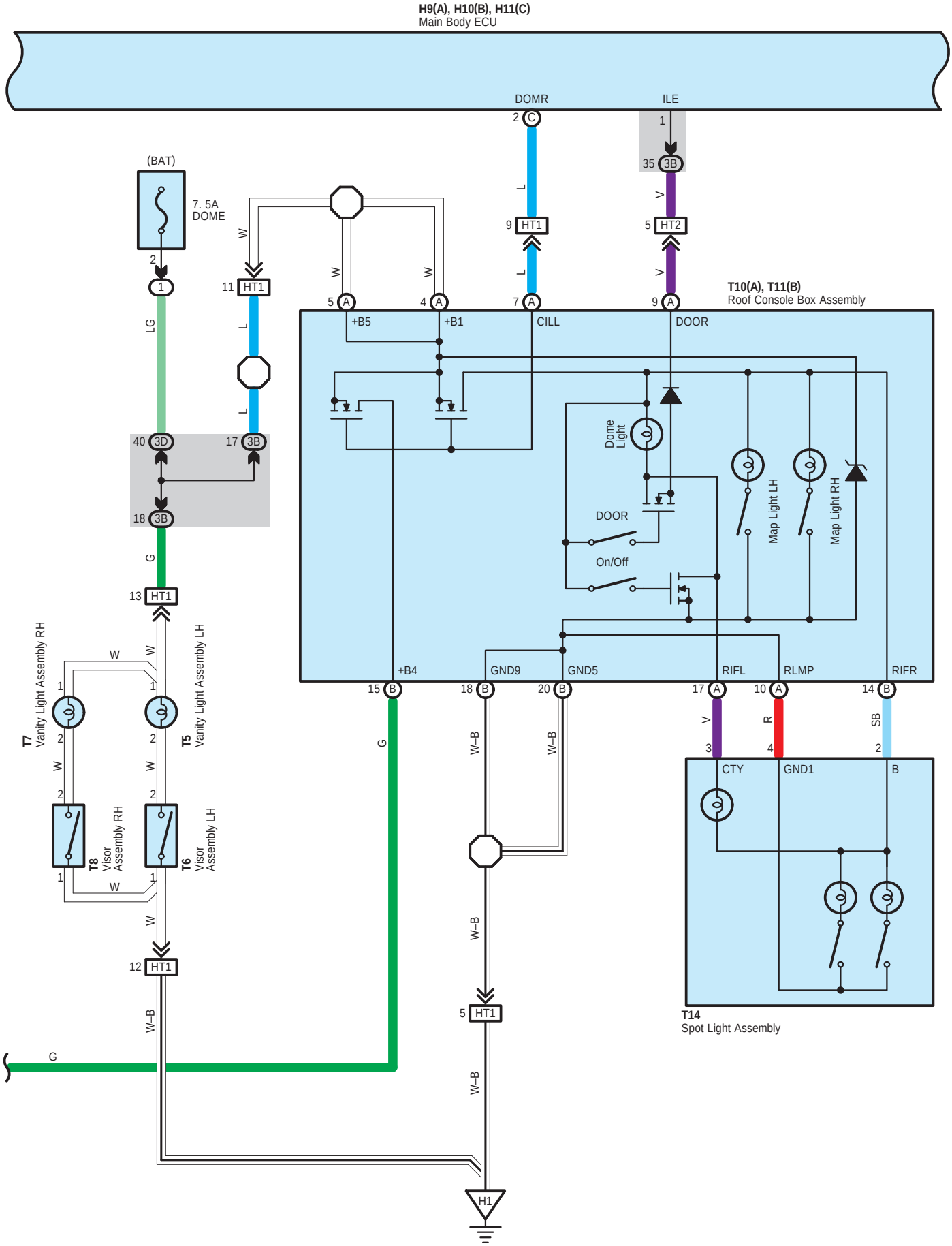
H9(A), H10(B), H11(C)
Main Body ECU
DOMR
ILE
(BAT)
7. 5A
DOME
T10(A), T11(B)
Roof Console Box Assembly
+B5
+B1
CILL
DOOR
Dome Light
DOOR
On/Off
Map Light LH
Map Light RH
+B4
GND9
GND5
RIFL
RLMP
RIFR
CTY
GND1
B
T14
Spot Light Assembly
T7
Vanity Light Assembly RH
T5
Vanity Light Assembly LH
T8
Visor Assembly RH
T6
Visor Assembly LH
H1

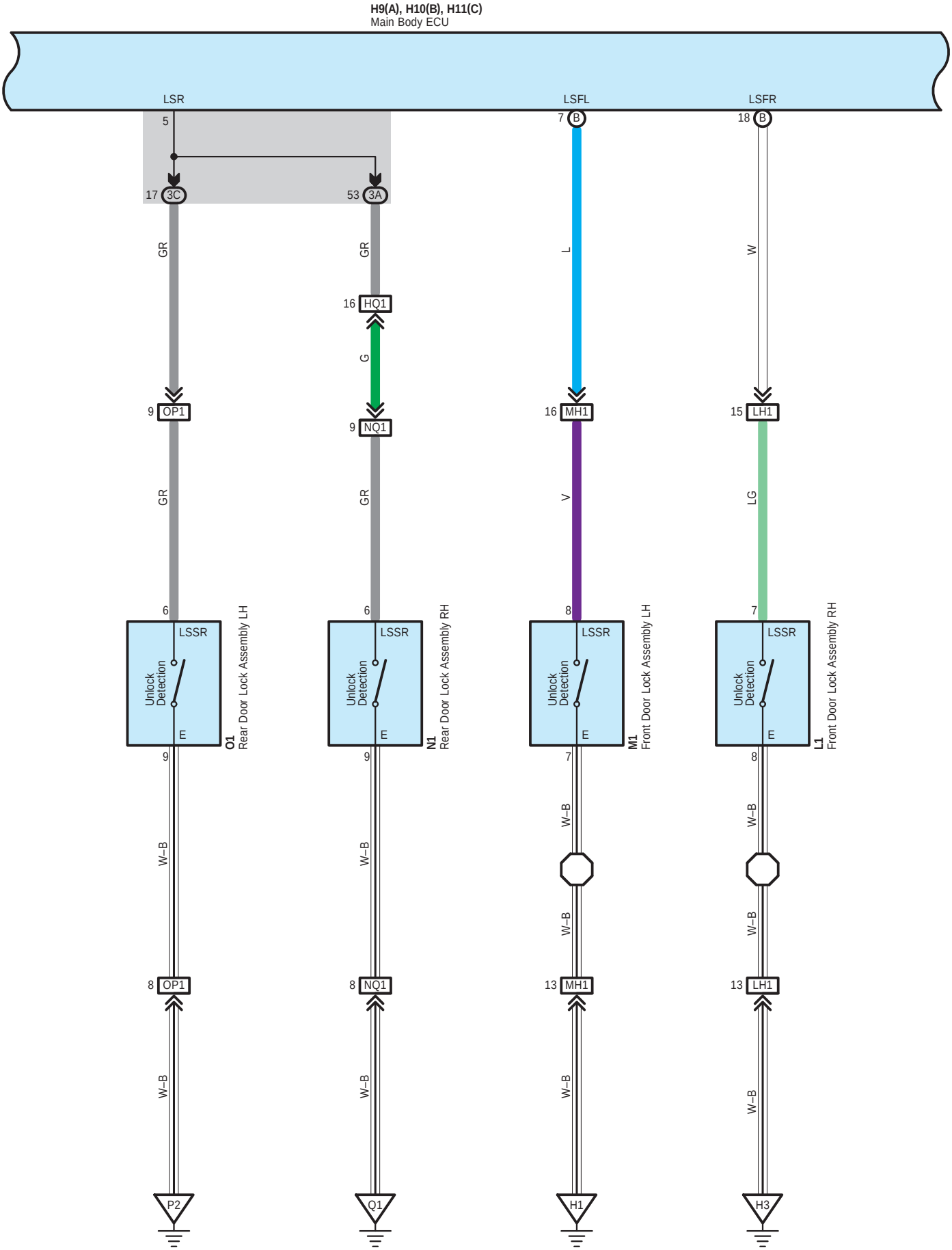
H9(A), H10(B), H11(C)
Main Body ECU
LSR
LSFL
LSFR
5
7 B
18 B
17 3C
53 3A
GR
GR
L
W
16 HQ1
G
9 OP1
9 NQ1
16 MH1
15 LH1
GR
GR
V
LG
6
6
8
7
LSSR
Unlock Detection
E
Q1 Rear Door Lock Assembly LH
N1 Rear Door Lock Assembly RH
M1 Front Door Lock Assembly LH
L1 Front Door Lock Assembly RH
9
7
8
W–B
8 OP1
8 NQ1
13 MH1
13 LH1
P2
Q1
H1
H3

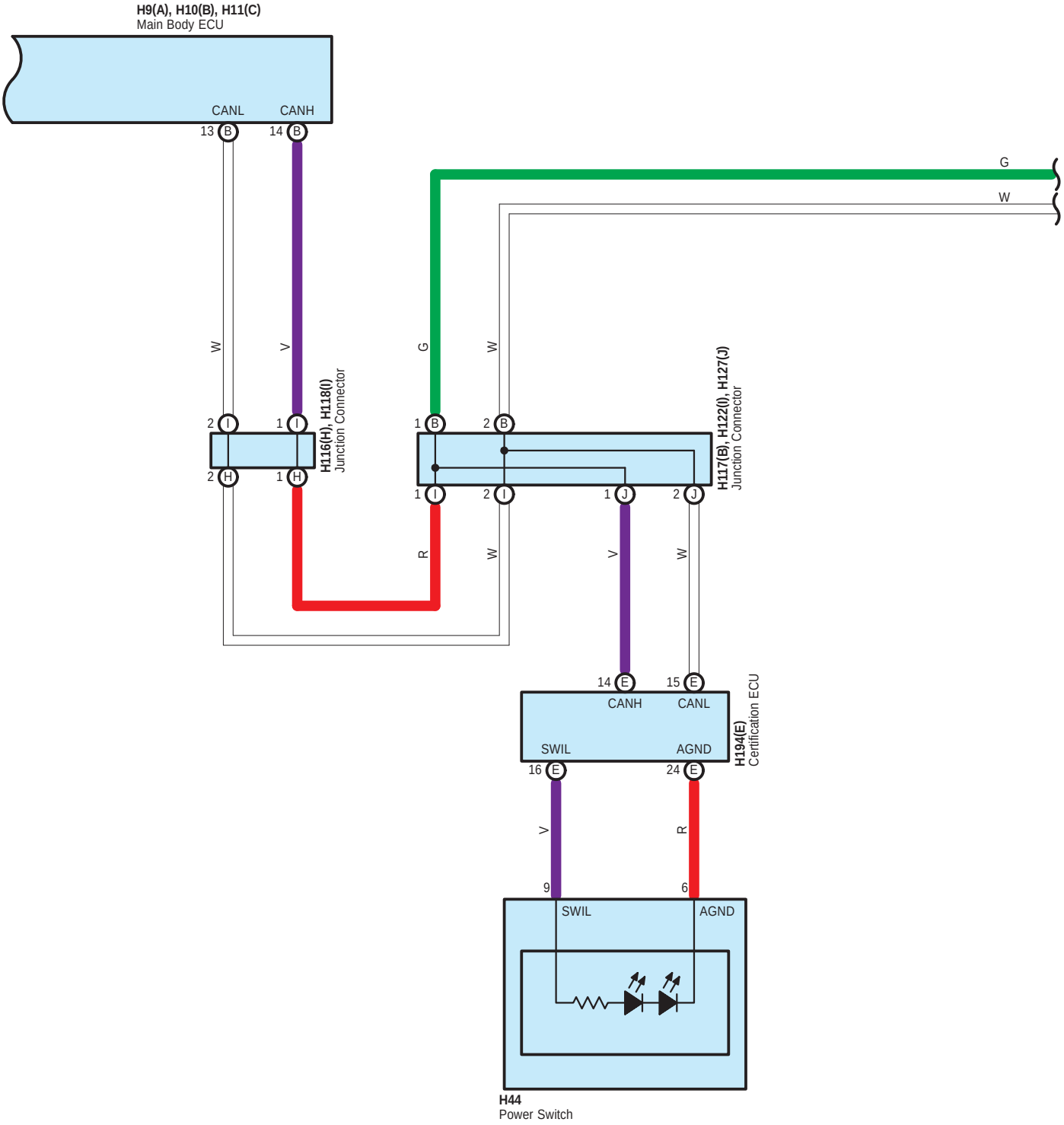
H9(A), H10(B), H11(C)
Main Body ECU
CANL
CANH
13 B
14 B
G
W
W
V
G
W
H116(H), H118(I)
Junction Connector
H117(B), H122(I), H127(J)
Junction Connector
2 I
1 I
2 H
1 H
1 B
2 B
1 I
2 I
1 J
2 J
R
W
V
W
14 E
15 E
CANH
CANL
SWIL
AGND
H194(E)
Certification ECU
16 E
24 E
V
R
9
6
SWIL
AGND
H44
Power Switch

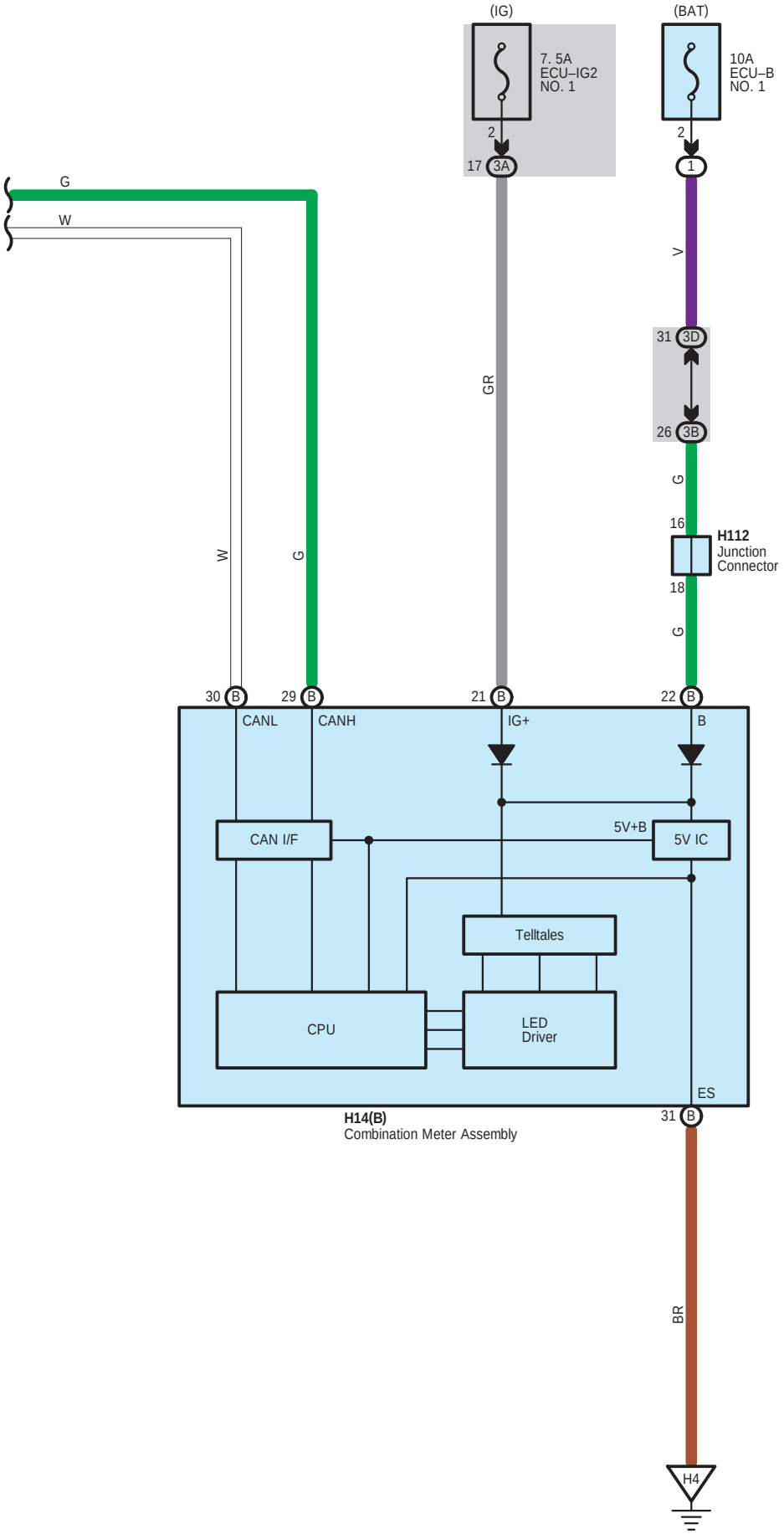
(IG)
7. 5A
ECU–IG2
NO. 1
2
17 3A
(BAT)
10A
ECU–B
NO. 1
2
1
G
W
V
31 3D
26 3B
GR
G
16
H112
Junction
Connector
18
G
W
G
30 B
29 B
21 B
22 B
CANL
CANH
IG+
B
CAN I/F
5V+B
5V IC
Telltales
CPU
LED
Driver
ES
H14(B)
Combination Meter Assembly
31 B
BR
H4

H 9
White

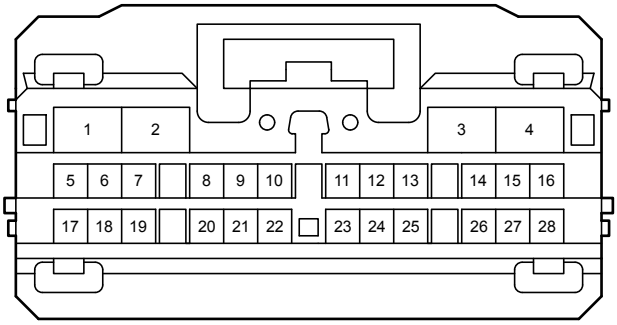

H 10
White

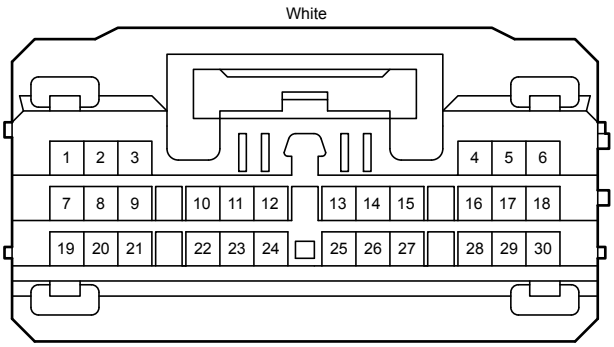

H 11
White

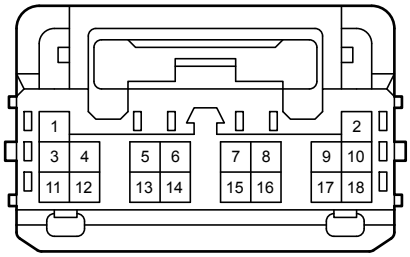

H 14
Black

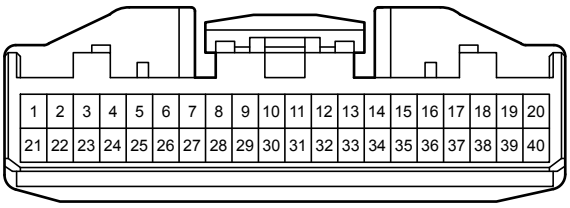

H 44
Black

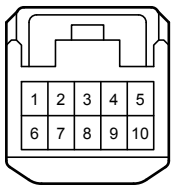

H 47
White

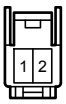

H 48
White



H106
Blue

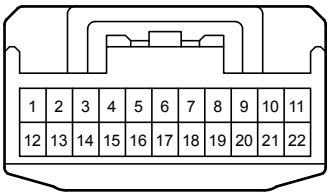

H112
White

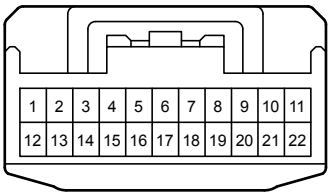

H115
Black

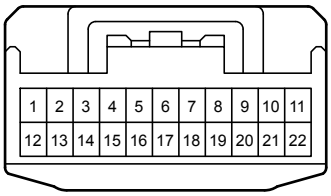

H116
White

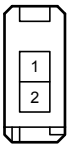

H117
White

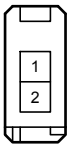

H118
White

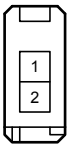

H122
White

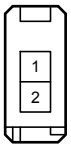

H127
White

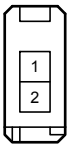

H135
White

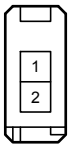

H136
White

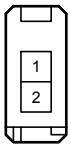

H138
White

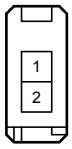


H139
White
H142
White
H143
White
H194
White
H197
White
L 1
White
L 2
Gray
L 10
White
M 1
White
M 2
Gray
M 9
White
N 1
White
N 5
Gray
O 1
White
O 5
Gray
P 3
Black
P 8
White
P 14
White
P 15
Black
P 33
Black
P 34
Black
P 35
White
Q 7
Black

Q 13
White

T 5
Gray

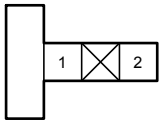

T 6
White

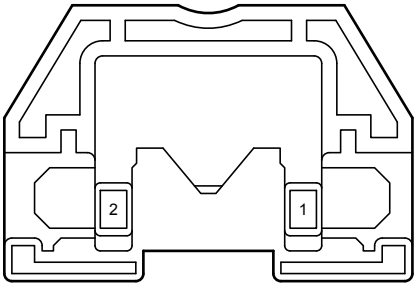

T 7
Gray

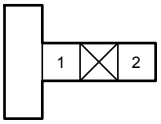

T 8
White

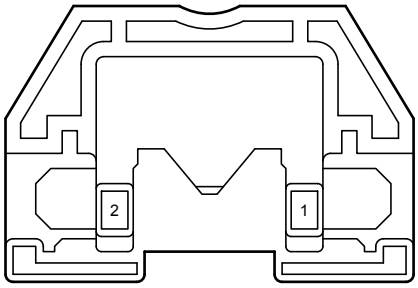

T 10
White

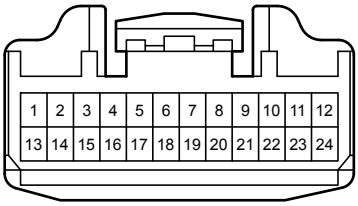

T 11
White

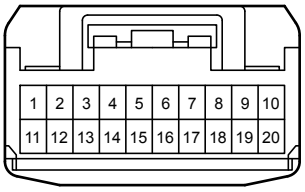

T 14
White

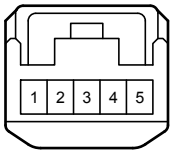

U 3
Black



U 14
White

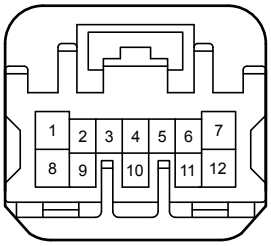

U 15
Black

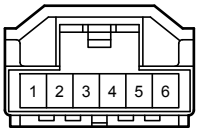

U 16
White

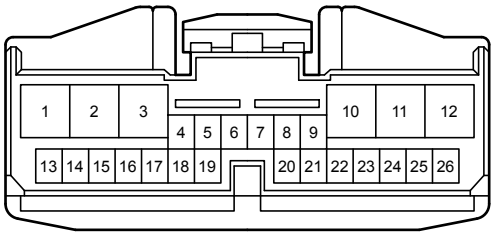

U 17
Black

U 20
White

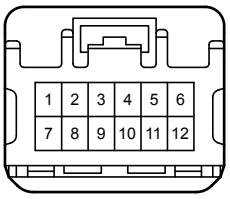

W 13
White

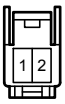

X 14
White

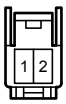

z 10
White

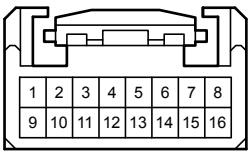

z 11
White

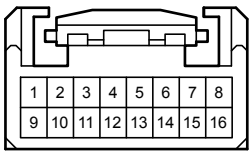

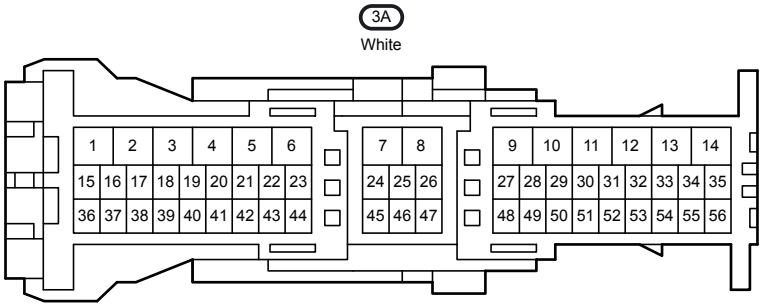
3A
White

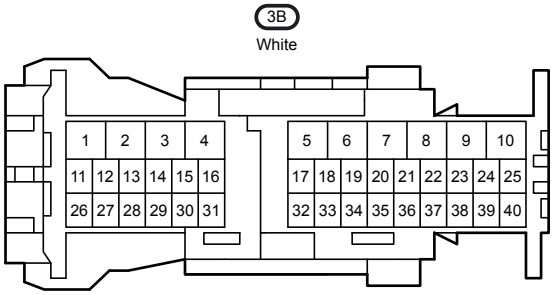
3B
White

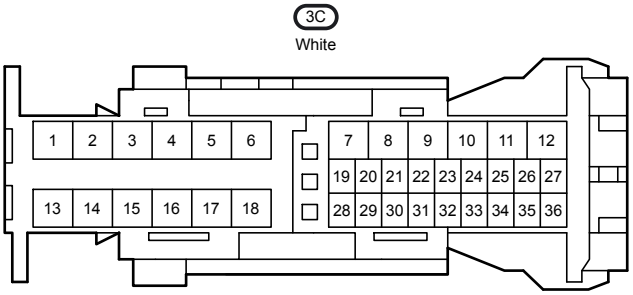
3C
White

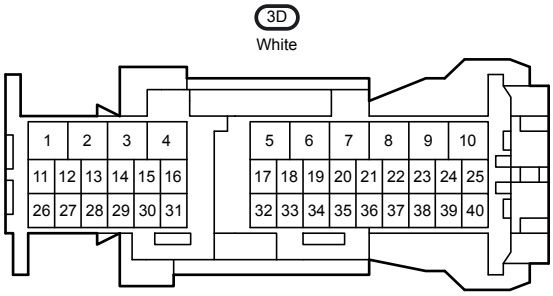
3D
White

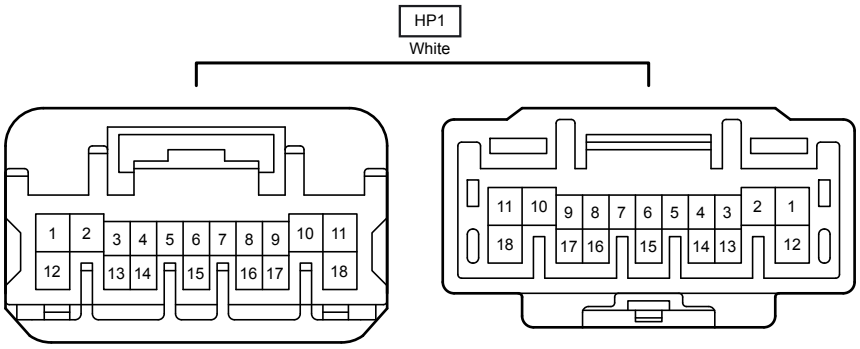
HP1
White

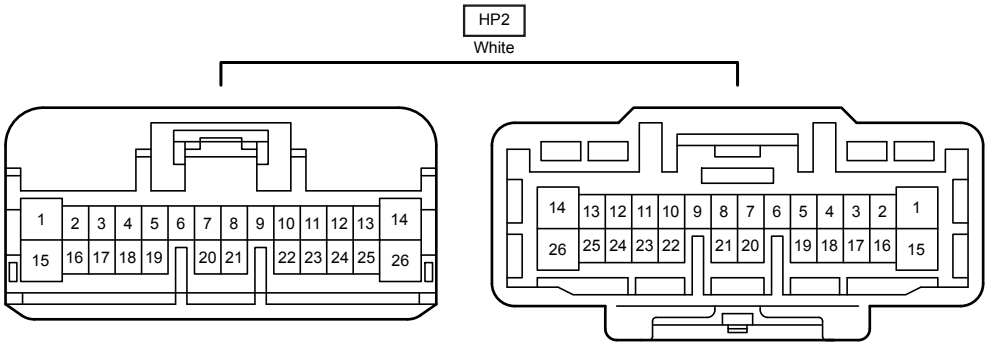
HP2
White

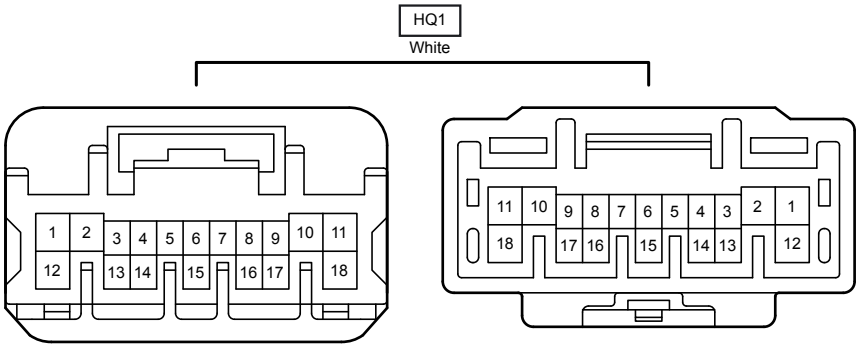
HQ1
White
1 2 3 4 5 6 7 8 9 10 11
12 13 14 15 16 17 18
11 10 9 8 7 6 5 4 3 2 1
18 17 16 15 14 13 12

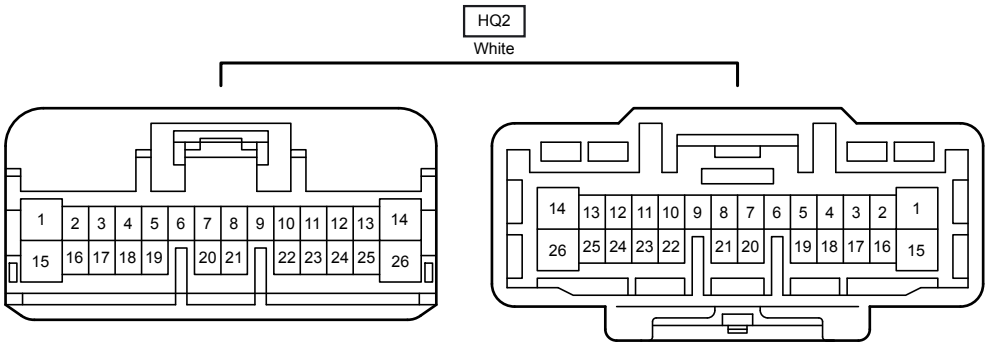
HQ2
White
1 2 3 4 5 6 7 8 9 10 11 12 13 14
15 16 17 18 19 20 21 22 23 24 25 26
14 13 12 11 10 9 8 7 6 5 4 3 2 1
26 25 24 23 22 21 20 19 18 17 16 15

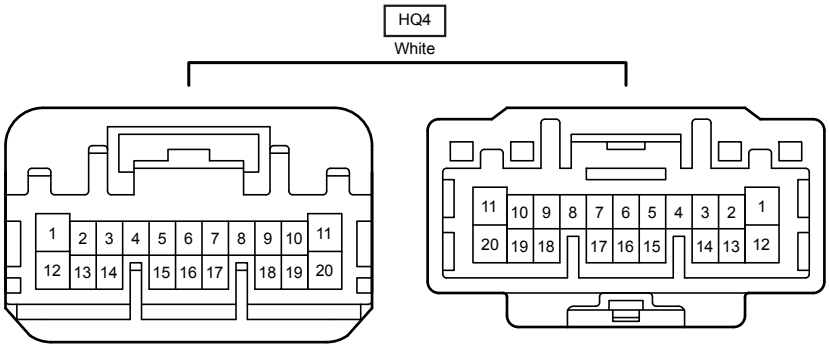
HQ4
White
1 2 3 4 5 6 7 8 9 10 11
12 13 14 15 16 17 18 19 20
11 10 9 8 7 6 5 4 3 2 1
20 19 18 17 16 15 14 13 12

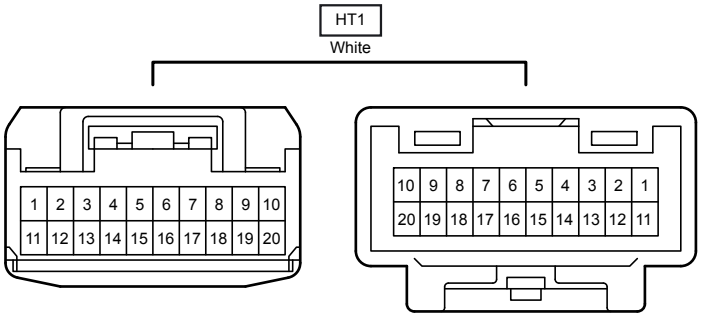
HT1
White
1 2 3 4 5 6 7 8 9 10
11 12 13 14 15 16 17 18 19 20
10 9 8 7 6 5 4 3 2 1
20 19 18 17 16 15 14 13 12 11

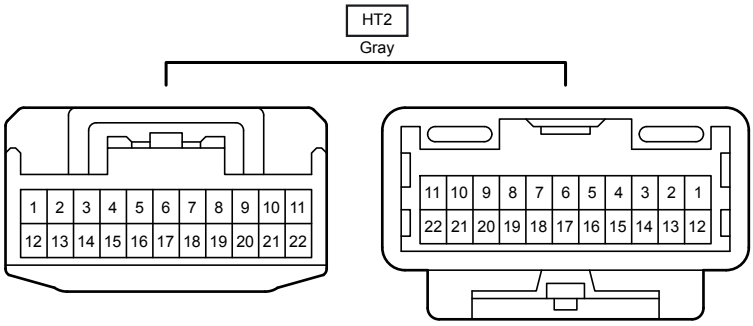
HT2
Gray
1 2 3 4 5 6 7 8 9 10 11
12 13 14 15 16 17 18 19 20 21 22
11 10 9 8 7 6 5 4 3 2 1
22 21 20 19 18 17 16 15 14 13 12

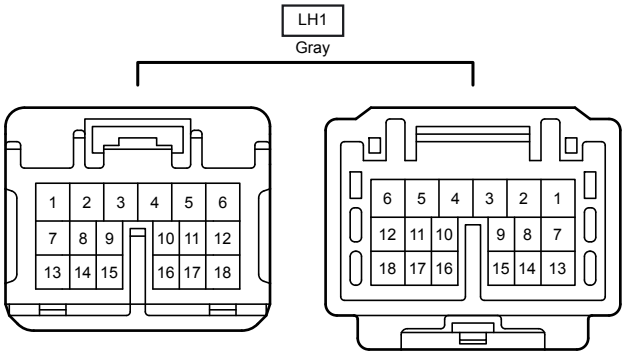
LH1
Gray
1 2 3 4 5 6
7 8 9 10 11 12
13 14 15 16 17 18
6 5 4 3 2 1
12 11 10 9 8 7
18 17 16 15 14 13

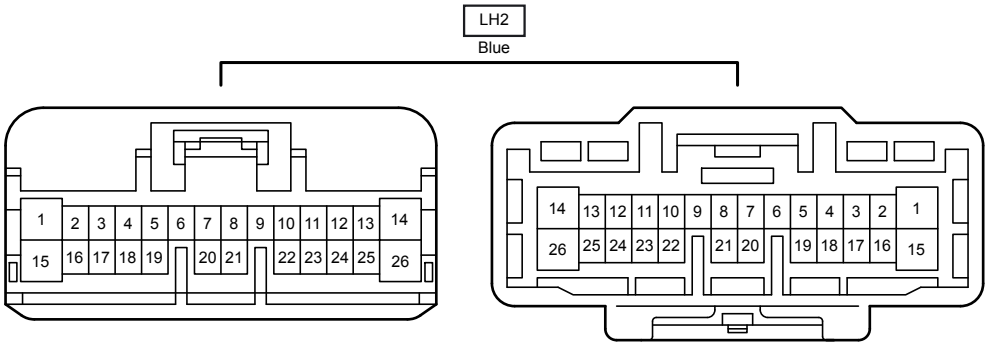
LH2
Blue
1 2 3 4 5 6 7 8 9 10 11 12 13 14
15 16 17 18 19 20 21 22 23 24 25 26
14 13 12 11 10 9 8 7 6 5 4 3 2 1
26 25 24 23 22 21 20 19 18 17 16 15

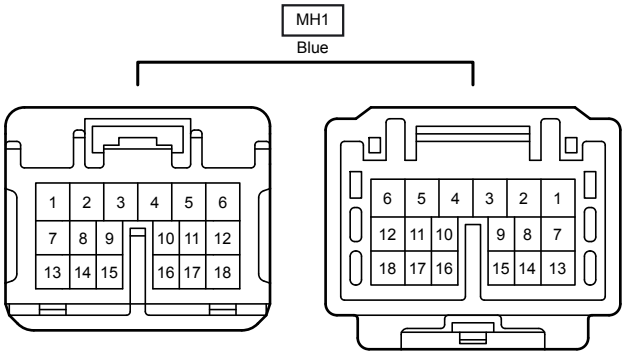
MH1
Blue
1 2 3 4 5 6
7 8 9 10 11 12
13 14 15 16 17 18
6 5 4 3 2 1
12 11 10 9 8 7
18 17 16 15 14 13

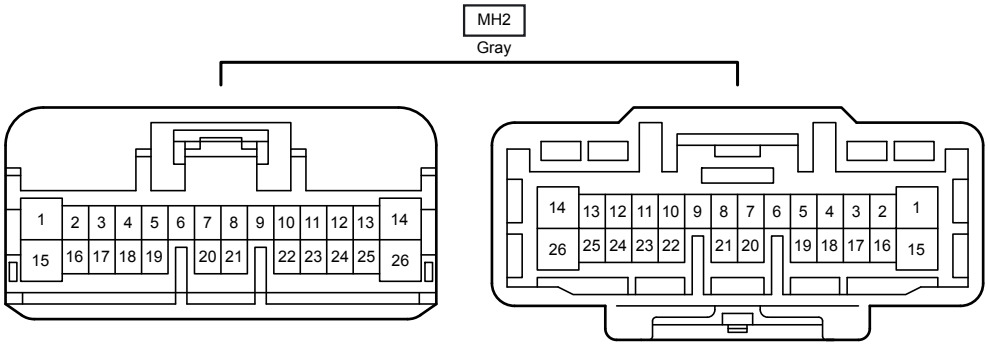
MH2
Gray
1 2 3 4 5 6 7 8 9 10 11 12 13 14
15 16 17 18 19 20 21 22 23 24 25 26
14 13 12 11 10 9 8 7 6 5 4 3 2 1
26 25 24 23 22 21 20 19 18 17 16 15

NQ1
White

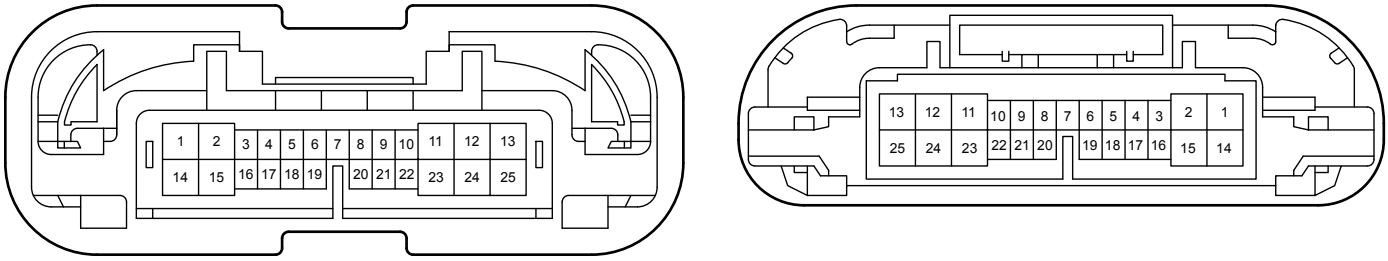

OP1
White

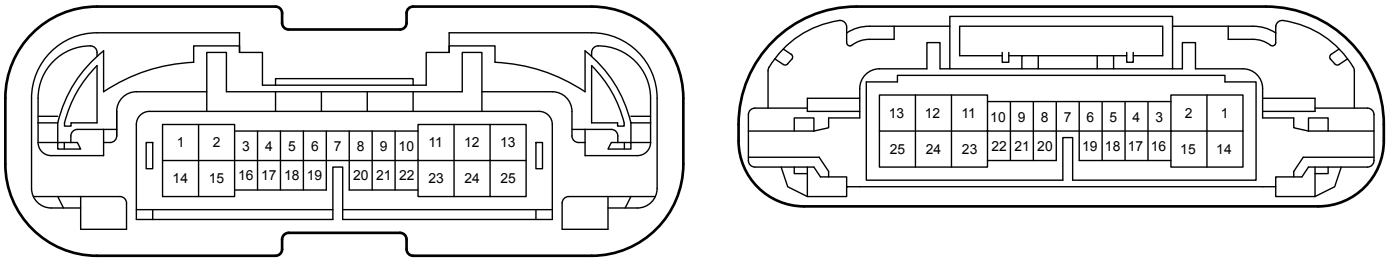

PU1
White

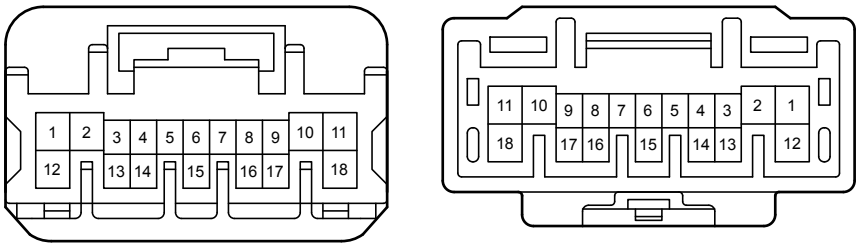

PU2
Gray

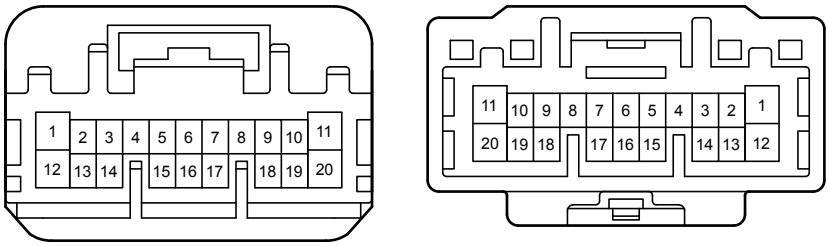

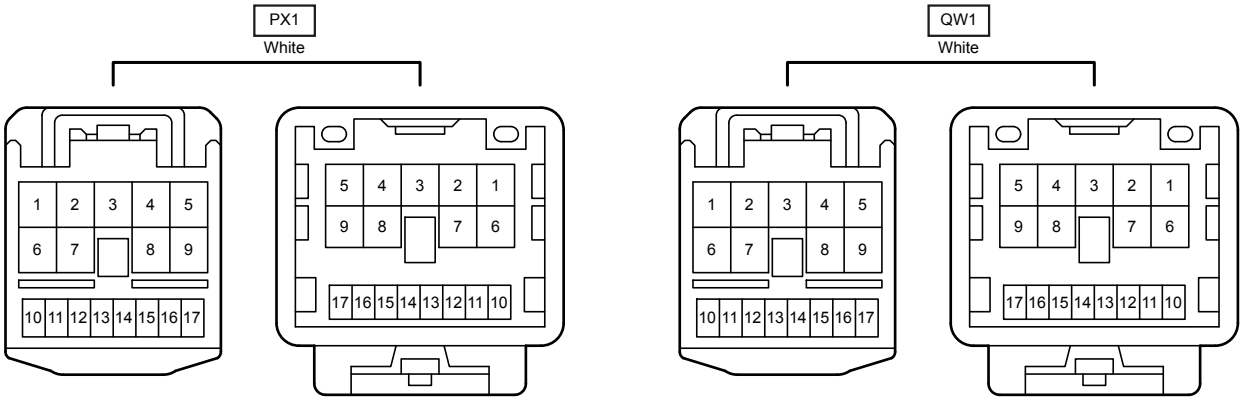
PX1
White
1 2 3 4 5
6 7 8 9
10 11 12 13 14 15 16 17
5 4 3 2 1
9 8 7 6
17 16 15 14 13 12 11 10
QW1
White
1 2 3 4 5
6 7 8 9
10 11 12 13 14 15 16 17
5 4 3 2 1
9 8 7 6
17 16 15 14 13 12 11 10

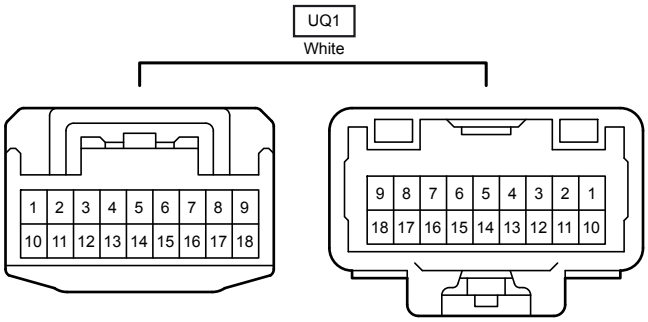
UQ1
White
1 2 3 4 5 6 7 8 9
10 11 12 13 14 15 16 17 18
9 8 7 6 5 4 3 2 1
18 17 16 15 14 13 12 11 10