∗ 1 : Before Aug. 2014 Production
∗ 5 : Before Jul. 2015 Production
∗ 6 : From Jul. 2015 Production
∗ 7 : From Aug. 2014 Production until Jul. 2015 Production

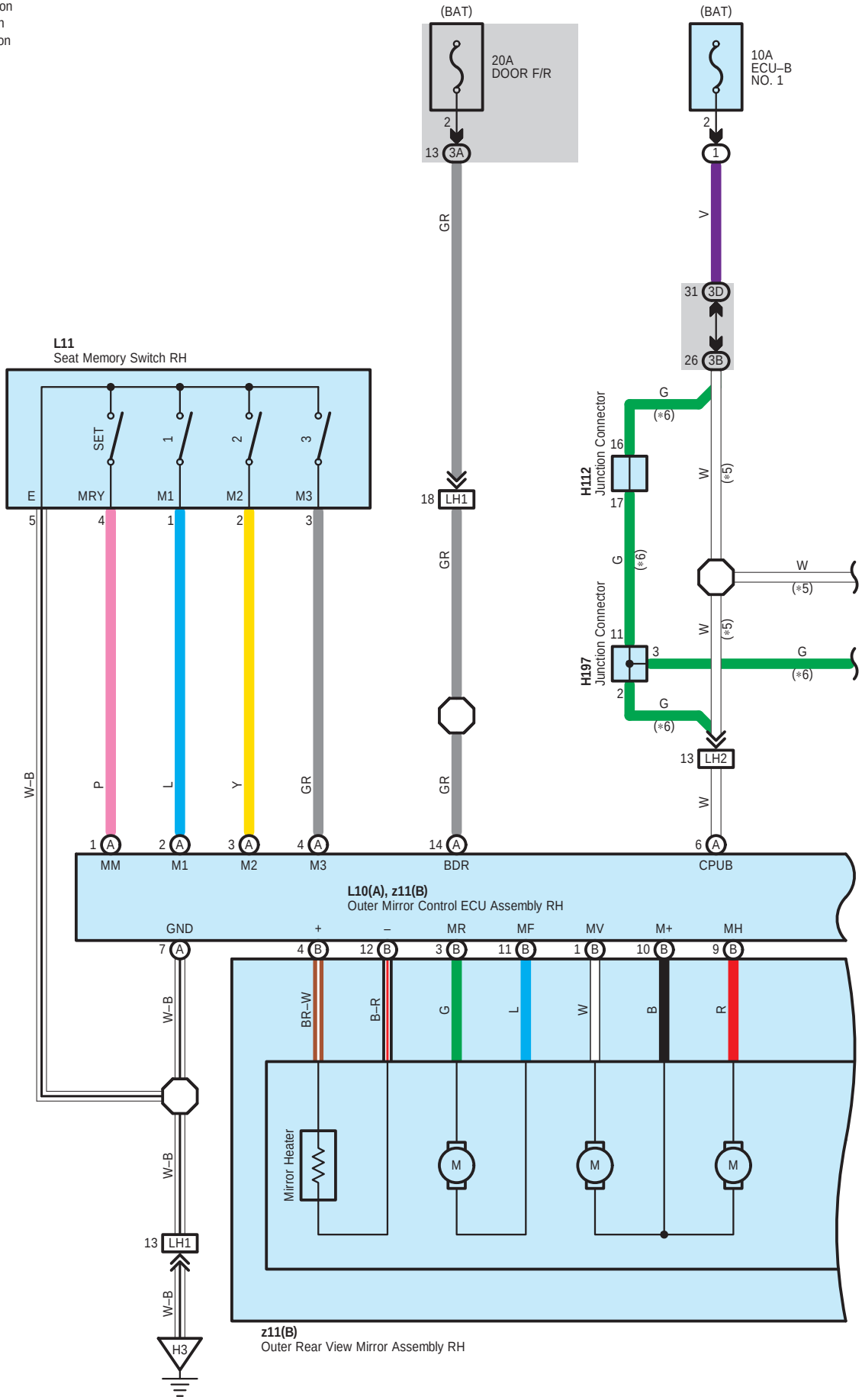

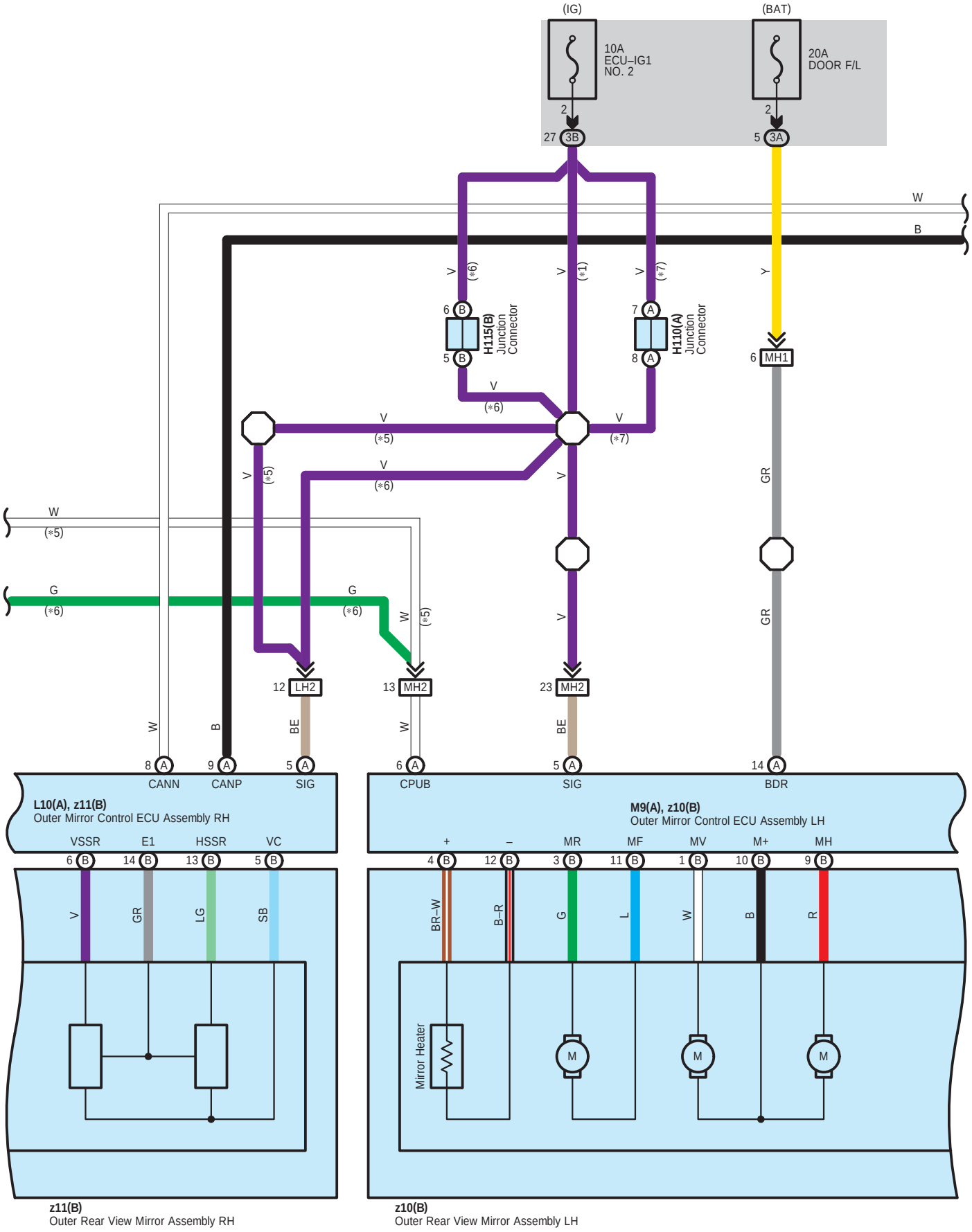
(IG)
(BAT)
10A
ECU–IG1
NO. 2
20A
DOOR F/L
2
27 3B
2
5 3A
W
B
V
(*6)
V
(*1)
V
(*7)
Y
6 B
5 B
H115(B)
Junction
Connector
7 A
8 A
H110(A)
Junction
Connector
6 MH1
V
(*6)
V
(*5)
V
(*7)
V
(*5)
V
(*6)
V
GR
W
(*5)
G
(*6)
G
(*6)
W
(*5)
V
GR
12 LH2
13 MH2
23 MH2
W
B
BE
W
BE
8 A
9 A
5 A
6 A
5 A
14 A
CANN
CANP
SIG
CPUB
SIG
BDR
L10(A), z11(B)
Outer Mirror Control ECU Assembly RH
M9(A), z10(B)
Outer Mirror Control ECU Assembly LH
VSSR
E1
HSSR
VC
+
–
MR
MF
MV
M+
MH
6 B
14 B
13 B
5 B
4 B
12 B
3 B
11 B
1 B
10 B
9 B
V
GR
LG
SB
BR–W
B–R
G
L
W
B
R
Mirror Heater
M
M
M
z11(B)
Outer Rear View Mirror Assembly RH
z10(B)
Outer Rear View Mirror Assembly LH

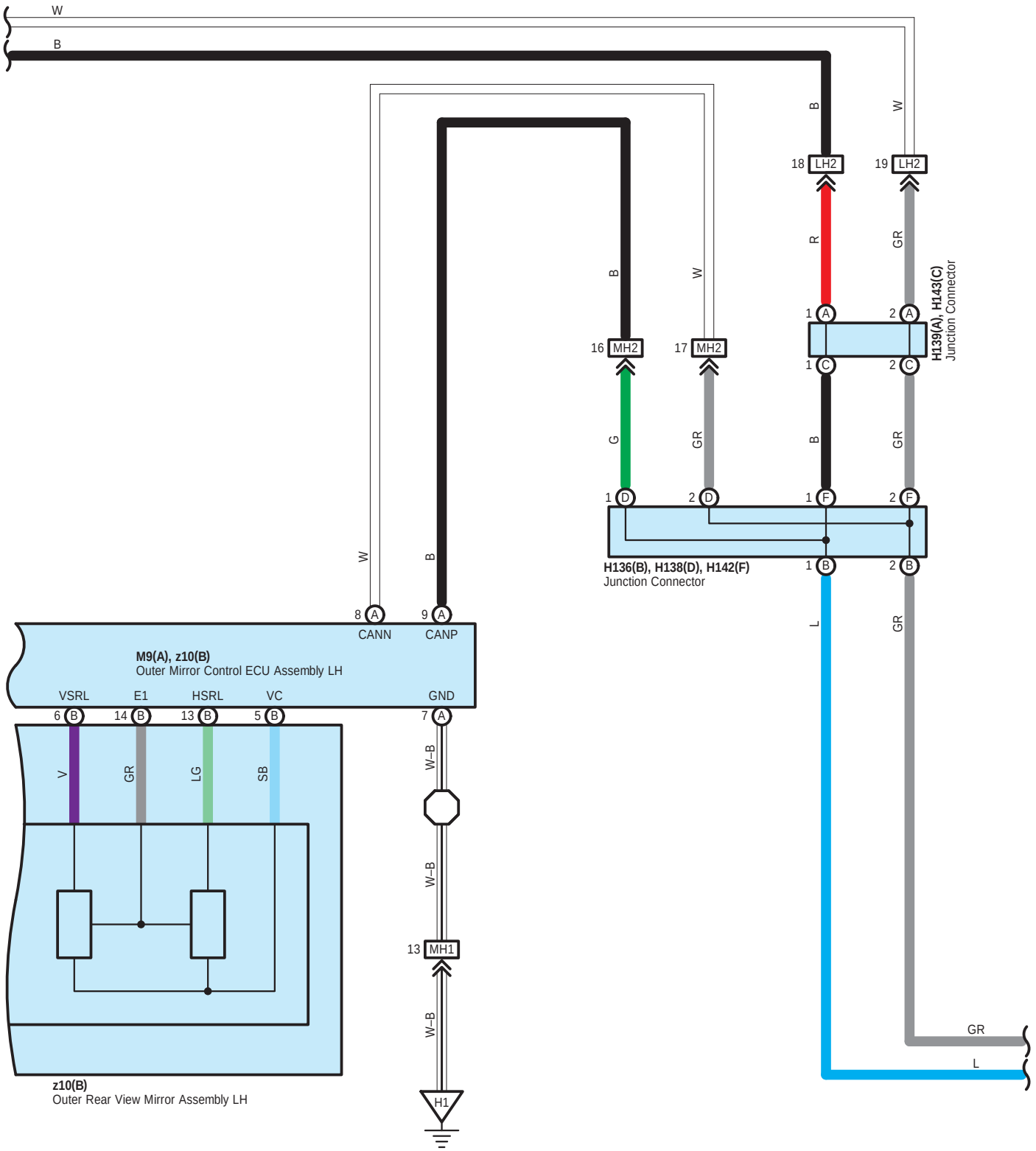
W
B
B
W
18 LH2
19 LH2
R
GR
H139(A), H143(C)
Junction Connector
1 A
2 A
1 C
2 C
16 MH2
17 MH2
B
W
G
GR
B
GR
1 D
2 D
1 F
2 F
H136(B), H138(D), H142(F)
Junction Connector
1 B
2 B
L
GR
W
B
8 A
9 A
CANN
CANP
M9(A), z10(B)
Outer Mirror Control ECU Assembly LH
VSRL
E1
HSRL
VC
GND
6 B
14 B
13 B
5 B
7 A
V
GR
LG
SB
W–B
W–B
13 MH1
W–B
H1
z10(B)
Outer Rear View Mirror Assembly LH
GR
L

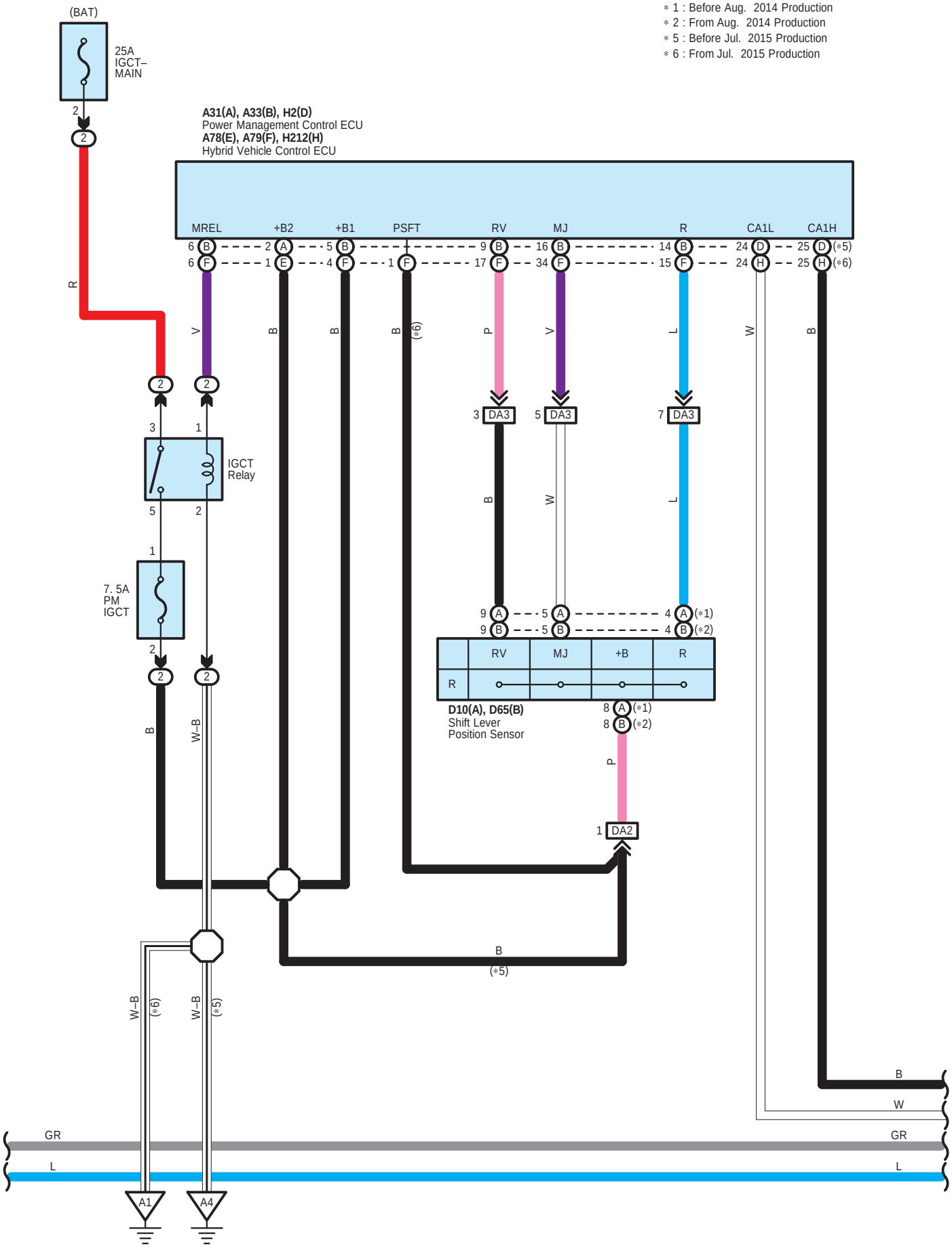

* 1 : Before Aug. 2014 Production
* 2 : From Aug. 2014 Production
* 5 : Before Jul. 2015 Production
* 6 : From Jul. 2015 Production
(BAT)
25A
IGCT–
MAIN
A31(A), A33(B), H2(D)
Power Management Control ECU
A78(E), A79(F), H212(H)
Hybrid Vehicle Control ECU
MREL
+B2
+B1
PSFT
RV
MJ
R
CA1L
CA1H
IGCT
Relay
7. 5A
PM
IGCT
DA3
DA2
RV
MJ
+B
R
D10(A), D65(B)
Shift Lever
Position Sensor
GR
L
A1
A4

∗ 3 : w/ LEXUS Navigation System
∗ 4 : LEXUS Display Audio Type w/o LEXUS Navigation System
∗ 5 : Before Jul. 2015 Production
∗ 6 : From Jul. 2015 Production

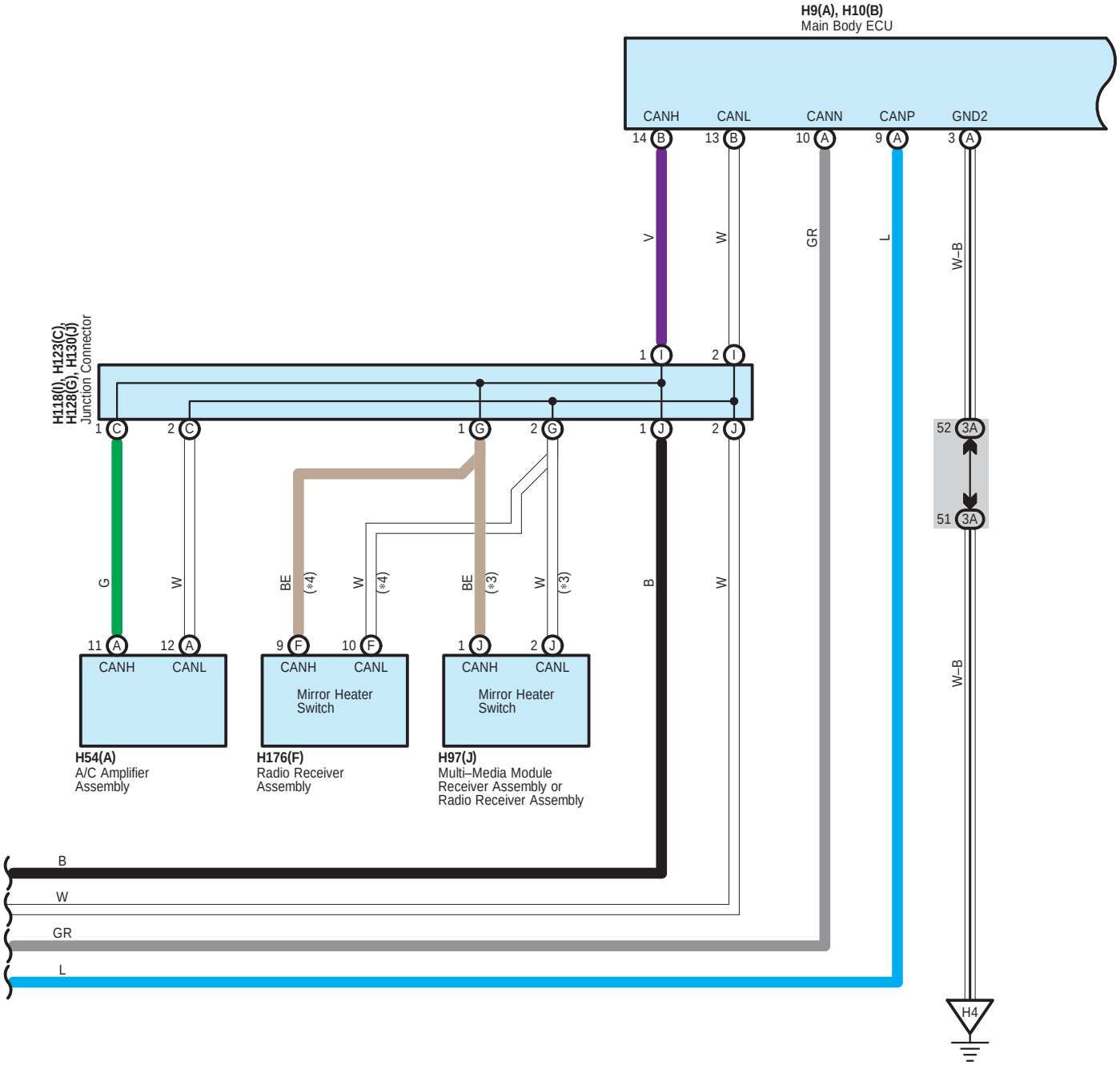

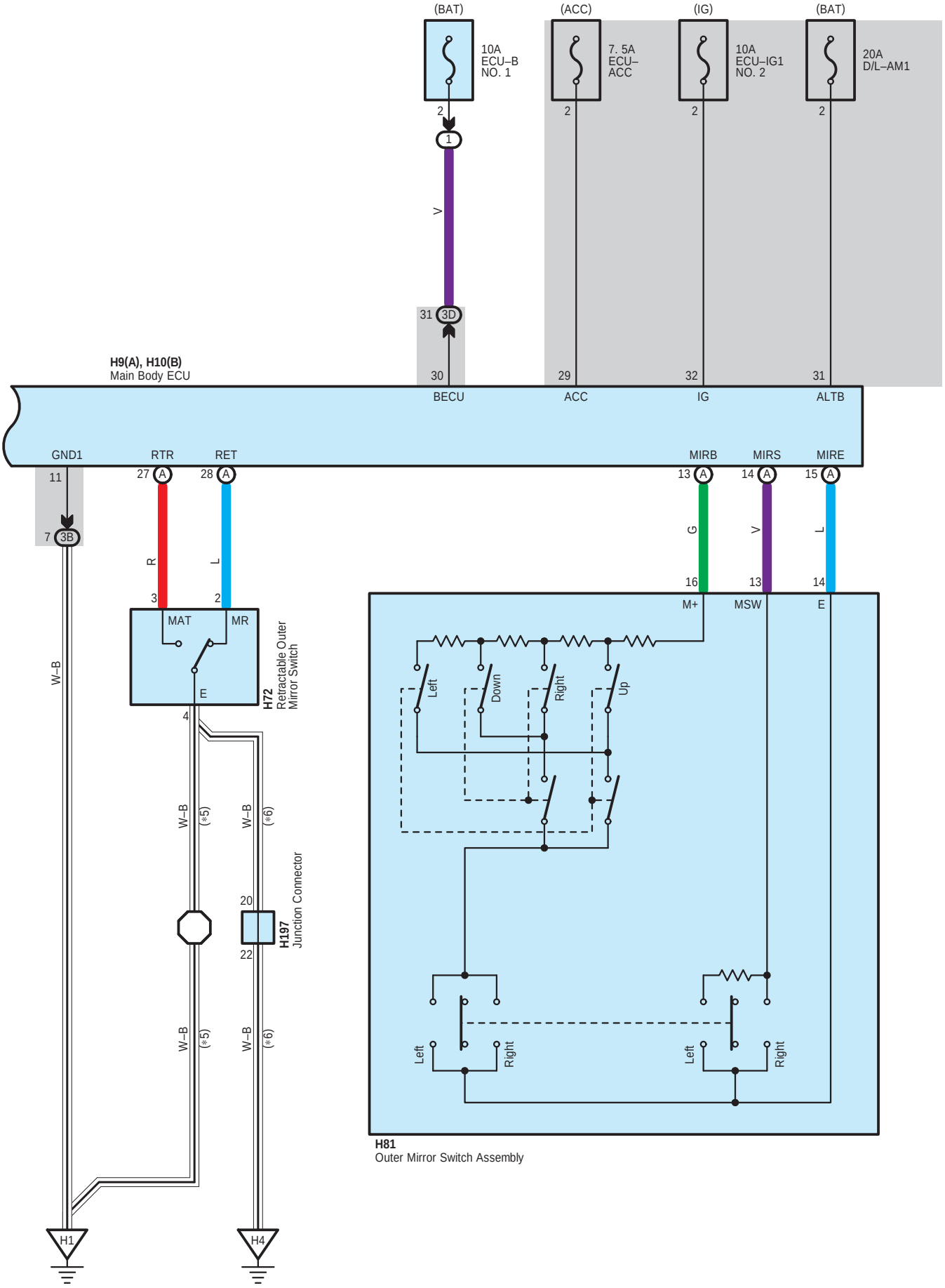
(BAT)
10A
ECU–B
NO. 1
(ACC)
7. 5A
ECU–
ACC
(IG)
10A
ECU–IG1
NO. 2
(BAT)
20A
D/L–AM1
2
1
V
31
3D
30
29
32
31
H9(A), H10(B)
Main Body ECU
BECU
ACC
IG
ALTB
GND1
RTR
RET
MIRB
MIRS
MIRE
11
27
28
13
14
15
7
3B
R
L
G
V
L
3
2
16
13
14
M+
MSW
E
MAT
MR
E
H72
Retractable Outer
Mirror Switch
4
W–B
(*5)
W–B
(*6)
20
22
H197
Junction Connector
Left
Down
Right
Up
Left
Right
Left
Right
H81
Outer Mirror Switch Assembly
H1
H4

A 31
Gray

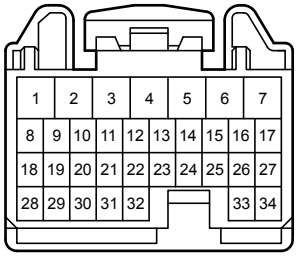

A 33
Gray

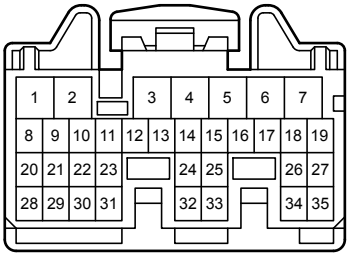

A 78
Gray

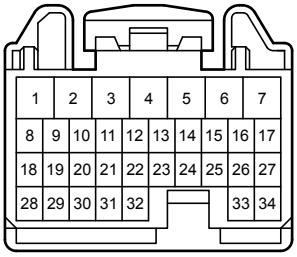

A 79
Gray

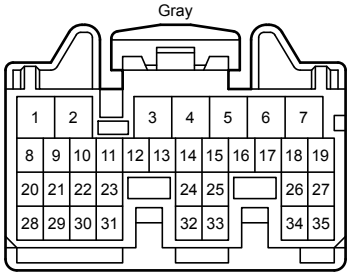

D 10
Gray

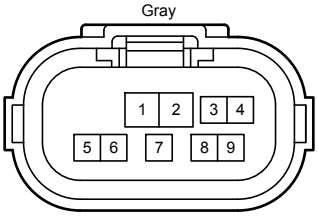

D 65
Gray

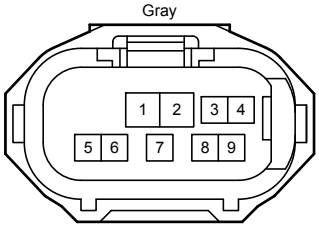

H 2
Gray

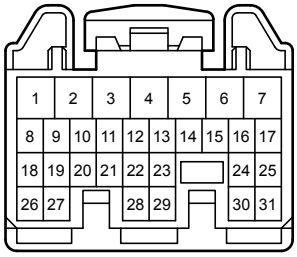

H 9
White

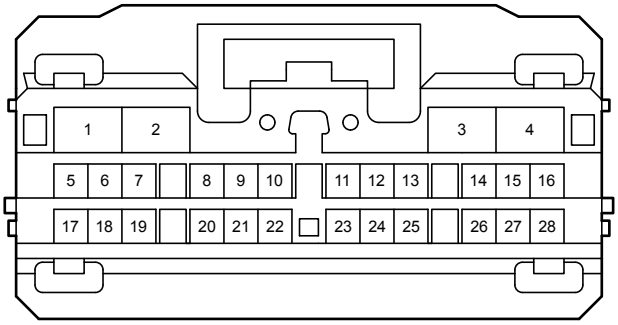

H 10
White

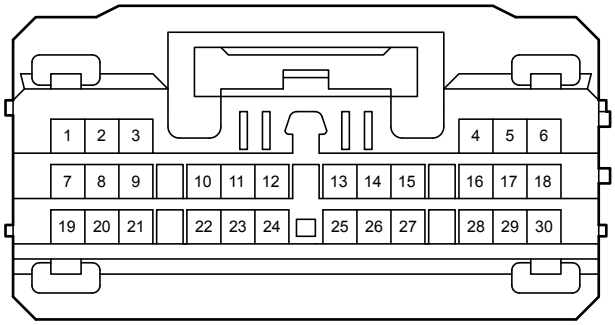

H 54
White

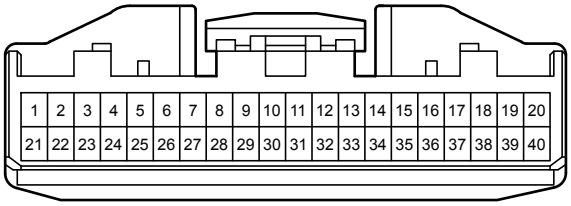

H 72
White

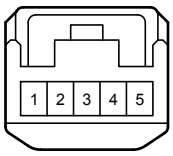

H 81
White

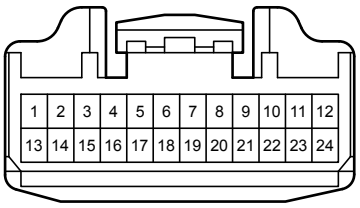

H 97
White

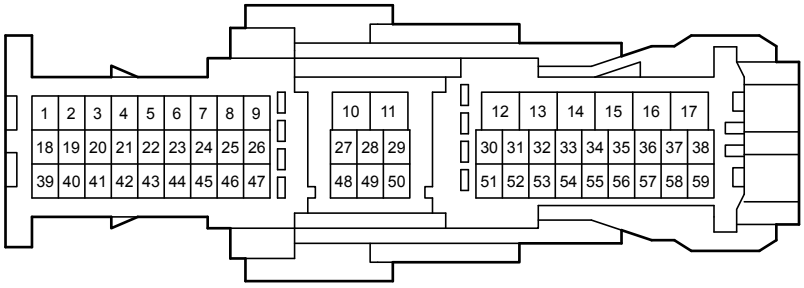

H110
Black

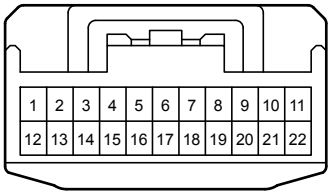

H112
White

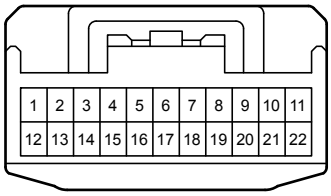

H115
Black

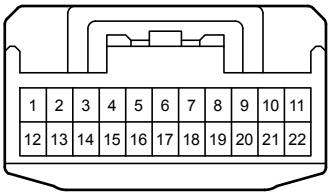

H118
White

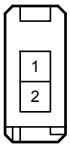

H123
White

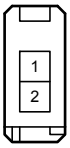

H128
White

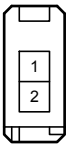

H130
White

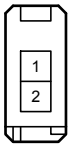

H136
White

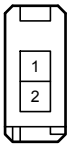

H138
White

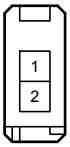

H139
White

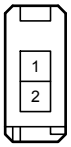

H142
White

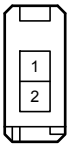

H143
White

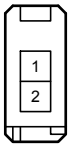

H176
White

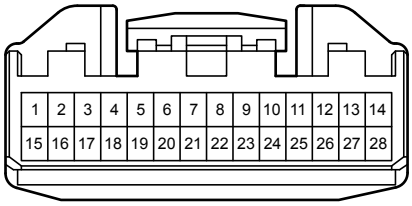

H197
White

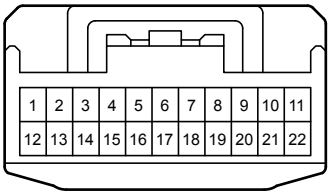

H212
Gray

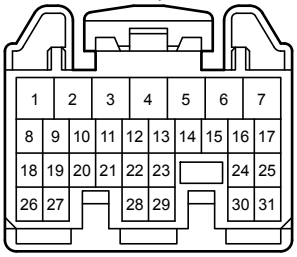

L 10
White

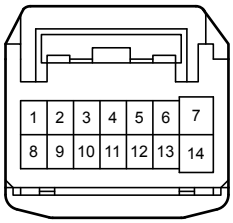

L 11
White

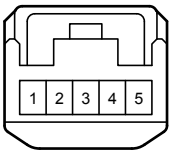

M 9
White

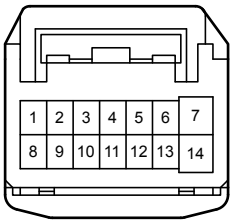

z 10
White

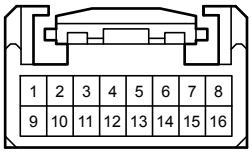

z 11
White

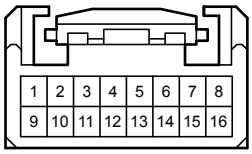

3A
White

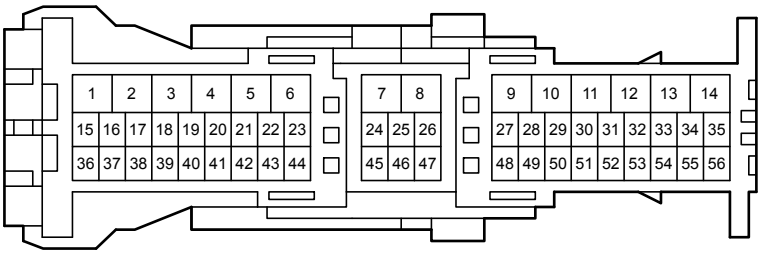

3B
White

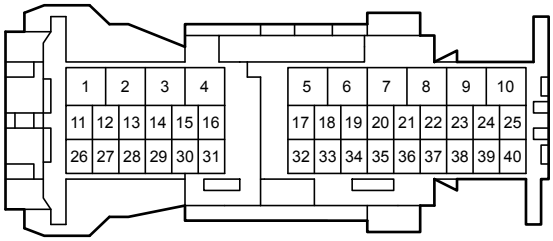

3D
White

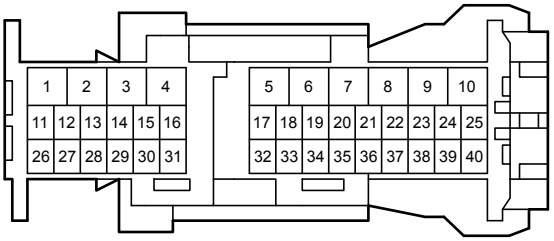

DA2
White

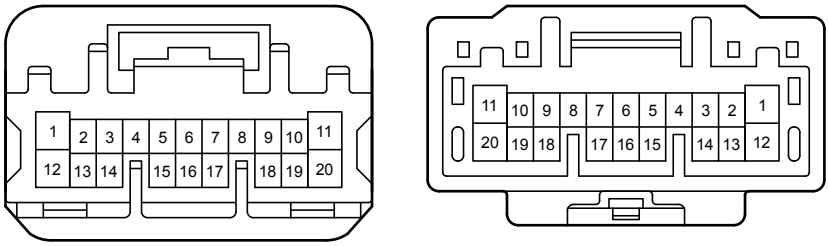

DA3
White

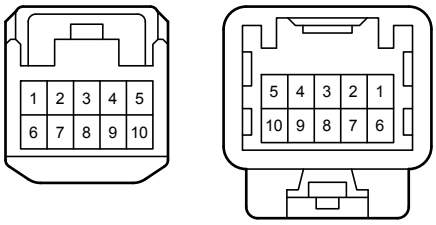

LH1
Gray

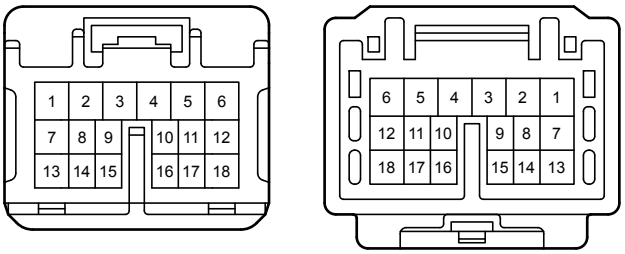

LH2
Blue

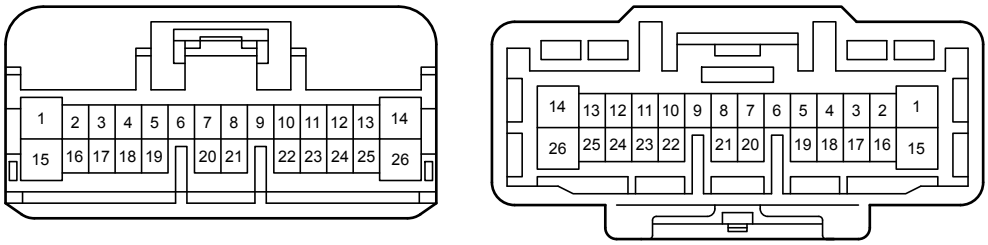

MH1
Blue

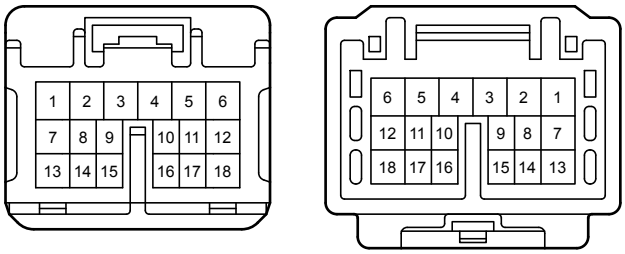

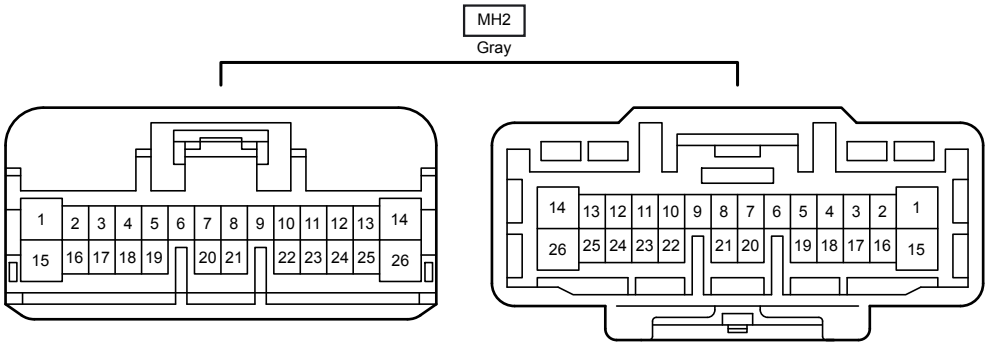
MH2
Gray
1 2 3 4 5 6 7 8 9 10 11 12 13 14
15 16 17 18 19 20 21 22 23 24 25 26
14 13 12 11 10 9 8 7 6 5 4 3 2 1
26 25 24 23 22 21 20 19 18 17 16 15