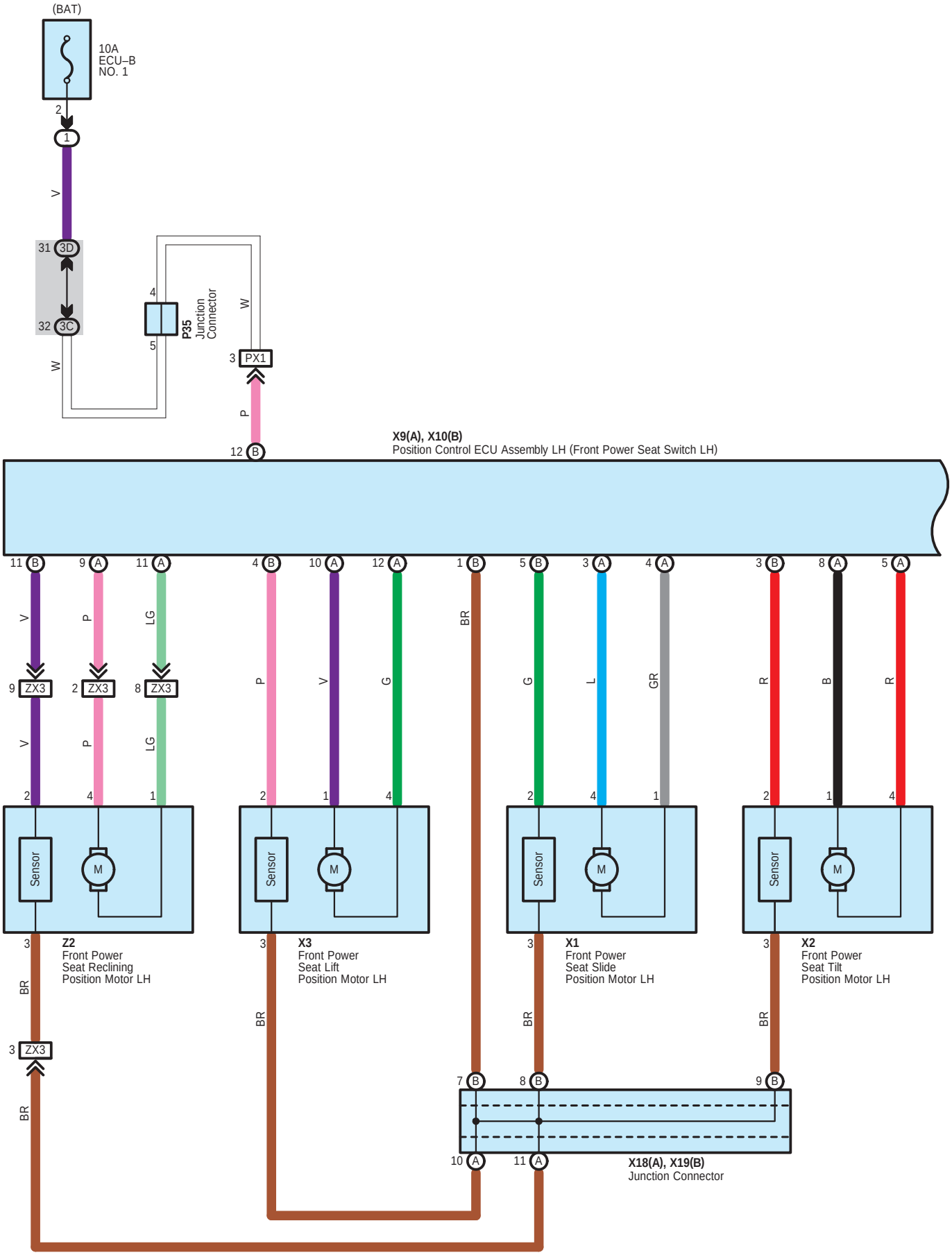
(BAT)
10A
ECU–B
NO. 1
2
1
V
31 3D
32 3C
W
4
5
P35
Junction
Connector
W
3 PX1
P
12 B
X9(A), X10(B)
Position Control ECU Assembly LH (Front Power Seat Switch LH)
11 B
9 A
11 A
4 B
10 A
12 A
1 B
5 B
3 A
4 A
3 B
8 A
5 A
V
P
LG
P
V
G
BR
G
L
GR
R
B
R
9 ZX3
2 ZX3
8 ZX3
V
P
LG
2
4
1
2
1
4
2
4
1
2
1
4
Sensor
M
Sensor
M
Sensor
M
Sensor
M
3
Z2
Front Power
Seat Reclining
Position Motor LH
3
X3
Front Power
Seat Lift
Position Motor LH
3
X1
Front Power
Seat Slide
Position Motor LH
3
X2
Front Power
Seat Tilt
Position Motor LH
BR
BR
BR
BR
3 ZX3
BR
7 B
8 B
9 B
10 A
11 A
X18(A), X19(B)
Junction Connector

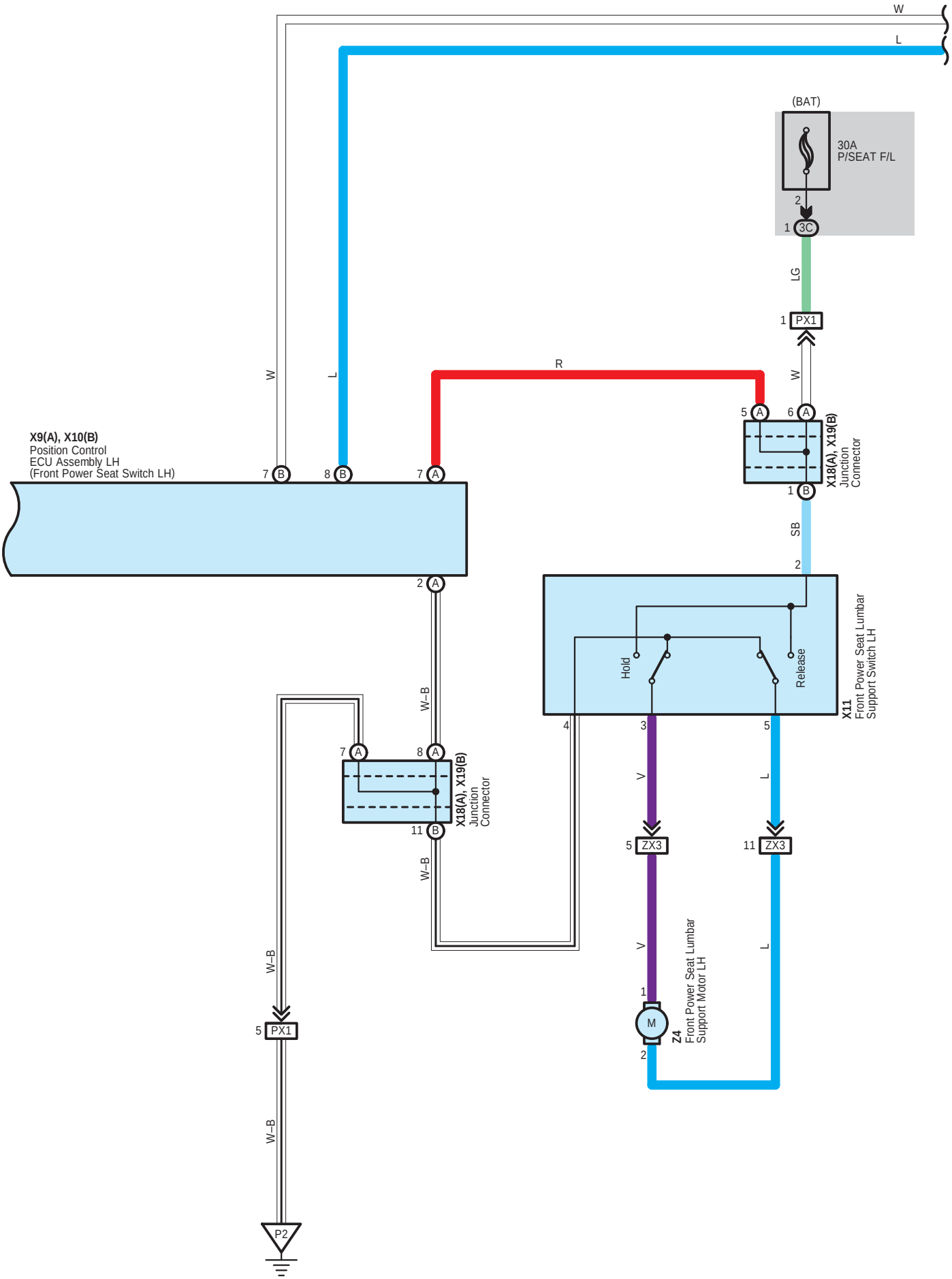
W
L
(BAT)
30A
P/SEAT F/L
2
1 3C
LG
1 PX1
W
R
5 A
6 A
X18(A), X19(B)
Junction
Connector
1 B
SB
2
X9(A), X10(B)
Position Control
ECU Assembly LH
(Front Power Seat Switch LH)
7 B
8 B
7 A
2 A
W–B
Hold
Release
X11
Front Power Seat Lumbar
Support Switch LH
4
3
5
7 A
8 A
11 B
V
L
5 ZX3
11 ZX3
1
M
2
Z4
Front Power Seat Lumbar
Support Motor LH
5 PX1
P2

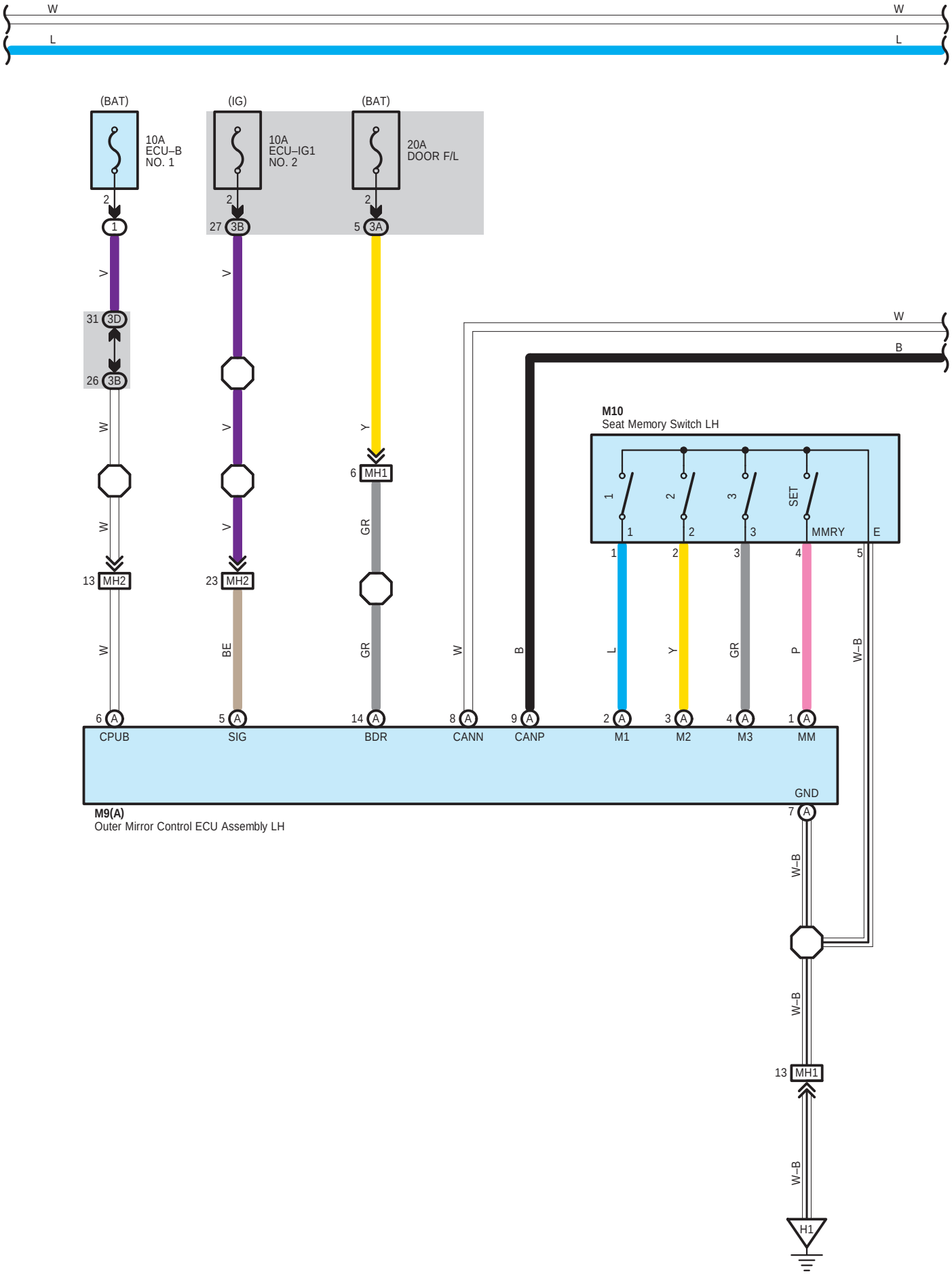
W
L
(BAT)
10A
ECU–B
NO. 1
(IG)
10A
ECU–IG1
NO. 2
(BAT)
20A
DOOR F/L
2
1
27 3B
5 3A
V
31 3D
26 3B
W
13 MH2
23 MH2
6 MH1
Y
GR
BE
B
M10
Seat Memory Switch LH
1
2
3
SET
MMRY
E
4
5
W–B
6 A
CPUB
5 A
SIG
14 A
BDR
8 A
CANN
9 A
CANP
2 A
M1
3 A
M2
4 A
M3
1 A
MM
GND
7 A
M9(A)
Outer Mirror Control ECU Assembly LH
H1

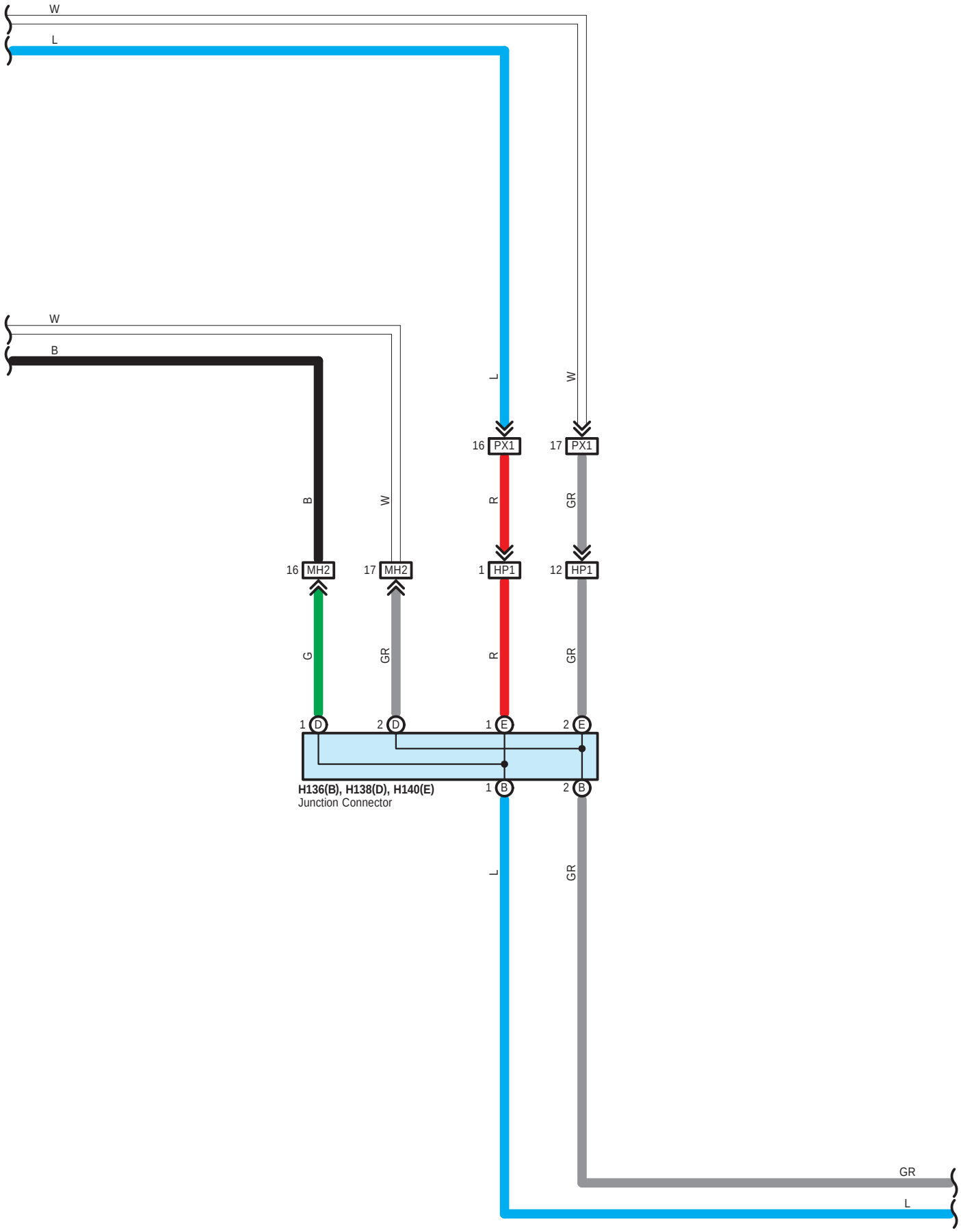
W
L
W
B
L
W
16 PX1
17 PX1
B
W
R
GR
16 MH2
17 MH2
1 HP1
12 HP1
G
GR
R
GR
1 D
2 D
1 E
2 E
H136(B), H138(D), H140(E)
Junction Connector
1 B
2 B
L
GR
GR
L

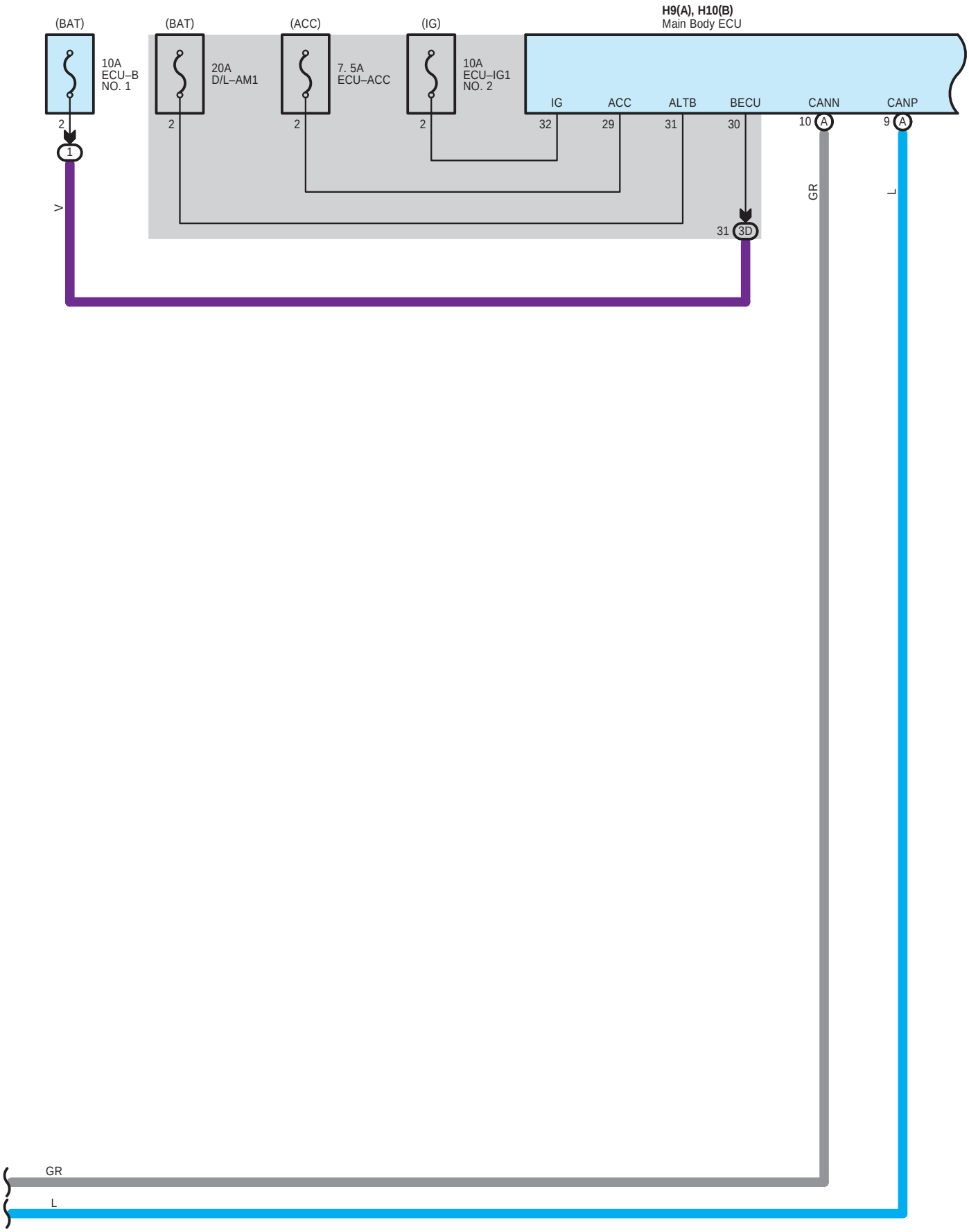
(BAT)
10A
ECU–B
NO. 1
(BAT)
20A
D/L–AM1
(ACC)
7. 5A
ECU–ACC
(IG)
10A
ECU–IG1
NO. 2
H9(A), H10(B)
Main Body ECU
IG
ACC
ALTB
BECU
CANN
CANP
2
1
V
2
2
2
32
29
31
30
31
3D
10
A
9
A
GR
L
GR
L

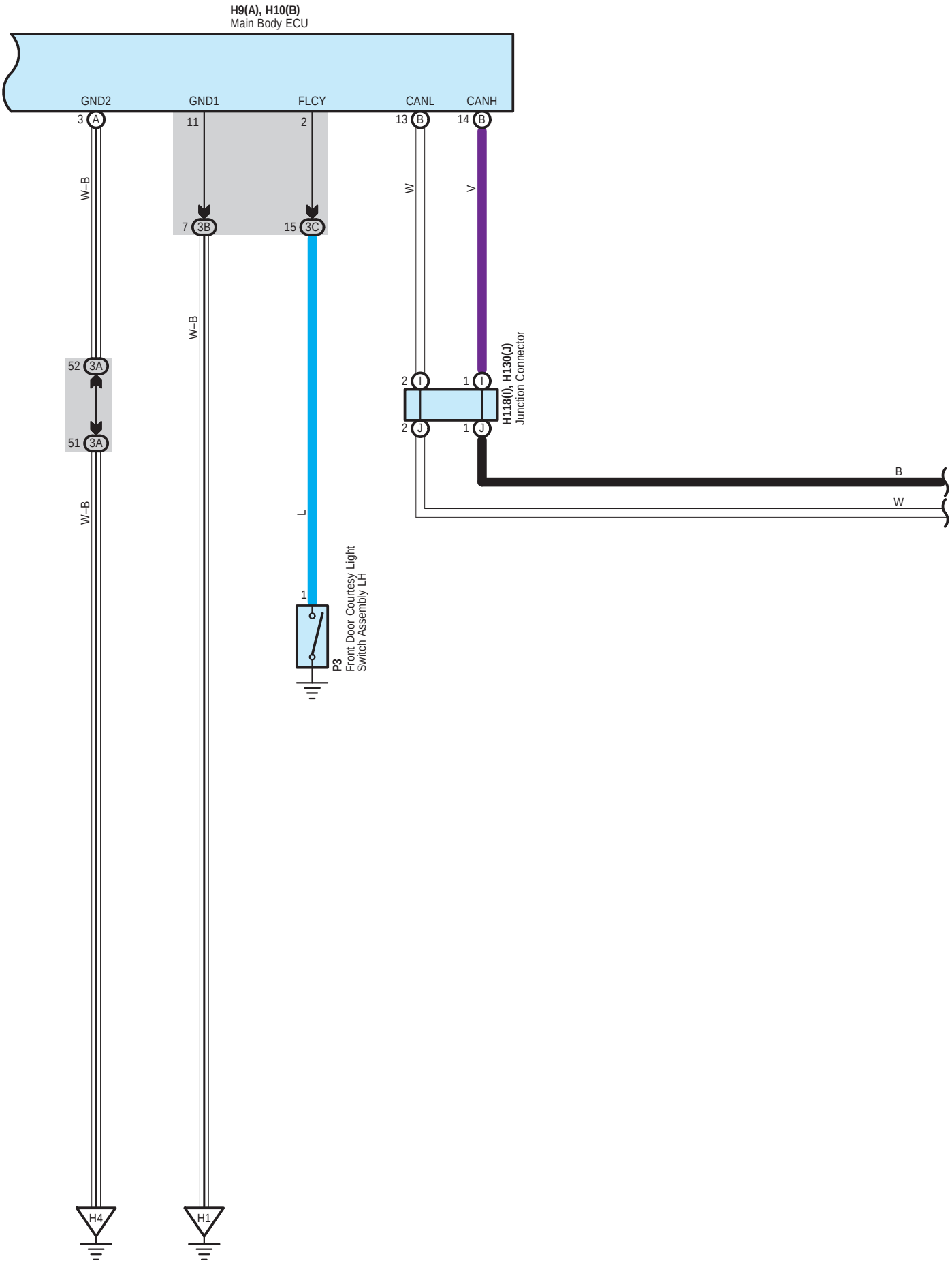
H9(A), H10(B)
Main Body ECU
GND2
GND1
FLCY
CANL
CANH
3 A
11
2
13 B
14 B
W–B
7 3B
15 3C
W
V
W–B
52 3A
51 3A
2 I
1 I
2 J
1 J
H118(I), H130(J)
Junction Connector
B
W
W–B
L
1
P3
Front Door Courtesy Light
Switch Assembly LH
H4
H1

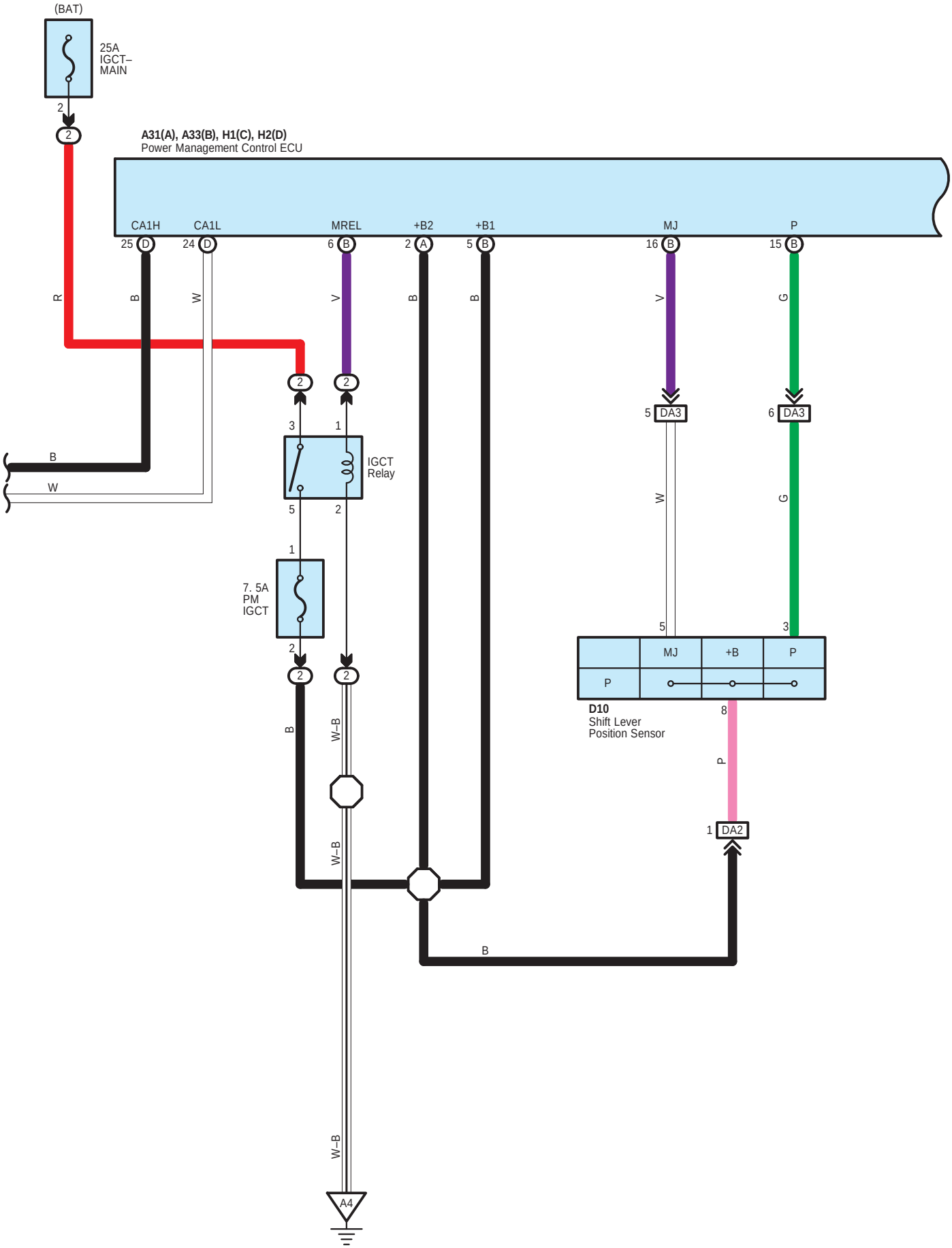
(BAT)
25A
IGCT–
MAIN
A31(A), A33(B), H1(C), H2(D)
Power Management Control ECU
CA1H
CA1L
MREL
+B2
+B1
MJ
P
IGCT
Relay
7. 5A
PM
IGCT
DA3
DA3
DA2
MJ
+B
P
D10
Shift Lever
Position Sensor
A4

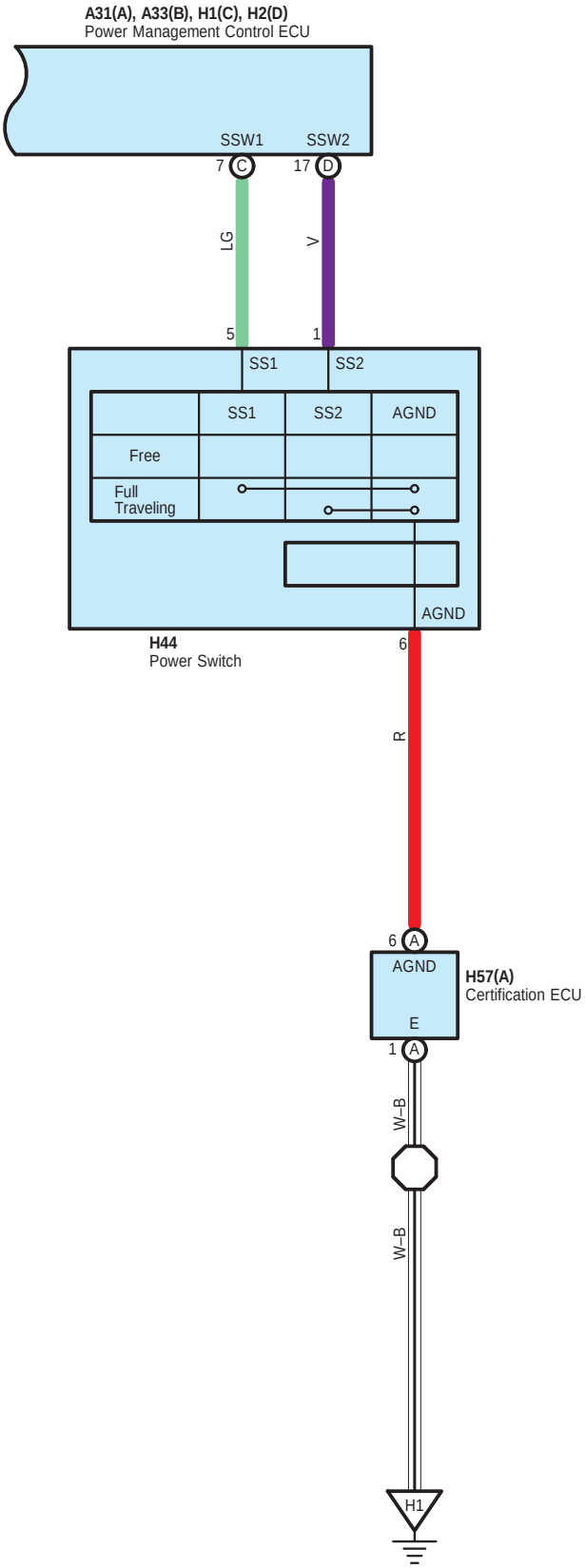
A31(A), A33(B), H1(C), H2(D)
Power Management Control ECU
SSW1
SSW2
7 C
17 D
LG
V
5
1
SS1
SS2
SS1
SS2
AGND
Free
Full Traveling
AGND
H44
Power Switch
6
R
6 A
AGND
E
H57(A)
Certification ECU
1 A
W–B
W–B
H1

A 31
Gray

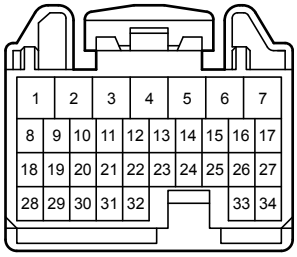

A 33
Gray

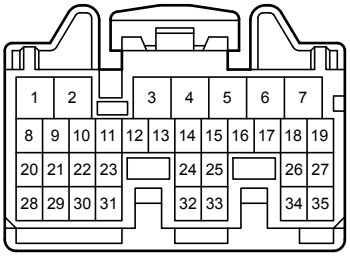

D 10
Gray

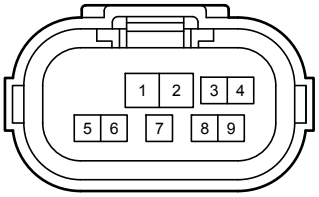

H 1
Gray

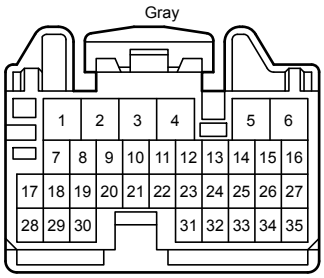

H 2
Gray

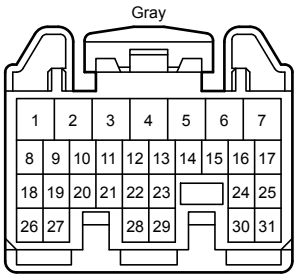

H 9
White

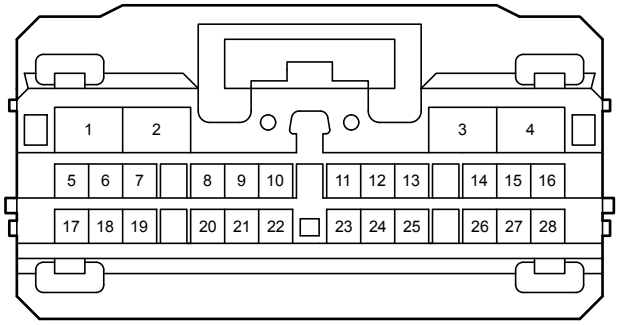

H 10
White

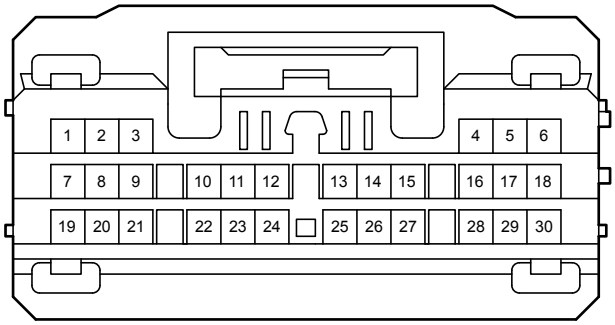

H 44
Black

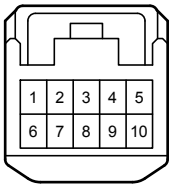

H 57
White

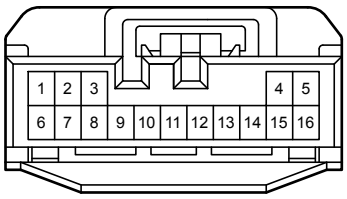

H118
White

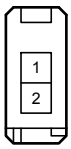

H130
White

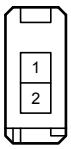

H136
White

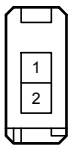

H138
White

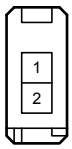

H140
White

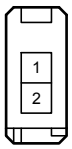

M 9
White

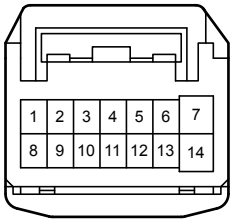

M 10
White

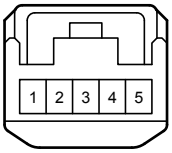

P 3
Black

P 35
White

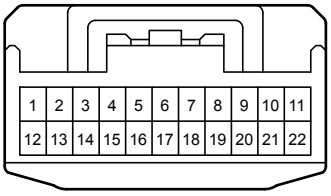

X 1
Blue

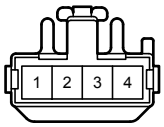

(Before Aug. 2016 Production)

X 1
Black

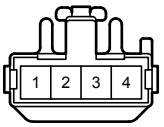

(From Aug. 2016 Production)

X 2
White

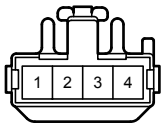

X 3
Blue

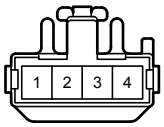

X 9
Black

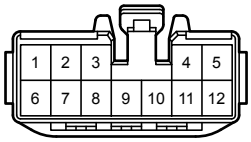

X 10
White



X 11
White

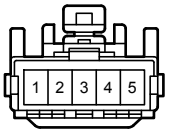

X 18
White



X 19
Black



Z 2
White

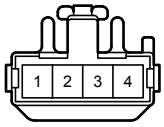

Z 4
Gray



3A
White

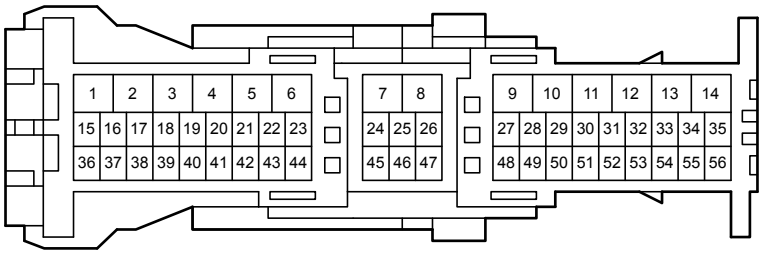

3B
White

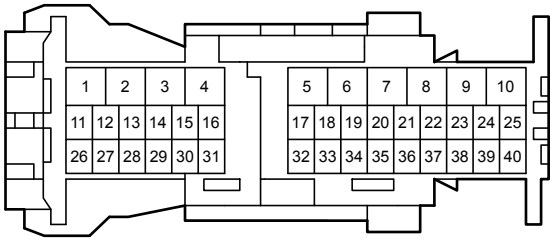

3C
White

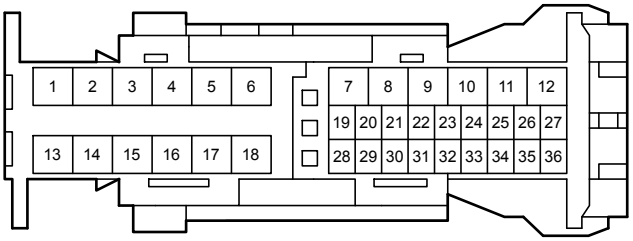

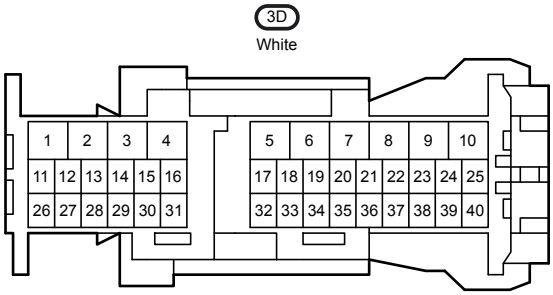
3D
White
1 2 3 4 5 6 7 8 9 10
11 12 13 14 15 16 17 18 19 20 21 22 23 24 25
26 27 28 29 30 31 32 33 34 35 36 37 38 39 40

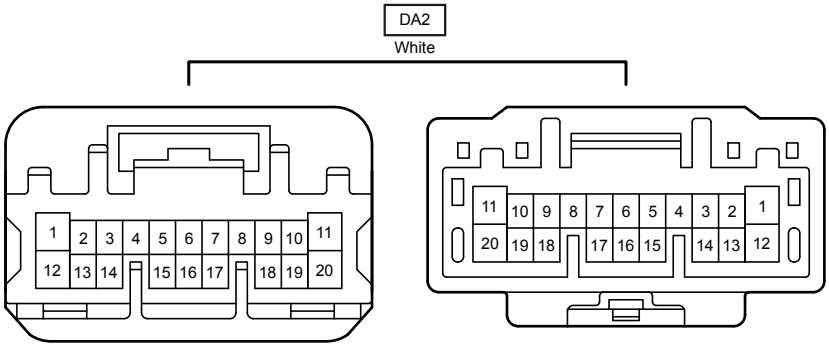
DA2
White
1 2 3 4 5 6 7 8 9 10 11
12 13 14 15 16 17 18 19 20
11 10 9 8 7 6 5 4 3 2 1
20 19 18 17 16 15 14 13 12

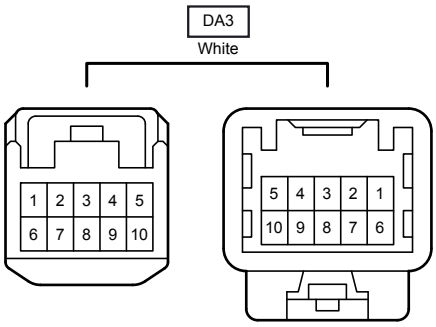
DA3
White
1 2 3 4 5
6 7 8 9 10
5 4 3 2 1
10 9 8 7 6

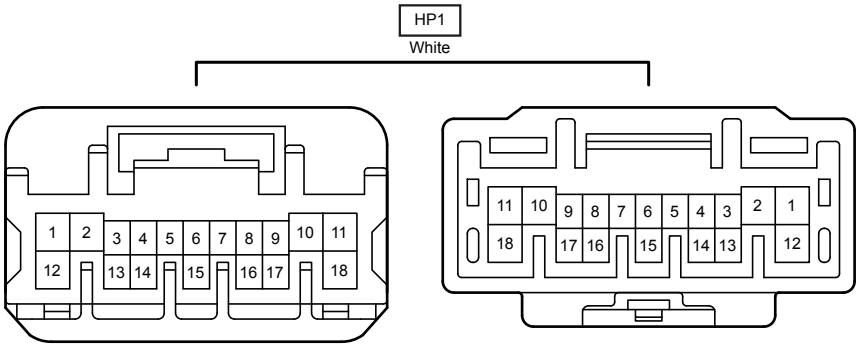
HP1
White
1 2 3 4 5 6 7 8 9 10 11
12 13 14 15 16 17 18
11 10 9 8 7 6 5 4 3 2 1
18 17 16 15 14 13 12

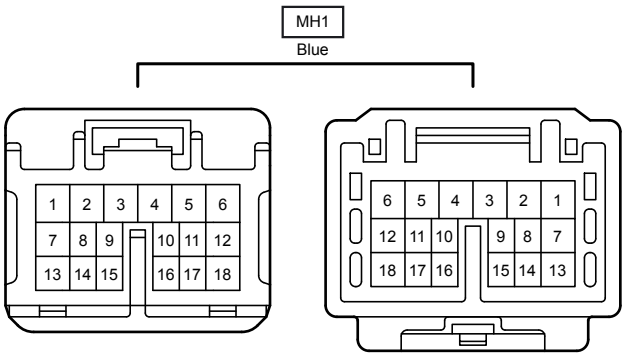
MH1
Blue
1 2 3 4 5 6
7 8 9 10 11 12
13 14 15 16 17 18
6 5 4 3 2 1
12 11 10 9 8 7
18 17 16 15 14 13

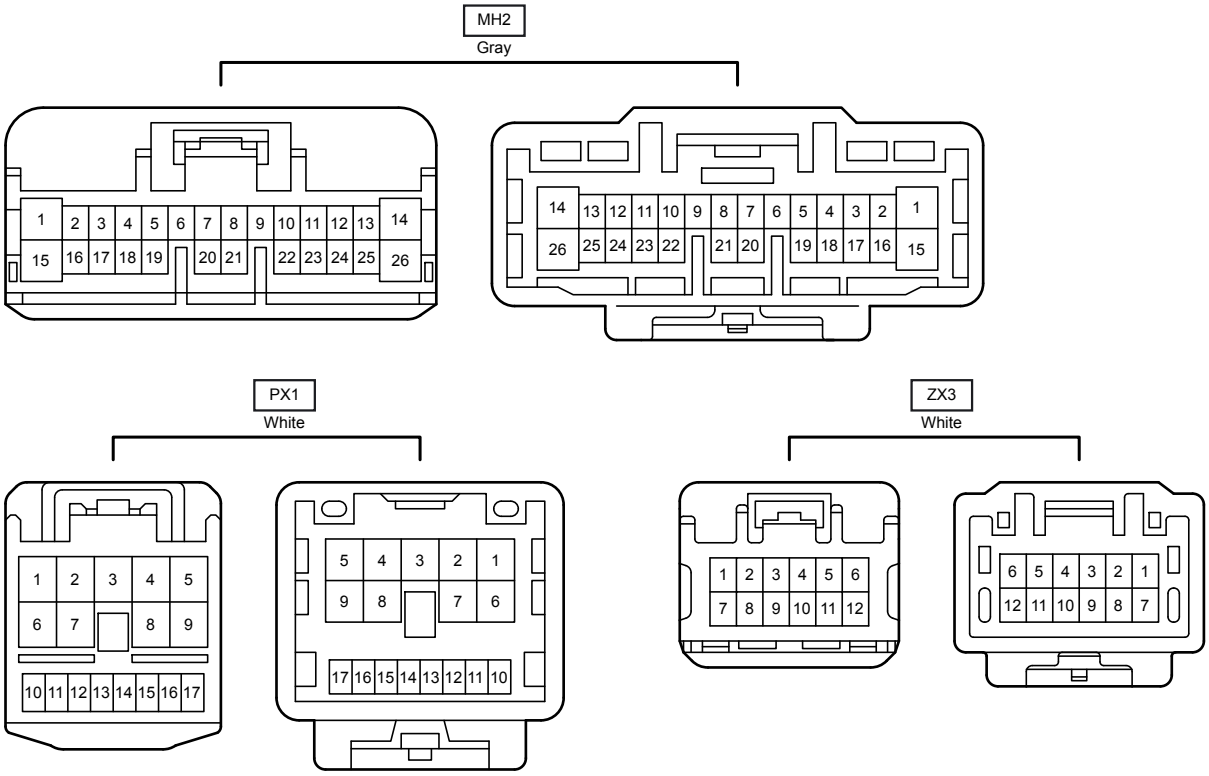
MH2
Gray
1 2 3 4 5 6 7 8 9 10 11 12 13 14
15 16 17 18 19 20 21 22 23 24 25 26
14 13 12 11 10 9 8 7 6 5 4 3 2 1
26 25 24 23 22 21 20 19 18 17 16 15
PX1
White
1 2 3 4 5
6 7 8 9
10 11 12 13 14 15 16 17
5 4 3 2 1
9 8 7 6
17 16 15 14 13 12 11 10
ZX3
White
1 2 3 4 5 6
7 8 9 10 11 12
6 5 4 3 2 1
12 11 10 9 8 7