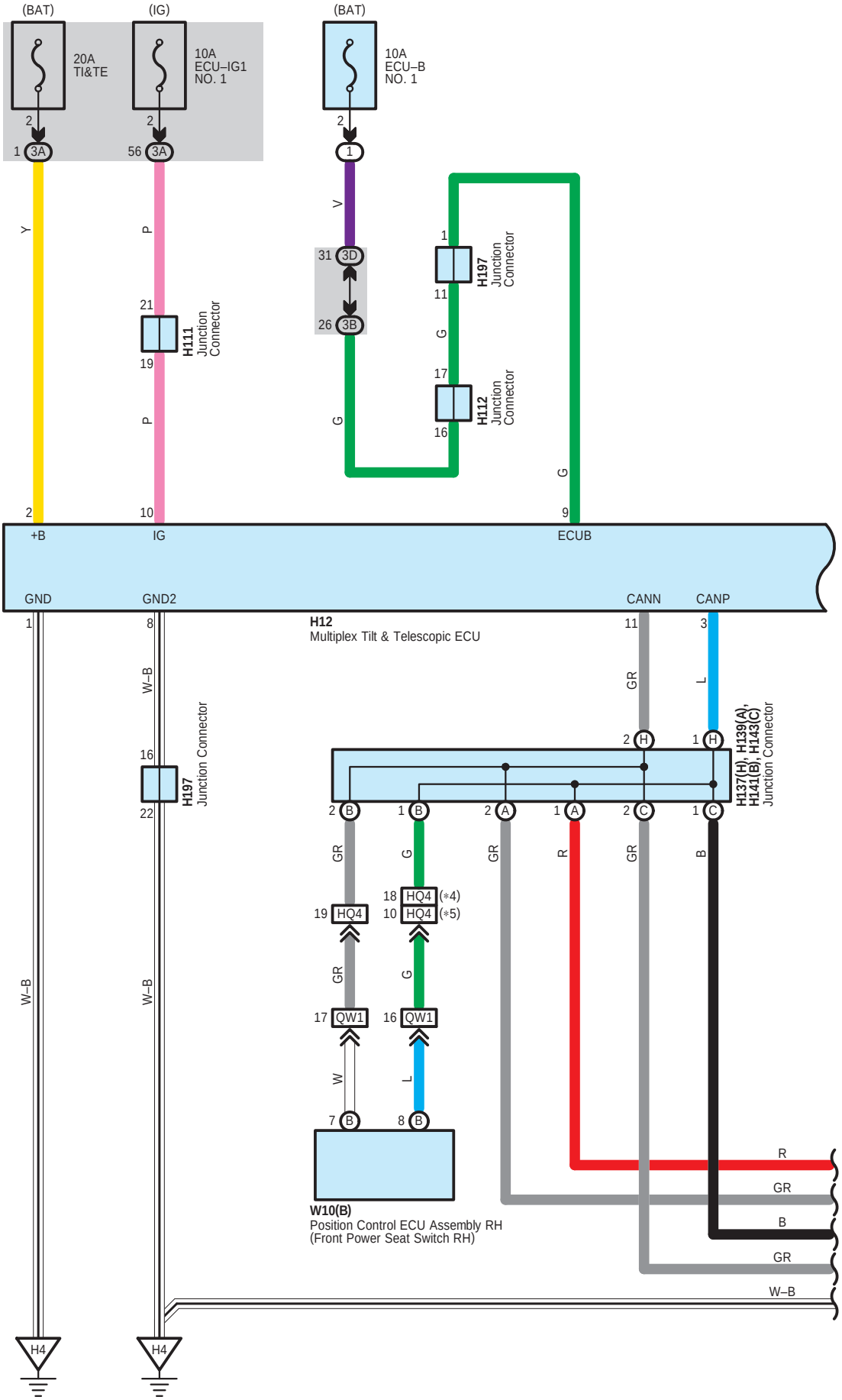
(BAT)
(IG)
(BAT)
20A
TI&TE
10A
ECU–IG1
NO. 1
10A
ECU–B
NO. 1
1 3A
56 3A
1
31 3D
26 3B
H111
Junction
Connector
H197
Junction
Connector
H112
Junction
Connector
+B
IG
ECUB
GND
GND2
CANN
CANP
H12
Multiplex Tilt & Telescopic ECU
H197
Junction Connector
H137(H), H139(A),
H141(B), H143(C)
Junction Connector
HQ4
QW1
W10(B)
Position Control ECU Assembly RH
(Front Power Seat Switch RH)
H4
H4

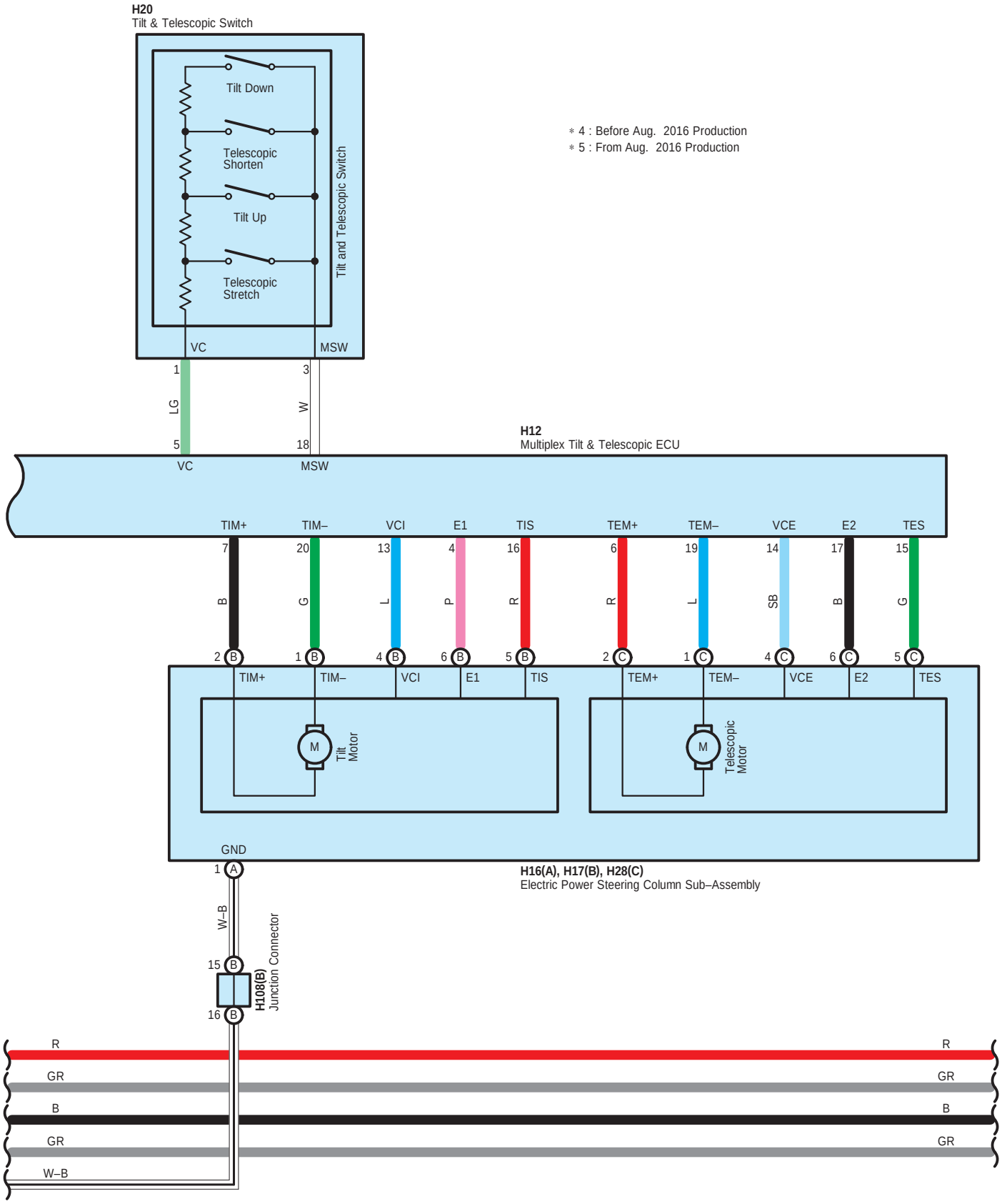
H20
Tilt & Telescopic Switch
Tilt Down
Telescopic Shorten
Tilt Up
Telescopic Stretch
Tilt and Telescopic Switch
VC
MSW
1
3
LG
W
5
18
VC
MSW
∗ 4 : Before Aug. 2016 Production
∗ 5 : From Aug. 2016 Production
H12
Multiplex Tilt & Telescopic ECU
TIM+
TIM–
VCI
E1
TIS
TEM+
TEM–
VCE
E2
TES
7
20
13
4
16
6
19
14
17
15
B
G
L
P
R
R
L
SB
B
G
2 B
1 B
4 B
6 B
5 B
2 C
1 C
4 C
6 C
5 C
M
Tilt Motor
M
Telescopic Motor
GND
1 A
H16(A), H17(B), H28(C)
Electric Power Steering Column Sub–Assembly
W–B
15 B
16 B
H108(B)
Junction Connector
R
GR
B
GR
W–B

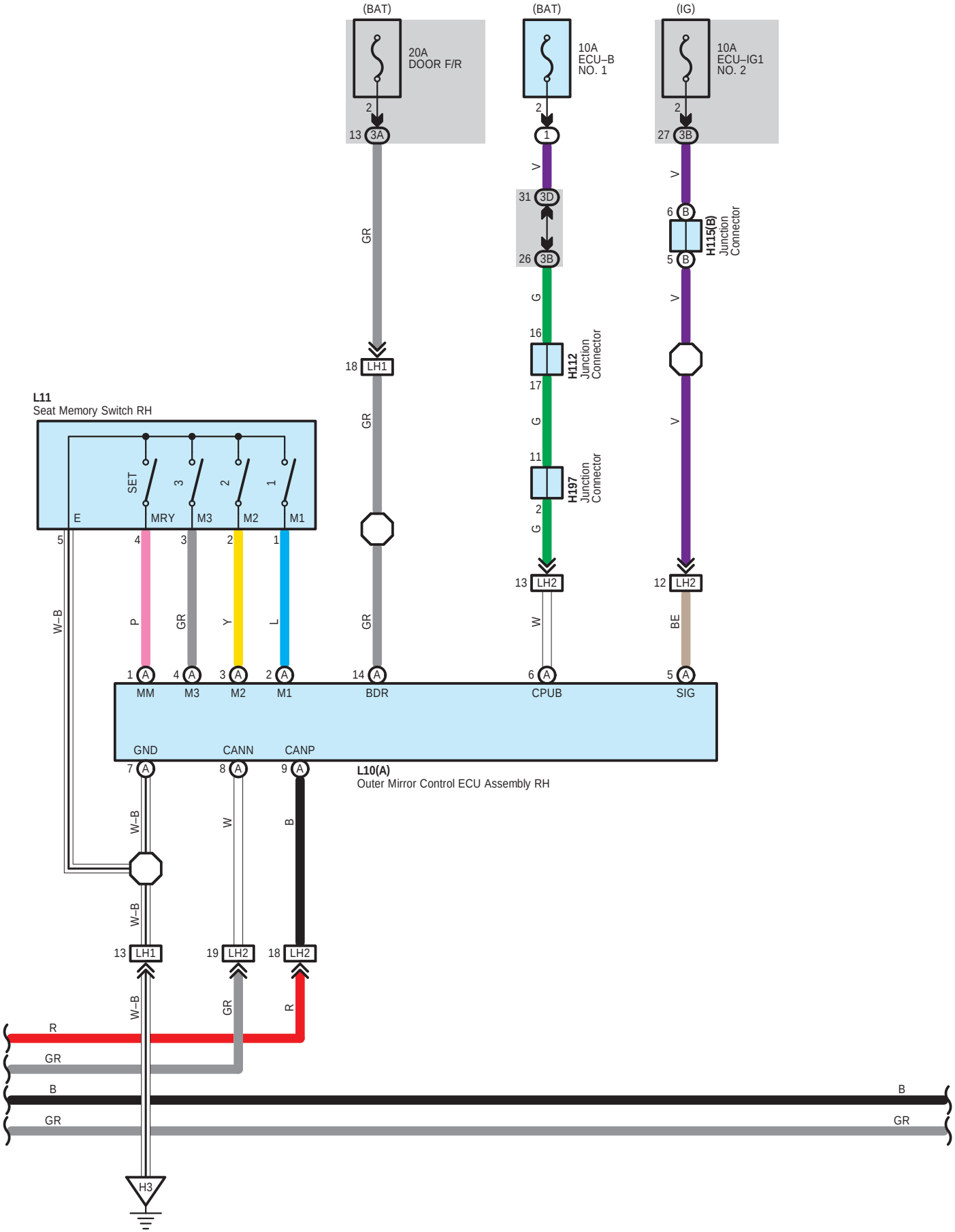
(BAT)
20A
DOOR F/R
(BAT)
10A
ECU–B
NO. 1
(IG)
10A
ECU–IG1
NO. 2
13 3A
31 3D
26 3B
27 3B
6 B
5 B
H115(B)
Junction
Connector
16
17
H112
Junction
Connector
11
2
H197
Junction
Connector
18 LH1
13 LH2
12 LH2
L11
Seat Memory Switch RH
SET
3
2
1
E
MRY
M3
M2
M1
5
4
3
2
1
W–B
P
GR
Y
L
GR
GR
V
V
V
V
G
G
G
W
BE
1 A
4 A
3 A
2 A
14 A
6 A
5 A
MM
M3
M2
M1
BDR
CPUB
SIG
GND
CANN
CANP
7 A
8 A
9 A
L10(A)
Outer Mirror Control ECU Assembly RH
W–B
W
B
W–B
13 LH1
19 LH2
18 LH2
W–B
GR
R
R
GR
B
B
GR
GR
H3

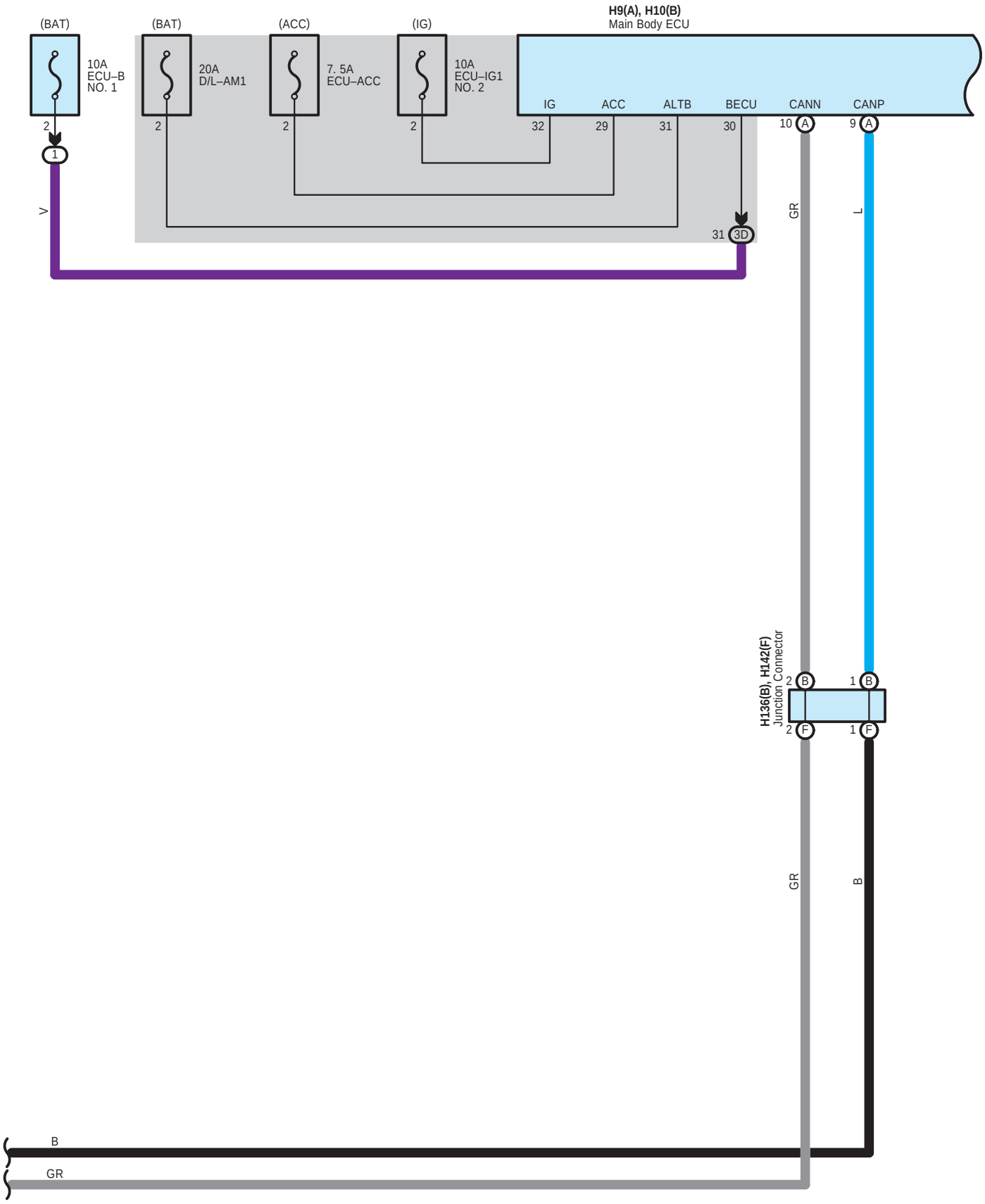
(BAT)
10A
ECU–B
NO. 1
(BAT)
20A
D/L–AM1
(ACC)
7. 5A
ECU–ACC
(IG)
10A
ECU–IG1
NO. 2
H9(A), H10(B)
Main Body ECU
IG
ACC
ALTB
BECU
CANN
CANP
2
1
V
2
2
2
2
32
29
31
30
31
3D
10
A
9
A
GR
L
H136(B), H142(F)
Junction Connector
2
B
1
B
2
F
1
F
GR
B
B
GR

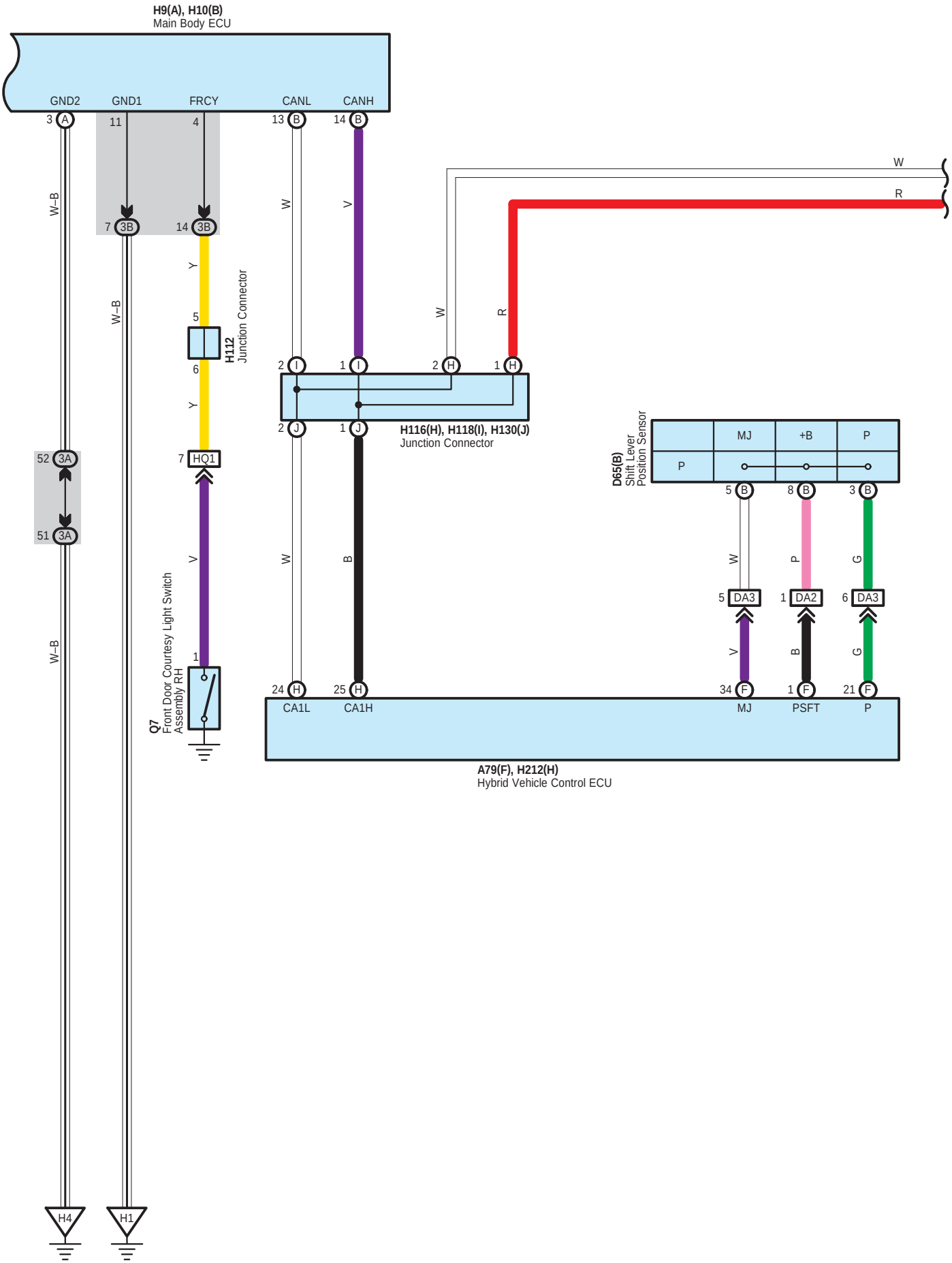
H9(A), H10(B)
Main Body ECU
GND2
GND1
FRCY
CANL
CANH
3 A
11
4
13 B
14 B
W–B
7 3B
14 3B
Y
5
H112
Junction Connector
6
Y
7 HQ1
52 3A
51 3A
V
1
Q7
Front Door Courtesy Light Switch Assembly RH
W–B
W–B
H4
H1
W
V
W
R
W
R
2 I
1 I
2 H
1 H
2 J
1 J
H116(H), H118(I), H130(J)
Junction Connector
W
B
24 H
25 H
CA1L
CA1H
D65(B)
Shift Lever Position Sensor
MJ
+B
P
P
5 B
8 B
3 B
W
P
G
5 DA3
1 DA2
6 DA3
V
B
G
34 F
1 F
21 F
MJ
PSFT
P
A79(F), H212(H)
Hybrid Vehicle Control ECU

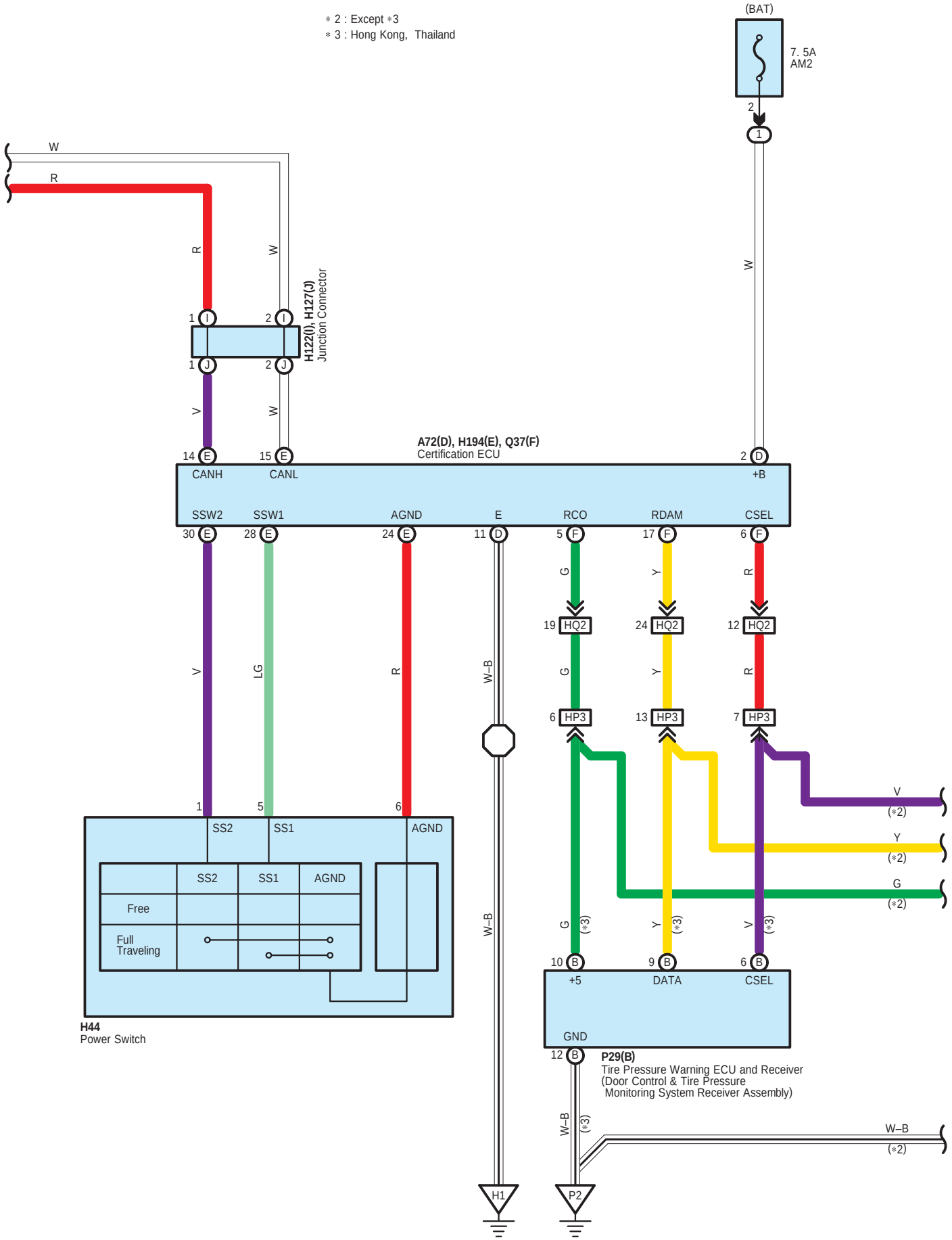
∗ 2 : Except ∗3
∗ 3 : Hong Kong, Thailand
(BAT)
7. 5A
AM2
H122(I), H127(J)
Junction Connector
A72(D), H194(E), Q37(F)
Certification ECU
CANH
CANL
+B
SSW2
SSW1
AGND
E
RCO
RDAM
CSEL
HQ2
HP3
SS2
SS1
AGND
Free
Full Traveling
H44
Power Switch
+5
DATA
CSEL
GND
P29(B)
Tire Pressure Warning ECU and Receiver
(Door Control & Tire Pressure
Monitoring System Receiver Assembly)
W–B
H1
P2

∗ 2 : Except ∗3
∗ 3 : Hong Kong, Thailand

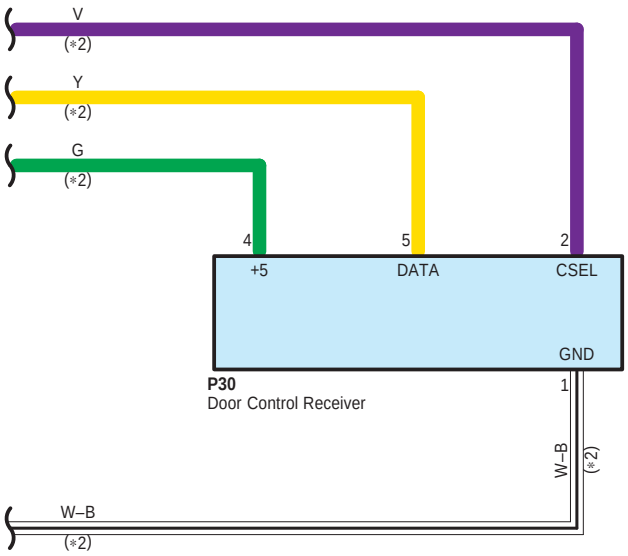

A 72
White

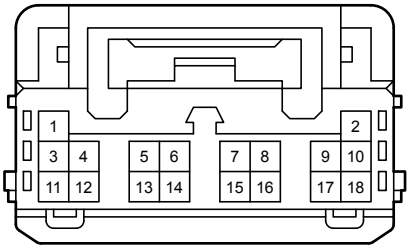

A 79
Gray

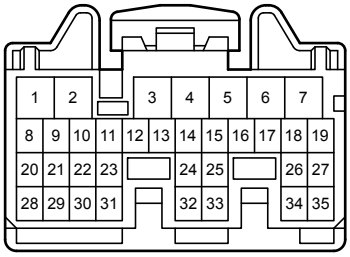

D 65
Gray

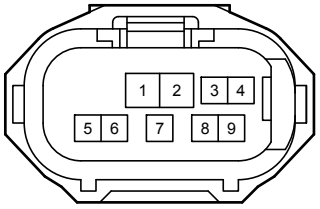

H 9
White

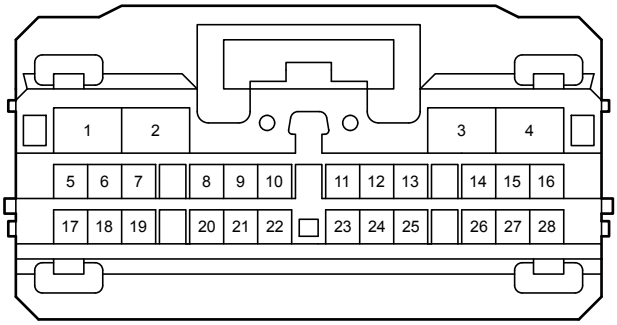

H 10
White

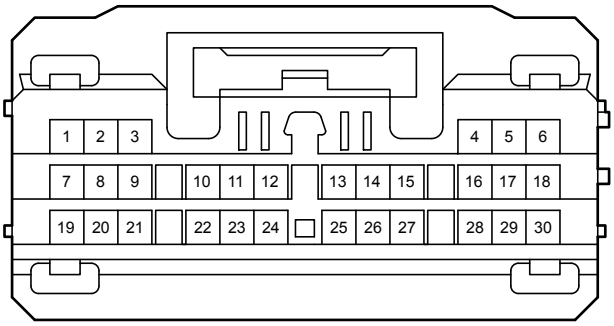

H 12
Black

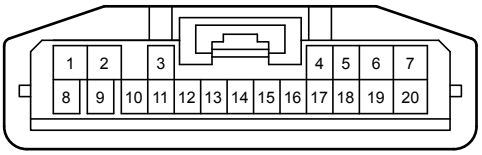

H 16
White

H 17
White

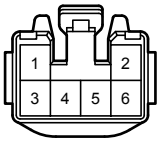

H 20
Black

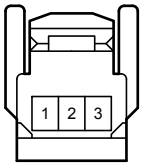

H 28
White

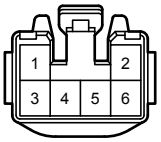

H 44
Black

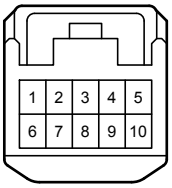

H108
Gray

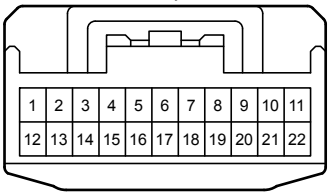

H111
Gray

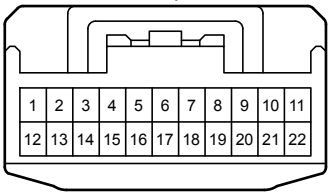

H112
White

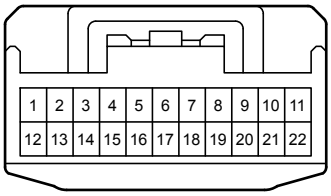

H115
Black

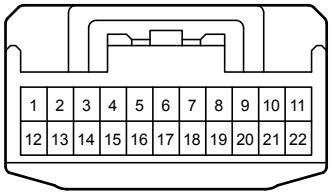

H116
White

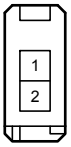

H118
White

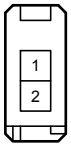

H122
White

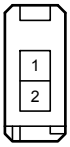

H127
White

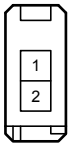

H130
White

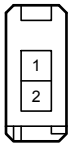

H136
White

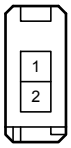

H137
White

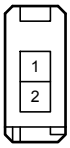

H139
White

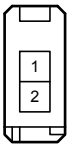

H141
White

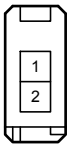

H142
White

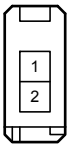

H143
White

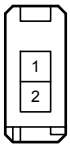

H194
White

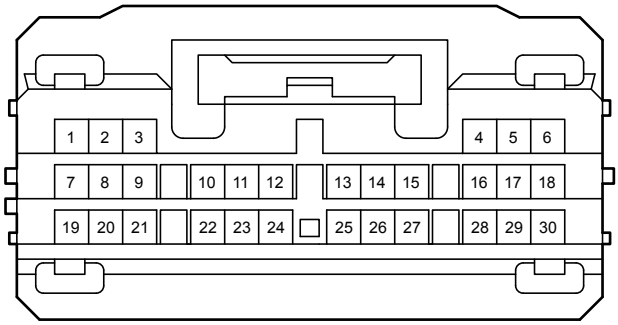

H197
White

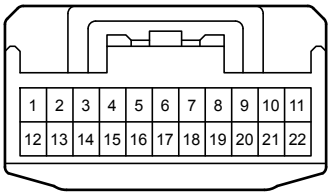

H212
Gray

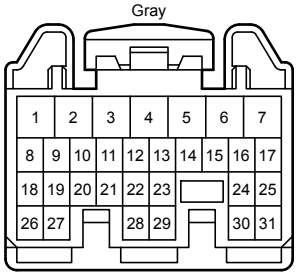

L 10
White

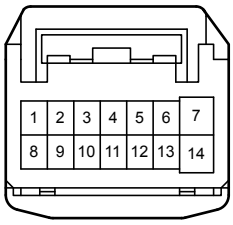

L 11
White

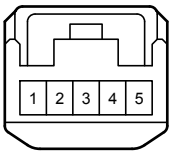

P 29
White



P 30
Blue

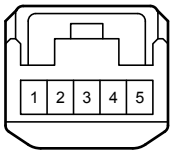

Q 7
Black

Q 37
White

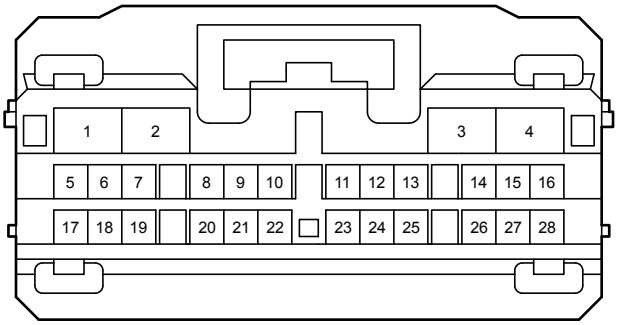

W 10
White



3A
White

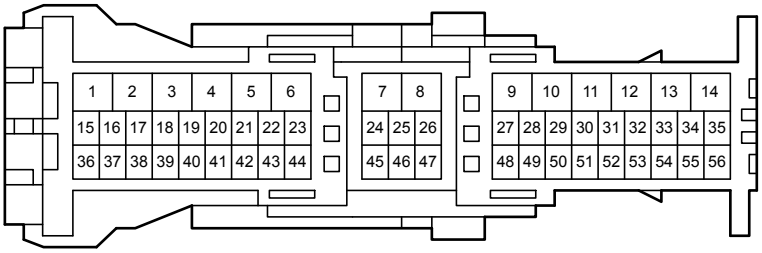

3B
White

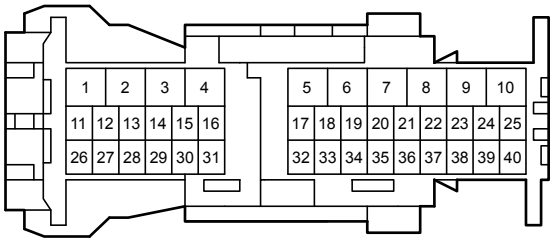

3D
White

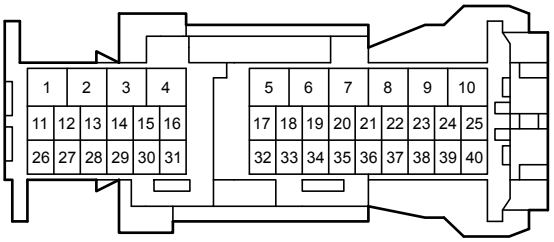

DA2
White

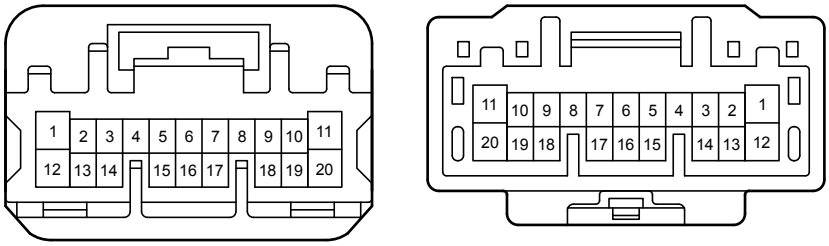

DA3
White

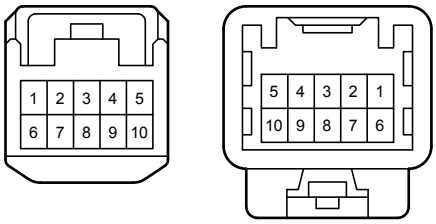

HP3
White

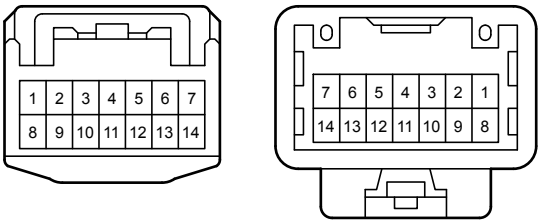

HQ1
White

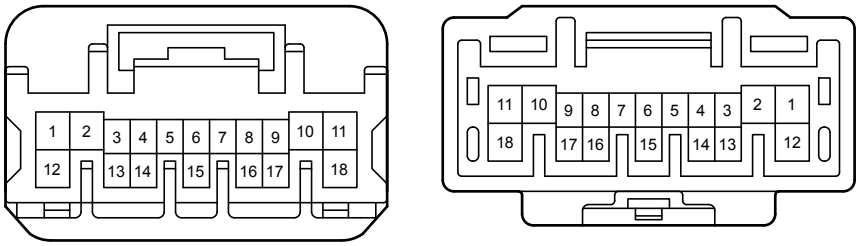

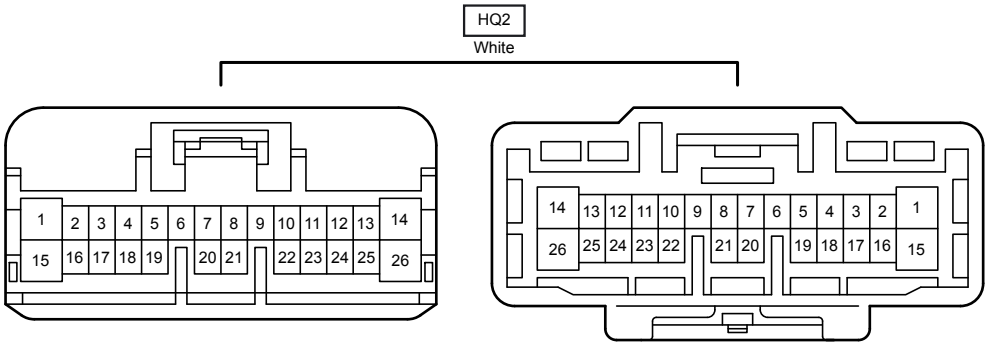
HQ2
White
1 2 3 4 5 6 7 8 9 10 11 12 13 14
15 16 17 18 19 20 21 22 23 24 25 26
14 13 12 11 10 9 8 7 6 5 4 3 2 1
26 25 24 23 22 21 20 19 18 17 16 15

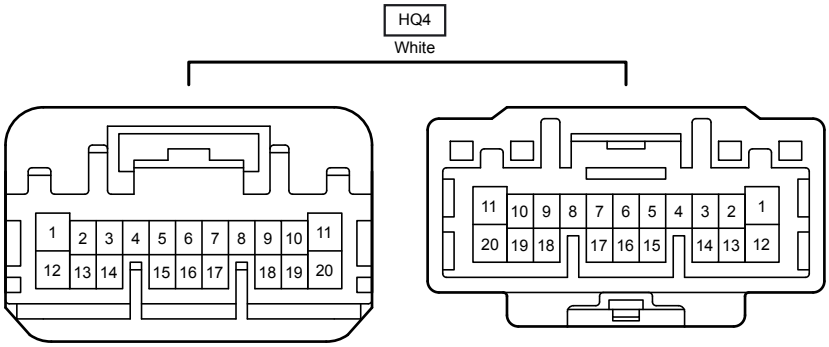
HQ4
White
1 2 3 4 5 6 7 8 9 10 11
12 13 14 15 16 17 18 19 20
11 10 9 8 7 6 5 4 3 2 1
20 19 18 17 16 15 14 13 12

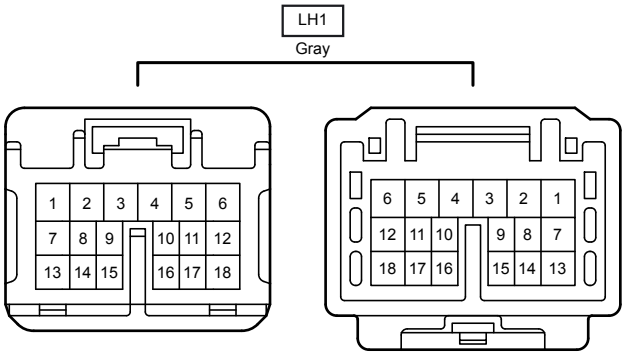
LH1
Gray
1 2 3 4 5 6
7 8 9 10 11 12
13 14 15 16 17 18
6 5 4 3 2 1
12 11 10 9 8 7
18 17 16 15 14 13

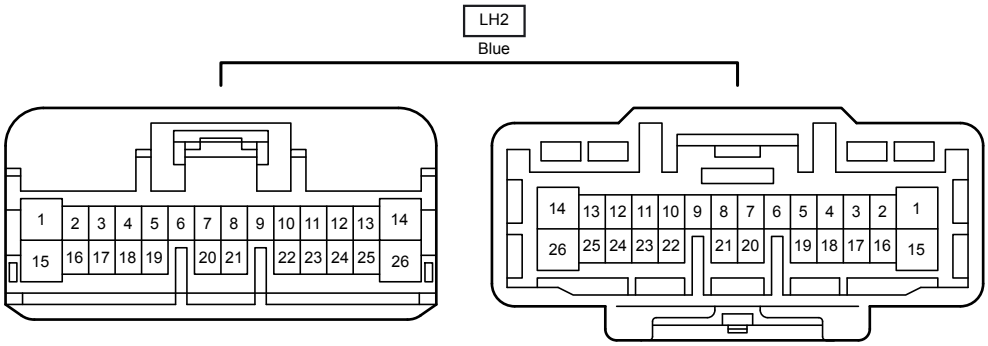
LH2
Blue
1 2 3 4 5 6 7 8 9 10 11 12 13 14
15 16 17 18 19 20 21 22 23 24 25 26
14 13 12 11 10 9 8 7 6 5 4 3 2 1
26 25 24 23 22 21 20 19 18 17 16 15

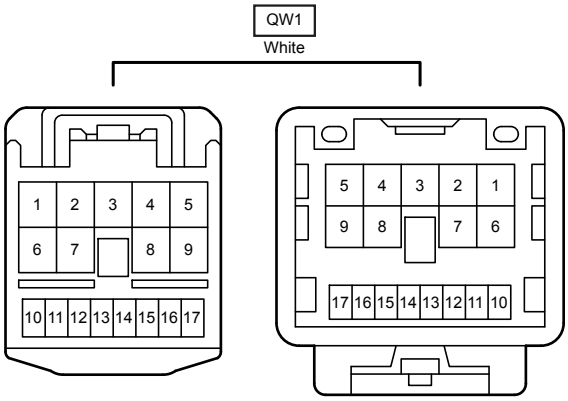
QW1
White
1 2 3 4 5
6 7 8 9
10 11 12 13 14 15 16 17
5 4 3 2 1
9 8 7 6
17 16 15 14 13 12 11 10