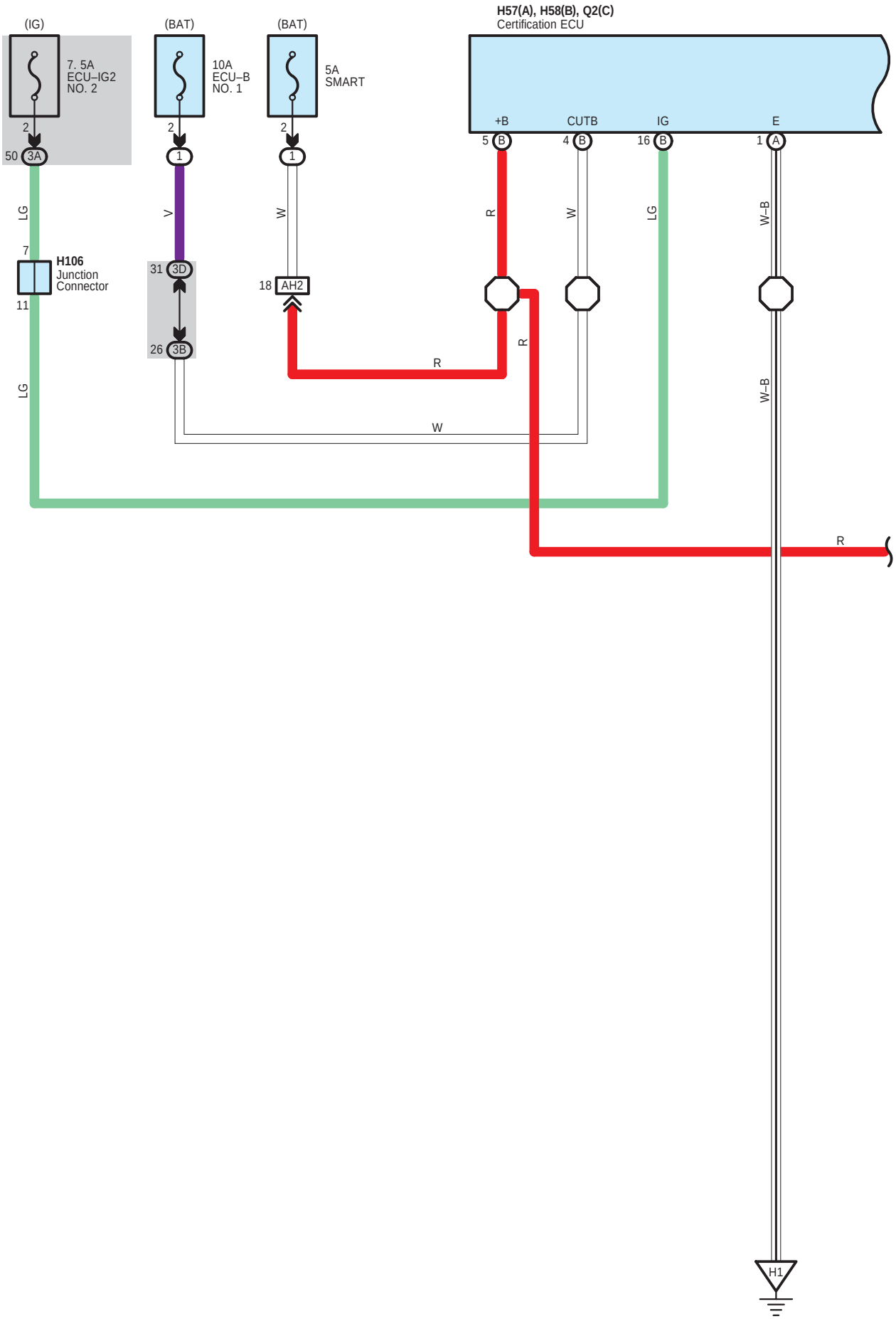
(IG)
7. 5A
ECU–IG2
NO. 2
(BAT)
10A
ECU–B
NO. 1
(BAT)
5A
SMART
H57(A), H58(B), Q2(C)
Certification ECU
+B
CUTB
IG
E
50 3A
5 B
4 B
16 B
1 A
H106
Junction
Connector
31 3D
26 3B
18 AH2
LG
V
W
R
W–B
H1

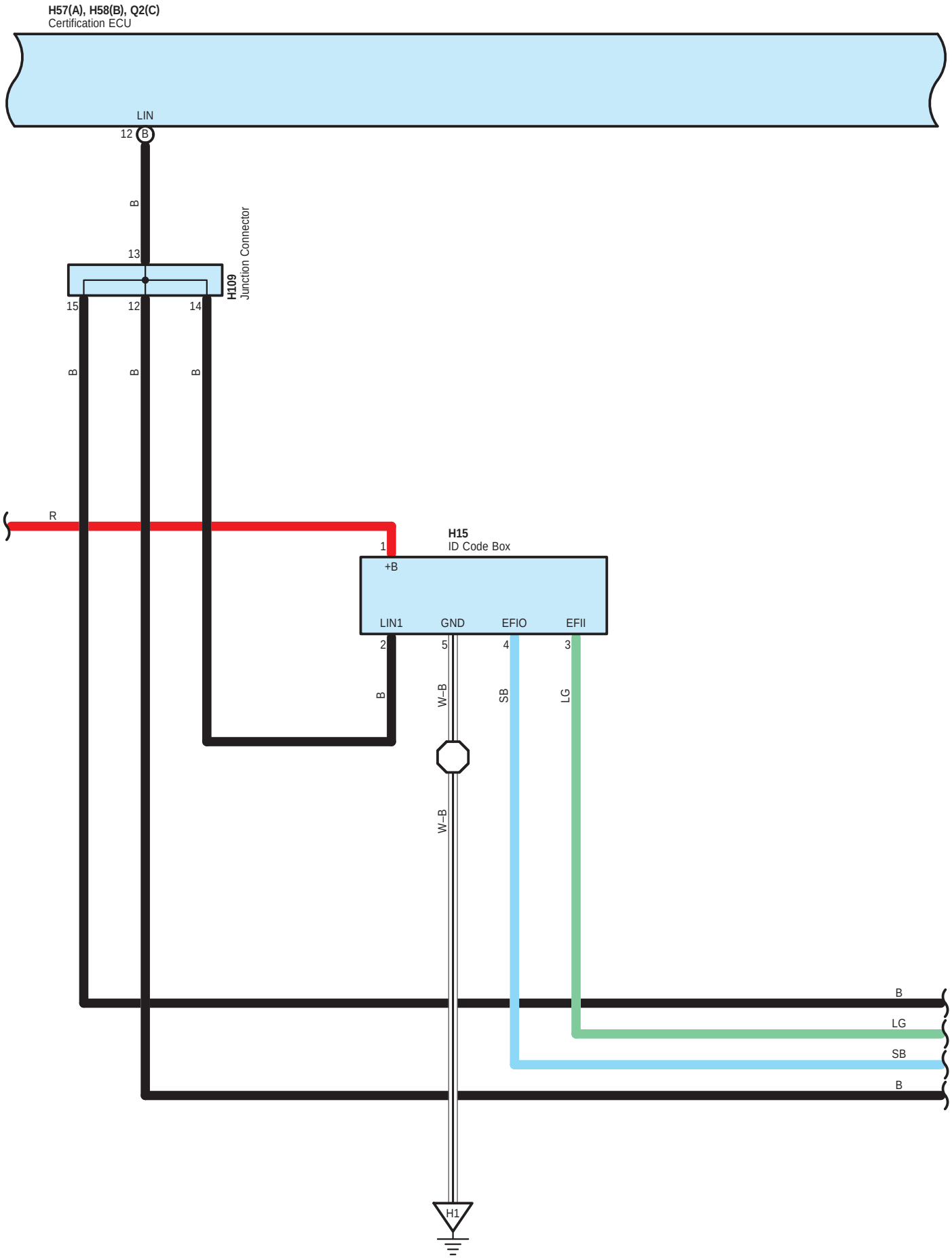
H57(A), H58(B), Q2(C)
Certification ECU
LIN
12
B
B
13
H109
Junction Connector
15
12
14
B
B
B
R
1
+B
H15
ID Code Box
LIN1
GND
EFIO
EFII
2
5
4
3
B
W–B
SB
LG
W–B
B
LG
SB
B
H1

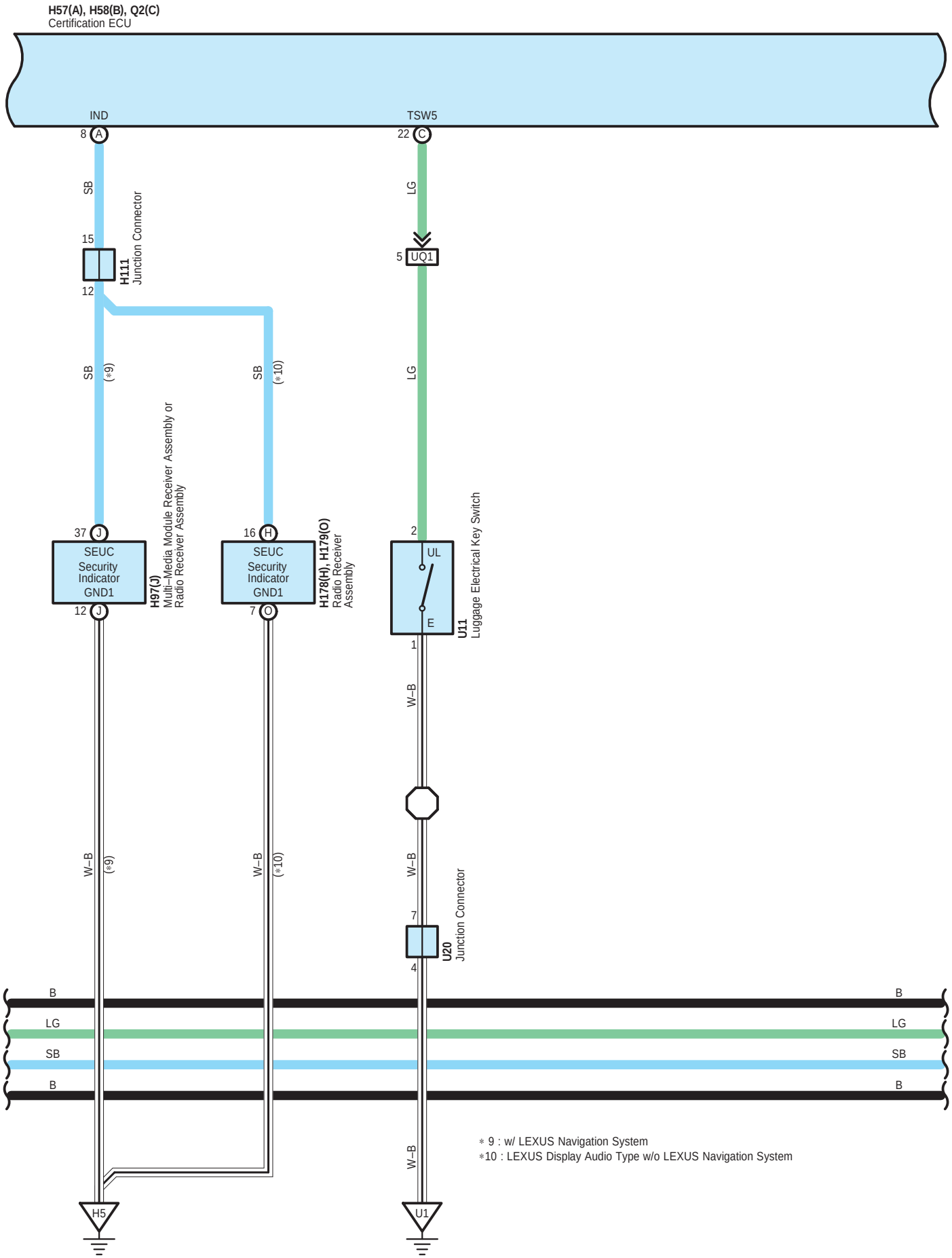
H57(A), H58(B), Q2(C)
Certification ECU
IND
TSW5
8 A
22 C
SB
LG
15
H111
Junction Connector
12
5 UQ1
SB (*9)
SB (*10)
LG
37 J
SEUC
Security Indicator
GND1
12 J
H97(J)
Multi-Media Module Receiver Assembly or Radio Receiver Assembly
16 H
SEUC
Security Indicator
GND1
7 O
H178(H), H179(O)
Radio Receiver Assembly
2
UL
E
1
U11
Luggage Electrical Key Switch
W-B
W-B (*9)
W-B (*10)
W-B
7
4
U20
Junction Connector
B
LG
SB
B
B
LG
SB
B
W-B
H5
U1
* 9 : w/ LEXUS Navigation System
*10 : LEXUS Display Audio Type w/o LEXUS Navigation System

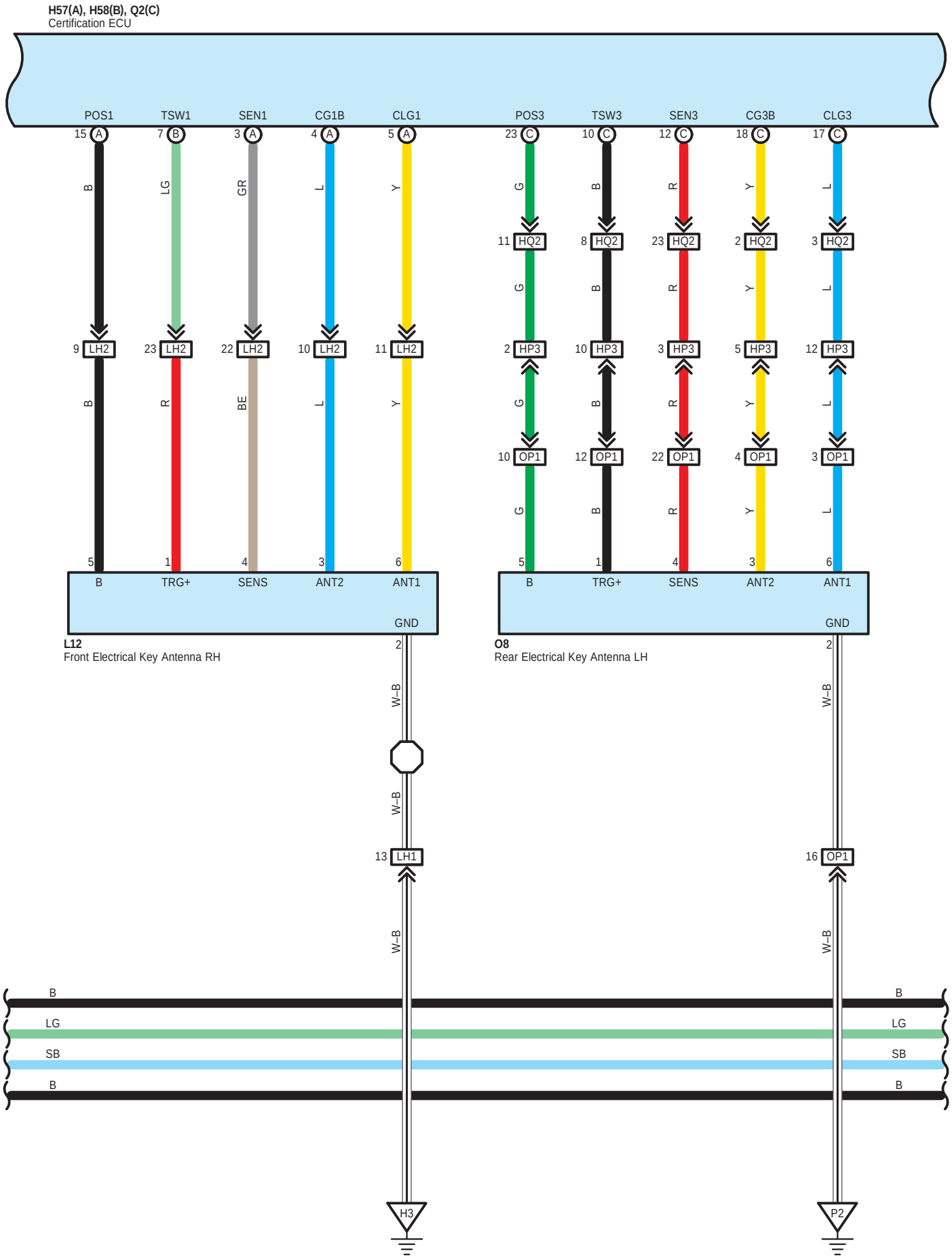
H57(A), H58(B), Q2(C)
Certification ECU
POS1
TSW1
SEN1
CG1B
CLG1
POS3
TSW3
SEN3
CG3B
CLG3
15 A
7 B
3 A
4 A
5 A
23 C
10 C
12 C
18 C
17 C
B
LG
GR
L
Y
G
B
R
Y
L
11 HQ2
8 HQ2
23 HQ2
2 HQ2
3 HQ2
9 LH2
23 LH2
22 LH2
10 LH2
11 LH2
2 HP3
10 HP3
3 HP3
5 HP3
12 HP3
B
R
BE
L
Y
10 OP1
12 OP1
22 OP1
4 OP1
3 OP1
5
1
4
3
6
B
TRG+
SENS
ANT2
ANT1
GND
L12
Front Electrical Key Antenna RH
O8
Rear Electrical Key Antenna LH
2
W–B
13 LH1
16 OP1
LG
SB
H3
P2

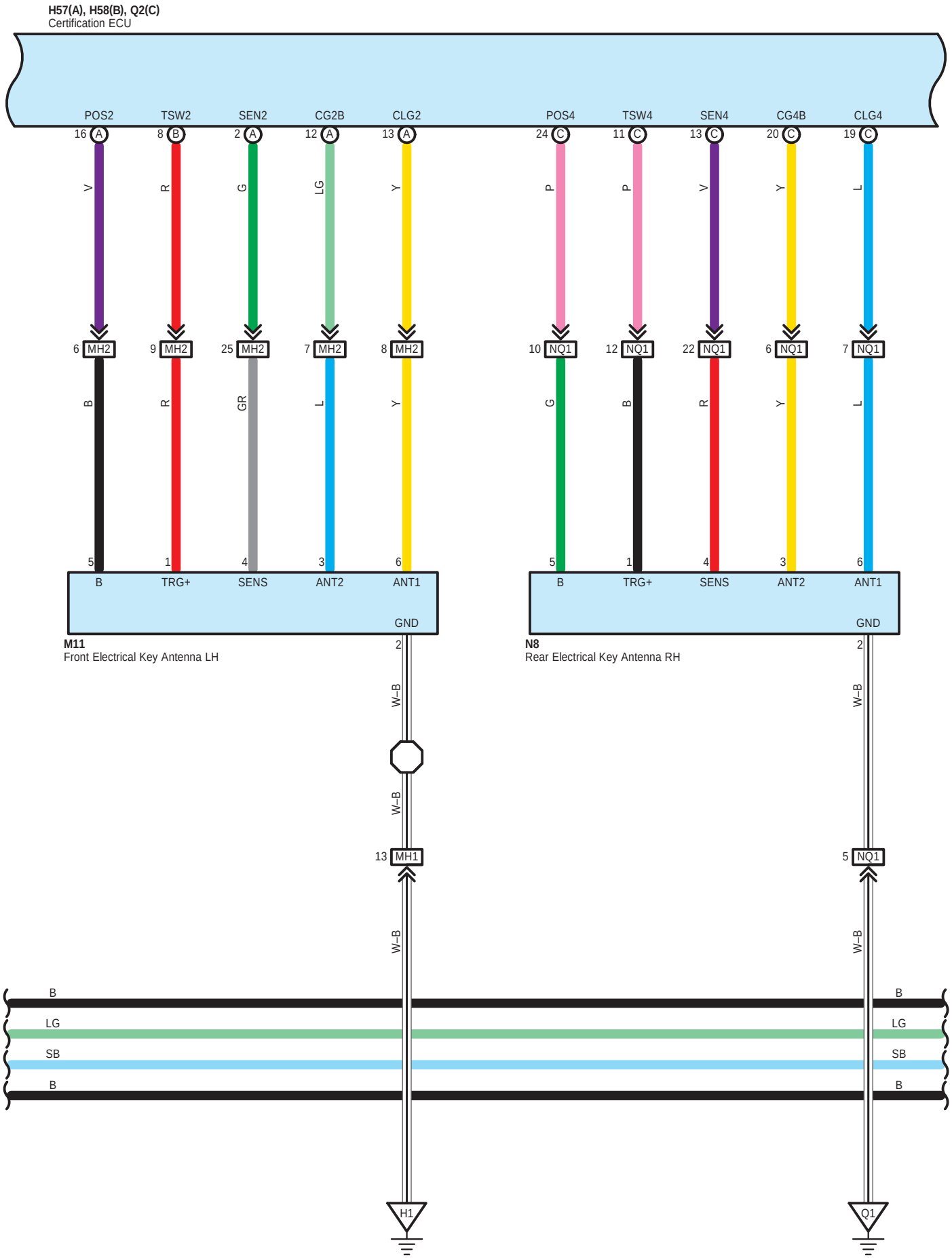
H57(A), H58(B), Q2(C)
Certification ECU
POS2
TSW2
SEN2
CG2B
CLG2
POS4
TSW4
SEN4
CG4B
CLG4
16 A
8 B
2 A
12 A
13 A
24 C
11 C
13 C
20 C
19 C
V
R
G
LG
Y
P
P
V
Y
L
6 MH2
9 MH2
25 MH2
7 MH2
8 MH2
10 NQ1
12 NQ1
22 NQ1
6 NQ1
7 NQ1
B
R
GR
L
Y
G
B
R
Y
L
5
1
4
3
6
B
TRG+
SENS
ANT2
ANT1
GND
M11
Front Electrical Key Antenna LH
2
N8
Rear Electrical Key Antenna RH
W–B
13 MH1
5 NQ1
B
LG
SB
H1
Q1

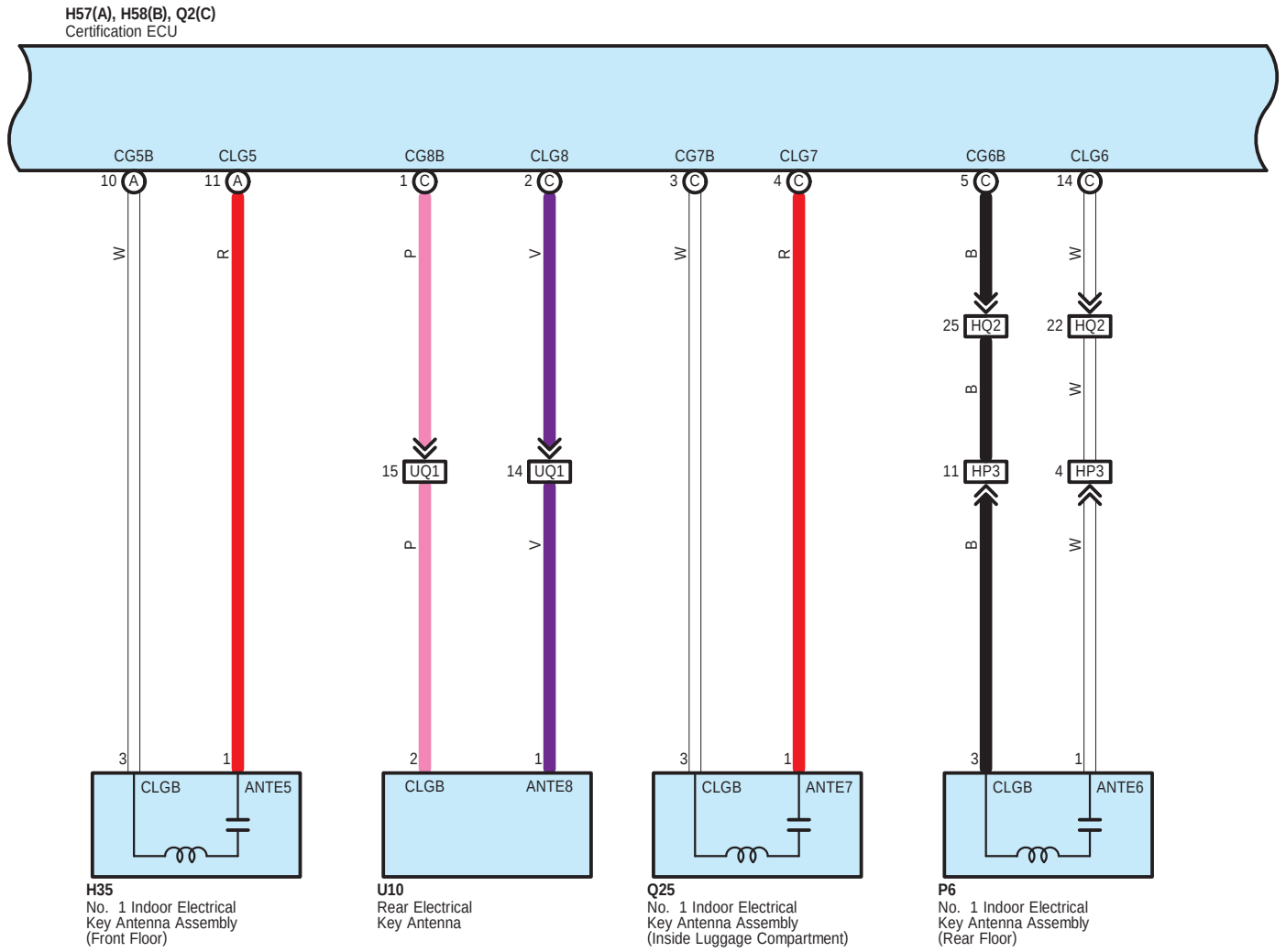
H57(A), H58(B), Q2(C)
Certification ECU
CG5B
CLG5
CG8B
CLG8
CG7B
CLG7
CG6B
CLG6
10 A
11 A
1 C
2 C
3 C
4 C
5 C
14 C
W
R
P
V
W
R
B
W
25 HQ2
22 HQ2
B
W
15 UQ1
14 UQ1
11 HP3
4 HP3
P
V
B
W
3
1
2
1
3
1
3
1
CLGB
ANTE5
CLGB
ANTE8
CLGB
ANTE7
CLGB
ANTE6
H35
No. 1 Indoor Electrical
Key Antenna Assembly
(Front Floor)
U10
Rear Electrical
Key Antenna
Q25
No. 1 Indoor Electrical
Key Antenna Assembly
(Inside Luggage Compartment)
P6
No. 1 Indoor Electrical
Key Antenna Assembly
(Rear Floor)


B
B
LG
LG
SB
SB
B
B

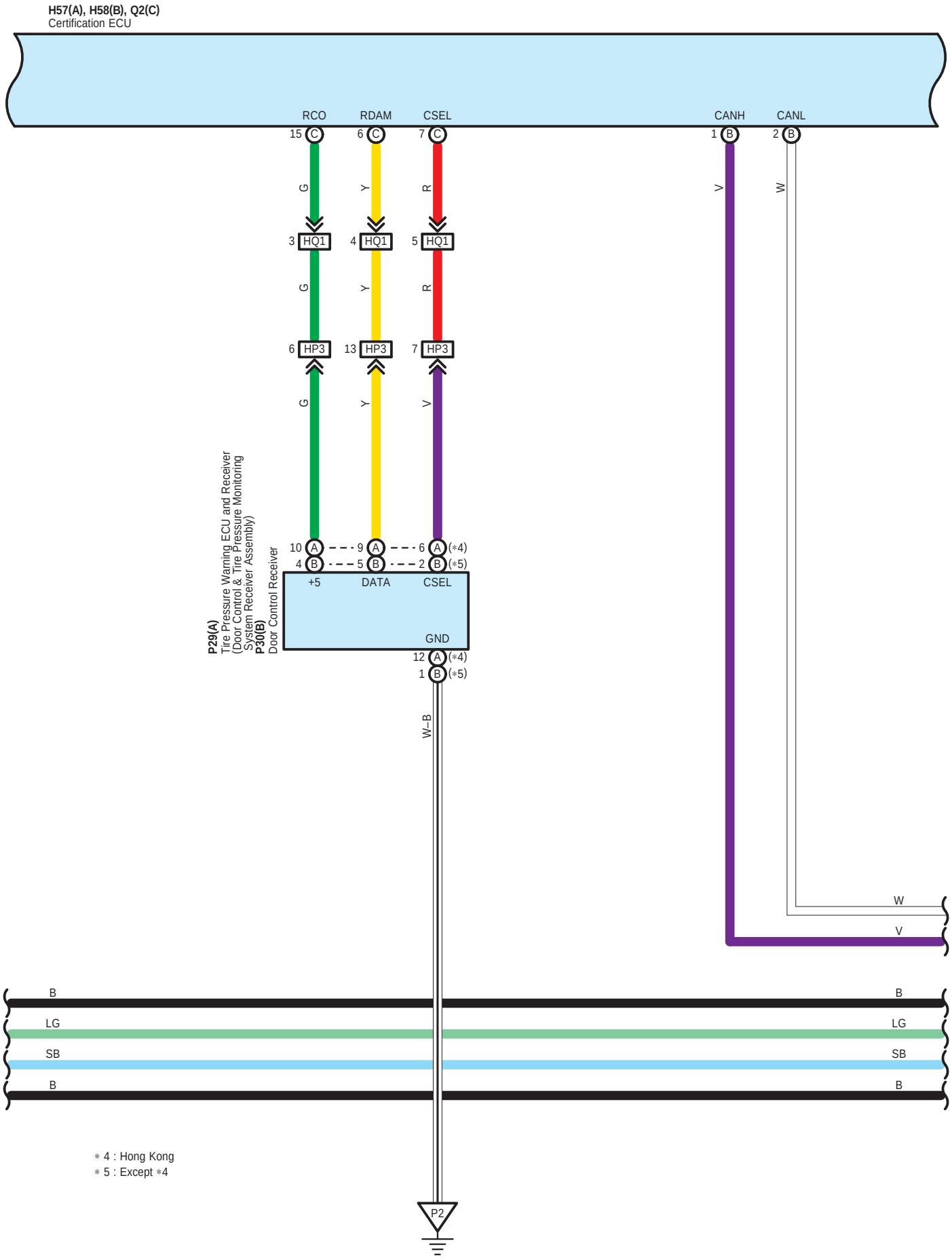
H57(A), H58(B), Q2(C)
Certification ECU
RCO
RDAM
CSEL
CANH
CANL
15 C
6 C
7 C
1 B
2 B
G
Y
R
V
W
3 HQ1
4 HQ1
5 HQ1
6 HP3
13 HP3
7 HP3
10 A
9 A
6 A (*4)
4 B
5 B
2 B (*5)
+5
DATA
CSEL
GND
12 A (*4)
1 B (*5)
P29(A)
Tire Pressure Warning ECU and Receiver
(Door Control & Tire Pressure Monitoring
System Receiver Assembly)
P30(B)
Door Control Receiver
W–B
B
LG
SB
P2
* 4 : Hong Kong
* 5 : Except *4

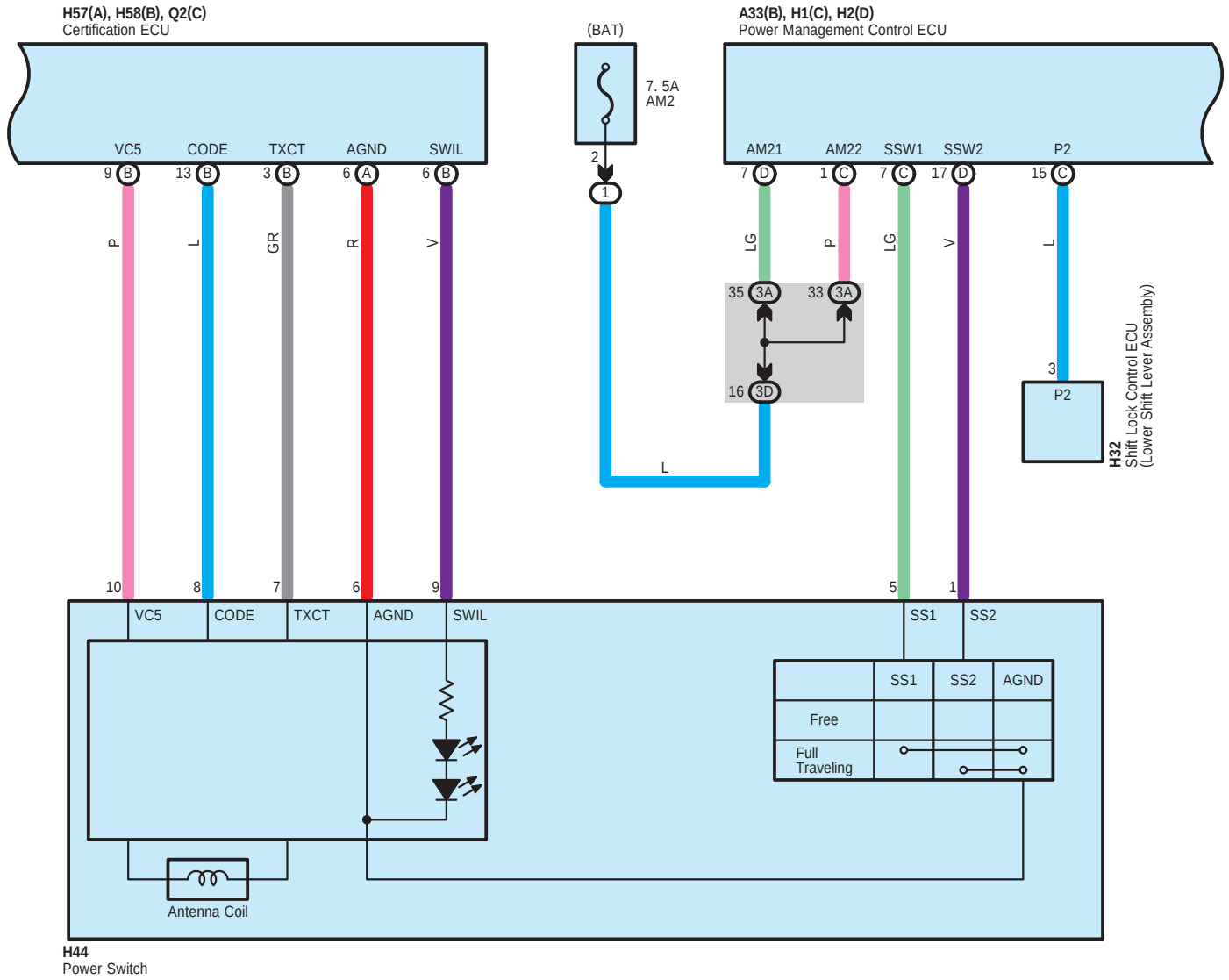
H57(A), H58(B), Q2(C)
Certification ECU
VC5
CODE
TXCT
AGND
SWIL
9 B
13 B
3 B
6 A
6 B
P
L
GR
R
V
(BAT)
7. 5A
AM2
2
1
L
A33(B), H1(C), H2(D)
Power Management Control ECU
AM21
AM22
SSW1
SSW2
P2
7 D
1 C
7 C
17 D
15 C
LG
P
LG
V
L
35 3A
33 3A
16 3D
3
P2
H32
Shift Lock Control ECU
(Lower Shift Lever Assembly)
10
8
7
6
9
5
1
VC5
CODE
TXCT
AGND
SWIL
SS1
SS2
SS1
SS2
AGND
Free
Full
Traveling
Antenna Coil
H44
Power Switch

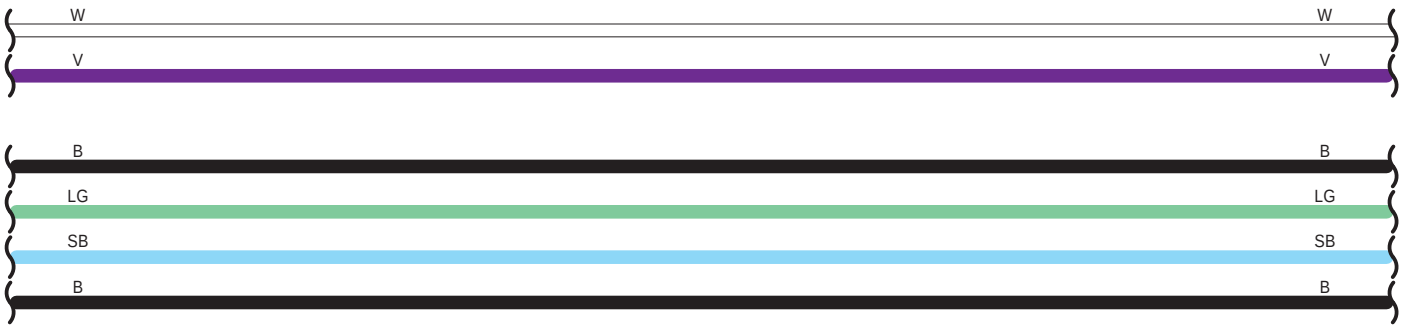
W
W
V
V
B
B
LG
LG
SB
SB
B
B

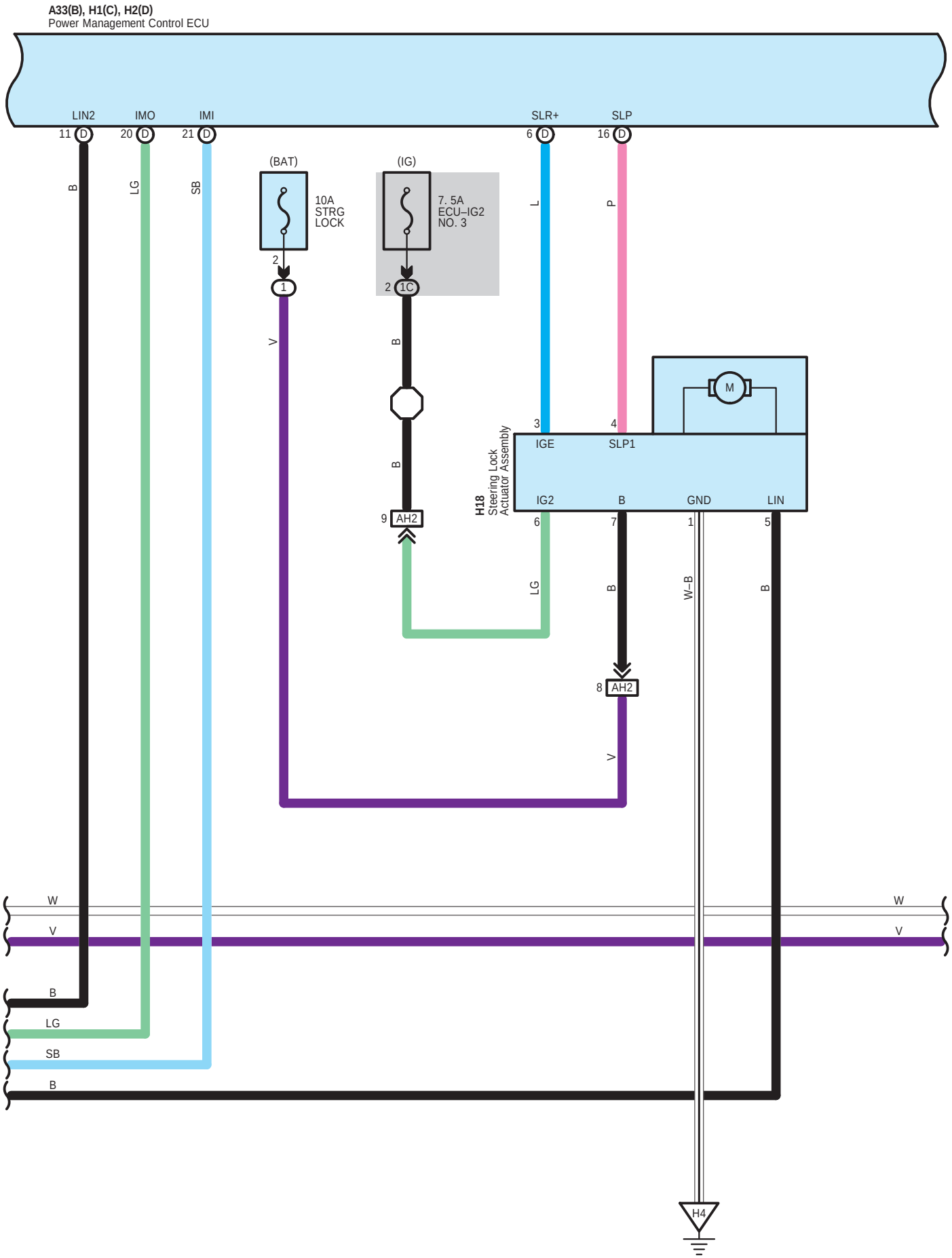
A33(B), H1(C), H2(D)
Power Management Control ECU
LIN2
IMO
IMI
SLR+
SLP
11 D
20 D
21 D
6 D
16 D
B
LG
SB
L
P
(BAT)
10A
STRG
LOCK
2
1
V
(IG)
7. 5A
ECU–IG2
NO. 3
2 1C
B
B
9 AH2
M
3
4
IGE
SLP1
H18
Steering Lock
Actuator Assembly
IG2
B
GND
LIN
6
7
1
5
LG
B
W–B
B
8 AH2
V
W
V
B
LG
SB
B
W
V
H4

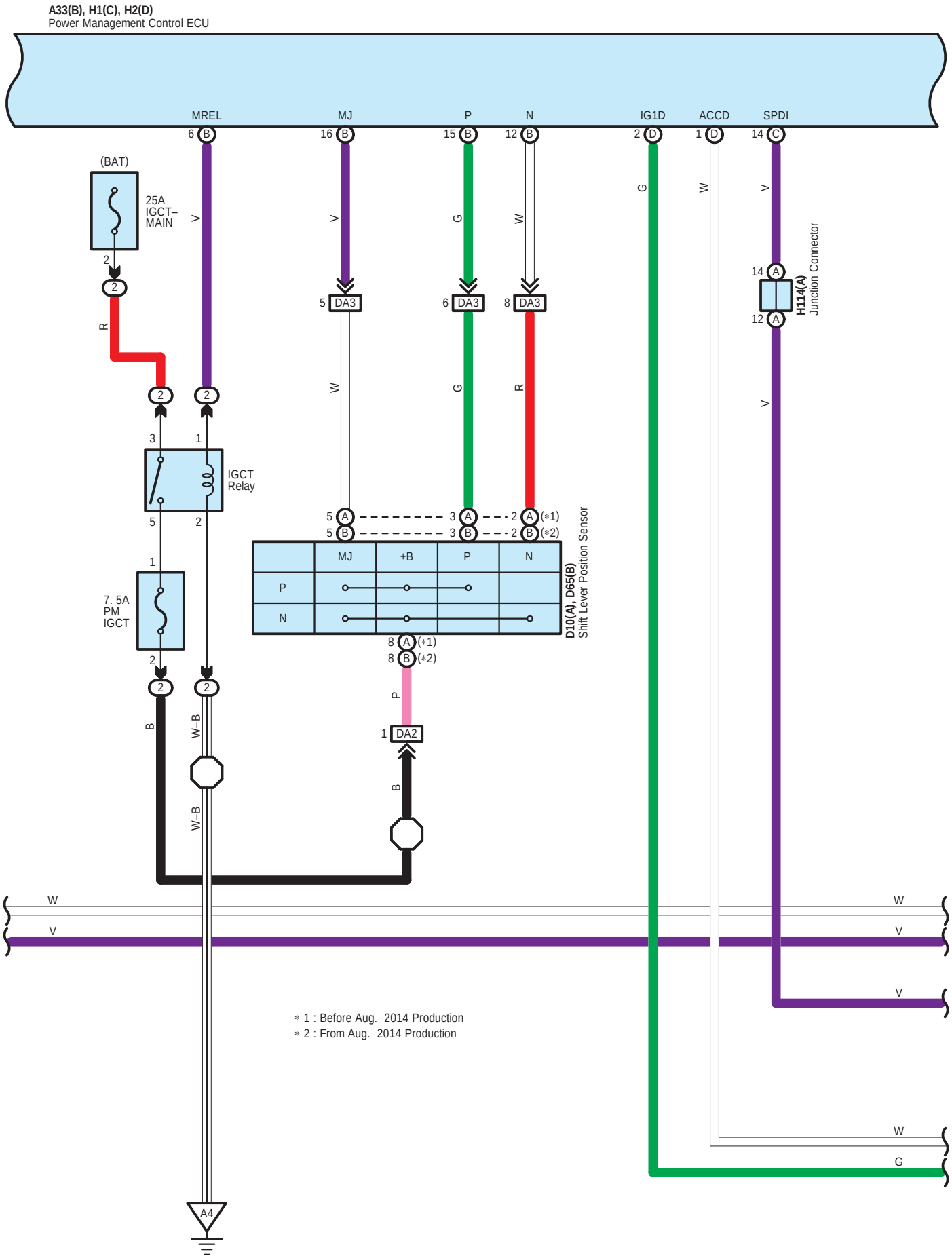
A33(B), H1(C), H2(D)
Power Management Control ECU
MREL
MJ
P
N
IG1D
ACCD
SPDI
(BAT)
25A
IGCT–
MAIN
IGCT
Relay
7. 5A
PM
IGCT
DA3
DA2
H114(A)
Junction Connector
D10(A), D65(B)
Shift Lever Position Sensor
MJ
+B
P
N
A4
∗1 : Before Aug. 2014 Production
∗2 : From Aug. 2014 Production

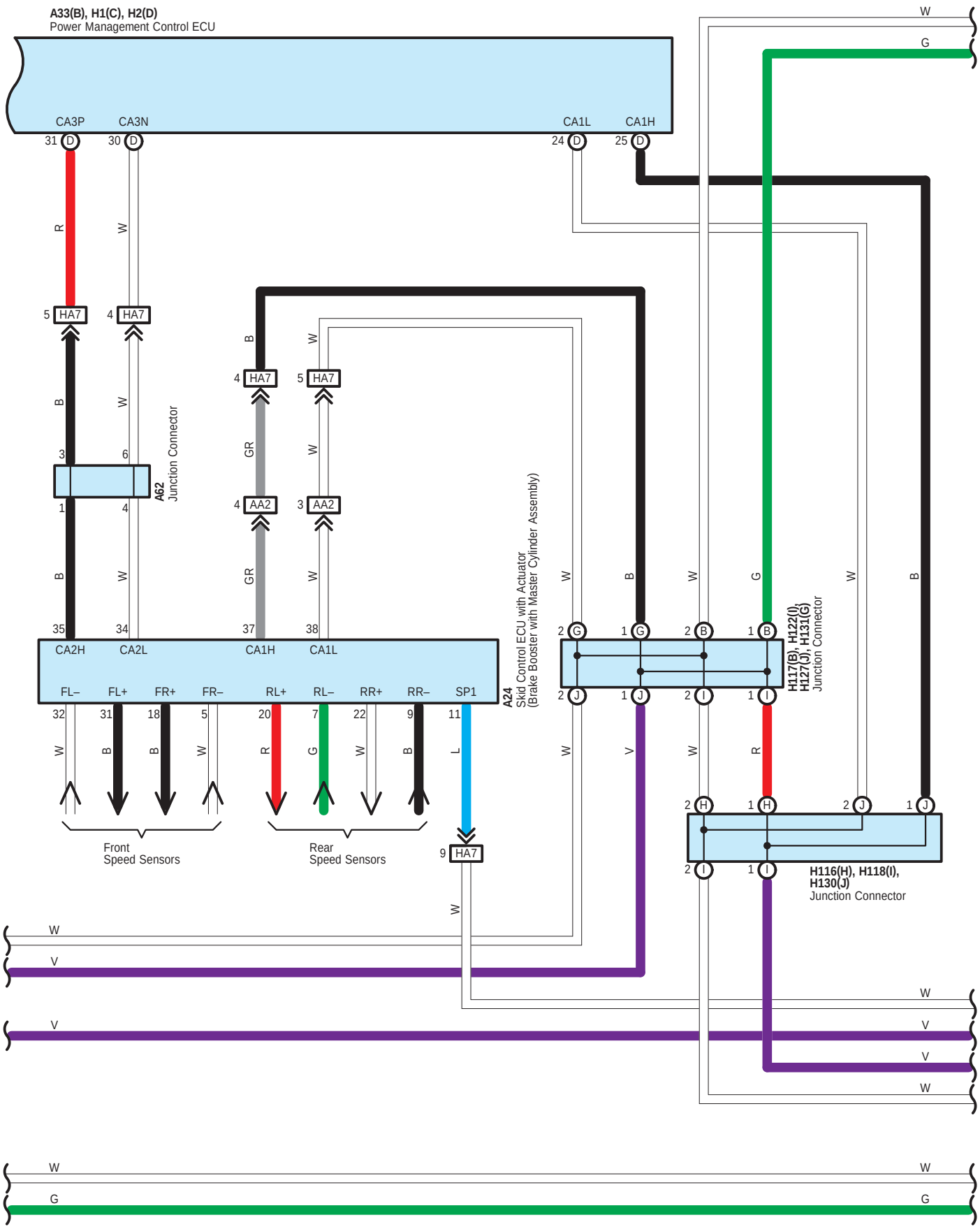
A33(B), H1(C), H2(D)
Power Management Control ECU
CA3P
CA3N
CA1L
CA1H
HA7
AA2
A62
Junction Connector
CA2H
CA2L
CA1H
CA1L
FL–
FL+
FR+
FR–
RL+
RL–
RR+
RR–
SP1
A24
Skid Control ECU with Actuator
(Brake Booster with Master Cylinder Assembly)
H117(B), H122(I),
H127(J), H131(G)
Junction Connector
H116(H), H118(I),
H130(J)
Junction Connector
Front
Speed Sensors
Rear
Speed Sensors

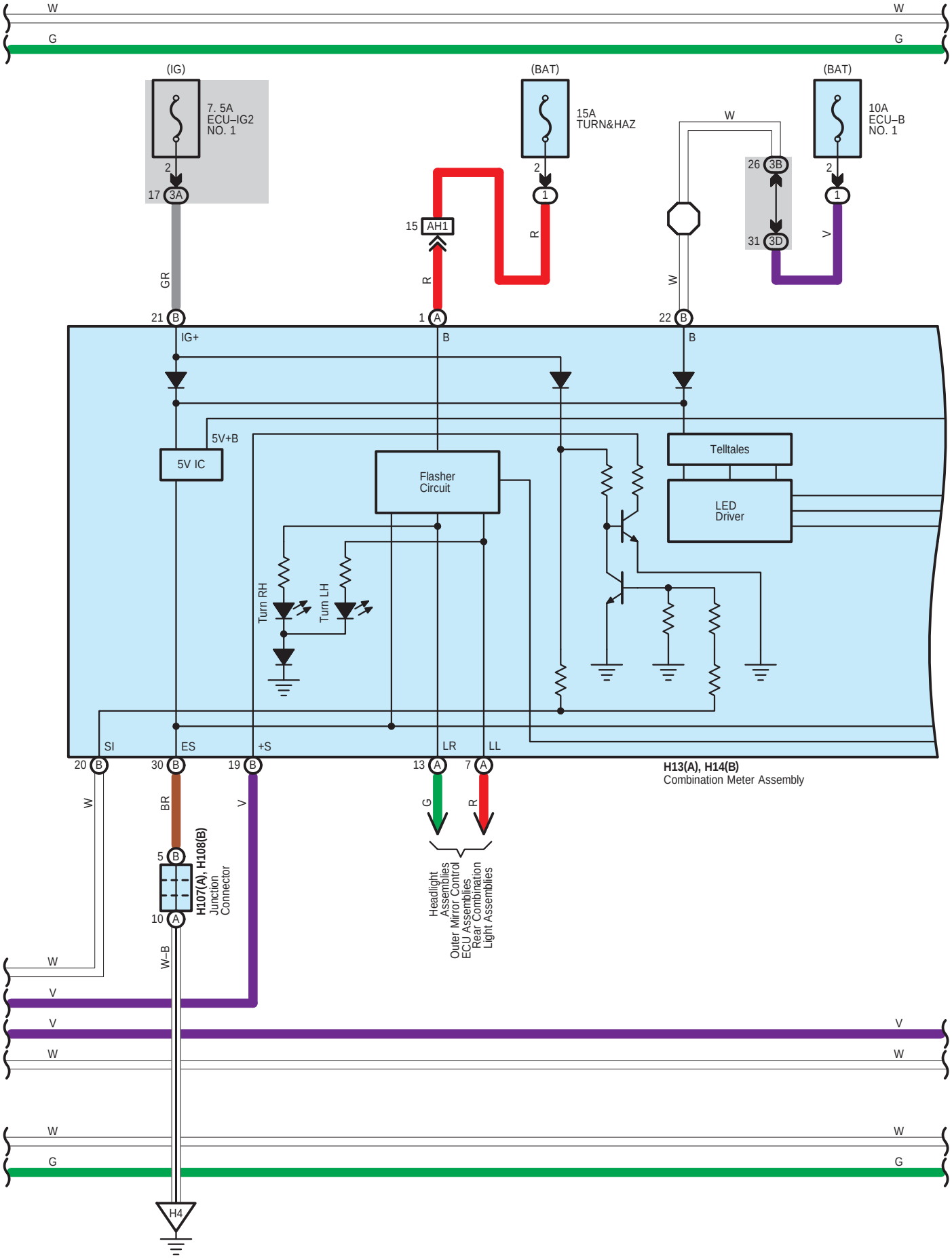
W
G
(IG)
7. 5A
ECU–IG2
NO. 1
(BAT)
15A
TURN&HAZ
(BAT)
10A
ECU–B
NO. 1
17 3A
15 AH1
26 3B
31 3D
GR
R
W
V
21 B
1 A
22 B
IG+
B
5V+B
5V IC
Flasher
Circuit
Telltales
LED
Driver
Turn RH
Turn LH
SI
ES
+S
LR
LL
20 B
30 B
19 B
13 A
7 A
H13(A), H14(B)
Combination Meter Assembly
BR
G
5 B
10 A
H107(A), H108(B)
Junction
Connector
W–B
Headlight
Assemblies
Outer Mirror Control
ECU Assemblies
Rear Combination
Light Assemblies
H4

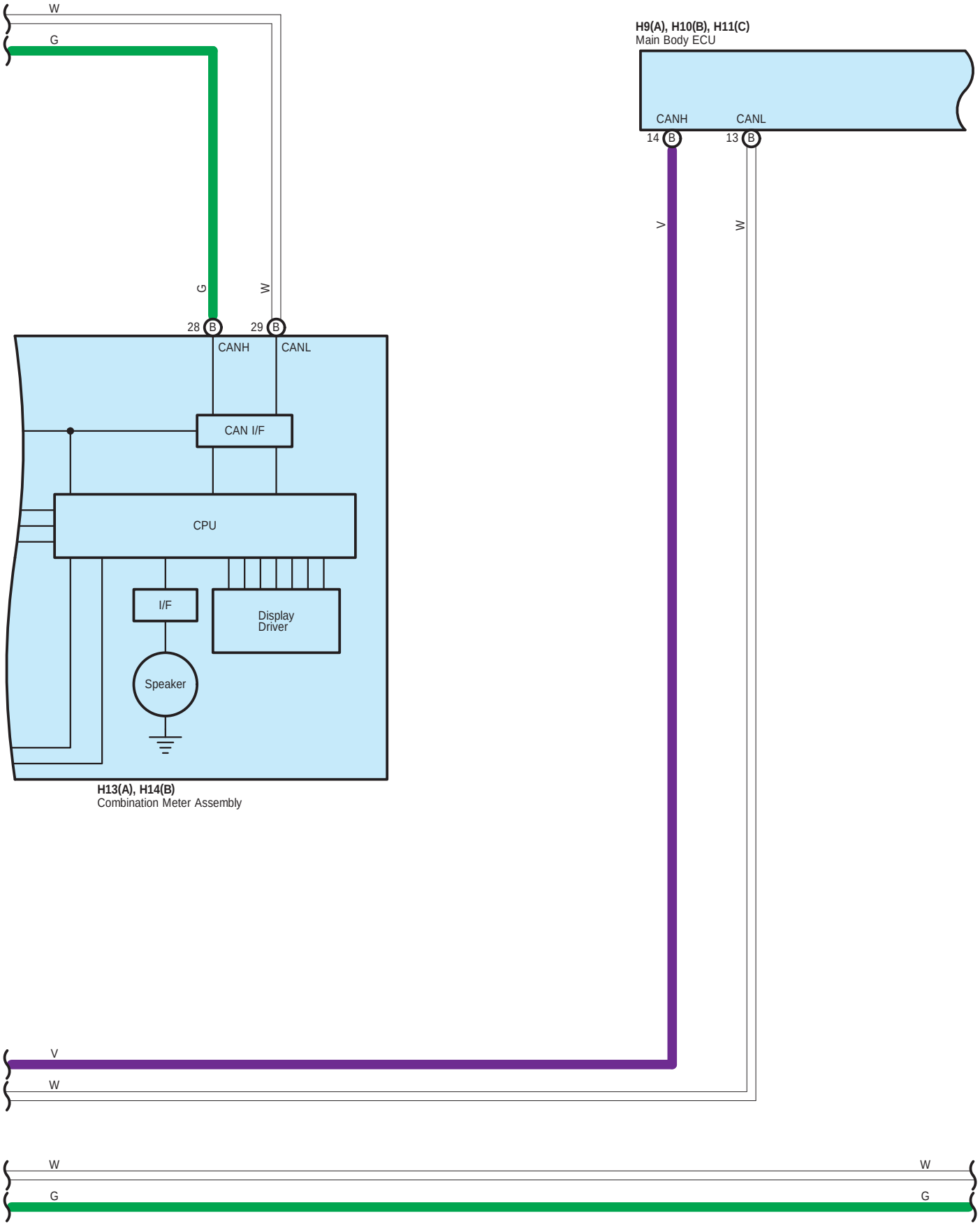
W
G
H9(A), H10(B), H11(C)
Main Body ECU
CANH
CANL
14 B
13 B
V
W
G
W
28 B
29 B
CANH
CANL
CAN I/F
CPU
I/F
Display Driver
Speaker
H13(A), H14(B)
Combination Meter Assembly
V
W
W
W
G
G

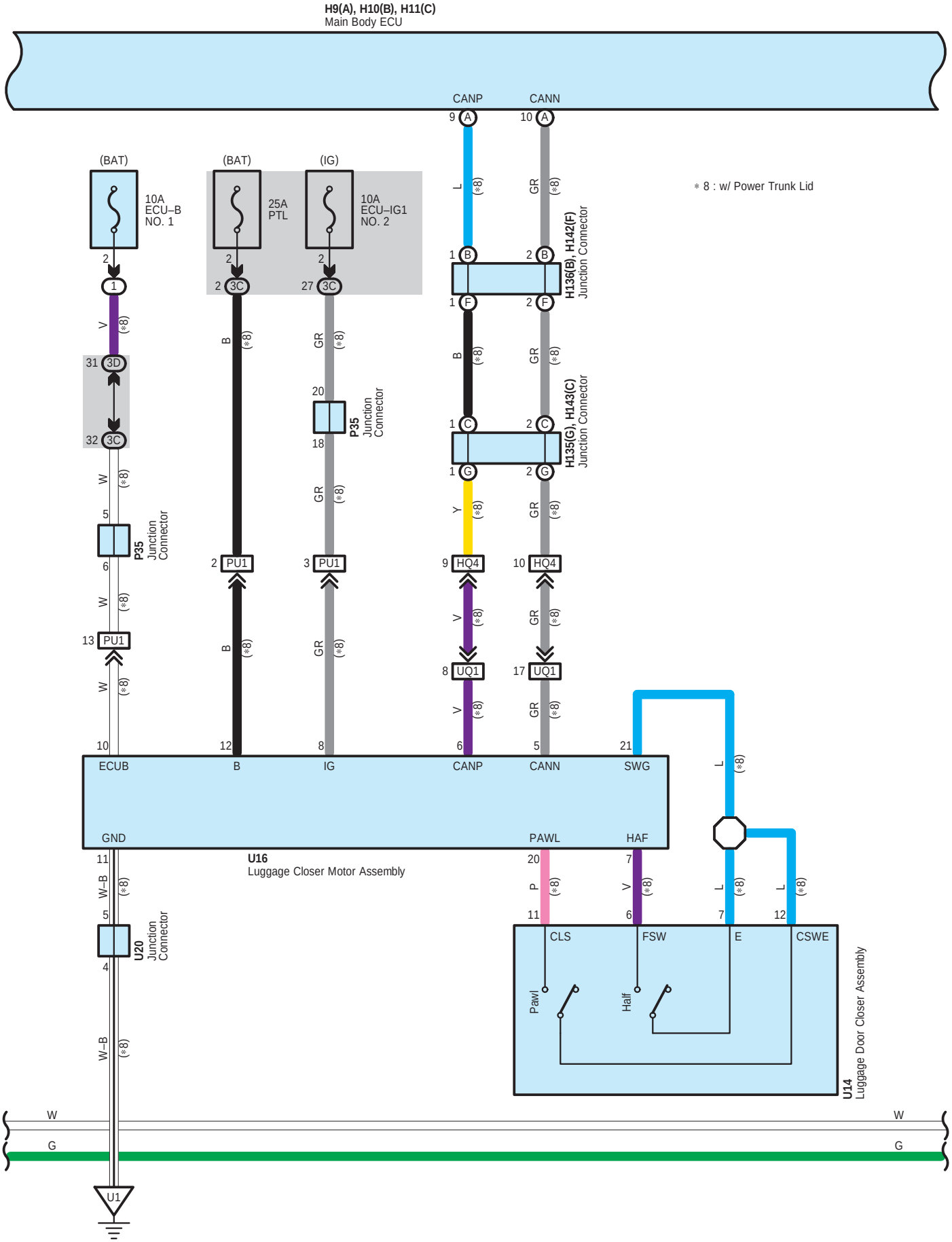
H9(A), H10(B), H11(C)
Main Body ECU
CANP
CANN
(BAT)
10A
ECU–B
NO. 1
(BAT)
25A
PTL
(IG)
10A
ECU–IG1
NO. 2
∗ 8 : w/ Power Trunk Lid
H136(B), H142(F)
Junction Connector
H135(G), H143(C)
Junction Connector
P35
Junction
Connector
P35
Junction
Connector
ECUB
B
IG
CANP
CANN
SWG
GND
PAWL
HAF
U16
Luggage Closer Motor Assembly
U20
Junction
Connector
CLS
FSW
E
CSWE
Pawl
Half
U14
Luggage Door Closer Assembly
U1

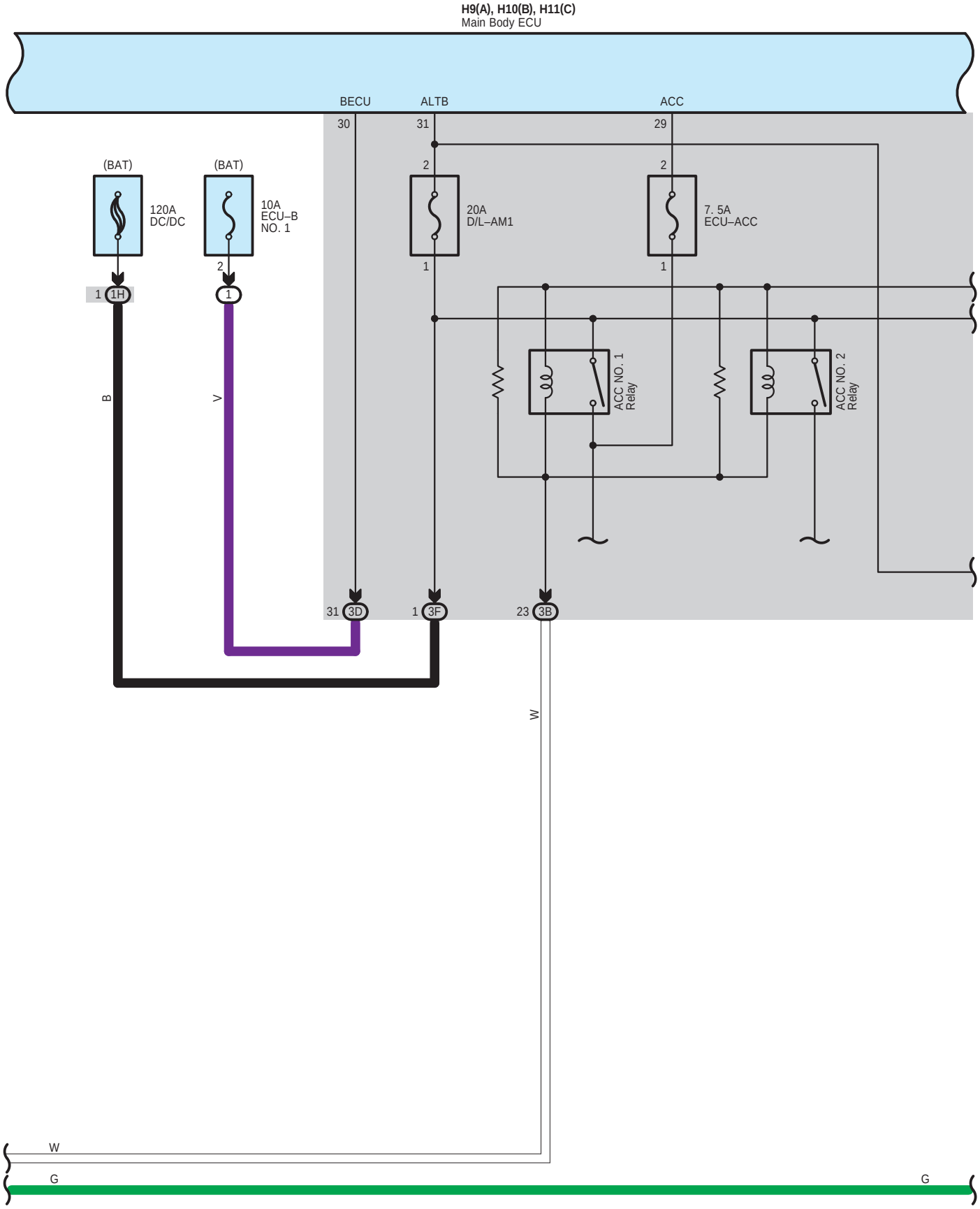
H9(A), H10(B), H11(C)
Main Body ECU
BECU
ALTB
ACC
30
31
29
(BAT)
(BAT)
120A
DC/DC
10A
ECU–B
NO. 1
20A
D/L–AM1
7. 5A
ECU–ACC
2
2
2
1
1
1
1H
1
B
V
ACC NO. 1
Relay
ACC NO. 2
Relay
31 3D
1 3F
23 3B
W
W
G
G

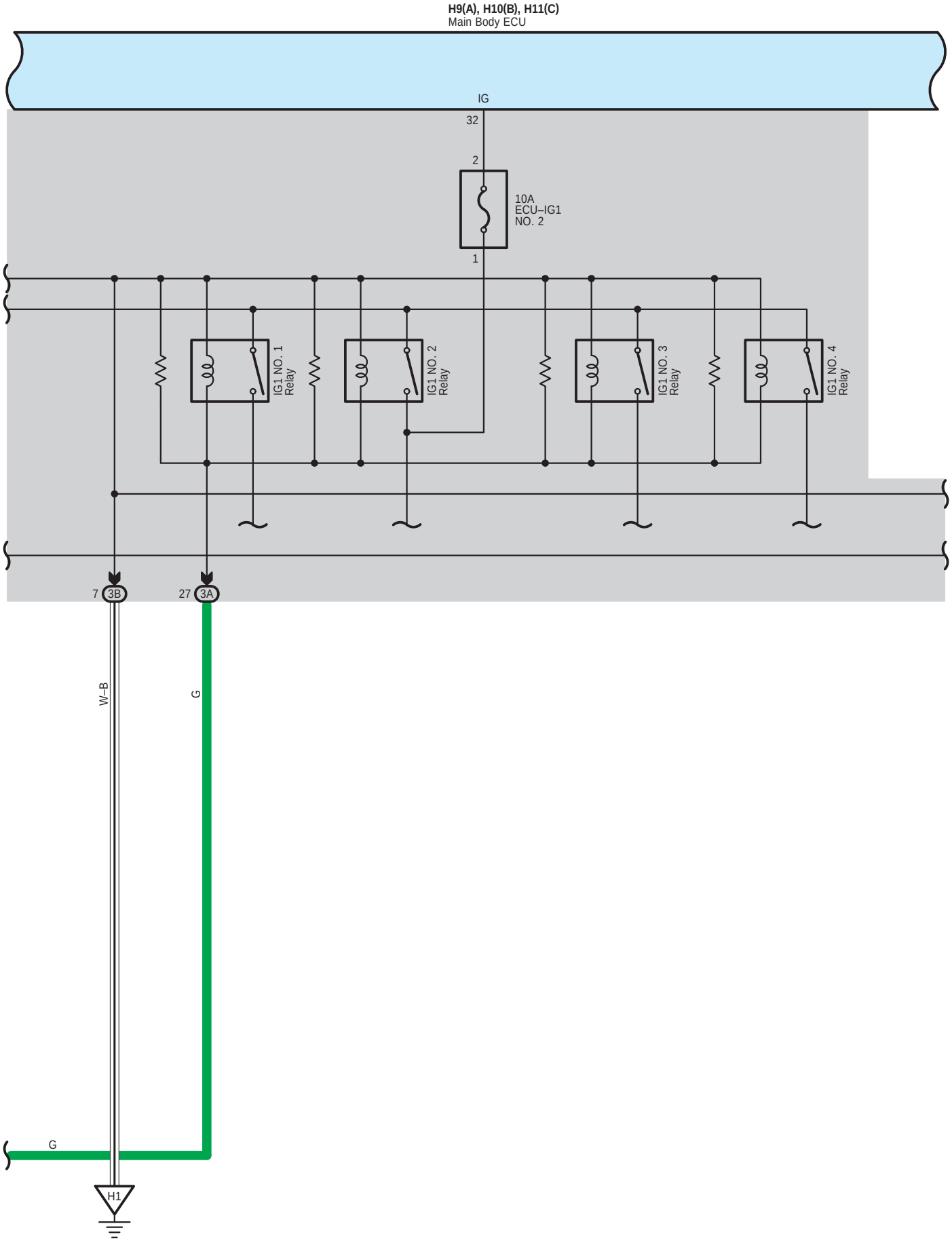
H9(A), H10(B), H11(C)
Main Body ECU
IG
32
2
10A
ECU–IG1
NO. 2
1
IG1 NO. 1
Relay
IG1 NO. 2
Relay
IG1 NO. 3
Relay
IG1 NO. 4
Relay
7
3B
27
3A
W–B
G
G
H1

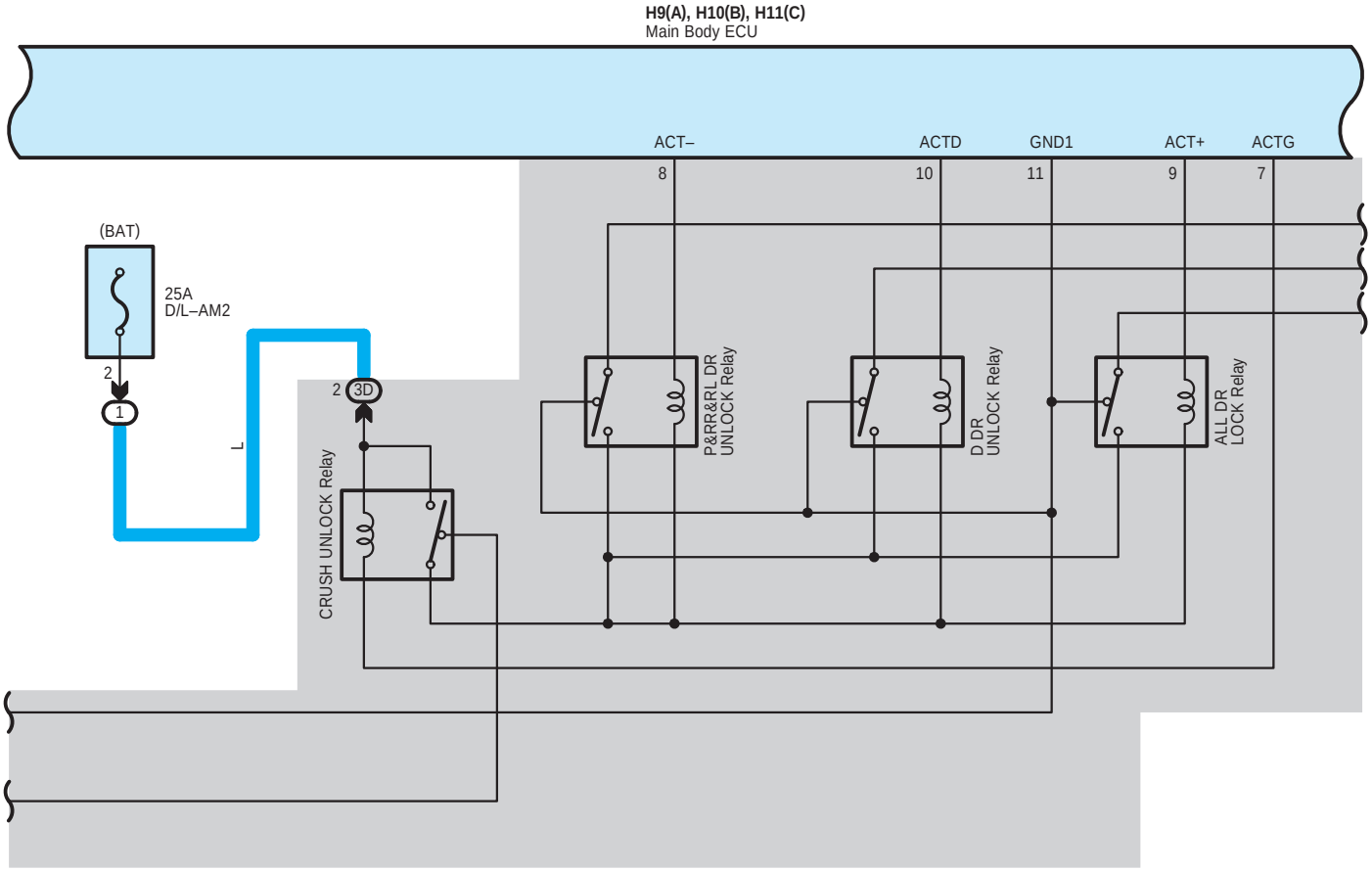
H9(A), H10(B), H11(C)
Main Body ECU
ACT–
ACTD
GND1
ACT+
ACTG
8
10
11
9
7
(BAT)
25A
D/L–AM2
2
1
L
2
3D
CRUSH UNLOCK Relay
P&RR&RL DR
UNLOCK Relay
D DR
UNLOCK Relay
ALL DR
LOCK Relay

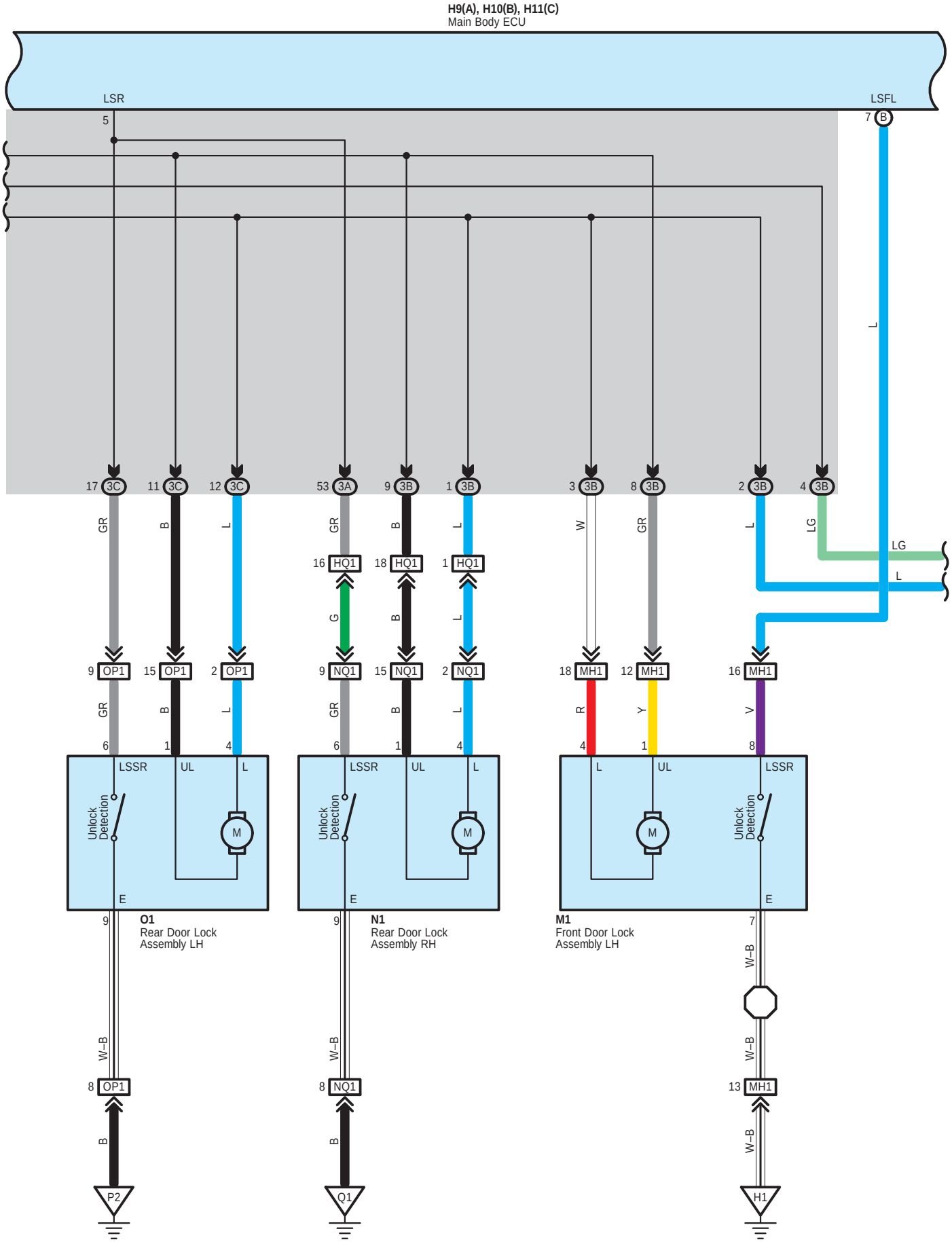
H9(A), H10(B), H11(C)
Main Body ECU
LSR
5
LSFL
7 B
L
17 3C
11 3C
12 3C
53 3A
9 3B
1 3B
3 3B
8 3B
2 3B
4 3B
GR
B
L
GR
B
L
W
GR
L
LG
LG
L
16 HQ1
18 HQ1
1 HQ1
G
B
L
9 OP1
15 OP1
2 OP1
9 NQ1
15 NQ1
2 NQ1
18 MH1
12 MH1
16 MH1
GR
B
L
GR
B
L
R
Y
V
6
1
4
6
1
4
4
1
8
LSSR
UL
L
Unlock Detection
M
E
9
O1
Rear Door Lock Assembly LH
W–B
8 OP1
B
P2
N1
Rear Door Lock Assembly RH
8 NQ1
Q1
M1
Front Door Lock Assembly LH
7
13 MH1
H1

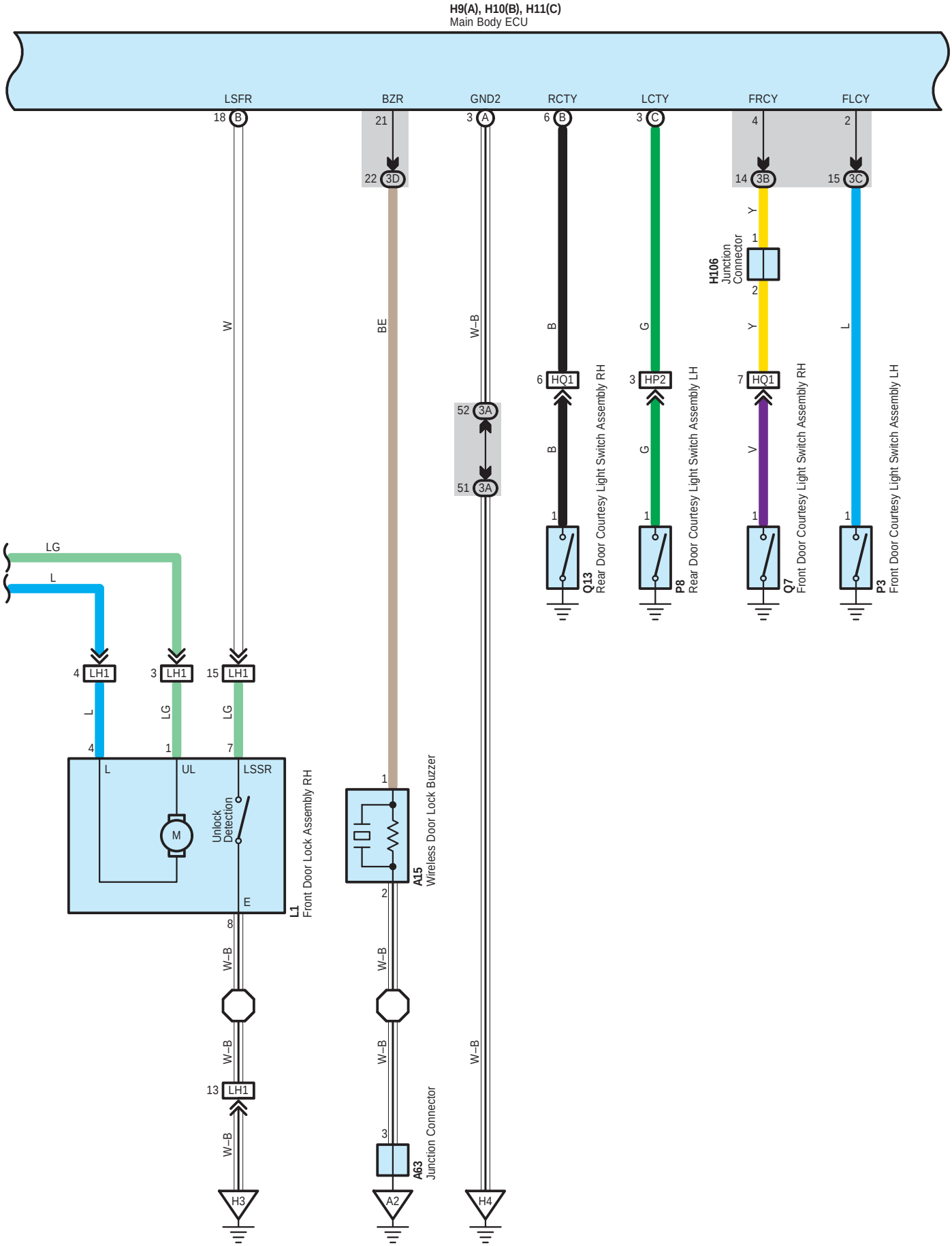
H9(A), H10(B), H11(C)
Main Body ECU
LSFR
BZR
GND2
RCTY
LCTY
FRCY
FLCY
18 B
21
22 3D
3 A
6 B
3 C
4
14 3B
2
15 3C
W
BE
W–B
B
G
Y
L
H106
Junction
Connector
6 HQ1
3 HP2
7 HQ1
52 3A
51 3A
V
Q13
Rear Door Courtesy Light Switch Assembly RH
P8
Rear Door Courtesy Light Switch Assembly LH
Q7
Front Door Courtesy Light Switch Assembly RH
P3
Front Door Courtesy Light Switch Assembly LH
LG
L
4 LH1
3 LH1
15 LH1
UL
LSSR
Unlock
Detection
M
E
L1
Front Door Lock Assembly RH
A15
Wireless Door Lock Buzzer
13 LH1
A63
Junction Connector
H3
A2
H4

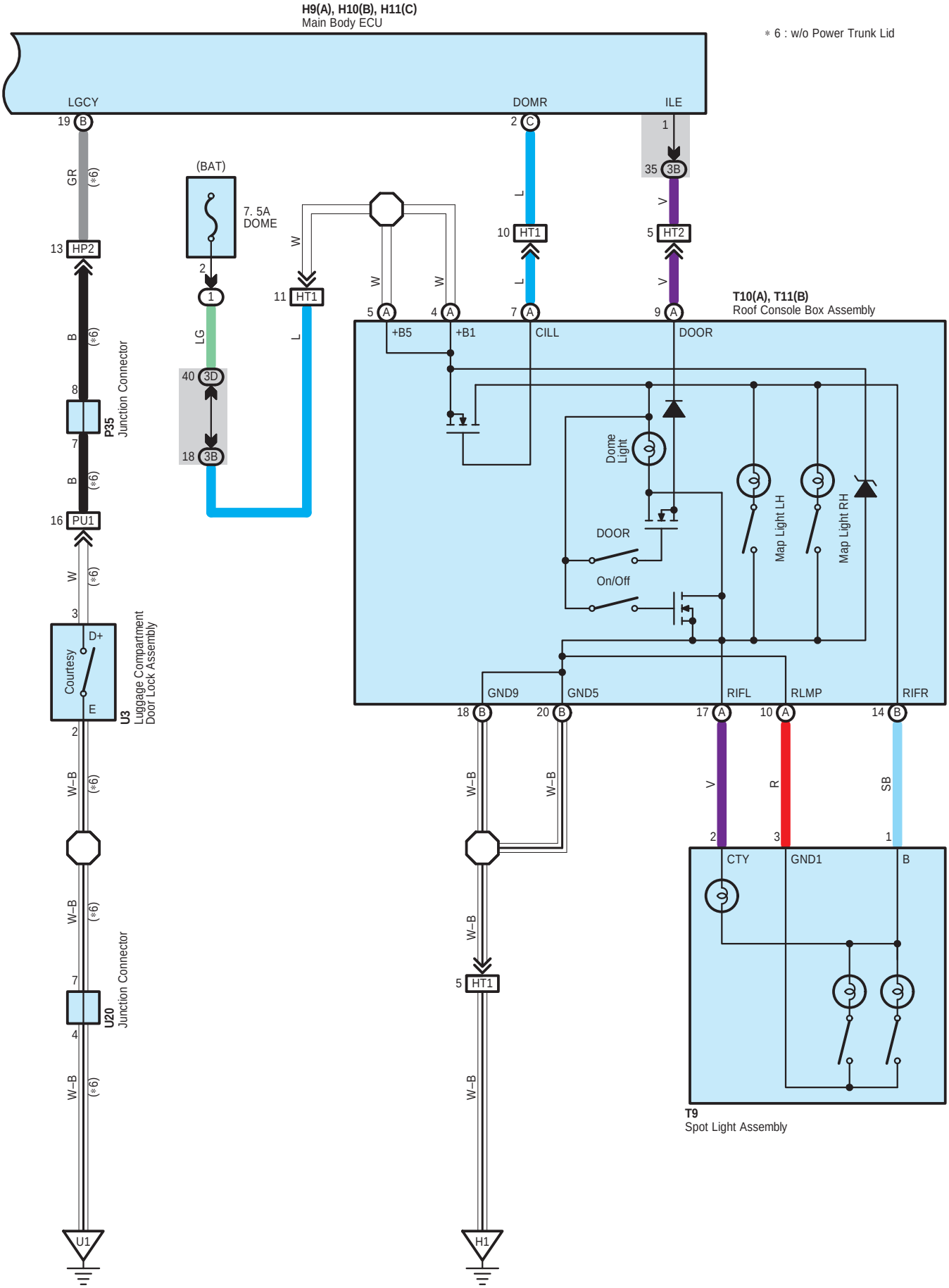
H9(A), H10(B), H11(C)
Main Body ECU
* 6 : w/o Power Trunk Lid
LGCY
DOMR
ILE
19 B
2 C
1
35 3B
GR (*6)
(BAT)
7. 5A
DOME
13 HP2
2
1
10 HT1
5 HT2
W
L
V
11 HT1
5 A
4 A
7 A
9 A
T10(A), T11(B)
Roof Console Box Assembly
+B5
+B1
CILL
DOOR
B (*6)
LG
40 3D
18 3B
8
P35
Junction Connector
7
B (*6)
16 PU1
Dome Light
DOOR
On/Off
Map Light LH
Map Light RH
W (*6)
3
D+
Courtesy
E
U3
Luggage Compartment
Door Lock Assembly
GND9
GND5
RIFL
RLMP
RIFR
18 B
20 B
17 A
10 A
14 B
2
W–B (*6)
W–B
W–B
V
R
SB
2
3
1
CTY
GND1
B
W–B (*6)
W–B
5 HT1
7
U20
Junction Connector
4
W–B (*6)
W–B
T9
Spot Light Assembly
U1
H1

A 15
Gray



A 24
Black

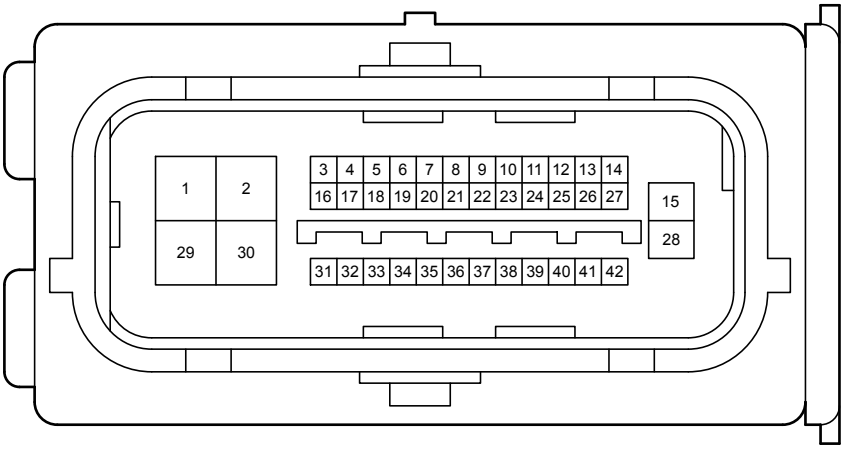

A 33
Gray

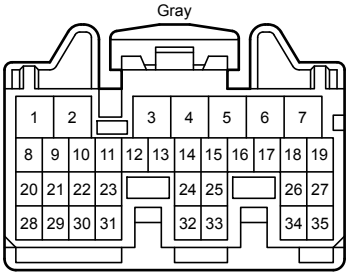

A 62
White

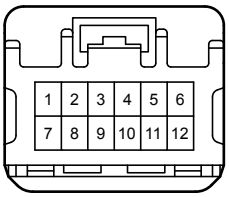

A 63
Gray

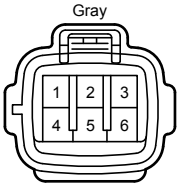

D 10
Gray

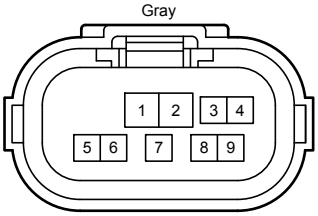

D 65
Gray

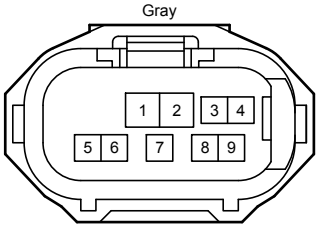

H 1
Gray

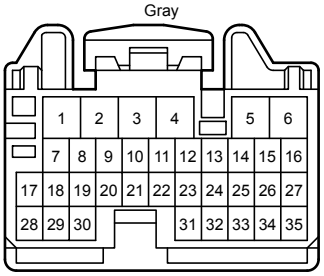

H 2
Gray

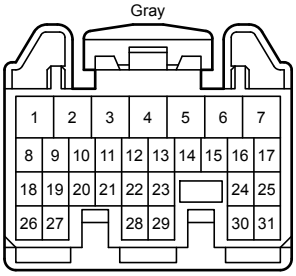

H 9
White

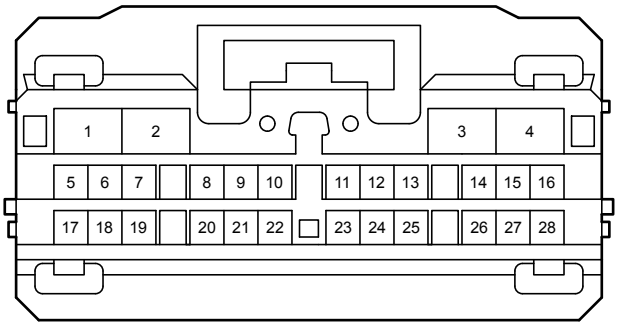

H 10
White

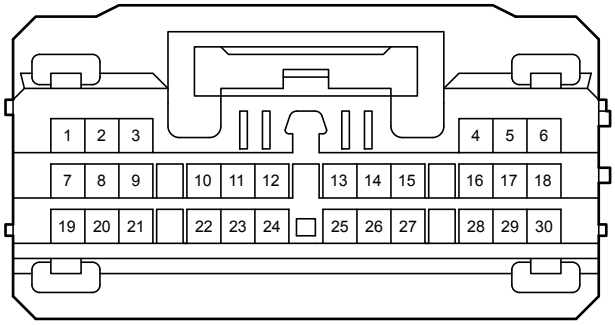

H 11
White

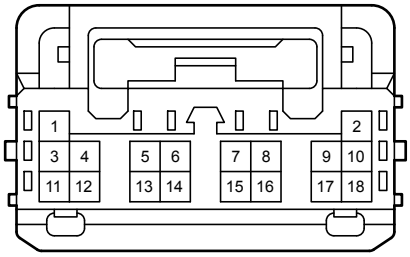

H 13
Black

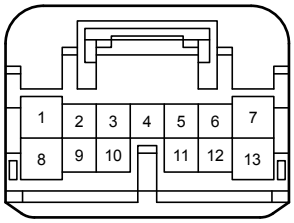

H 14
Black

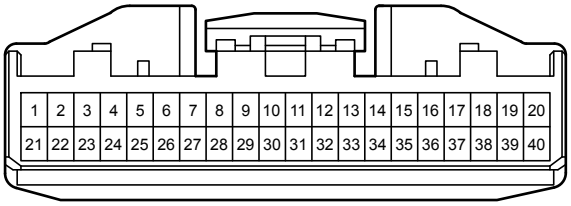

H 15
White

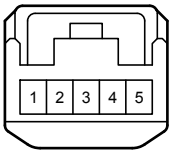

H 18
Black

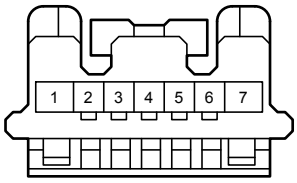

H 32
White

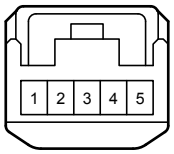

H 35
White

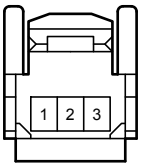

H 44
Black

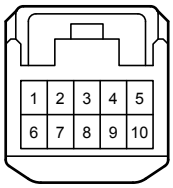

H 57
White

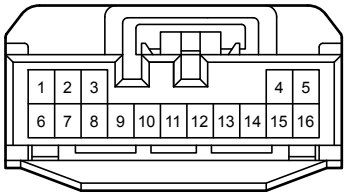

H 58
White

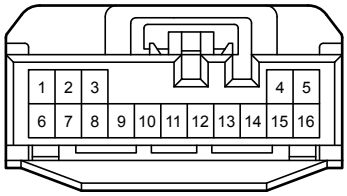

H 97
White

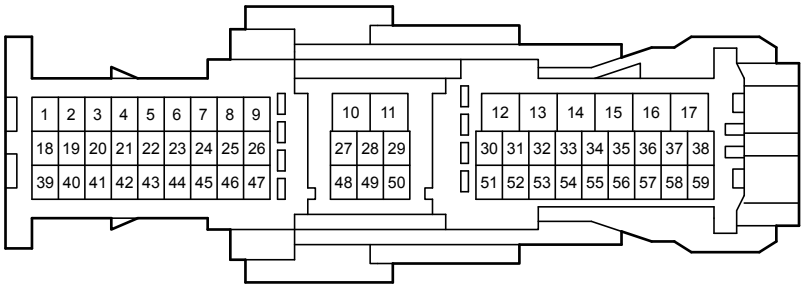

H106
Blue

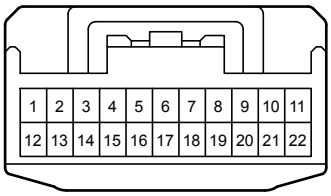

H107
Gray

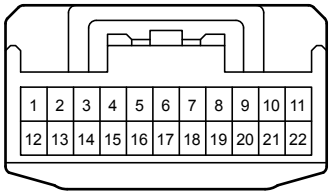

H108
Gray

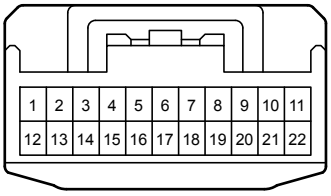

H109
Black

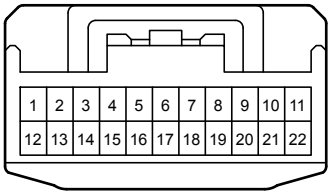

H111
Gray

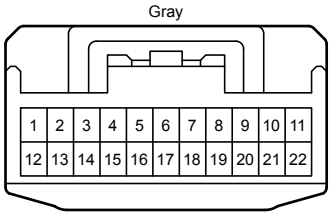

H114
Black

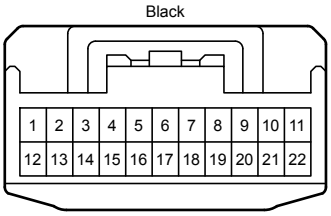

H116
White

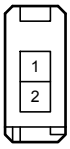

H117
White

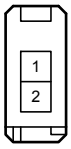

H118
White

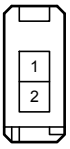

H122
White

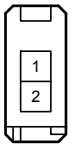

H127
White

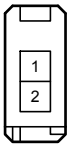

H130
White

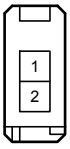

H131
White

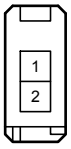

H135
White

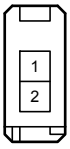

H136
White

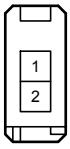

H142
White

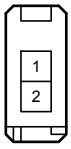

H143
White

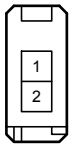

H178
White

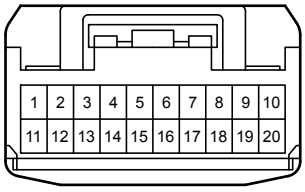

H179
White

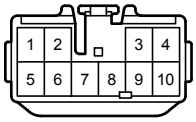

L 1
White

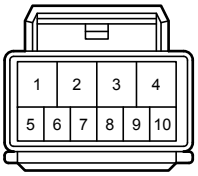

L 12
Gray



M 1
White

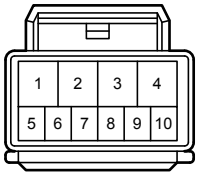

M 11
Gray



N 1
White

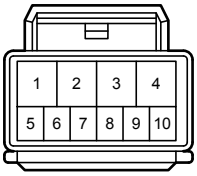

N 8
Gray



O 1
White

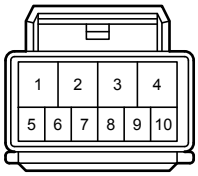

O 8
Gray



P 3
Black

P 6
White

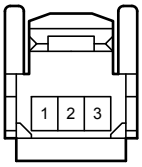

P 8
White

P 29
White



P 30
Blue

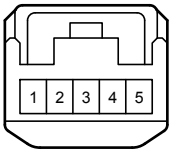

P 35
White

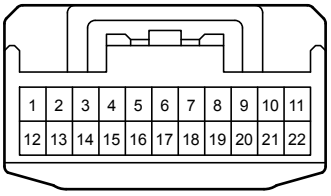

Q 2
White

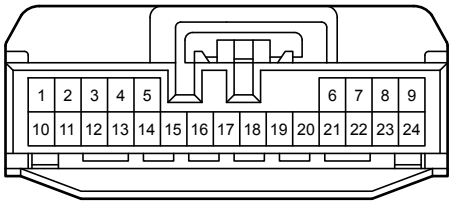

Q 7
Black

Q 13
White

Q 25
White

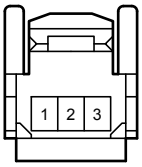

T 9
White

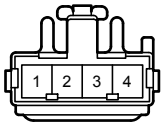

T 10
White

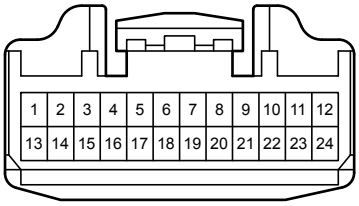

T 11
White

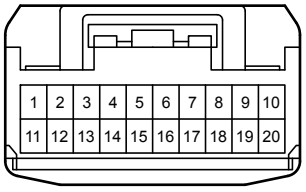

U 3
Black



U 10
White

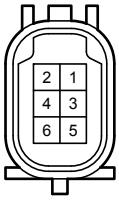

U 11
White

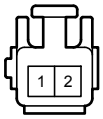

U 14
White

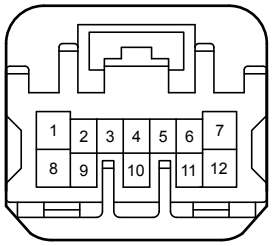

U 16
White

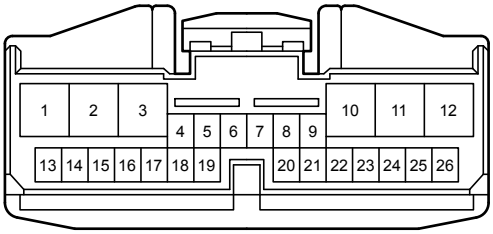

U 20
White

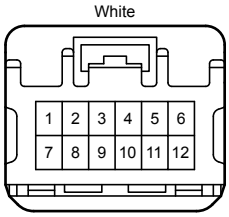

1C
White

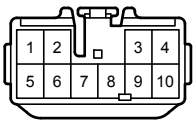

1H

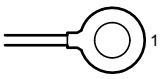

3A
White

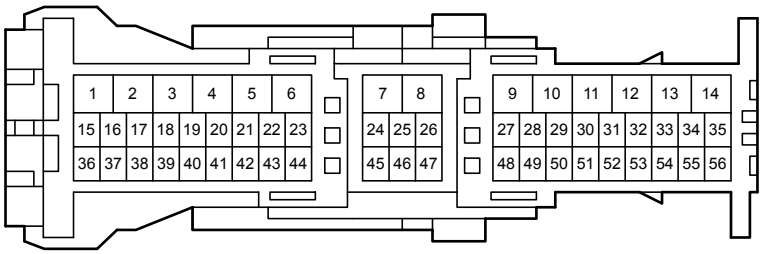

3B
White

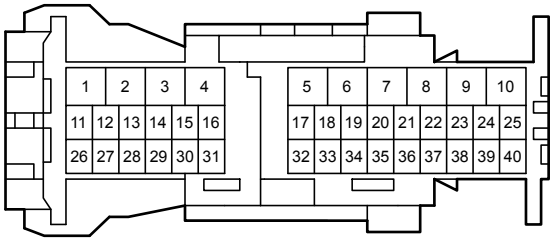

3C
White

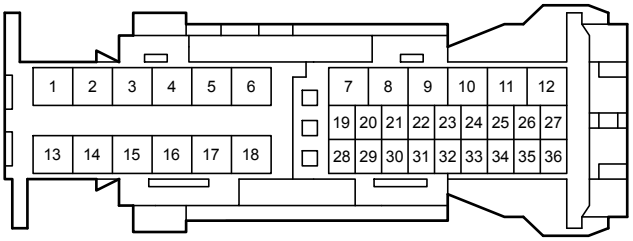

3D
White

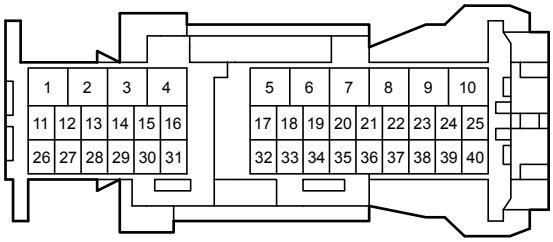

3F
White

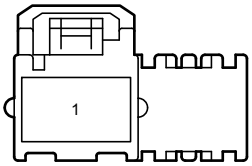

AA2
White

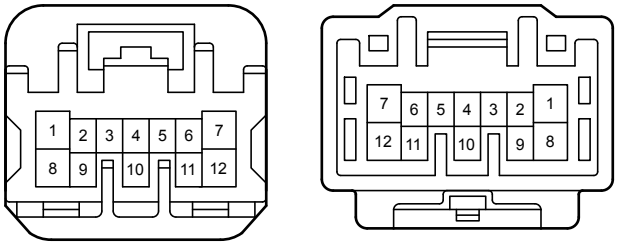

AH1
White

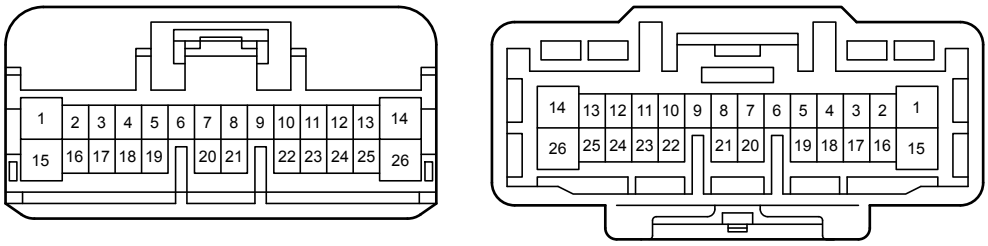

AH2
White

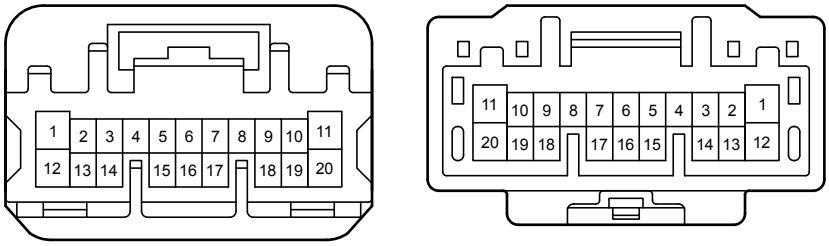

DA2
White

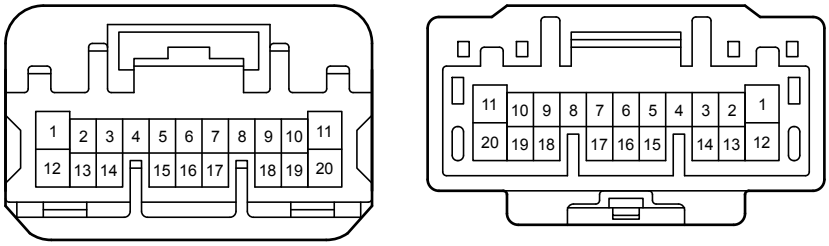

DA3
White

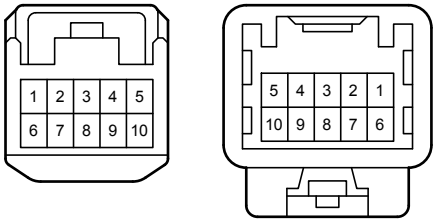

HA7
Gray

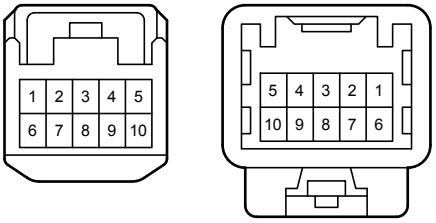

HP2
White

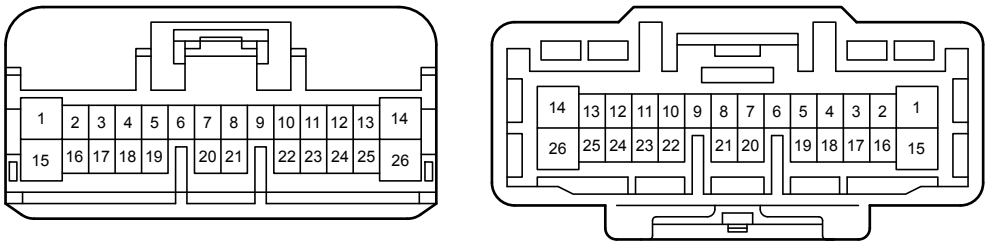

HP3
White

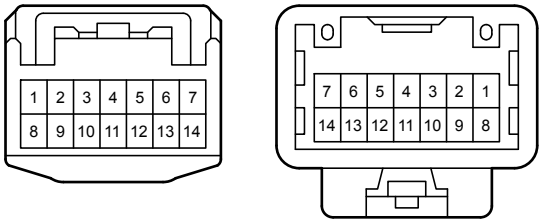

HQ1
White

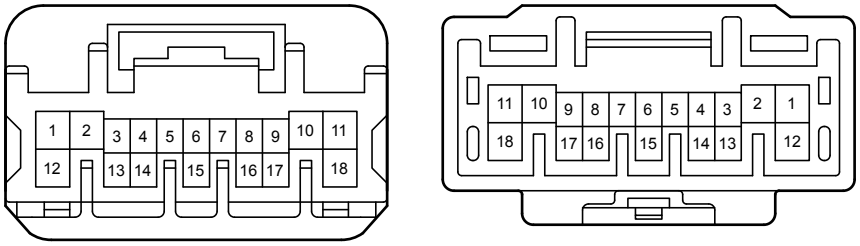

HQ2
White

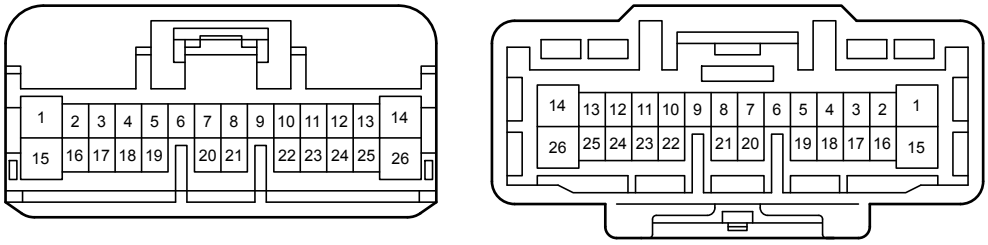

HQ4
White

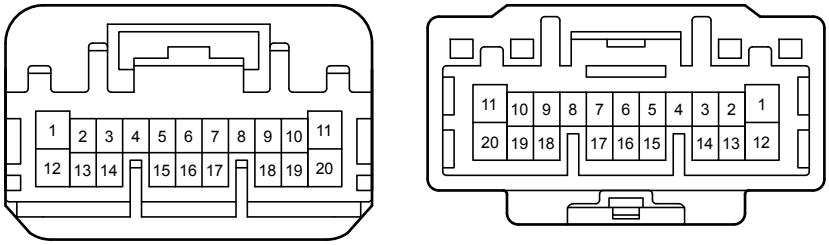

HT1
White

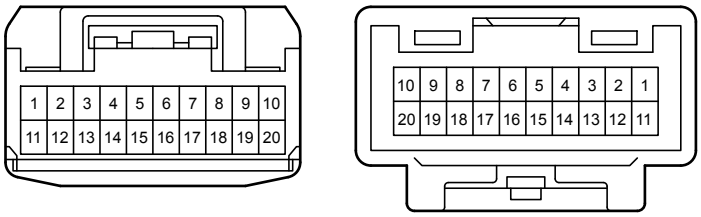

HT2
Gray

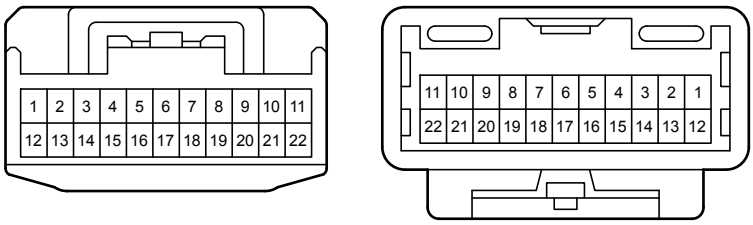

LH1
Gray

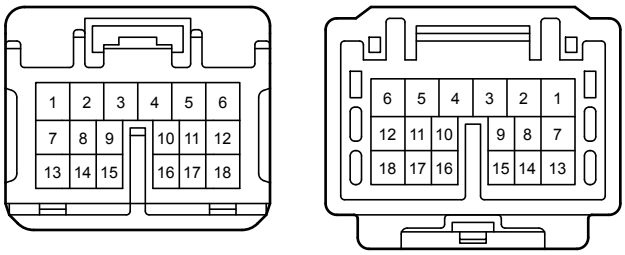

LH2
Blue

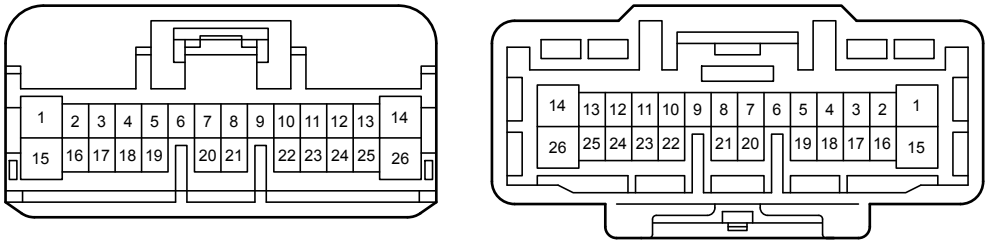

MH1
Blue

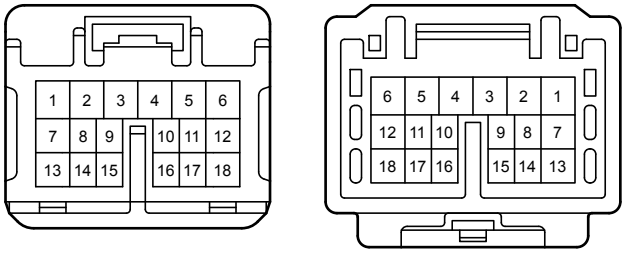

MH2
Gray

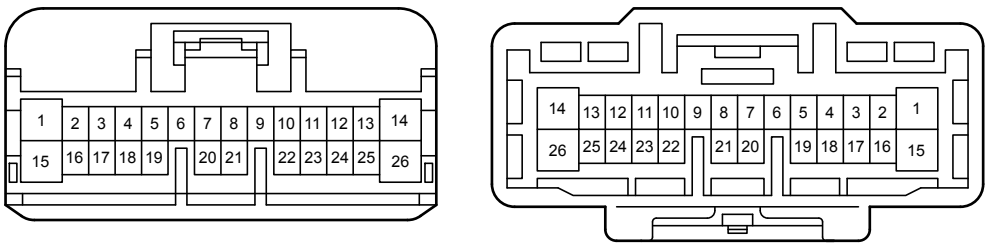

NQ1
White

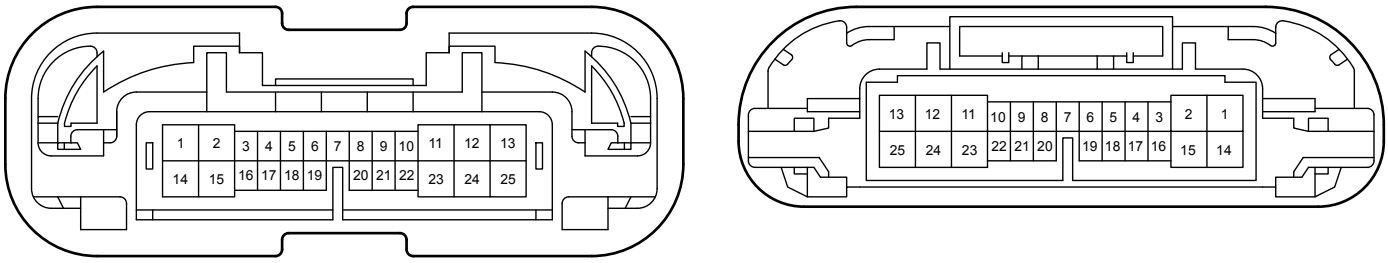

OP1
White

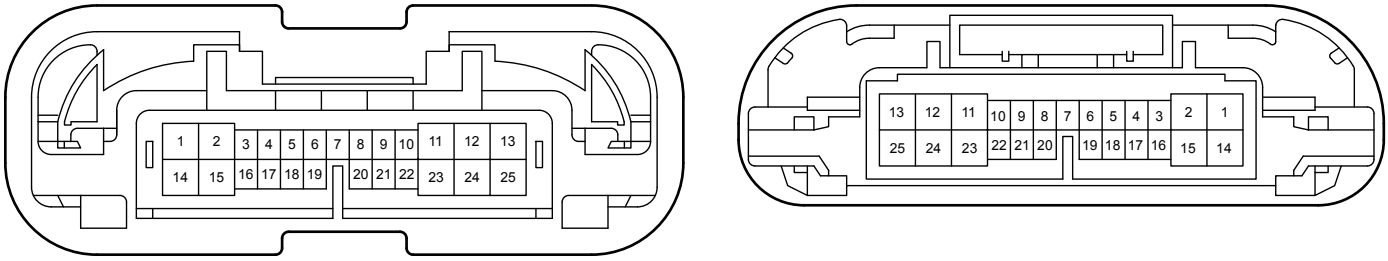

PU1
White

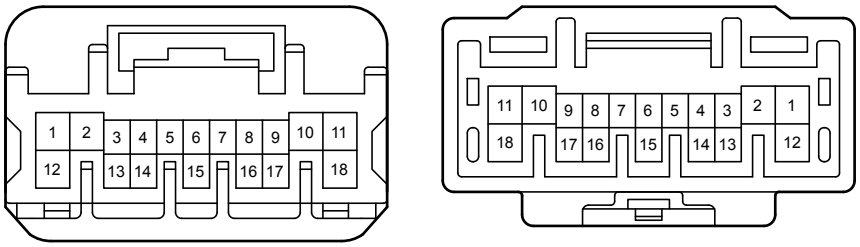
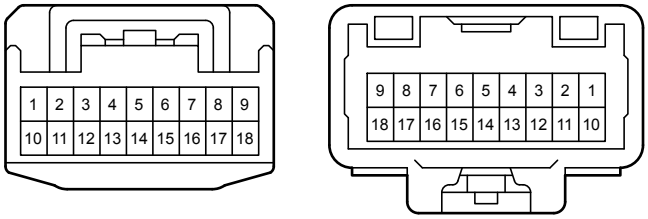
UQ1
White