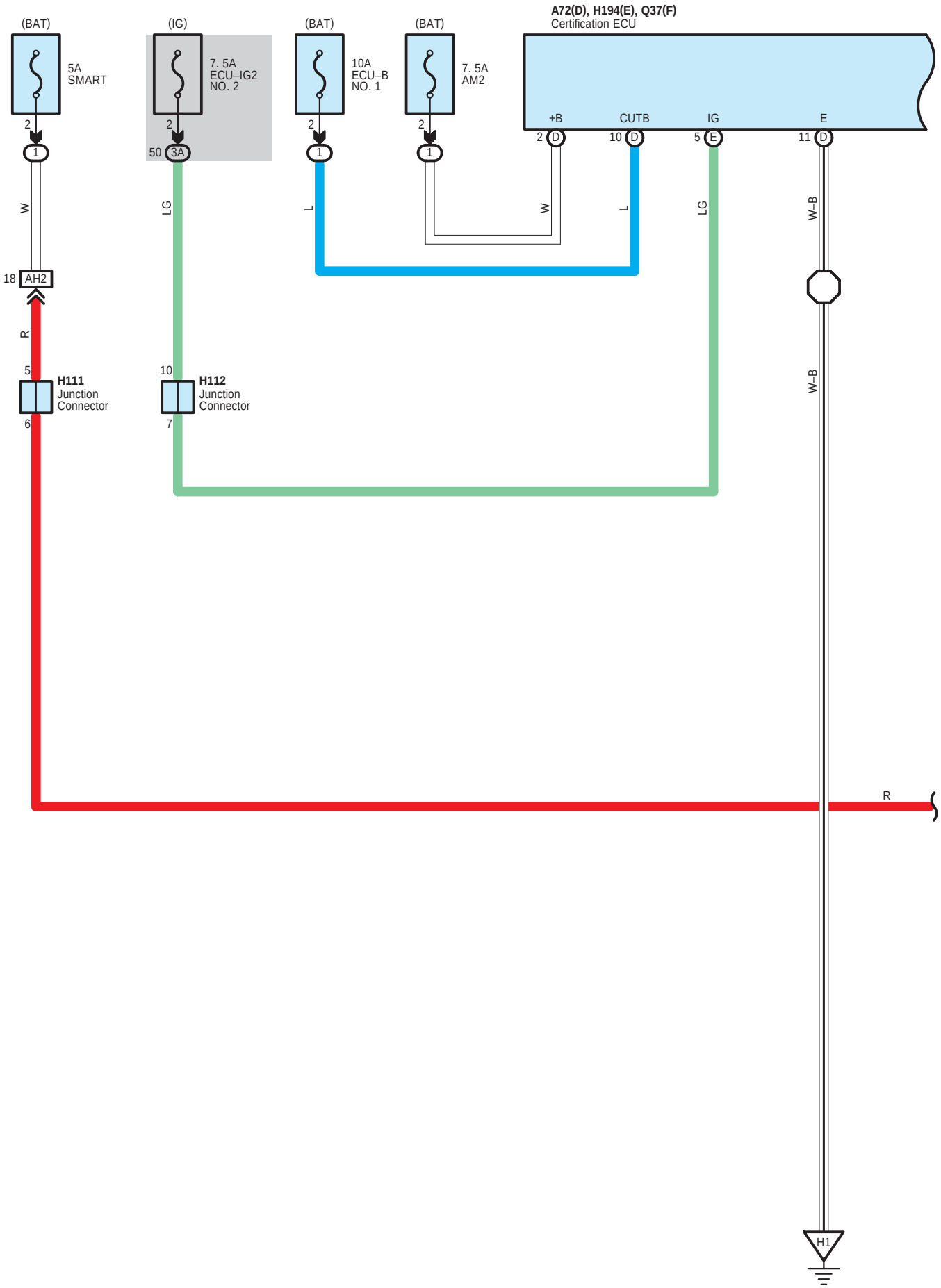
(BAT)
5A
SMART
(IG)
7. 5A
ECU–IG2
NO. 2
(BAT)
10A
ECU–B
NO. 1
(BAT)
7. 5A
AM2
A72(D), H194(E), Q37(F)
Certification ECU
+B
CUTB
IG
E
2
1
50
3A
2
1
2
1
2
D
10
D
5
E
11
D
W
LG
L
W
L
LG
W–B
18
AH2
R
5
6
H111
Junction
Connector
10
7
H112
Junction
Connector
W–B
R
H1

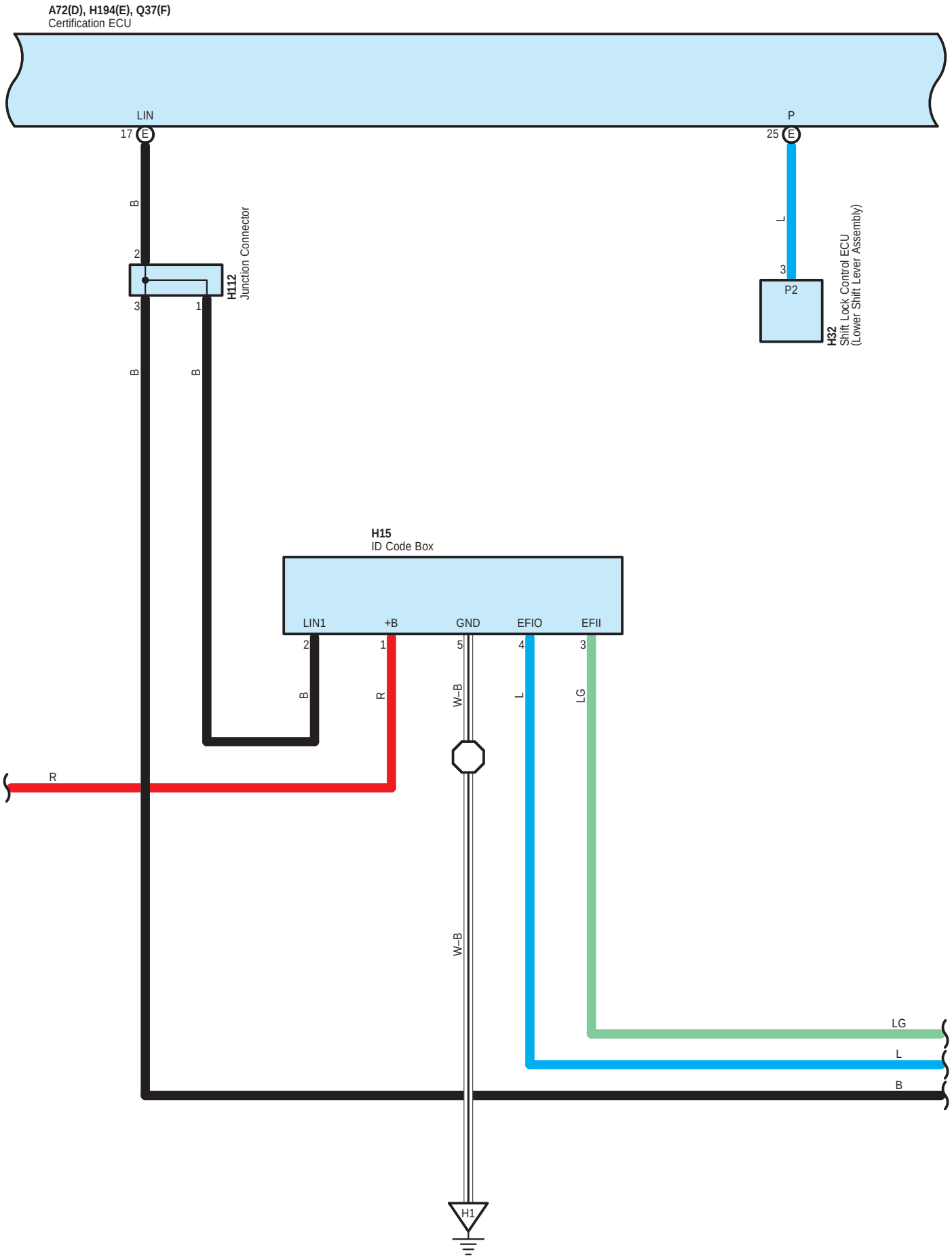
A72(D), H194(E), Q37(F)
Certification ECU
LIN
17
E
P
25
E
B
2
3
1
H112
Junction Connector
L
3
P2
H32
Shift Lock Control ECU
(Lower Shift Lever Assembly)
B
B
H15
ID Code Box
LIN1
+B
GND
EFIO
EFII
2
1
5
4
3
B
R
W–B
L
LG
R
W–B
LG
L
B
H1

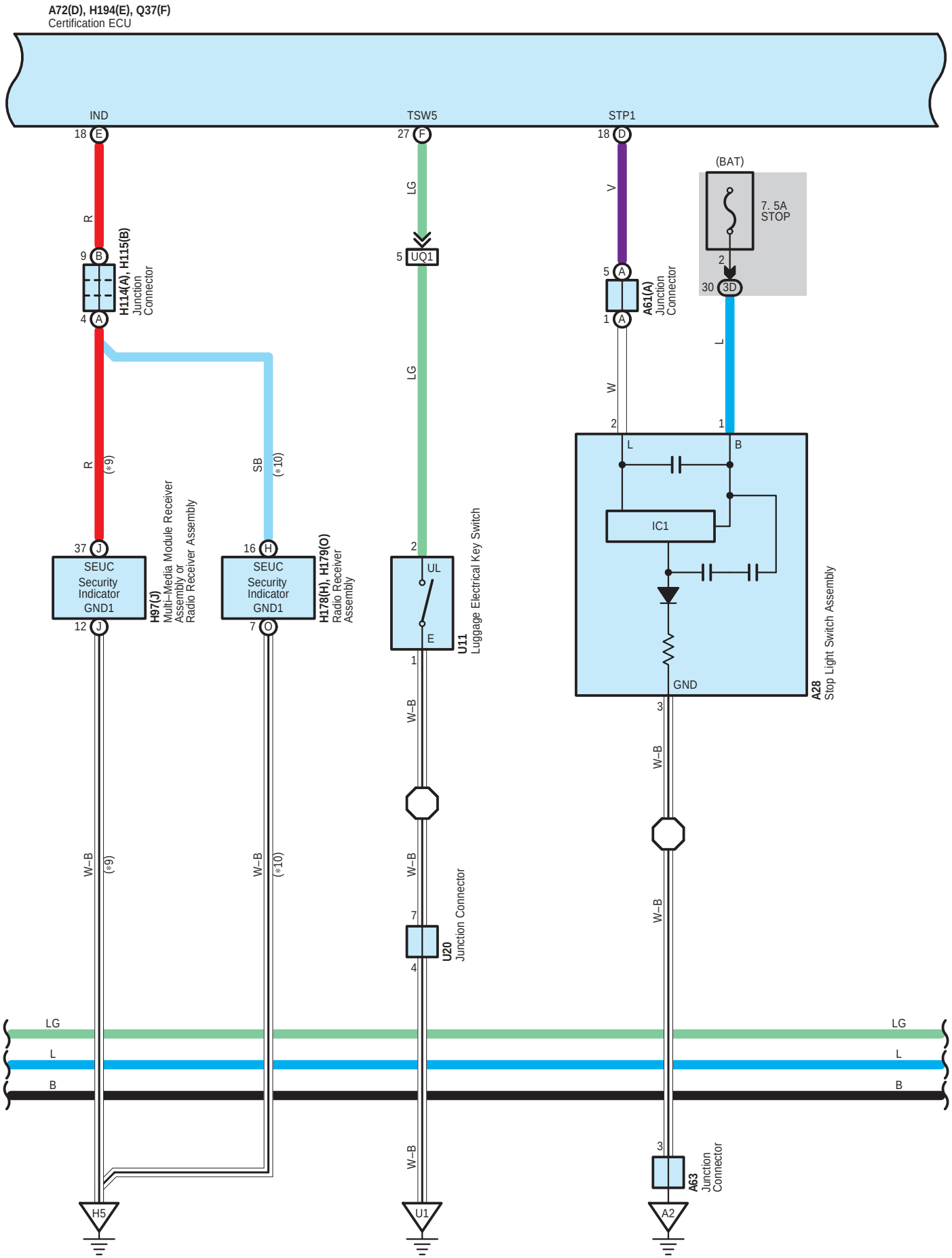
A72(D), H194(E), Q37(F)
Certification ECU
IND
TSW5
STP1
18 E
27 F
18 D
R
LG
V
9 B
5 UQ1
5 A
H114(A), H115(B)
Junction Connector
A61(A)
Junction Connector
(BAT)
7. 5A
STOP
2
30 3D
4 A
1 A
L
W
2
1
R
(*9)
SB
(*10)
L
B
IC1
37 J
16 H
2
SEUC
Security Indicator
GND1
SEUC
Security Indicator
GND1
UL
E
12 J
7 O
1
H97(J)
Multi-Media Module Receiver Assembly or Radio Receiver Assembly
H178(H), H179(O)
Radio Receiver Assembly
U11
Luggage Electrical Key Switch
GND
A28
Stop Light Switch Assembly
3
W–B
W–B
(*9)
W–B
(*10)
W–B
W–B
7
4
U20
Junction Connector
LG
L
B
LG
L
B
W–B
3
A63
Junction Connector
H5
U1
A2

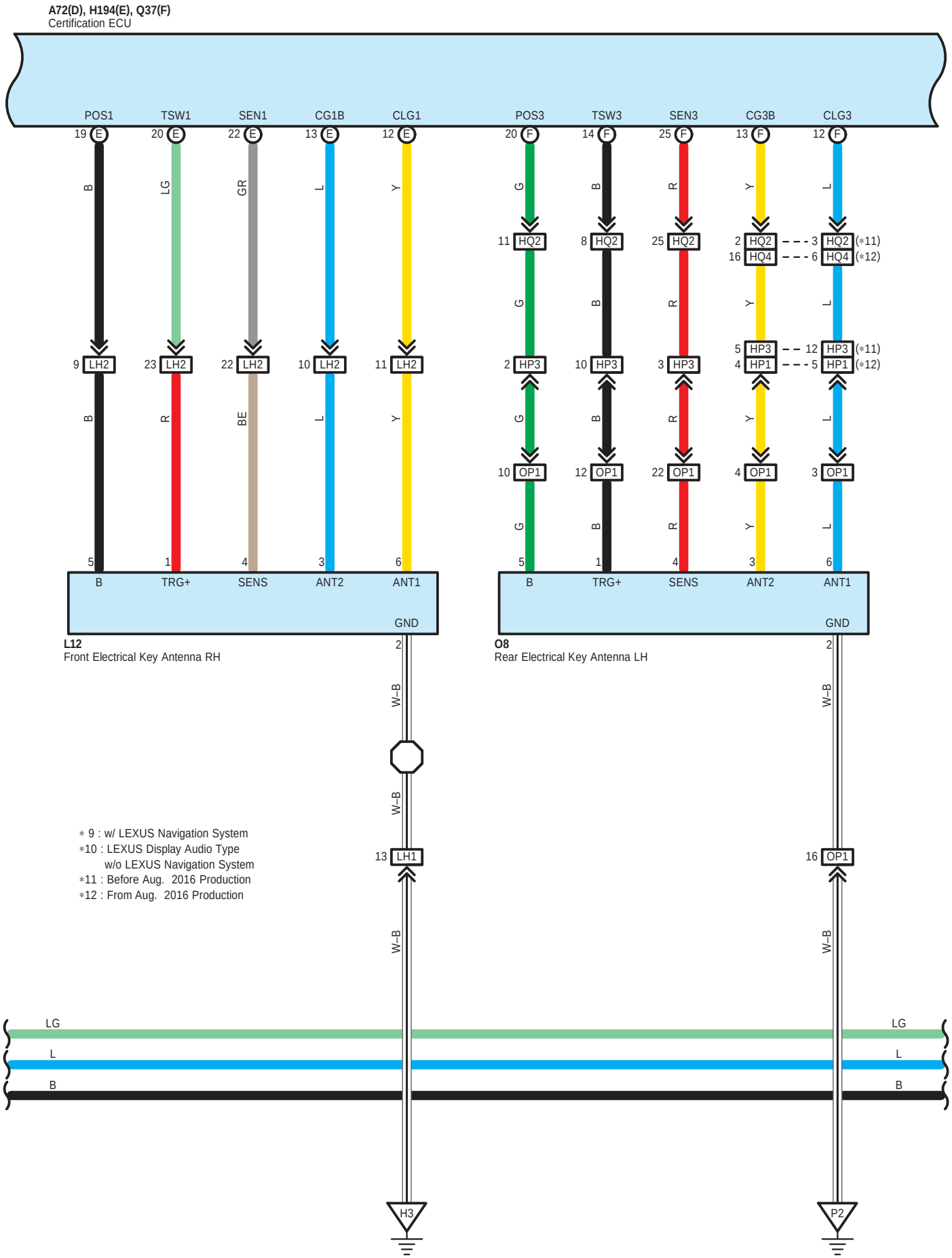
A72(D), H194(E), Q37(F)
Certification ECU
POS1
TSW1
SEN1
CG1B
CLG1
POS3
TSW3
SEN3
CG3B
CLG3
L12
Front Electrical Key Antenna RH
O8
Rear Electrical Key Antenna LH
B
TRG+
SENS
ANT2
ANT1
GND
W–B
LH1
OP1
H3
P2
∗ 9 : w/ LEXUS Navigation System
∗10 : LEXUS Display Audio Type
w/o LEXUS Navigation System
∗11 : Before Aug. 2016 Production
∗12 : From Aug. 2016 Production

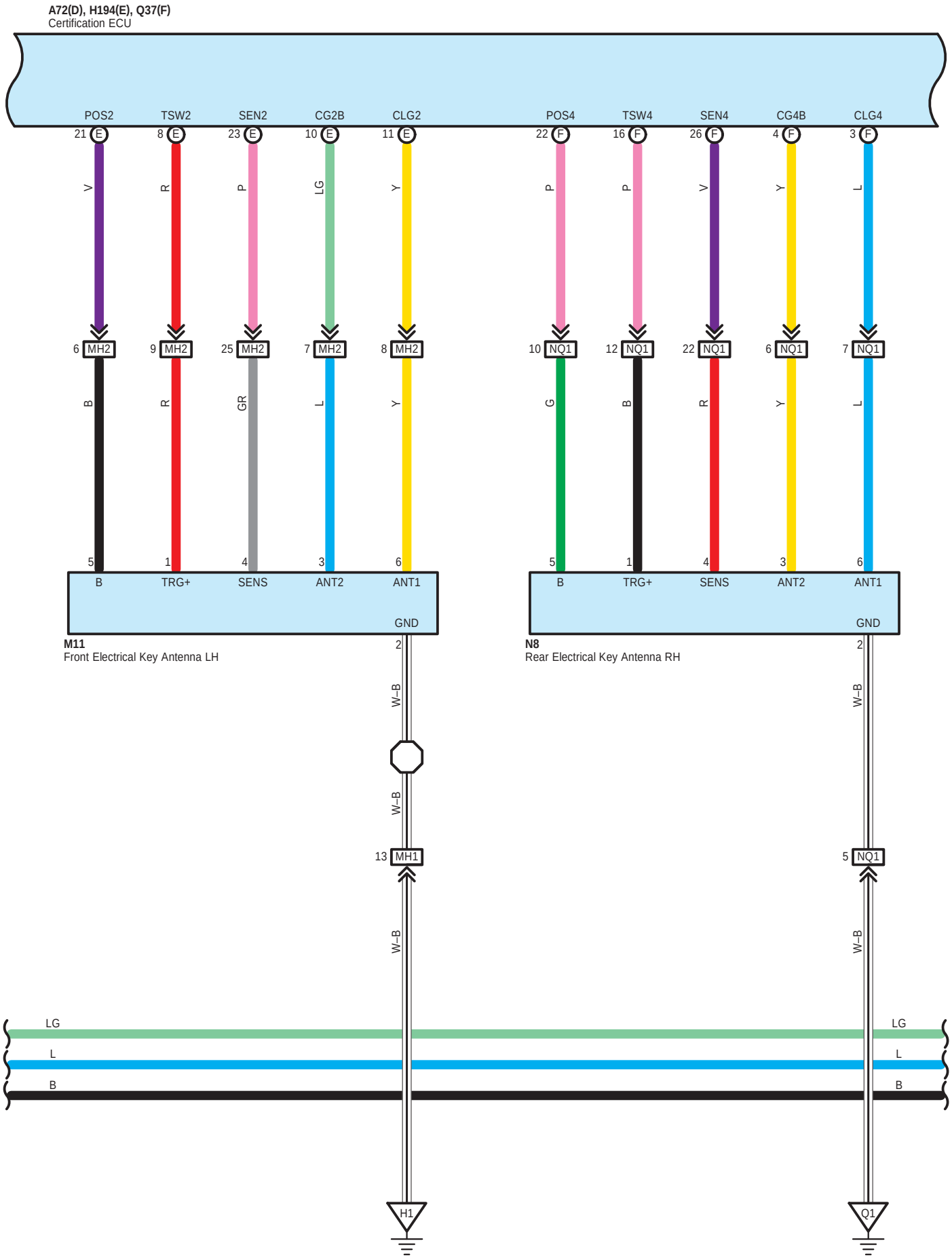
A72(D), H194(E), Q37(F)
Certification ECU
POS2
TSW2
SEN2
CG2B
CLG2
POS4
TSW4
SEN4
CG4B
CLG4
21 E
8 E
23 E
10 E
11 E
22 F
16 F
26 F
4 F
3 F
V
R
P
LG
Y
P
P
V
Y
L
6 MH2
9 MH2
25 MH2
7 MH2
8 MH2
10 NQ1
12 NQ1
22 NQ1
6 NQ1
7 NQ1
B
R
GR
L
Y
G
B
R
Y
L
5
1
4
3
6
B
TRG+
SENS
ANT2
ANT1
GND
M11
Front Electrical Key Antenna LH
2
N8
Rear Electrical Key Antenna RH
W–B
13 MH1
5 NQ1
LG
L
B
H1
Q1

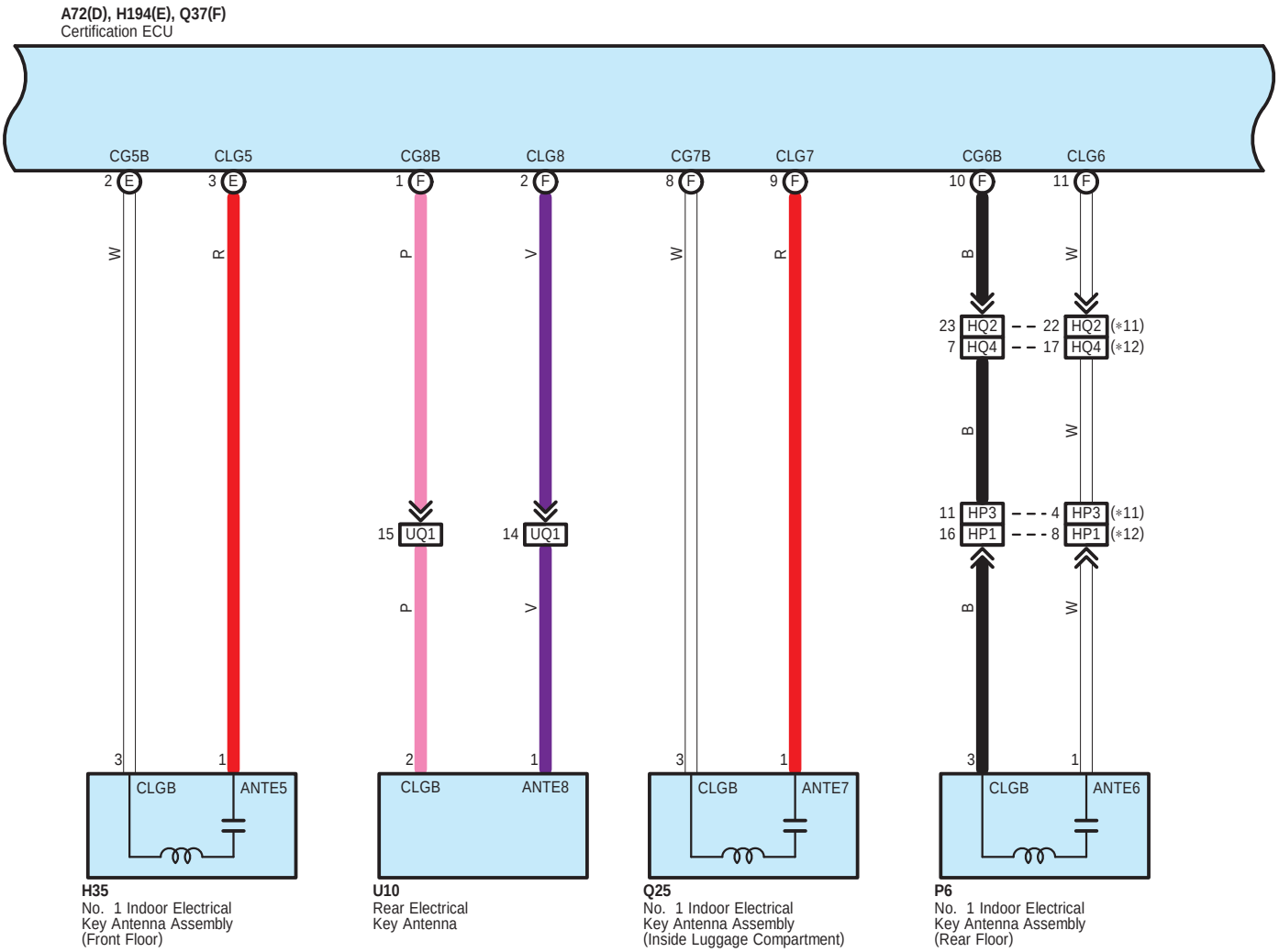

*11 : Before Aug. 2016 Production
*12 : From Aug. 2016 Production

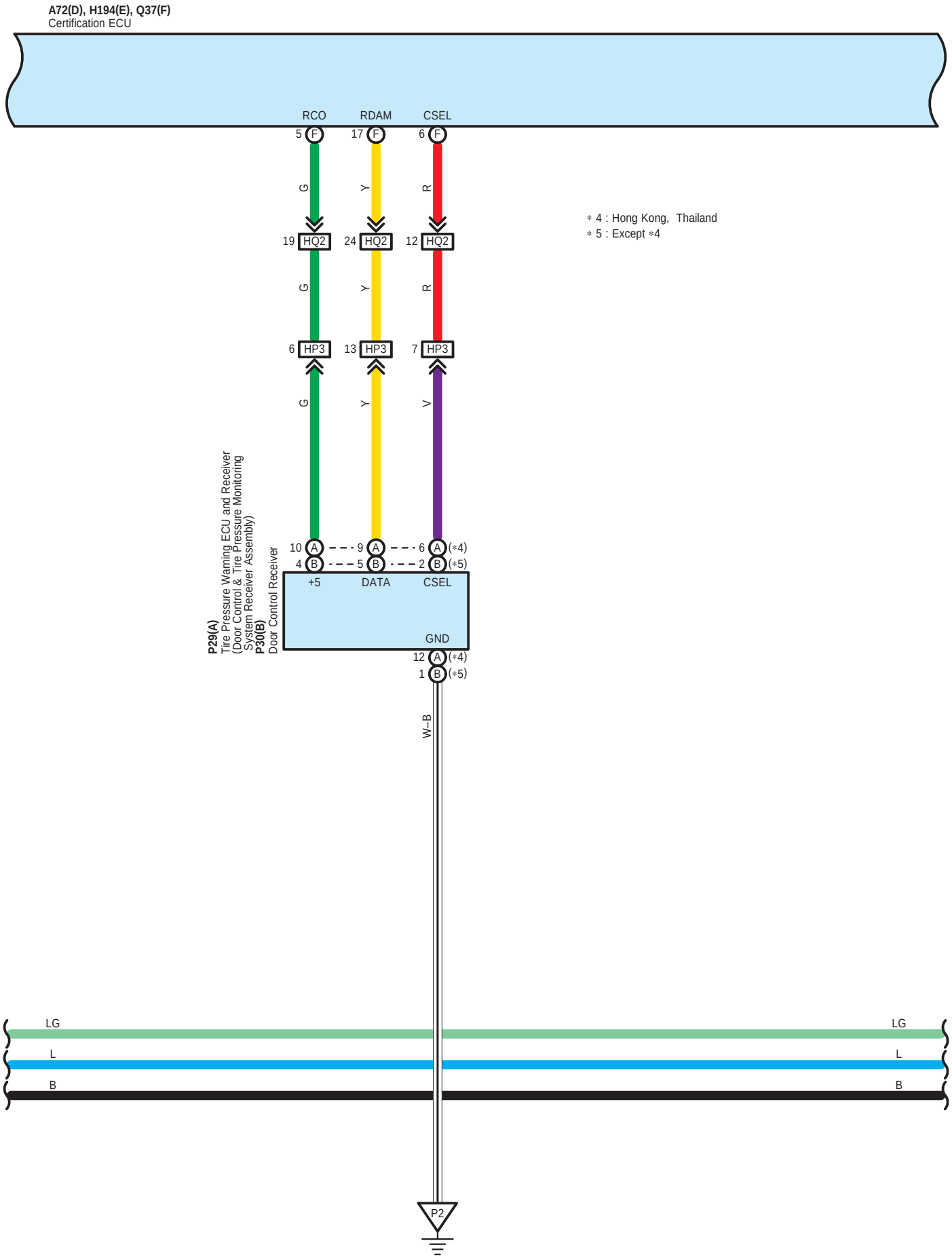
A72(D), H194(E), Q37(F)
Certification ECU
RCO
RDAM
CSEL
5 F
17 F
6 F
G
Y
R
19 HQ2
24 HQ2
12 HQ2
G
Y
R
6 HP3
13 HP3
7 HP3
G
Y
V
∗4 : Hong Kong, Thailand
∗5 : Except ∗4
P29(A)
Tire Pressure Warning ECU and Receiver
(Door Control & Tire Pressure Monitoring
System Receiver Assembly)
P30(B)
Door Control Receiver
10 A
4 B
9 A
5 B
6 A (∗4)
2 B (∗5)
+5
DATA
CSEL
GND
12 A (∗4)
1 B (∗5)
W–B
LG
L
B
LG
L
B
P2

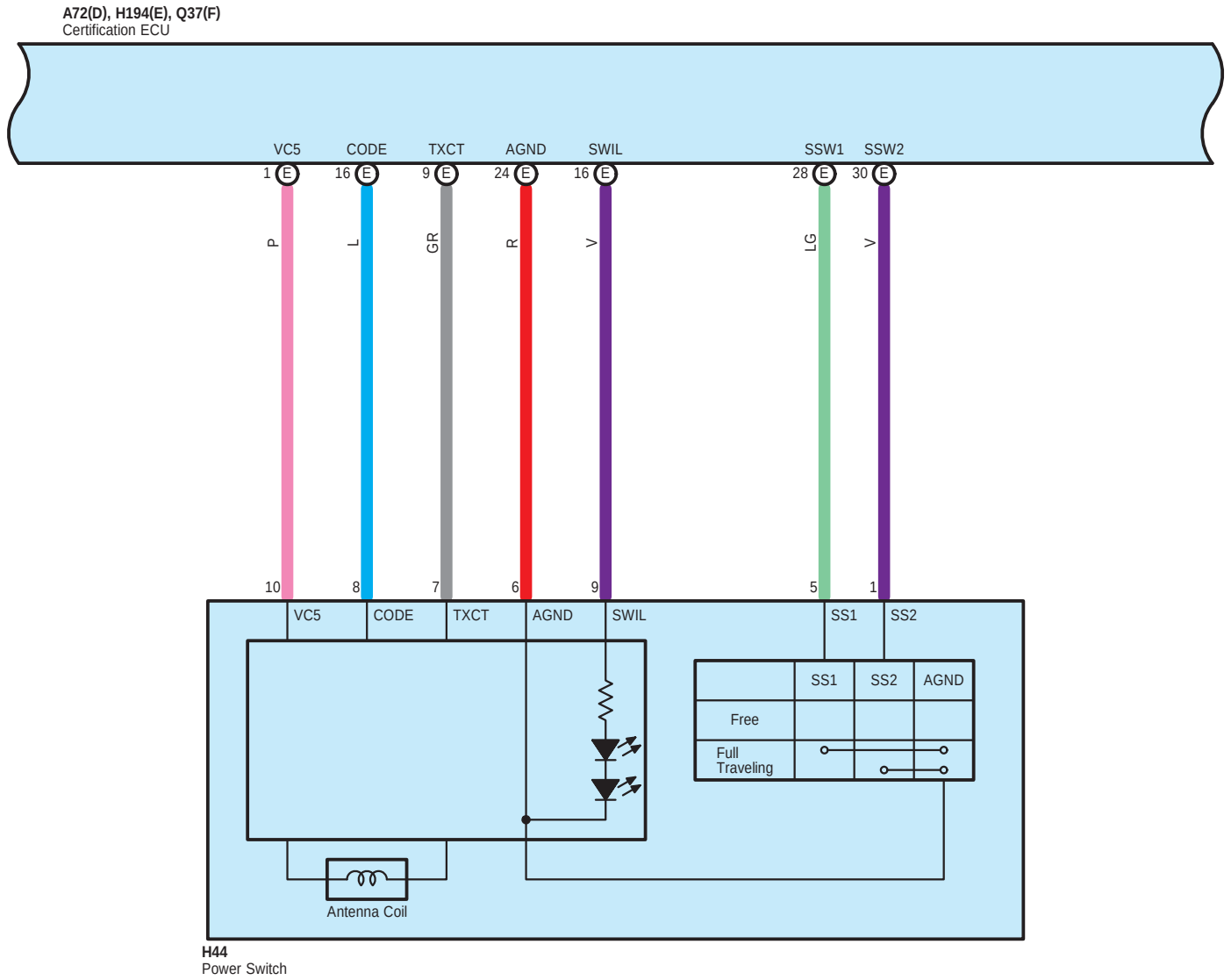
A72(D), H194(E), Q37(F)
Certification ECU
VC5
CODE
TXCT
AGND
SWIL
SSW1
SSW2
1 E
16 E
9 E
24 E
16 E
28 E
30 E
P
L
GR
R
V
LG
V
10
8
7
6
9
5
1
VC5
CODE
TXCT
AGND
SWIL
SS1
SS2
SS1
SS2
AGND
Free
Full Traveling
Antenna Coil
H44
Power Switch

LG
LG
L
L
B
B

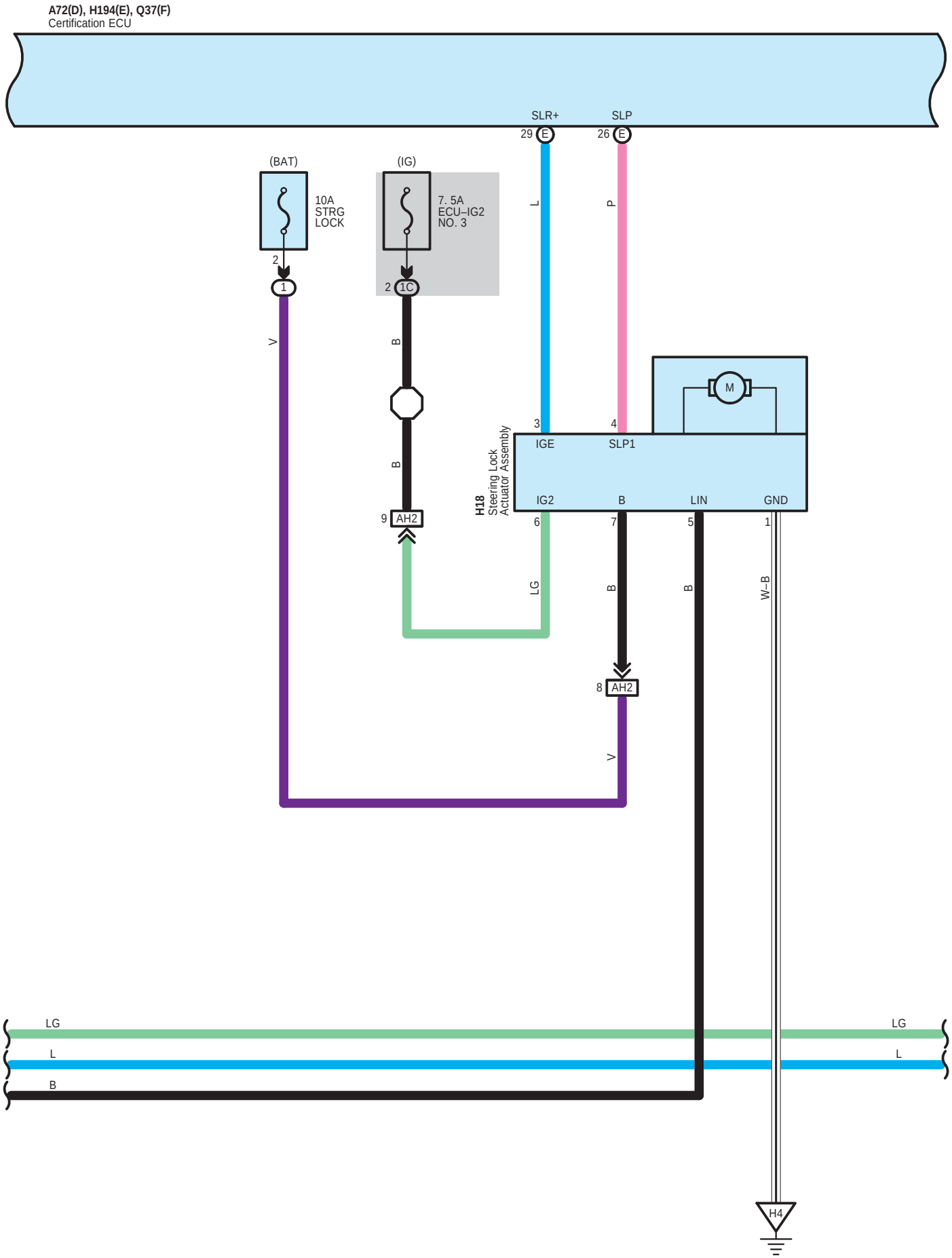
A72(D), H194(E), Q37(F)
Certification ECU
SLR+
SLP
29 E
26 E
(BAT)
10A
STRG
LOCK
2
1
(IG)
7. 5A
ECU–IG2
NO. 3
2 1C
L
P
V
B
B
9 AH2
M
3
4
IGE
SLP1
H18
Steering Lock
Actuator Assembly
IG2
B
LIN
GND
6
7
5
1
LG
B
B
W–B
8 AH2
V
LG
L
B
LG
L
H4

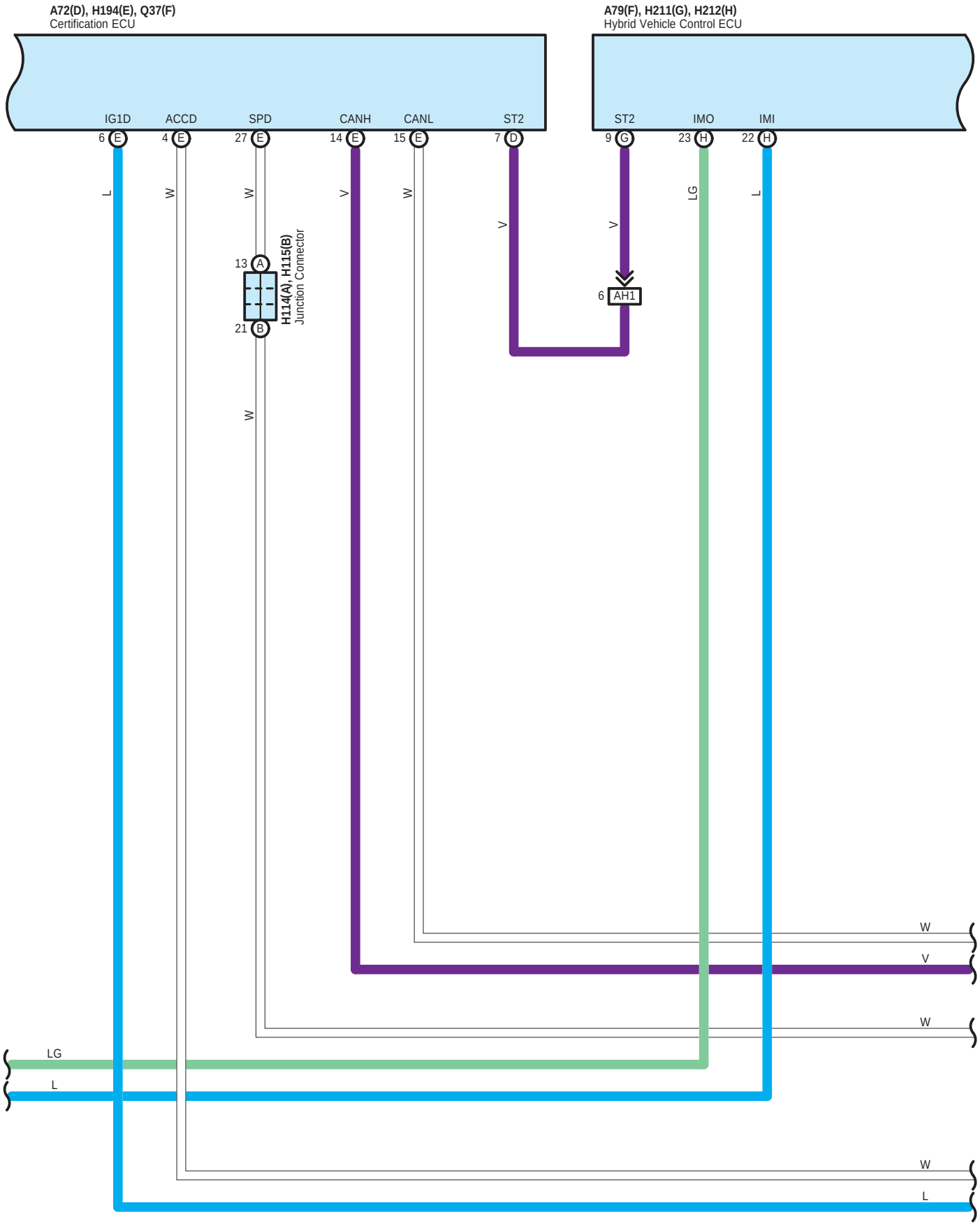
A72(D), H194(E), Q37(F)
Certification ECU
A79(F), H211(G), H212(H)
Hybrid Vehicle Control ECU
IG1D
ACCD
SPD
CANH
CANL
ST2
ST2
IMO
IMI
6 E
4 E
27 E
14 E
15 E
7 D
9 G
23 H
22 H
L
W
W
V
W
V
V
LG
L
13 A
21 B
H114(A), H115(B)
Junction Connector
6 AH1
W
W
V
W
LG
L
W
L

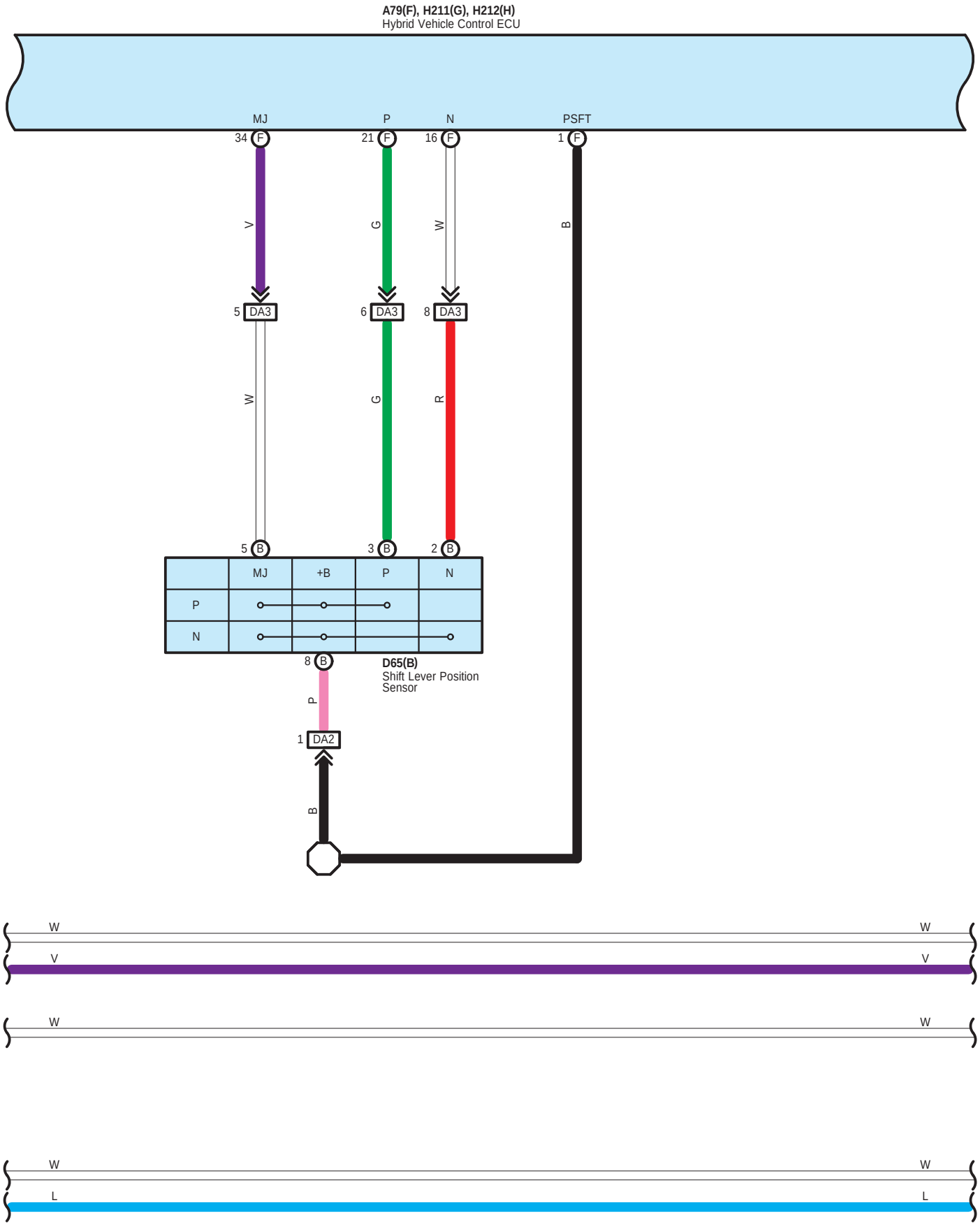
A79(F), H211(G), H212(H)
Hybrid Vehicle Control ECU
MJ
P
N
PSFT
34 F
21 F
16 F
1 F
V
G
W
B
5 DA3
6 DA3
8 DA3
W
G
R
5 B
3 B
2 B
MJ
+B
P
N
P
N
8 B
D65(B)
Shift Lever Position Sensor
P
1 DA2
B
W
W
V
V
W
W
W
W
L
L

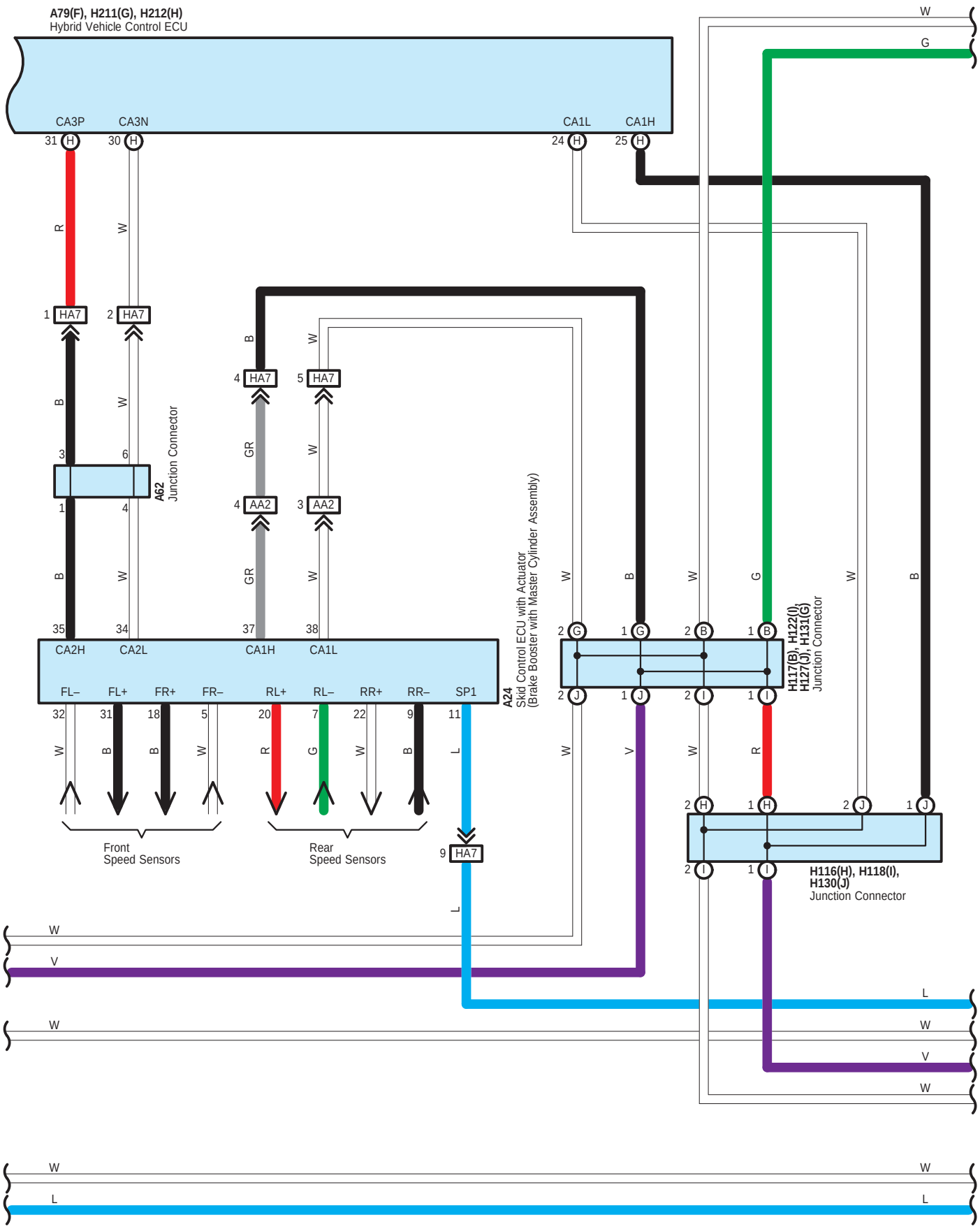
A79(F), H211(G), H212(H)
Hybrid Vehicle Control ECU
CA3P
CA3N
CA1L
CA1H
A62
Junction Connector
A24
Skid Control ECU with Actuator
(Brake Booster with Master Cylinder Assembly)
CA2H
CA2L
CA1H
CA1L
FL–
FL+
FR+
FR–
RL+
RL–
RR+
RR–
SP1
Front
Speed Sensors
Rear
Speed Sensors
H117(B), H122(I),
H127(J), H131(G)
Junction Connector
H116(H), H118(I),
H130(J)
Junction Connector

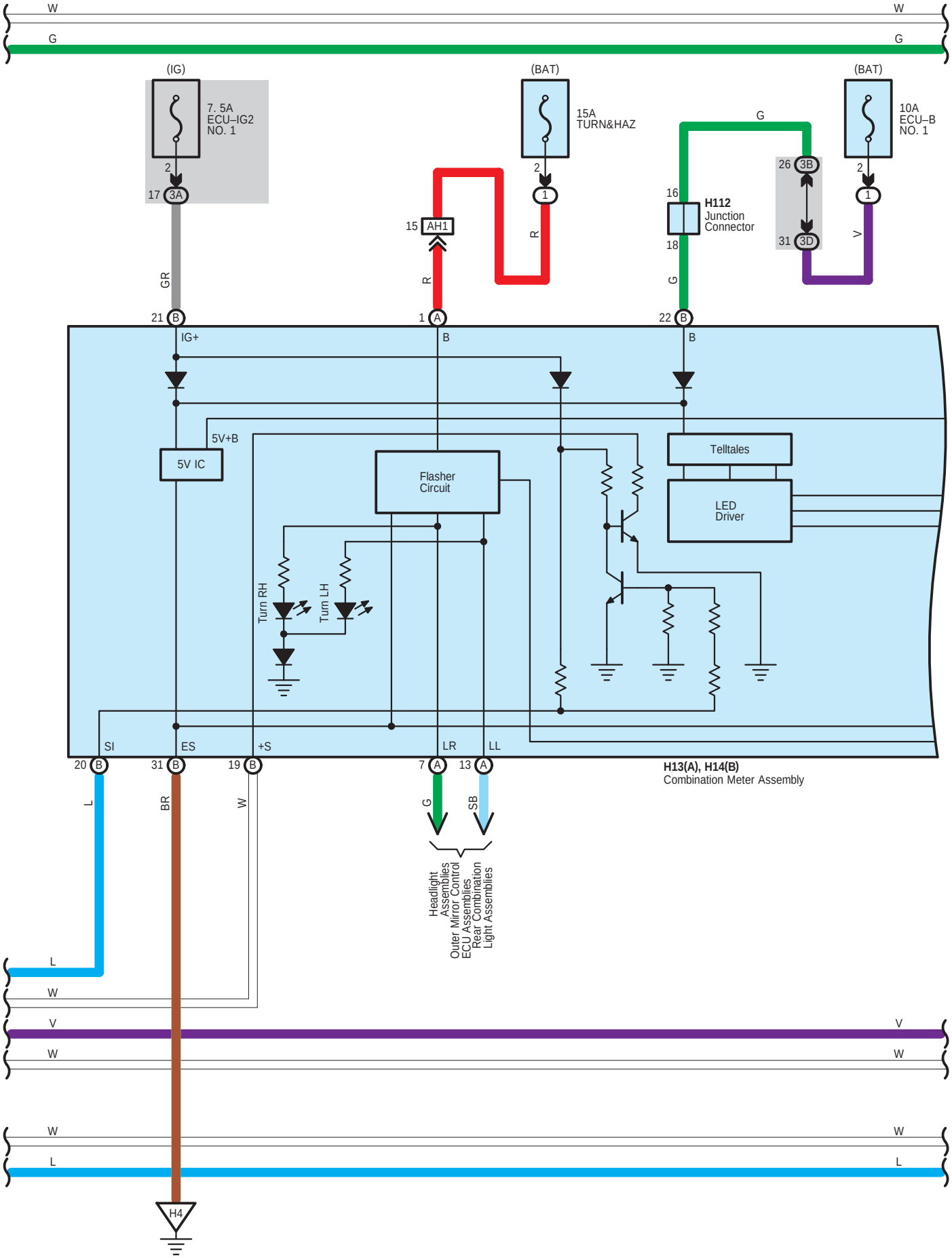
W
G
(IG)
7. 5A
ECU–IG2
NO. 1
2
17 3A
GR
21 B
IG+
(BAT)
15A
TURN&HAZ
2
1
R
15 AH1
R
1 A
B
(BAT)
10A
ECU–B
NO. 1
2
1
V
G
26 3B
31 3D
16
H112
Junction
Connector
18
G
22 B
B
5V+B
5V IC
Flasher
Circuit
Telltales
LED
Driver
Turn RH
Turn LH
SI
ES
+S
LR
LL
20 B
31 B
19 B
7 A
13 A
H13(A), H14(B)
Combination Meter Assembly
L
BR
W
G
SB
Headlight
Assemblies
Outer Mirror Control
ECU Assemblies
Rear Combination
Light Assemblies
L
W
V
W
H4

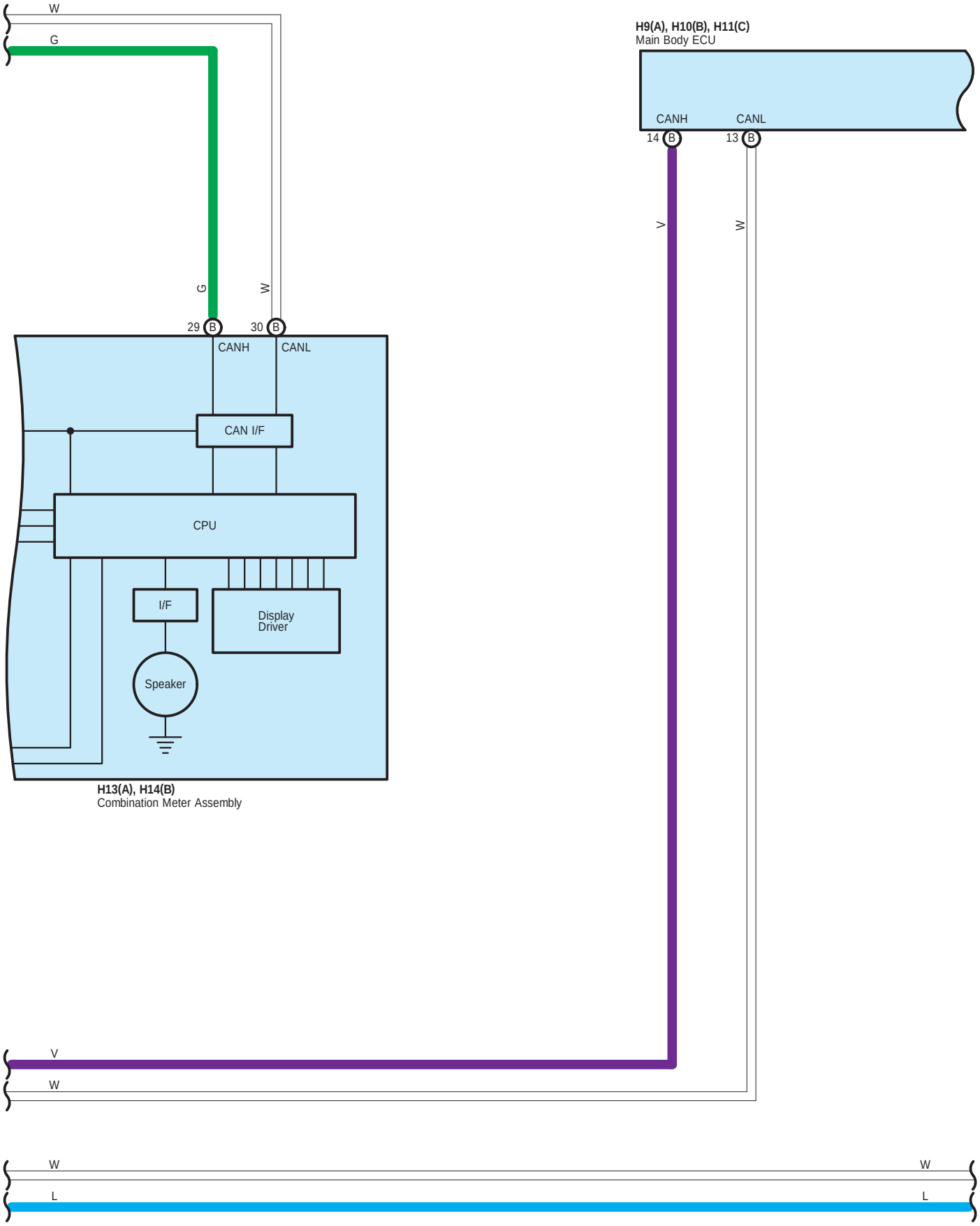
W
G
H9(A), H10(B), H11(C)
Main Body ECU
CANH
CANL
14 B
13 B
V
W
G
W
29 B
30 B
CANH
CANL
CAN I/F
CPU
I/F
Display Driver
Speaker
H13(A), H14(B)
Combination Meter Assembly
V
W
W
W
L
L

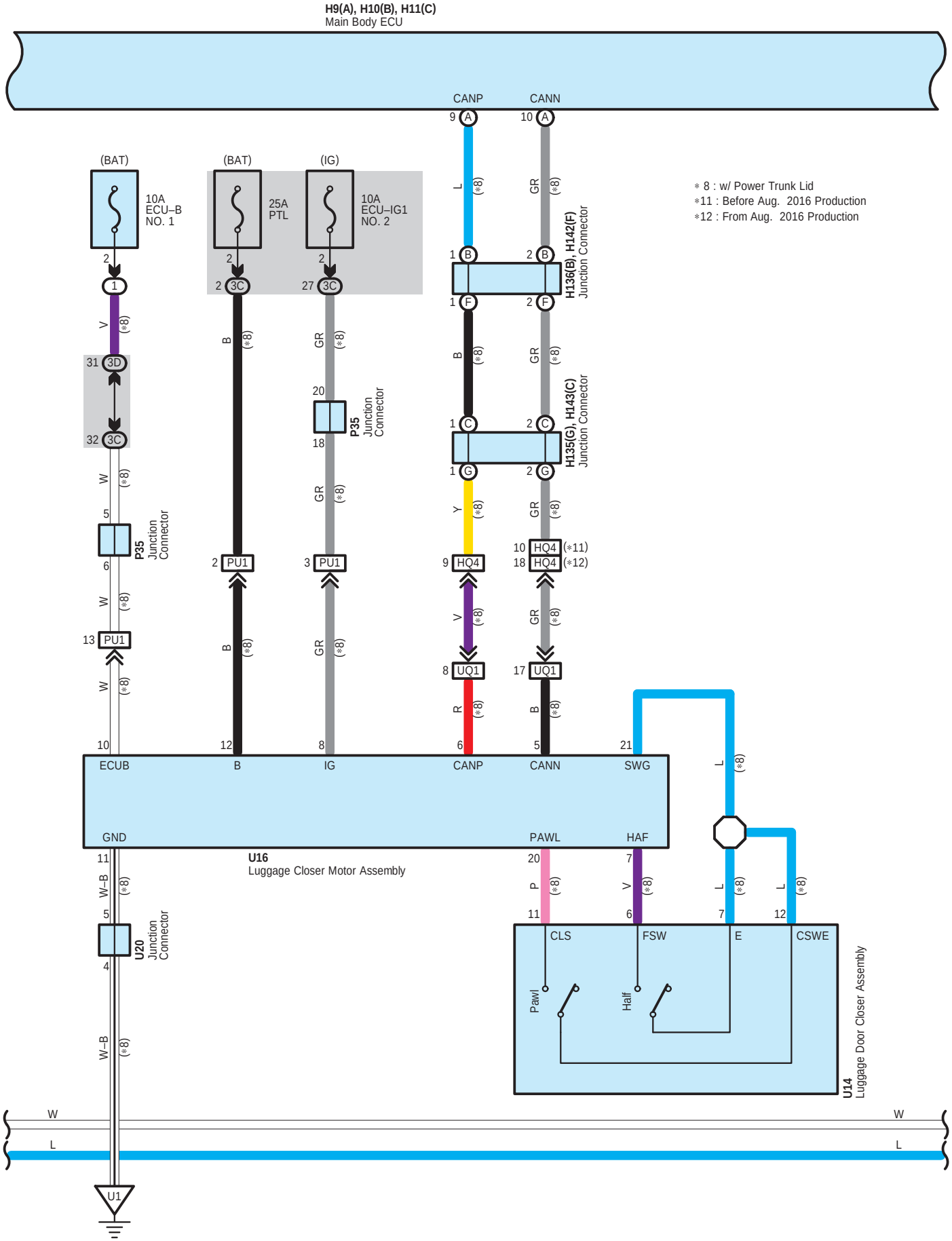
H9(A), H10(B), H11(C)
Main Body ECU
CANP
CANN
(BAT)
(BAT)
(IG)
10A
ECU–B
NO. 1
25A
PTL
10A
ECU–IG1
NO. 2
∗ 8 : w/ Power Trunk Lid
∗11 : Before Aug. 2016 Production
∗12 : From Aug. 2016 Production
H136(B), H142(F)
Junction Connector
H135(G), H143(C)
Junction Connector
P35
Junction
Connector
ECUB
B
IG
CANP
CANN
SWG
GND
PAWL
HAF
U16
Luggage Closer Motor Assembly
U20
Junction
Connector
CLS
FSW
E
CSWE
Pawl
Half
U14
Luggage Door Closer Assembly
U1

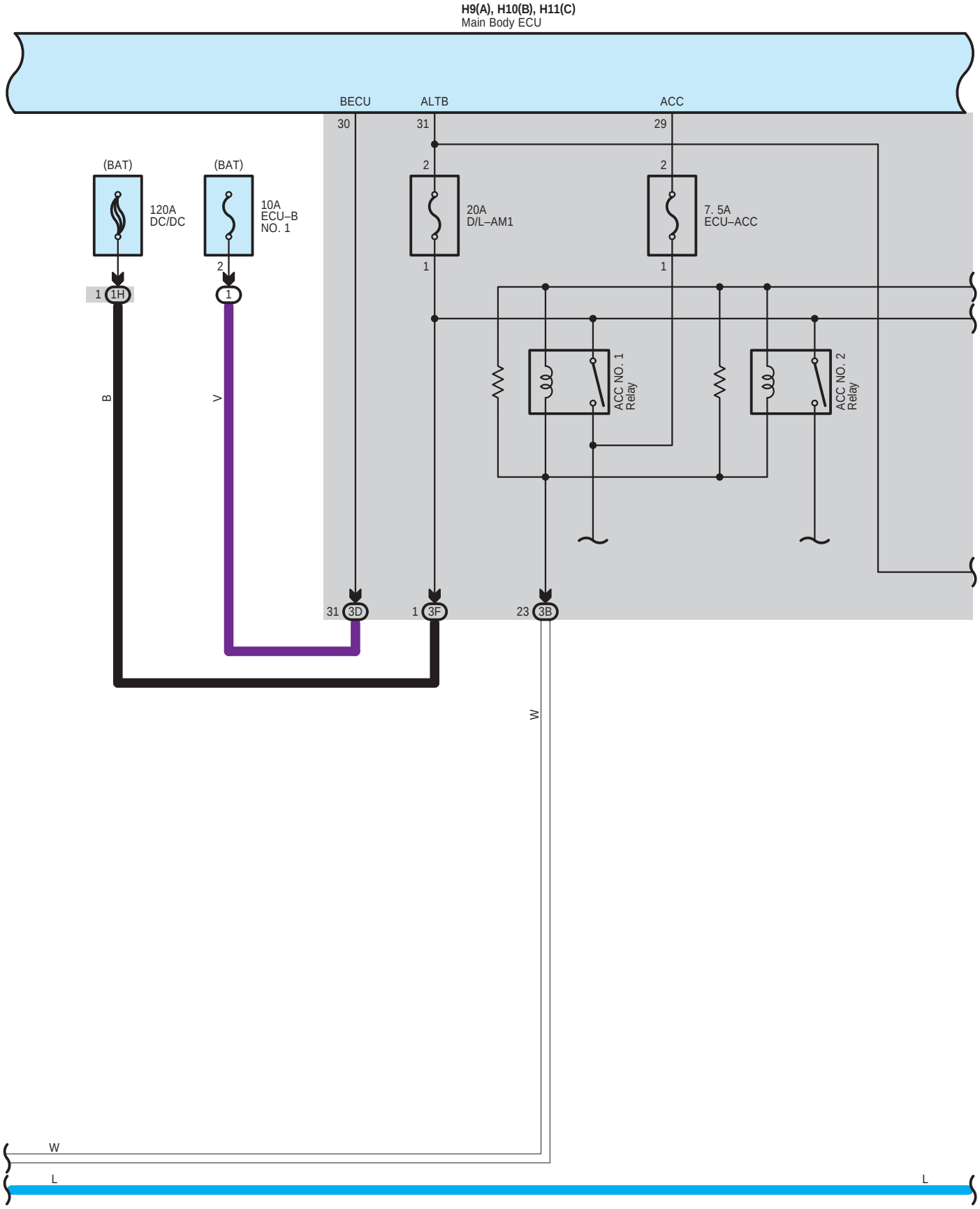
H9(A), H10(B), H11(C)
Main Body ECU
BECU
ALTB
ACC
30
31
29
2
2
(BAT)
(BAT)
120A
DC/DC
10A
ECU–B
NO. 1
20A
D/L–AM1
7. 5A
ECU–ACC
2
1
1
1 1H
1
B
V
ACC NO. 1
Relay
ACC NO. 2
Relay
31 3D
1 3F
23 3B
W
W
L
L

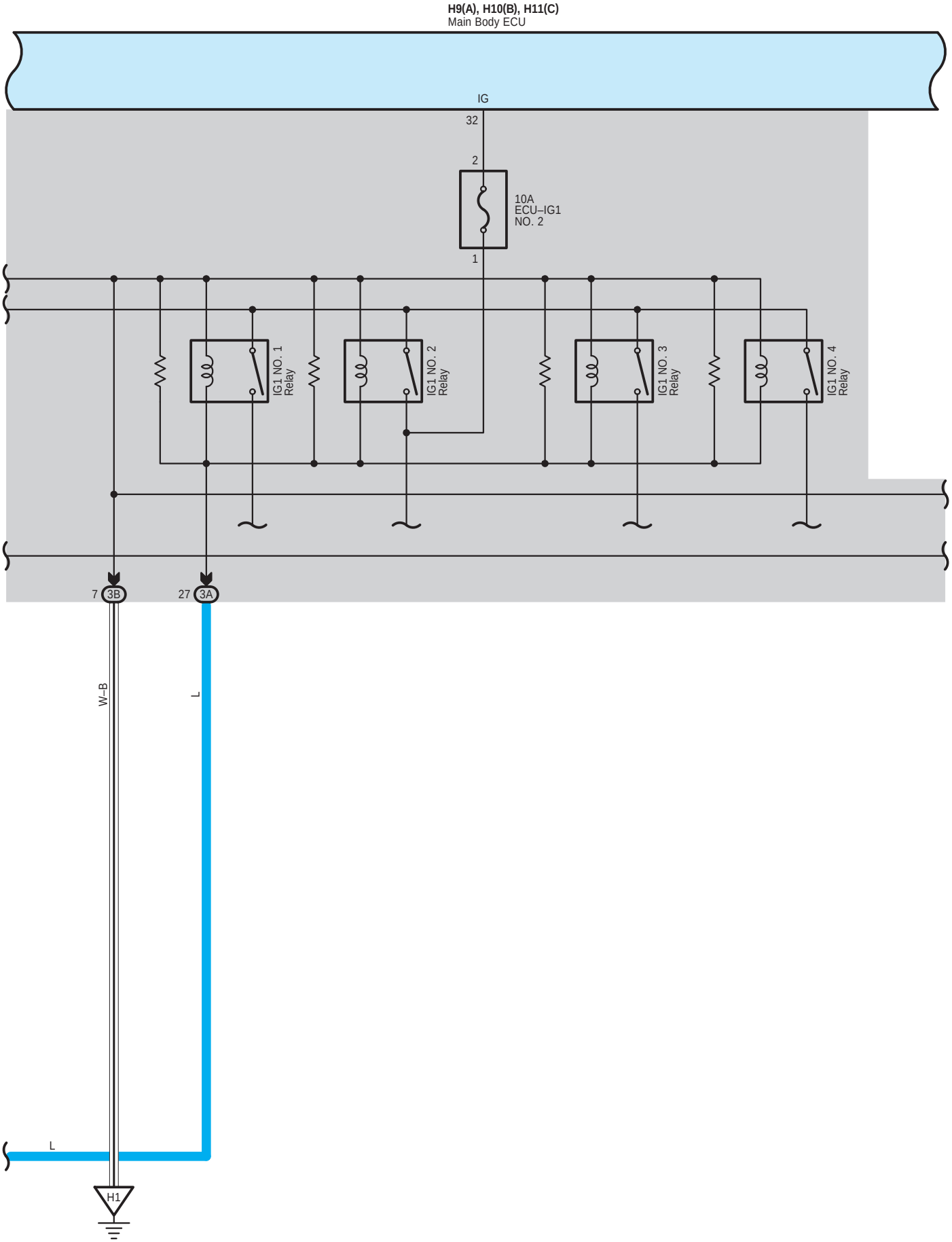
H9(A), H10(B), H11(C)
Main Body ECU
IG
32
2
10A
ECU–IG1
NO. 2
1
IG1 NO. 1
Relay
IG1 NO. 2
Relay
IG1 NO. 3
Relay
IG1 NO. 4
Relay
7
3B
27
3A
W–B
L
L
H1

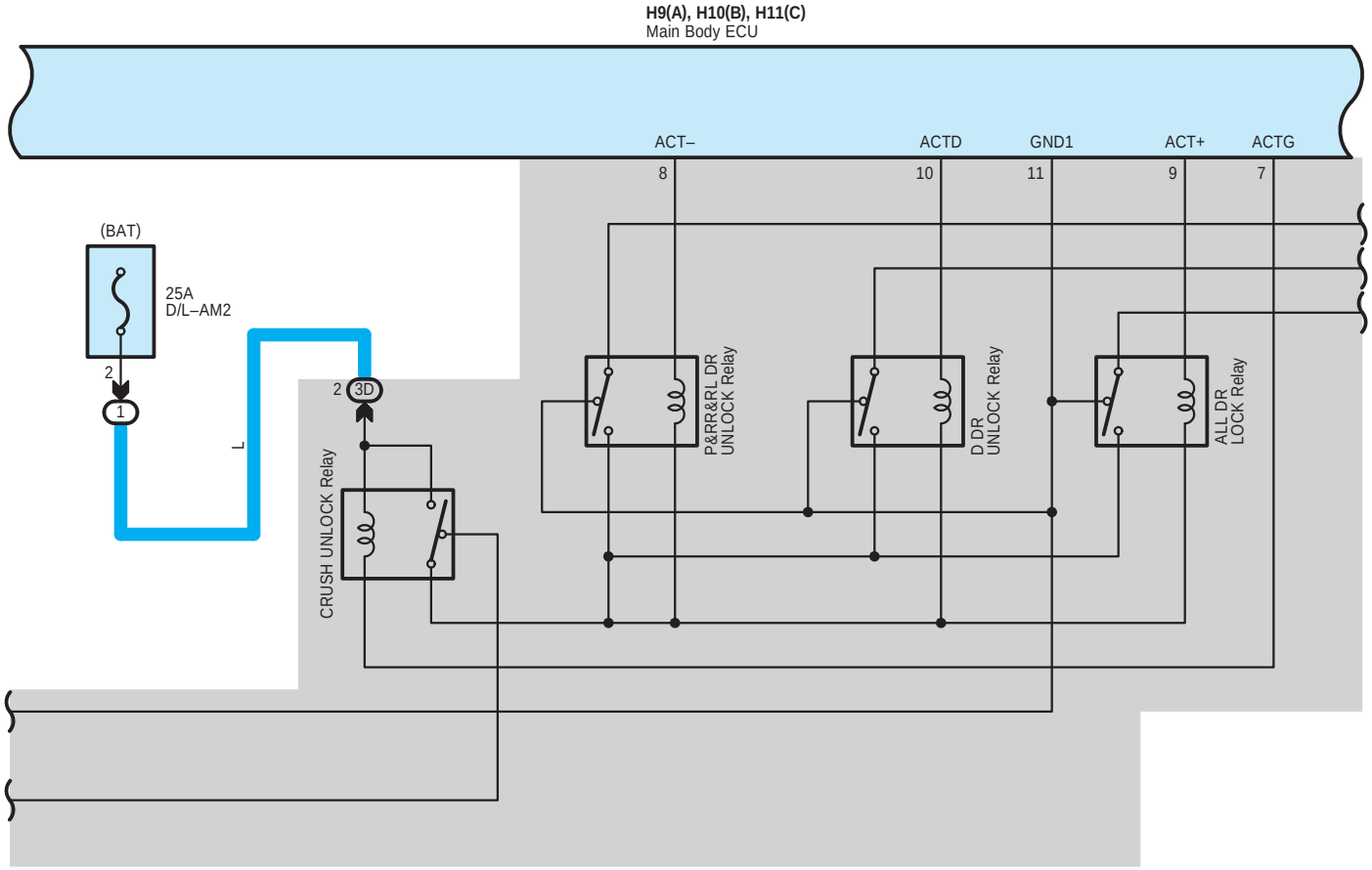
H9(A), H10(B), H11(C)
Main Body ECU
ACT–
ACTD
GND1
ACT+
ACTG
8
10
11
9
7
(BAT)
25A
D/L–AM2
2
1
L
2
3D
CRUSH UNLOCK Relay
P&RR&RL DR
UNLOCK Relay
D DR
UNLOCK Relay
ALL DR
LOCK Relay

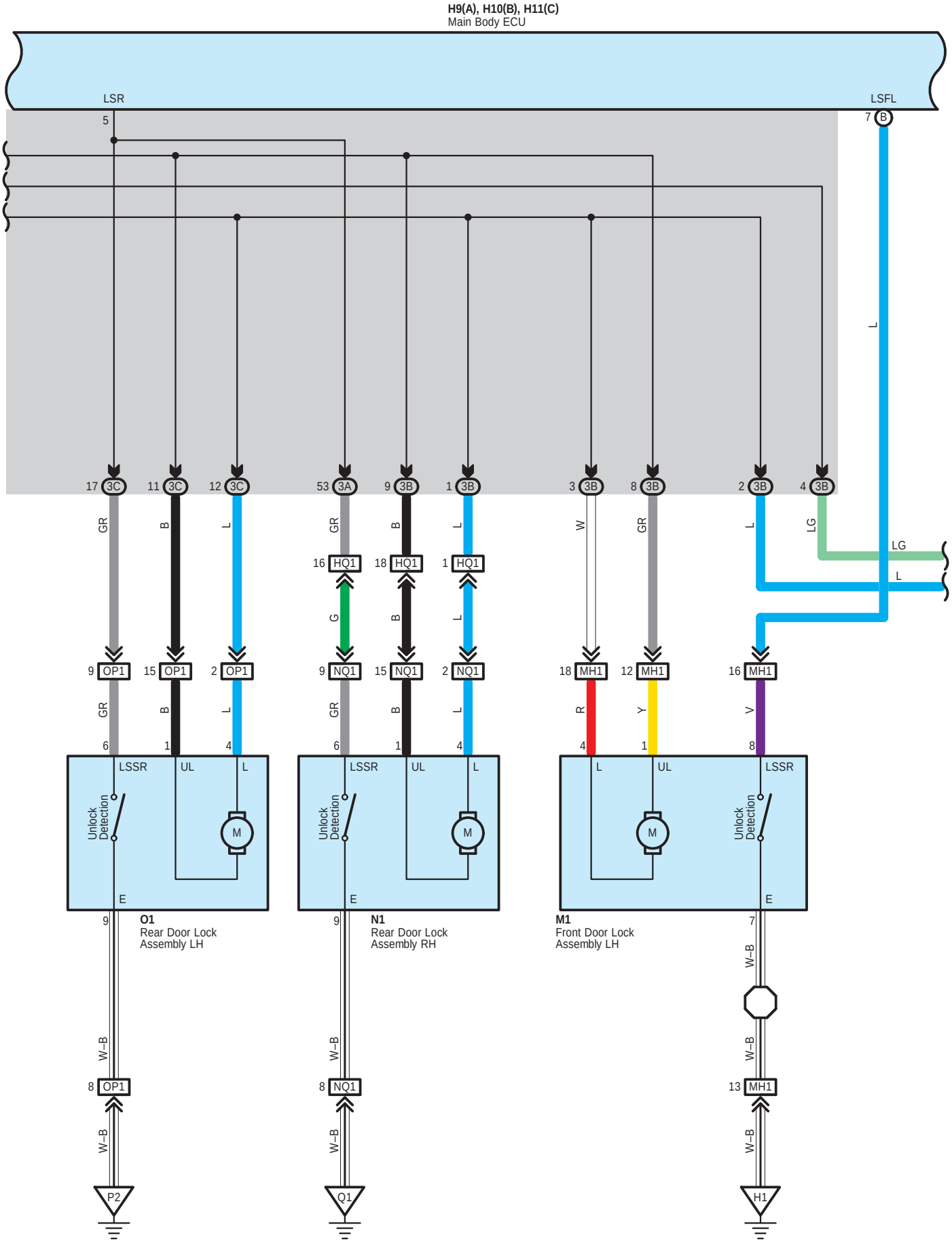
H9(A), H10(B), H11(C)
Main Body ECU
LSR
5
LSFL
7 B
L
17 3C
11 3C
12 3C
53 3A
9 3B
1 3B
3 3B
8 3B
2 3B
4 3B
GR
B
L
GR
B
L
W
GR
L
LG
LG
L
16 HQ1
18 HQ1
1 HQ1
G
B
L
9 OP1
15 OP1
2 OP1
9 NQ1
15 NQ1
2 NQ1
18 MH1
12 MH1
16 MH1
GR
B
L
GR
B
L
R
Y
V
6
1
4
6
1
4
4
1
8
LSSR
UL
L
Unlock Detection
M
E
9
O1
Rear Door Lock Assembly LH
N1
Rear Door Lock Assembly RH
M1
Front Door Lock Assembly LH
7
W–B
8 OP1
8 NQ1
13 MH1
P2
Q1
H1

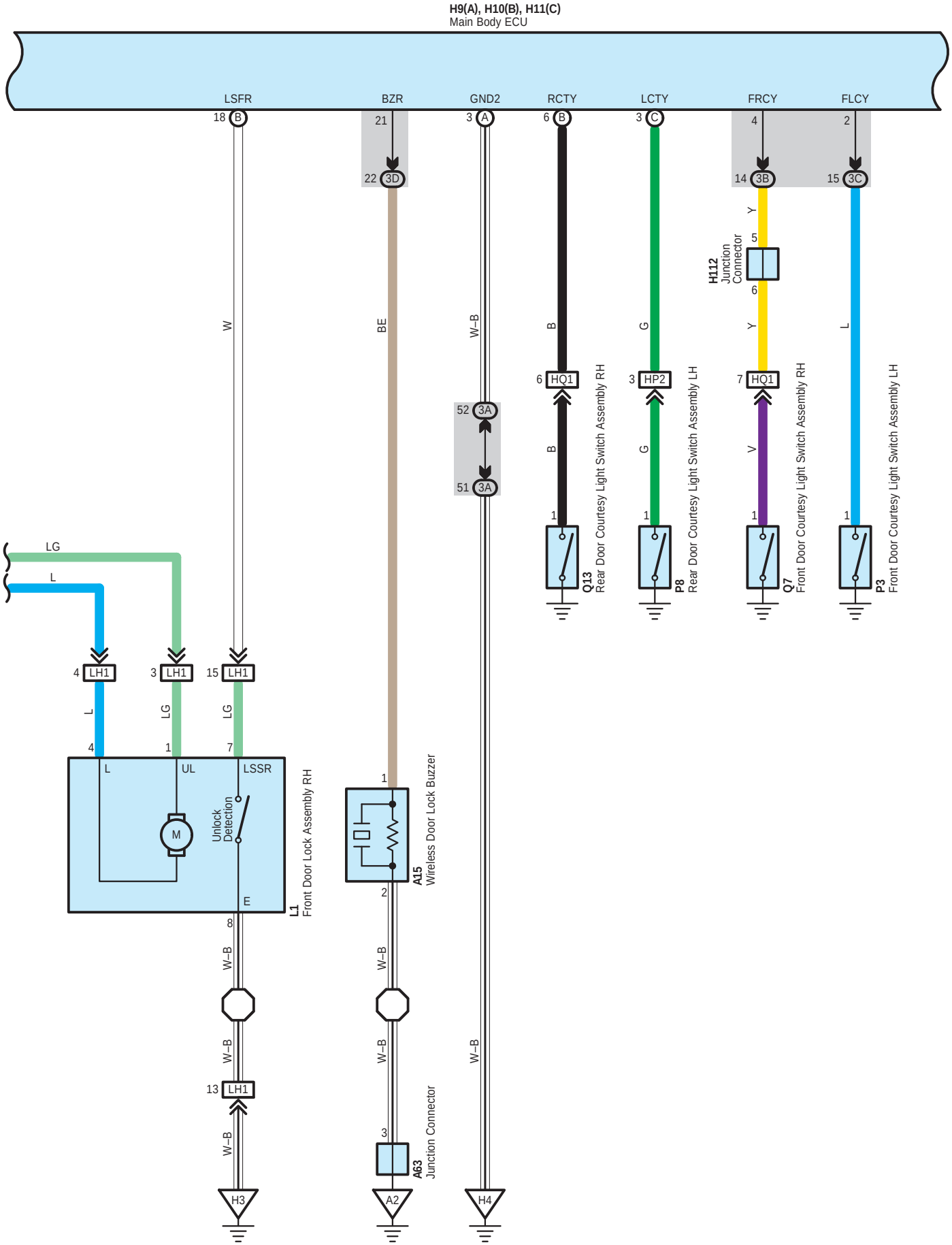
H9(A), H10(B), H11(C)
Main Body ECU
LSFR
BZR
GND2
RCTY
LCTY
FRCY
FLCY
18 B
21
22 3D
3 A
6 B
3 C
4
14 3B
2
15 3C
W
BE
W–B
B
G
Y
L
H112
Junction
Connector
5
6
6 HQ1
3 HP2
7 HQ1
52 3A
51 3A
V
1
Q13
Rear Door Courtesy Light Switch Assembly RH
P8
Rear Door Courtesy Light Switch Assembly LH
Q7
Front Door Courtesy Light Switch Assembly RH
P3
Front Door Courtesy Light Switch Assembly LH
LG
L
4 LH1
3 LH1
15 LH1
4
1
7
UL
LSSR
M
Unlock
Detection
E
L1
Front Door Lock Assembly RH
8
13 LH1
H3
A15
Wireless Door Lock Buzzer
2
3
A63
Junction Connector
A2
H4

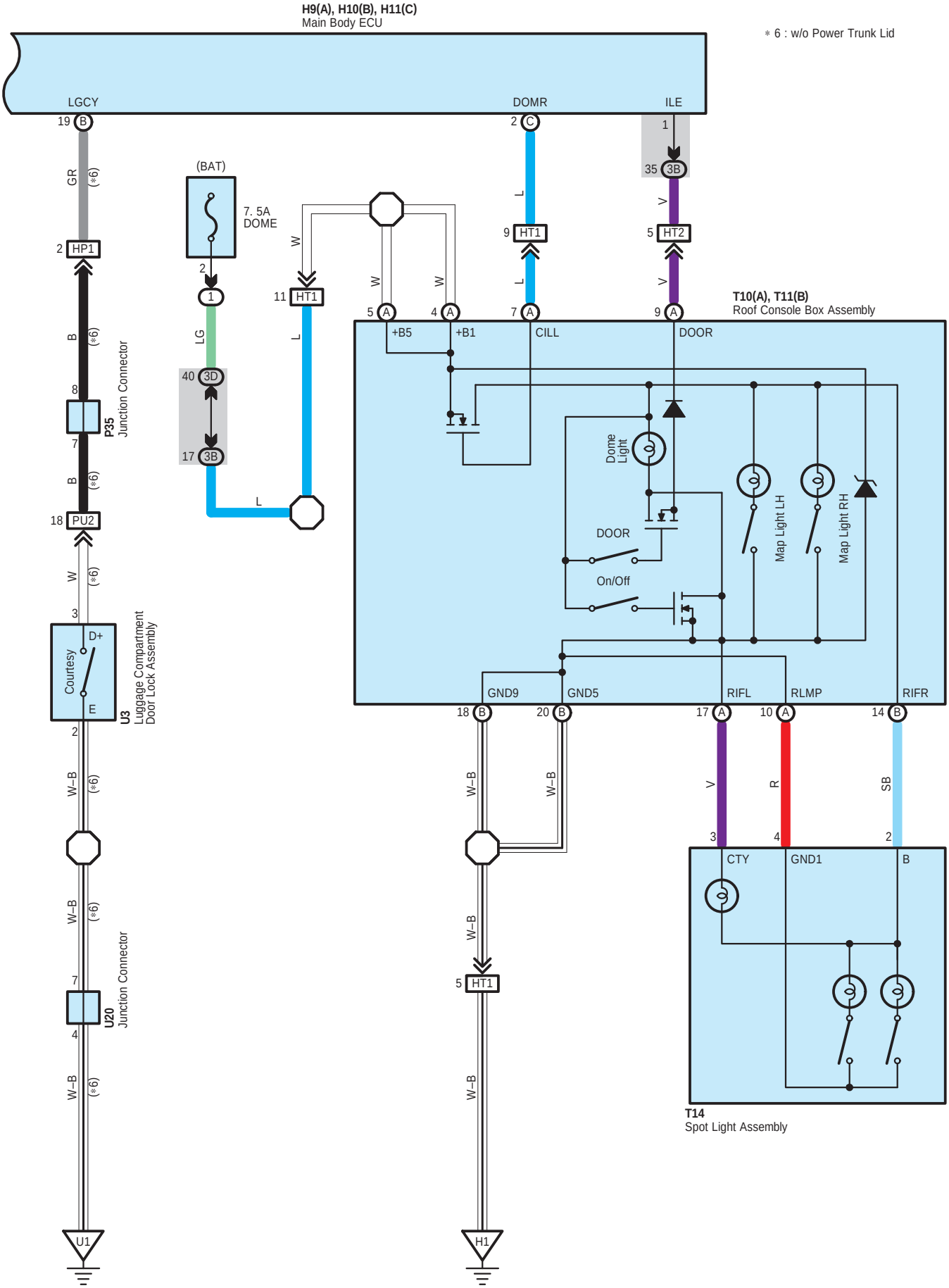
H9(A), H10(B), H11(C)
Main Body ECU
* 6 : w/o Power Trunk Lid
LGCY
DOMR
ILE
(BAT)
7. 5A
DOME
HP1
HT1
HT2
PU2
P35
Junction Connector
U3
Luggage Compartment
Door Lock Assembly
Courtesy
D+
E
U20
Junction Connector
U1
H1
T10(A), T11(B)
Roof Console Box Assembly
+B5
+B1
CILL
DOOR
Dome
Light
DOOR
On/Off
Map Light LH
Map Light RH
GND9
GND5
RIFL
RLMP
RIFR
CTY
GND1
B
T14
Spot Light Assembly

A 15
Gray



A 24
Black

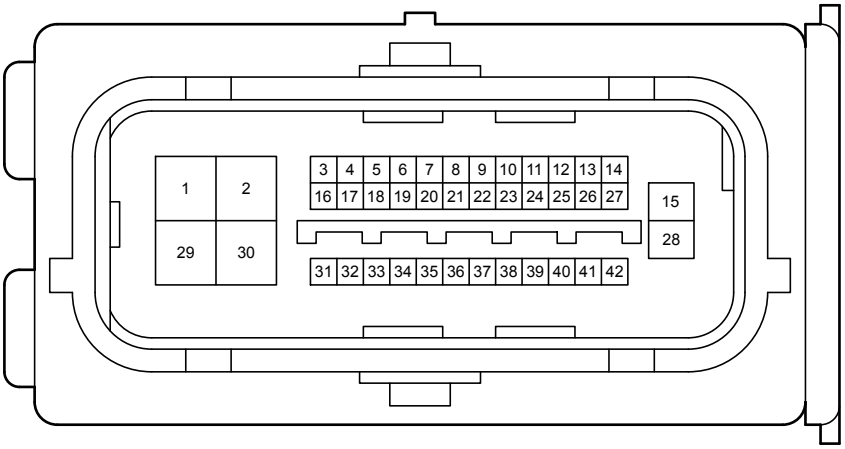

A 28
White

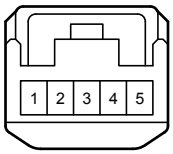

A 61
Gray

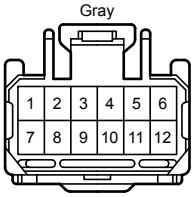

A 62
White

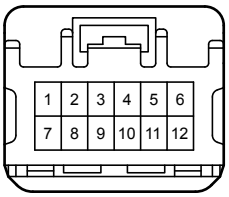

A 63
Gray

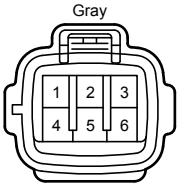

A 72
White

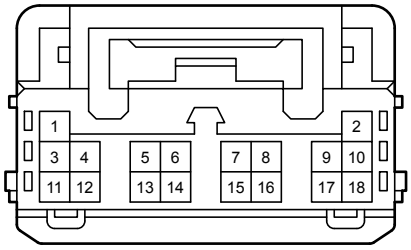

A 79
Gray

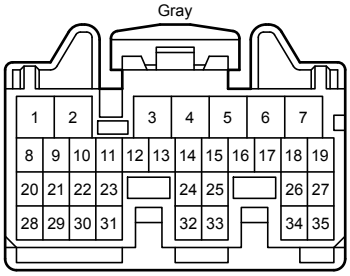

D 65
Gray

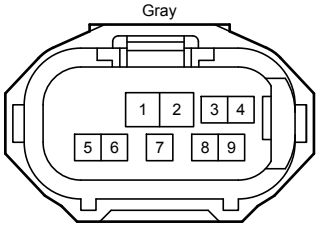

H 9
White

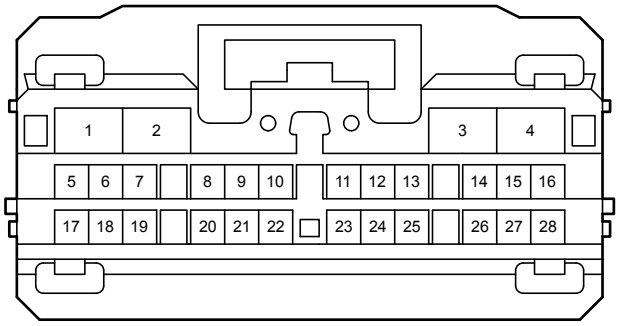

H 10
White

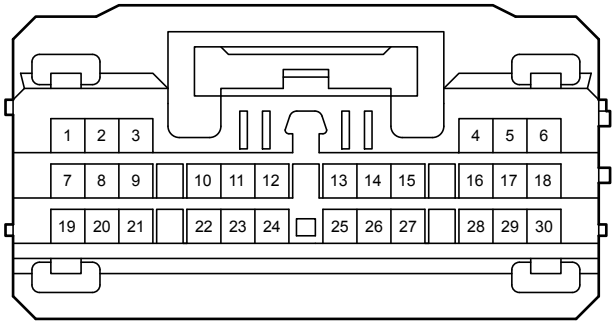

H 11
White

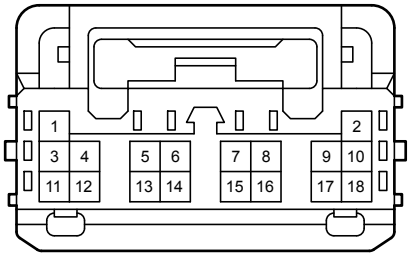

H 13
Black

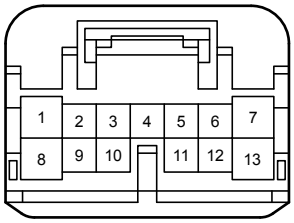

H 14
Black

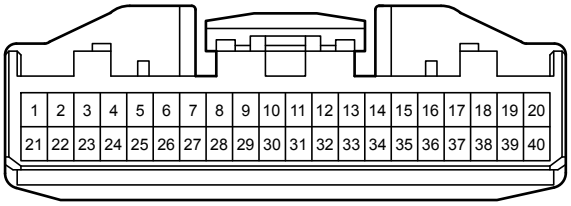

H 15
White

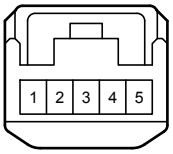

H 18
Black

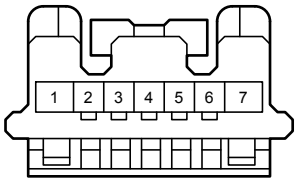

H 32
White

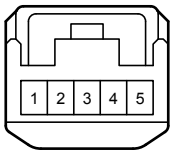

H 35
White

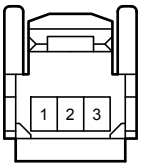

H 44
Black

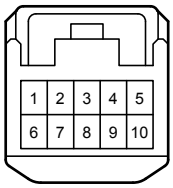

H 97
White

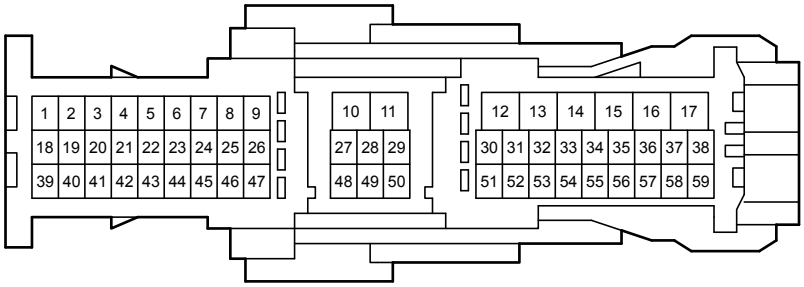

H111
Gray

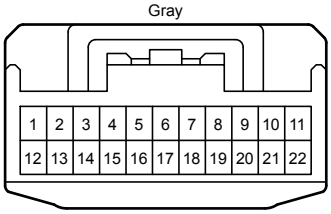

H112
White

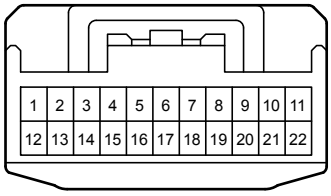

H114
Black

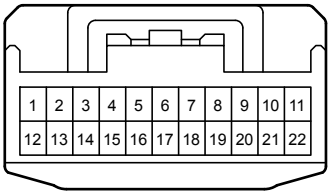

H115
Black

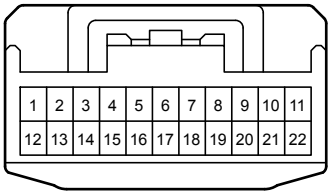

H116
White

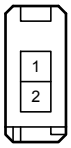

H117
White

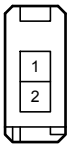

H118
White

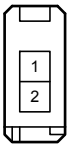

H122
White

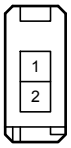

H127
White

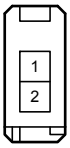

H130
White

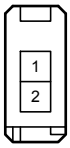

H131
White

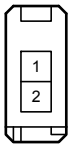

H135
White

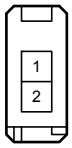

H136
White

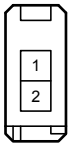

H142
White

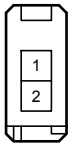

H143
White

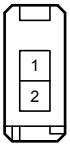

H178
White

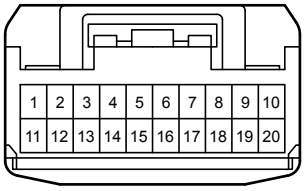

H179
White

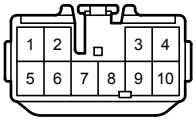

H194
White

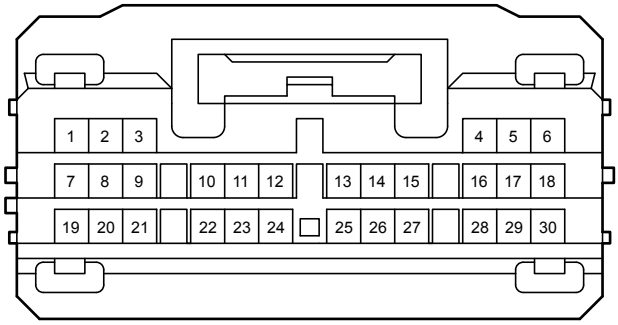

H211
Gray

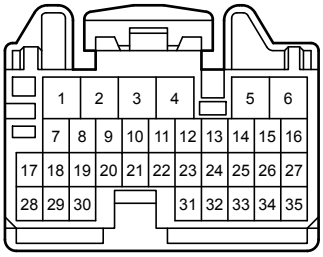

H212
Gray

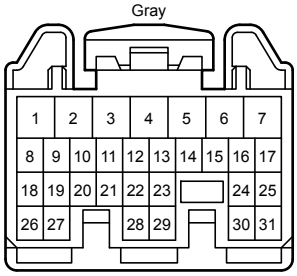

L 1
White

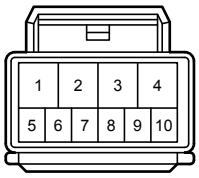

L 12
Gray

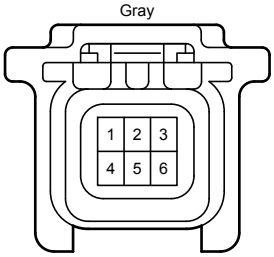

M 1
White

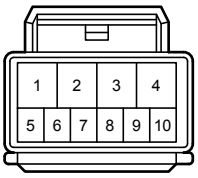

M 11
Gray

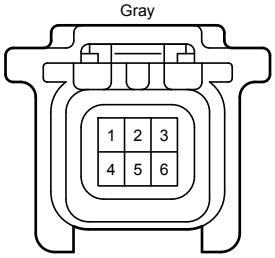

N 1
White

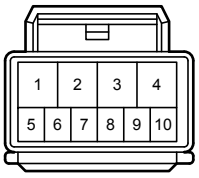

N 8
Gray

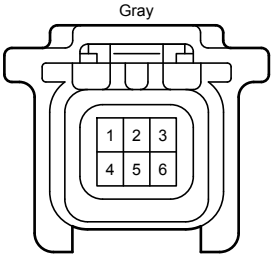

O 1
White

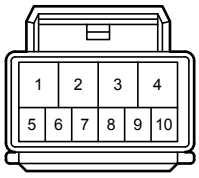

O 8
Gray

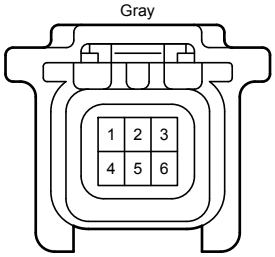

P 3
Black

P 6
White

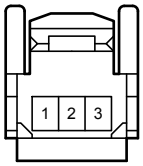

P 8
White

P 29
White

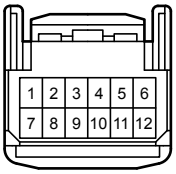

P 30
Blue

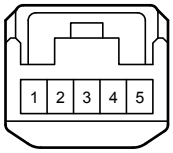

P 35
White

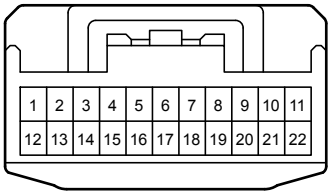

Q 7
Black

Q 13
White

Q 25
White

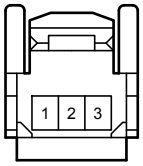

Q 37
White

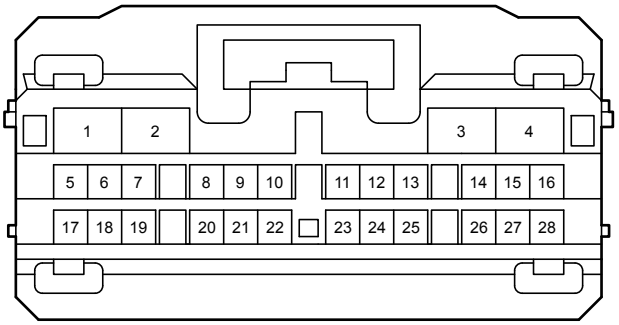

T 10
White

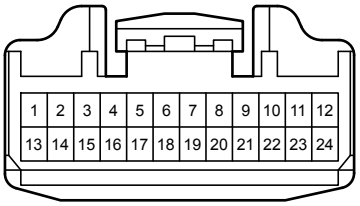

T 11
White

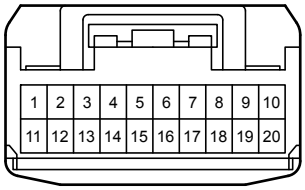

T 14
White

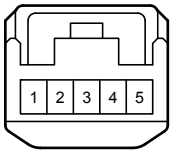

U 3
Black



U 10
White

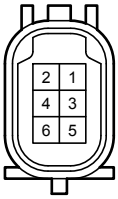

U 11
White

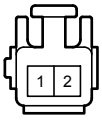

U 14
White

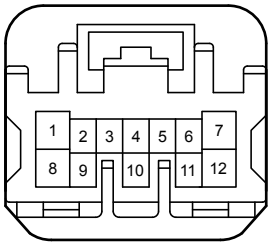

U 16
White

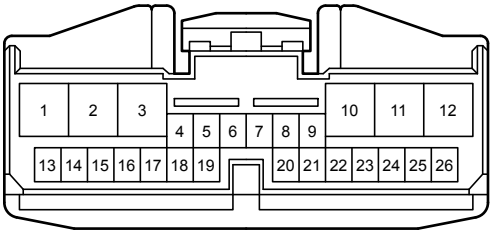

U 20
White

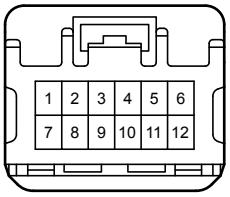

1C
White

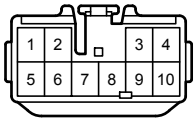

1H

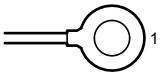

3A
White

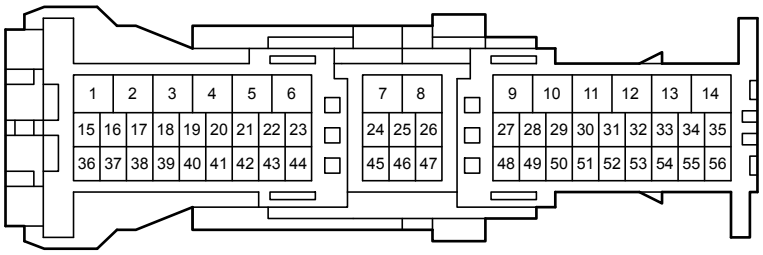

3B
White

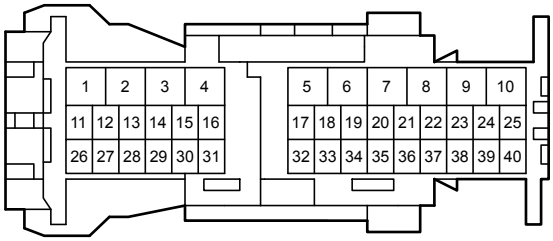

3C
White

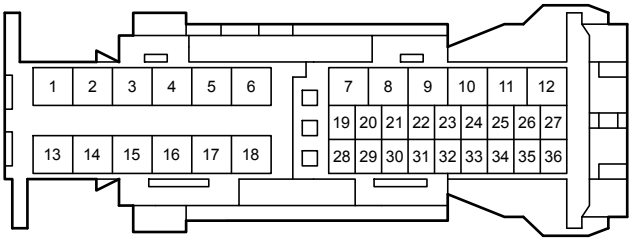

3D
White

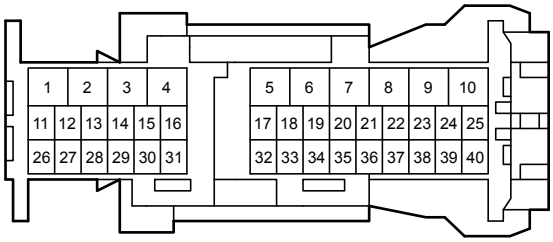

3F
White

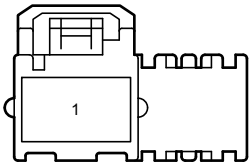

AA2
White

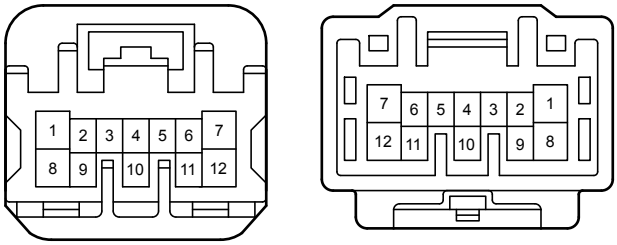

AH1
White

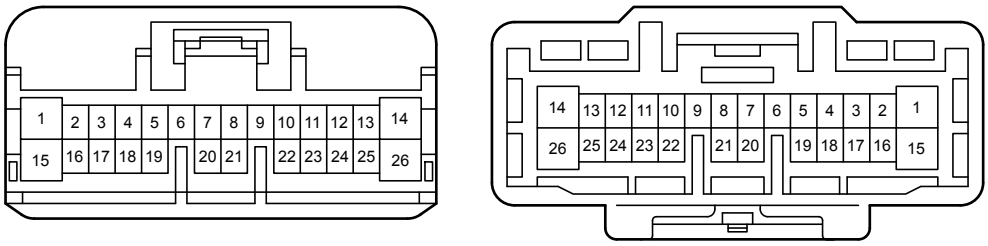

AH2
White

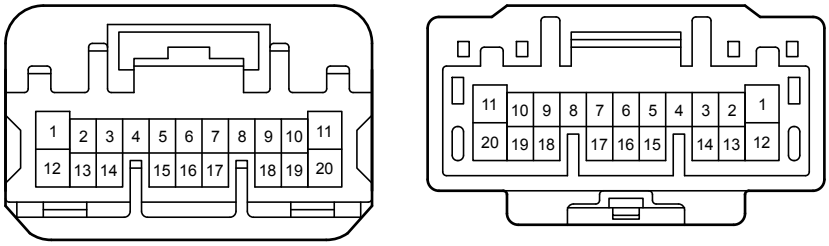

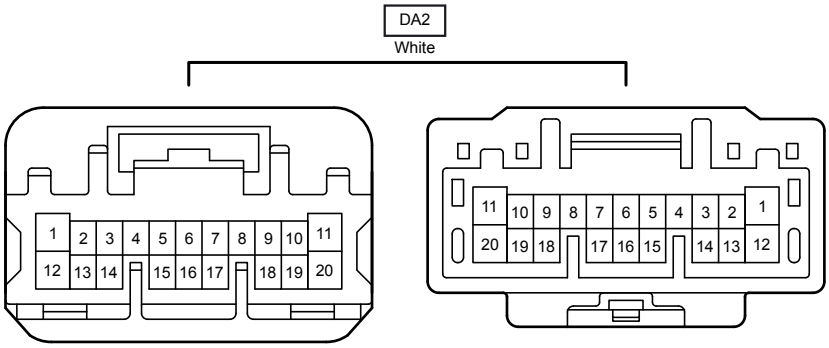
DA2
White
1 2 3 4 5 6 7 8 9 10 11
12 13 14 15 16 17 18 19 20
11 10 9 8 7 6 5 4 3 2 1
20 19 18 17 16 15 14 13 12

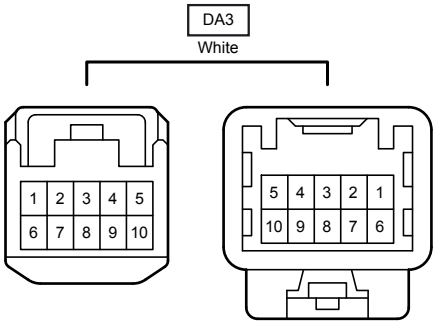
DA3
White
1 2 3 4 5
6 7 8 9 10
5 4 3 2 1
10 9 8 7 6

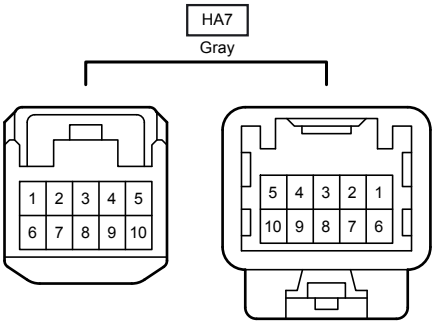
HA7
Gray
1 2 3 4 5
6 7 8 9 10
5 4 3 2 1
10 9 8 7 6

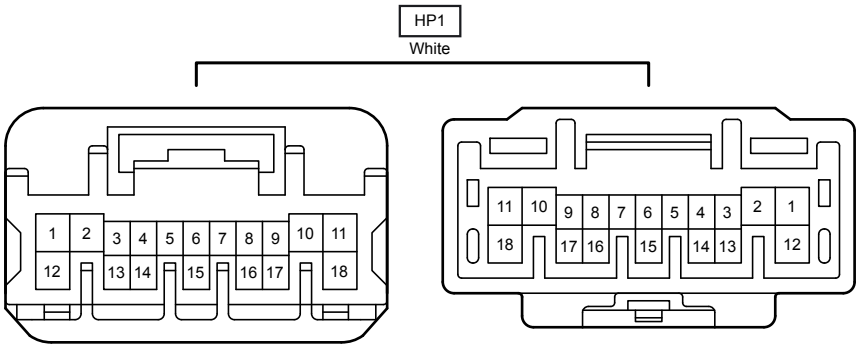
HP1
White
1 2 3 4 5 6 7 8 9 10 11
12 13 14 15 16 17 18
11 10 9 8 7 6 5 4 3 2 1
18 17 16 15 14 13 12

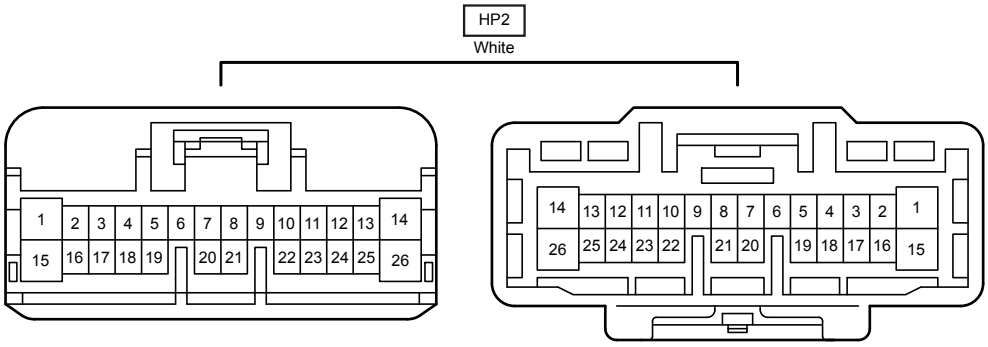
HP2
White
1 2 3 4 5 6 7 8 9 10 11 12 13 14
15 16 17 18 19 20 21 22 23 24 25 26
14 13 12 11 10 9 8 7 6 5 4 3 2 1
26 25 24 23 22 21 20 19 18 17 16 15

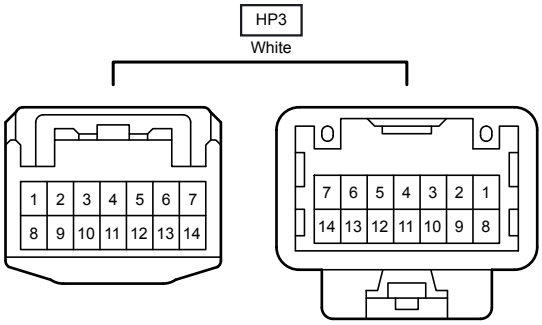
HP3
White
1 2 3 4 5 6 7
8 9 10 11 12 13 14
7 6 5 4 3 2 1
14 13 12 11 10 9 8

HQ1
White

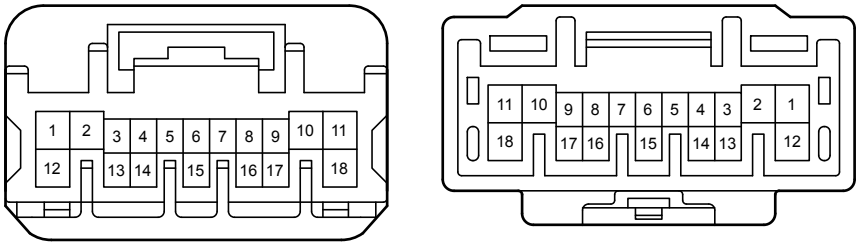

HQ2
White

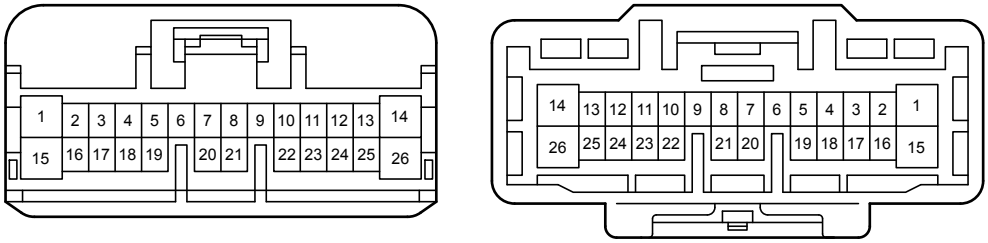

HQ4
White

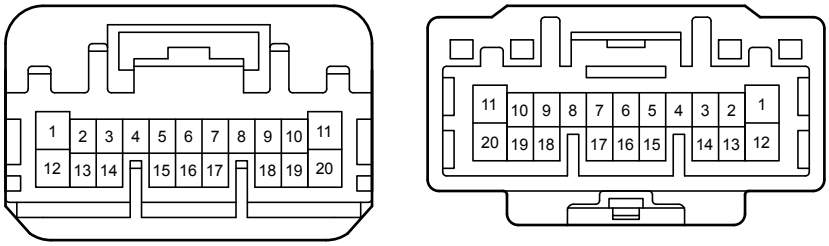

HT1
White

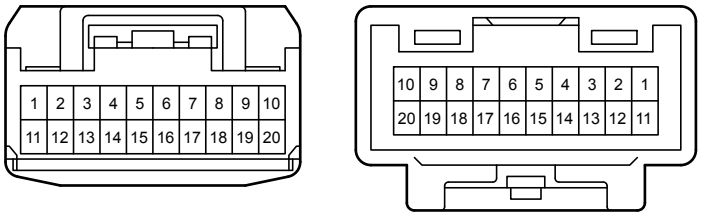

HT2
Gray

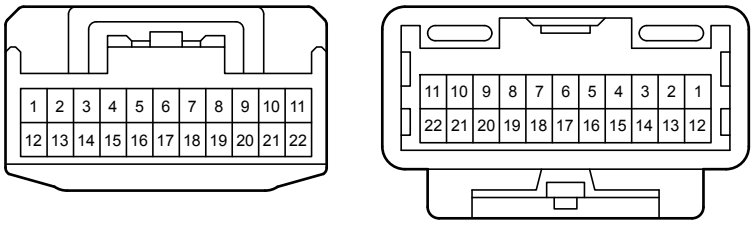

LH1
Gray

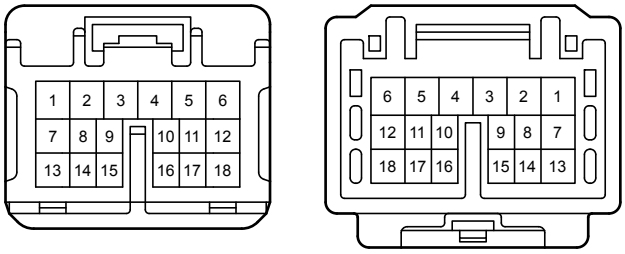

LH2
Blue

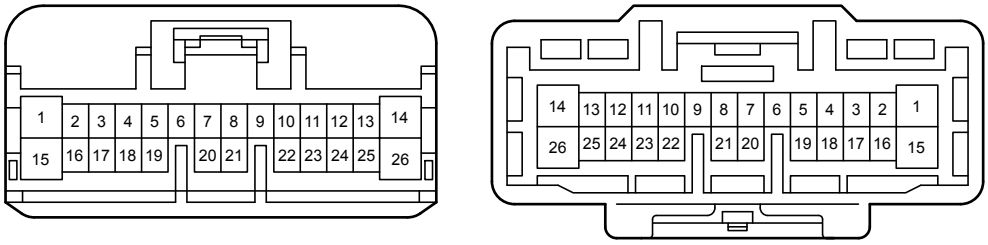

MH1
Blue

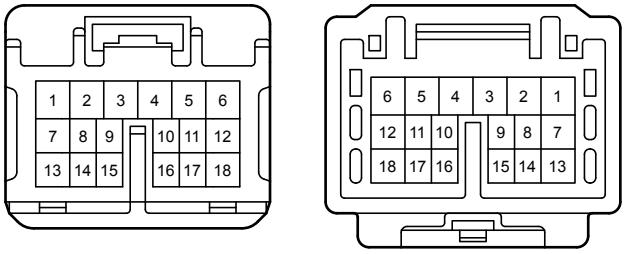

MH2
Gray

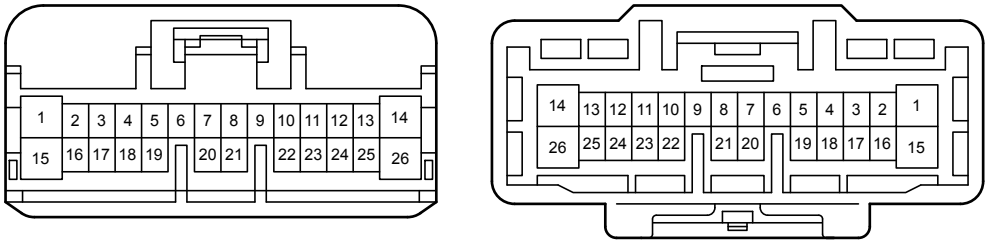

NQ1
White

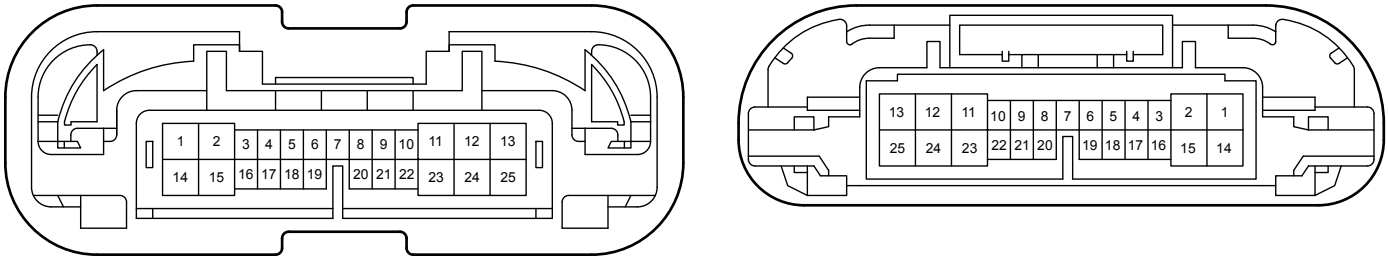

OP1
White

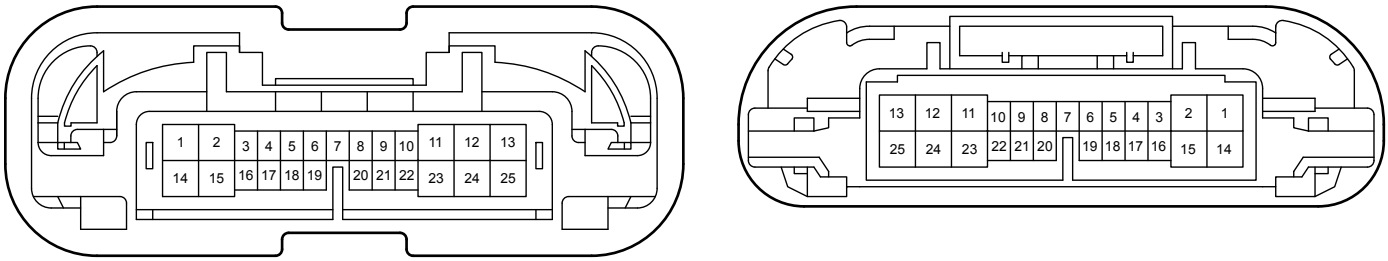

PU1
White

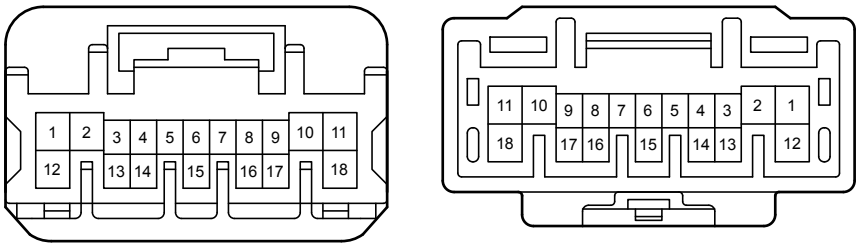

PU2
Gray

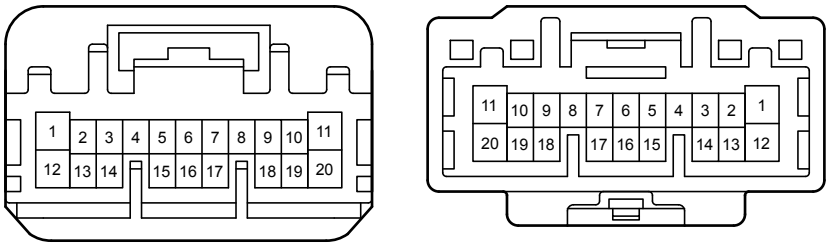
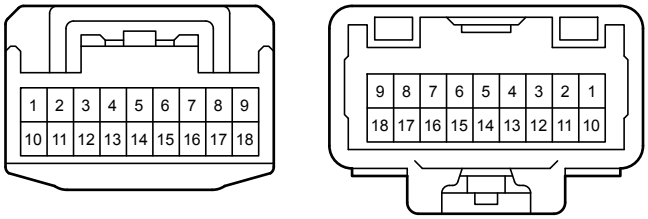
UQ1
White