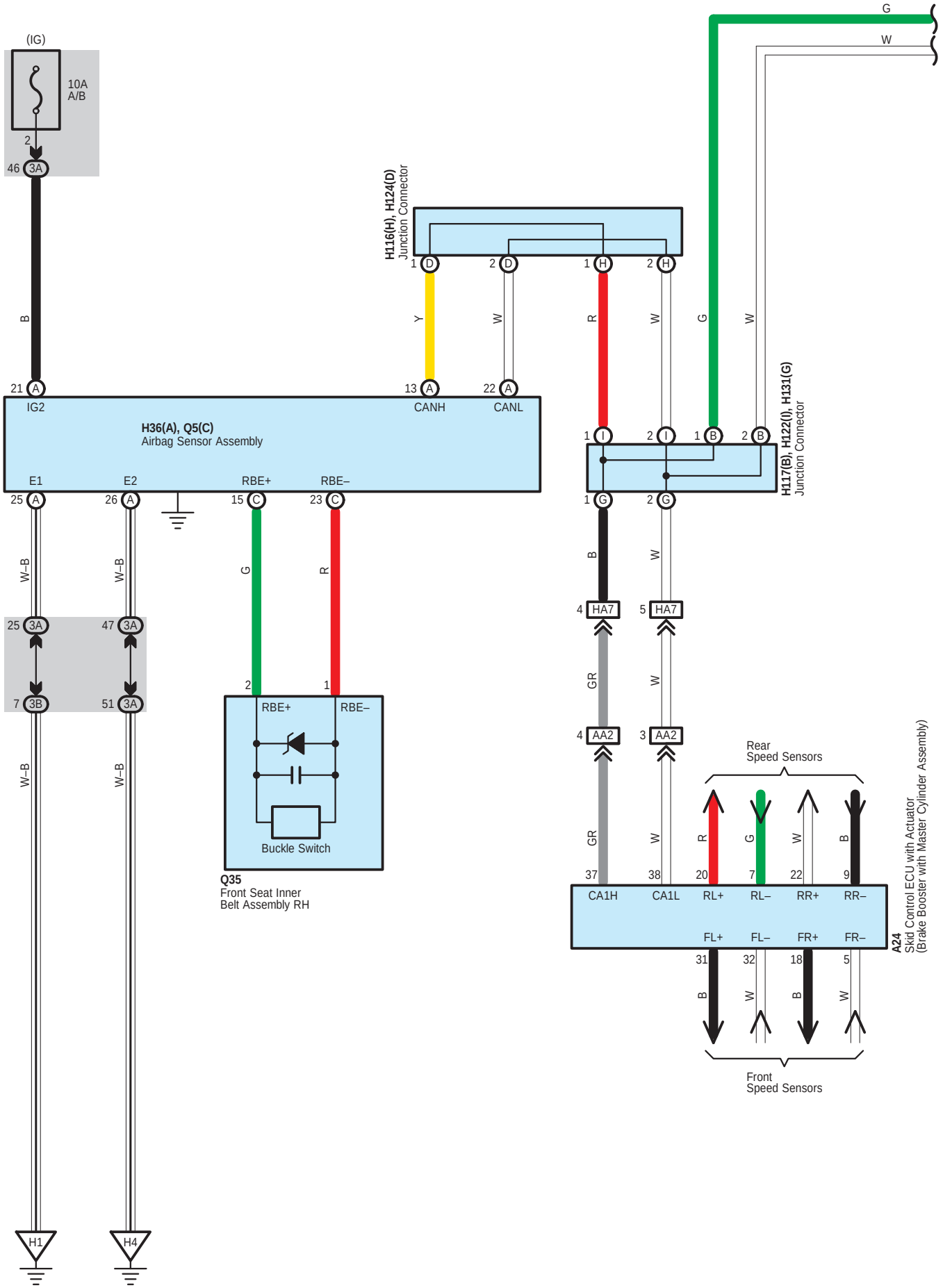
(IG)
10A
A/B
2
46 3A
B
21 A
IG2
H36(A), Q5(C)
Airbag Sensor Assembly
E1
E2
RBE+
RBE–
25 A
26 A
15 C
23 C
W–B
W–B
G
R
25 3A
47 3A
7 3B
51 3A
W–B
W–B
H1
H4
H116(H), H124(D)
Junction Connector
1 D
2 D
1 H
2 H
Y
W
R
W
G
W
13 A
22 A
CANH
CANL
1 I
2 I
1 B
2 B
H117(B), H122(I), H131(G)
Junction Connector
1 G
2 G
B
W
4 HA7
5 HA7
GR
W
4 AA2
3 AA2
GR
W
2
1
RBE+
RBE–
Buckle Switch
Q35
Front Seat Inner
Belt Assembly RH
G
W
Rear
Speed Sensors
R
G
W
B
37
38
20
7
22
9
CA1H
CA1L
RL+
RL–
RR+
RR–
FL+
FL–
FR+
FR–
A24
Skid Control ECU with Actuator
(Brake Booster with Master Cylinder Assembly)
31
32
18
5
B
W
B
W
Front
Speed Sensors

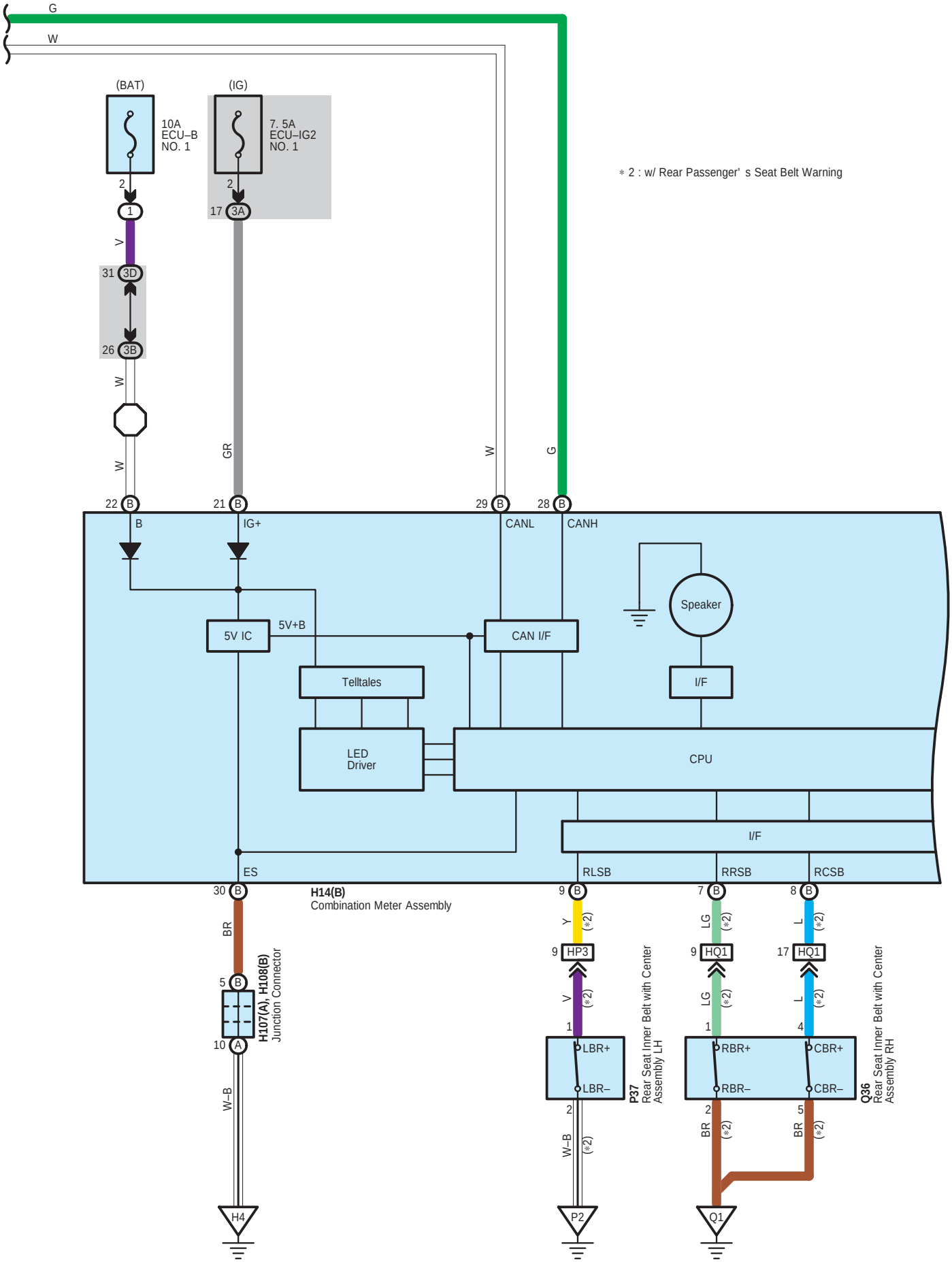
G
W
(BAT)
(IG)
10A
ECU–B
NO. 1
7. 5A
ECU–IG2
NO. 1
∗ 2 : w/ Rear Passenger' s Seat Belt Warning
2
1
V
31 3D
26 3B
W
W
GR
W
G
17 3A
22 B
21 B
29 B
28 B
B
IG+
CANL
CANH
Speaker
5V IC
5V+B
CAN I/F
Telltales
I/F
LED
Driver
CPU
I/F
ES
RLSB
RRSB
RCSB
30 B
H14(B)
Combination Meter Assembly
9 B
7 B
8 B
BR
Y
LG
L
(∗2)
9 HP3
9 HQ1
17 HQ1
5 B
H107(A), H108(B)
Junction Connector
V
LG
L
1
4
10 A
LBR+
LBR–
RBR+
RBR–
CBR+
CBR–
P37
Rear Seat Inner Belt with Center
Assembly LH
Q36
Rear Seat Inner Belt with Center
Assembly RH
2
5
W–B
BR
H4
P2
Q1

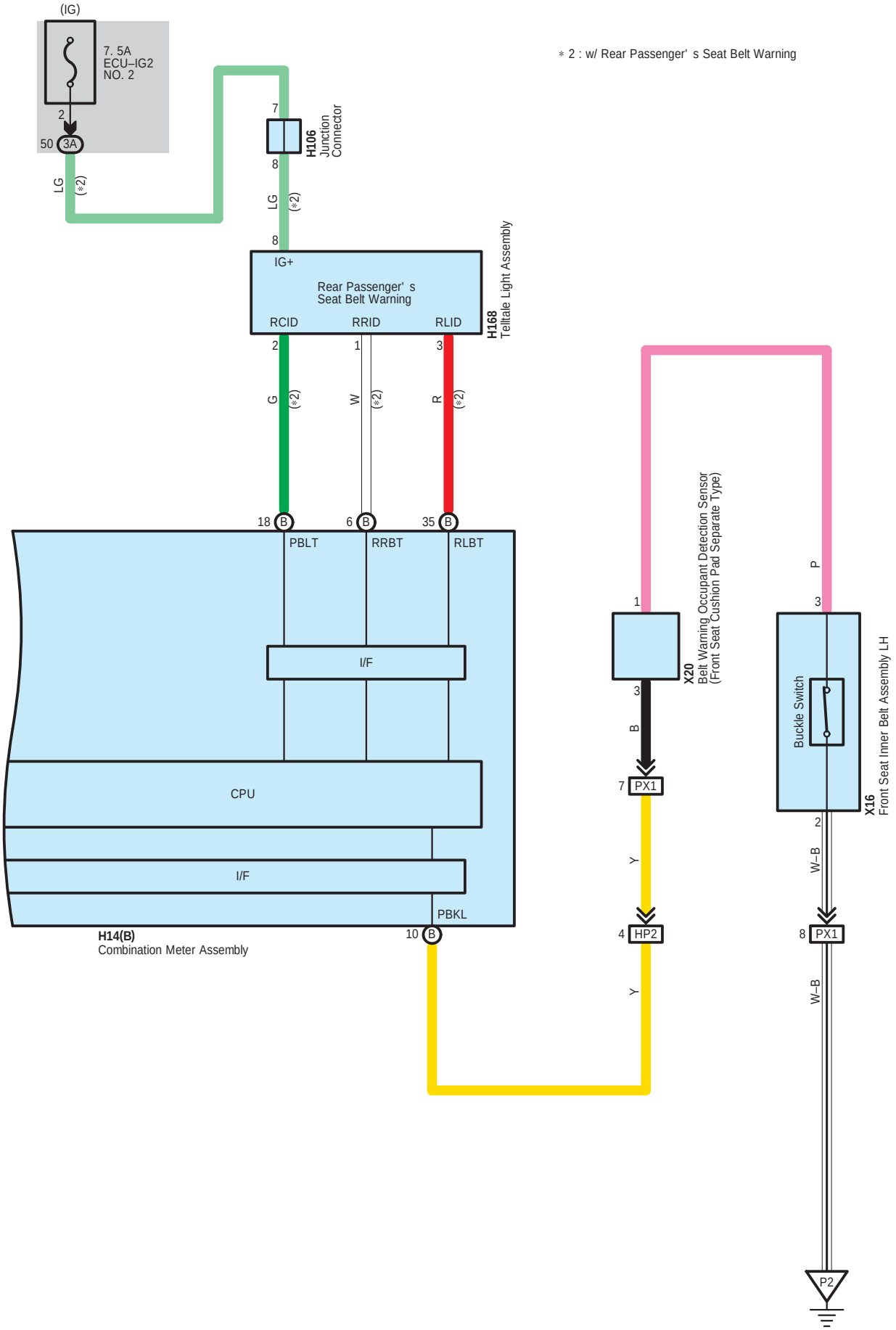

＊2 : w/ Rear Passenger' s Seat Belt Warning

A 24
Black

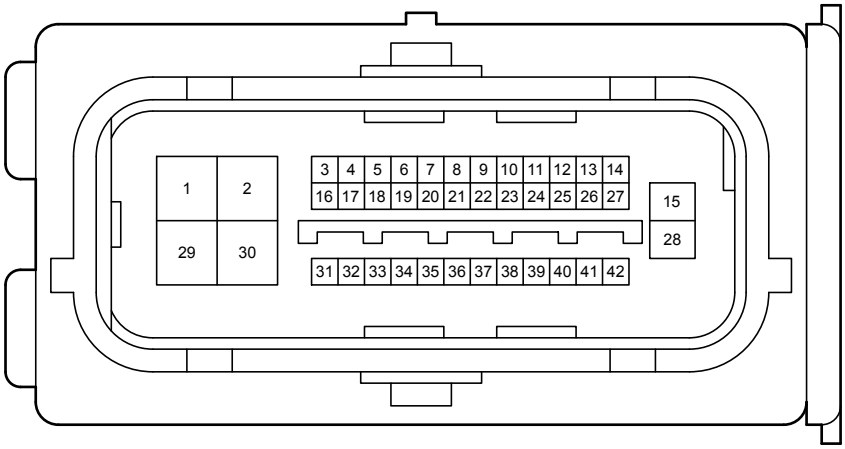

H 14
Black

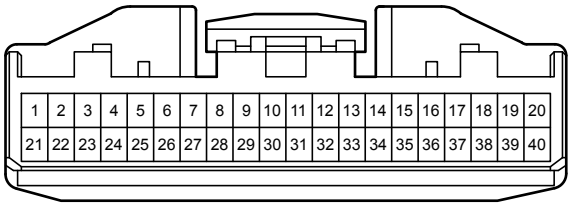

H 36
Yellow

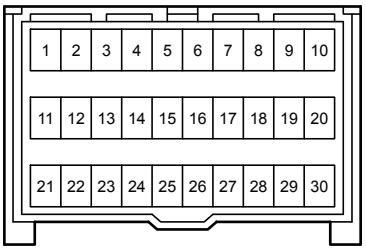

H106
Blue

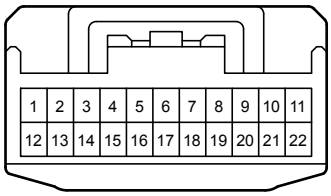

H107
Gray

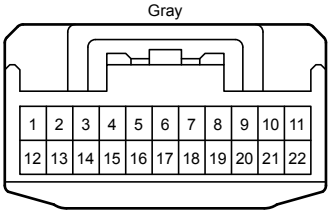

H108
Gray

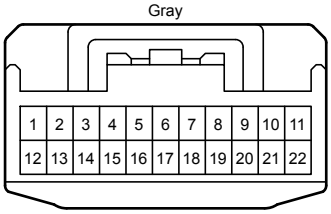

H116
White

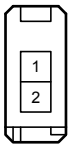

H117
White

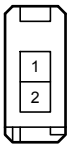

H122
White

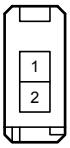

H124
White

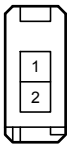

H131
White

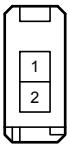

H168
Black

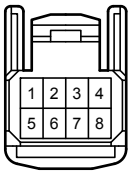

P 37
Black

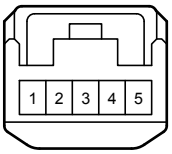

Q 5
Yellow

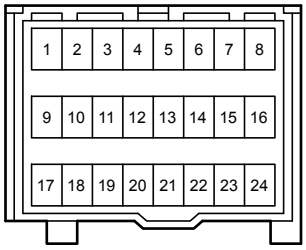

Q 35
Gray

Q 36
Gray

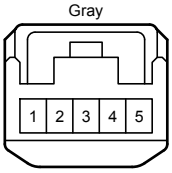

X 16
White

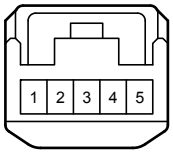

X 20
White

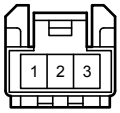

3A
White

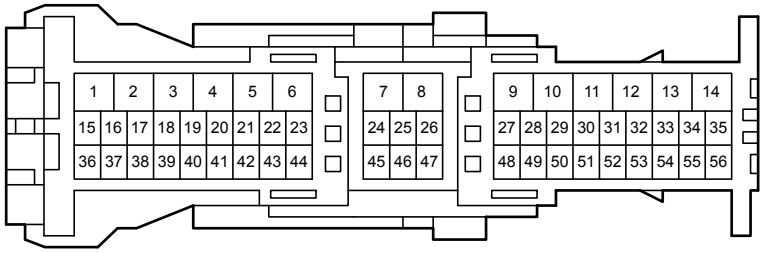

3B
White

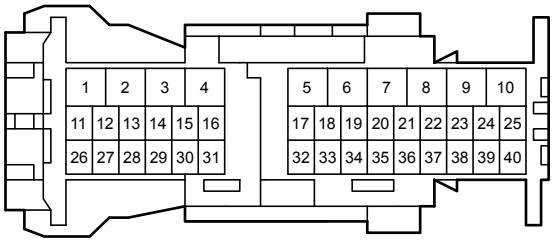

3D
White

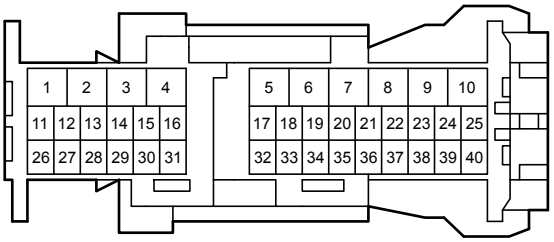

AA2
White

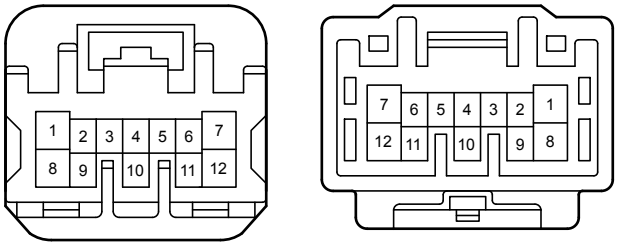

HA7
Gray

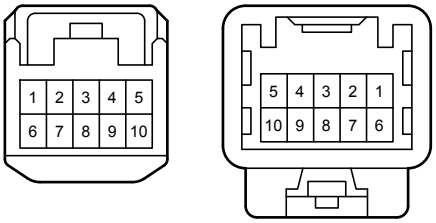

HP2
White

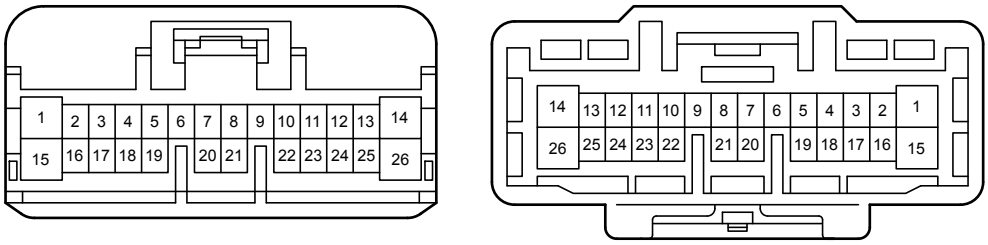

HP3
White

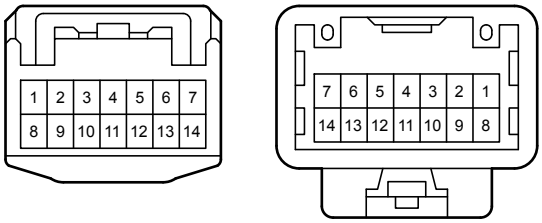

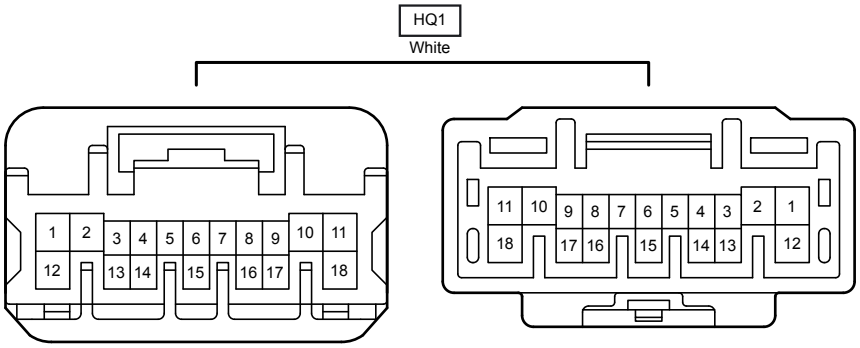
HQ1
White
1 2 3 4 5 6 7 8 9 10 11
12 13 14 15 16 17 18
11 10 9 8 7 6 5 4 3 2 1
18 17 16 15 14 13 12

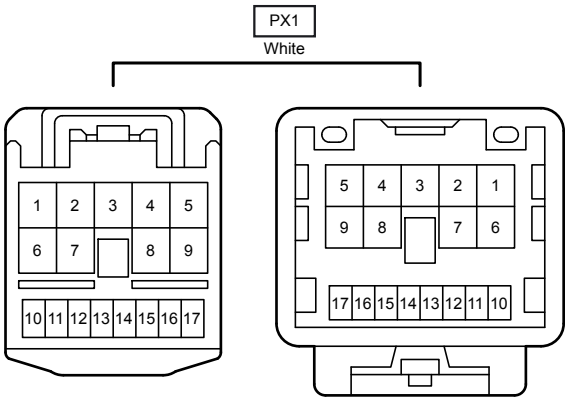
PX1
White
1 2 3 4 5
6 7 8 9
10 11 12 13 14 15 16 17
5 4 3 2 1
9 8 7 6
17 16 15 14 13 12 11 10