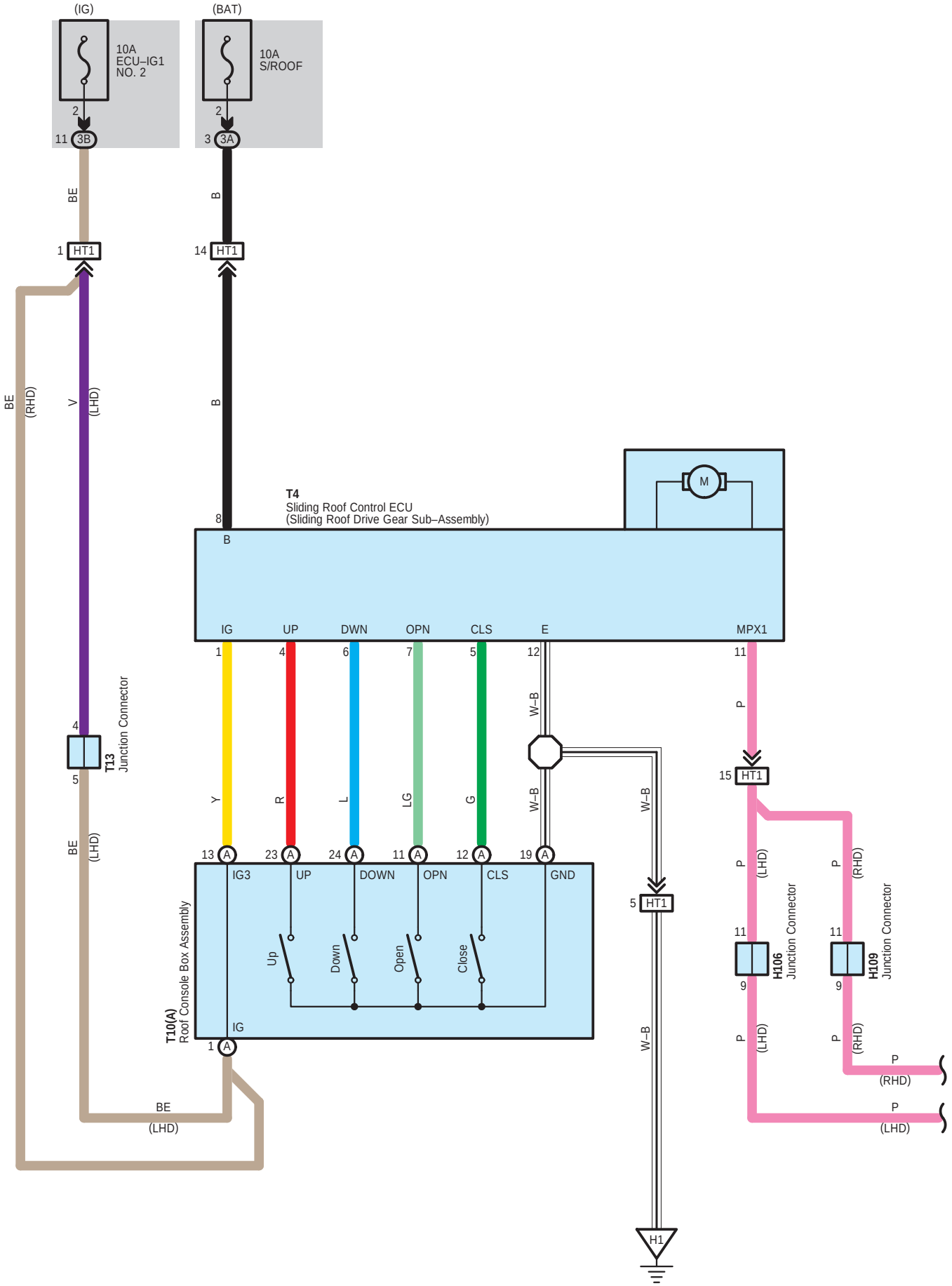
(IG)
10A
ECU–IG1
NO. 2
(BAT)
10A
S/ROOF
11 3B
3 3A
BE
B
1 HT1
14 HT1
BE (RHD)
V (LHD)
B
T4
Sliding Roof Control ECU
(Sliding Roof Drive Gear Sub–Assembly)
8
B
M
IG
UP
DWN
OPN
CLS
E
MPX1
1
4
6
7
5
12
11
W–B
P
T13
Junction Connector
4
5
15 HT1
Y
R
L
LG
G
W–B
W–B
BE (LHD)
13 A
23 A
24 A
11 A
12 A
19 A
IG3
UP
DOWN
OPN
CLS
GND
5 HT1
P (LHD)
P (RHD)
T10(A)
Roof Console Box Assembly
Up
Down
Open
Close
11
H106
Junction Connector
9
11
H109
Junction Connector
9
IG
1 A
W–B
P (LHD)
P (RHD)
P (RHD)
BE (LHD)
P (LHD)
H1

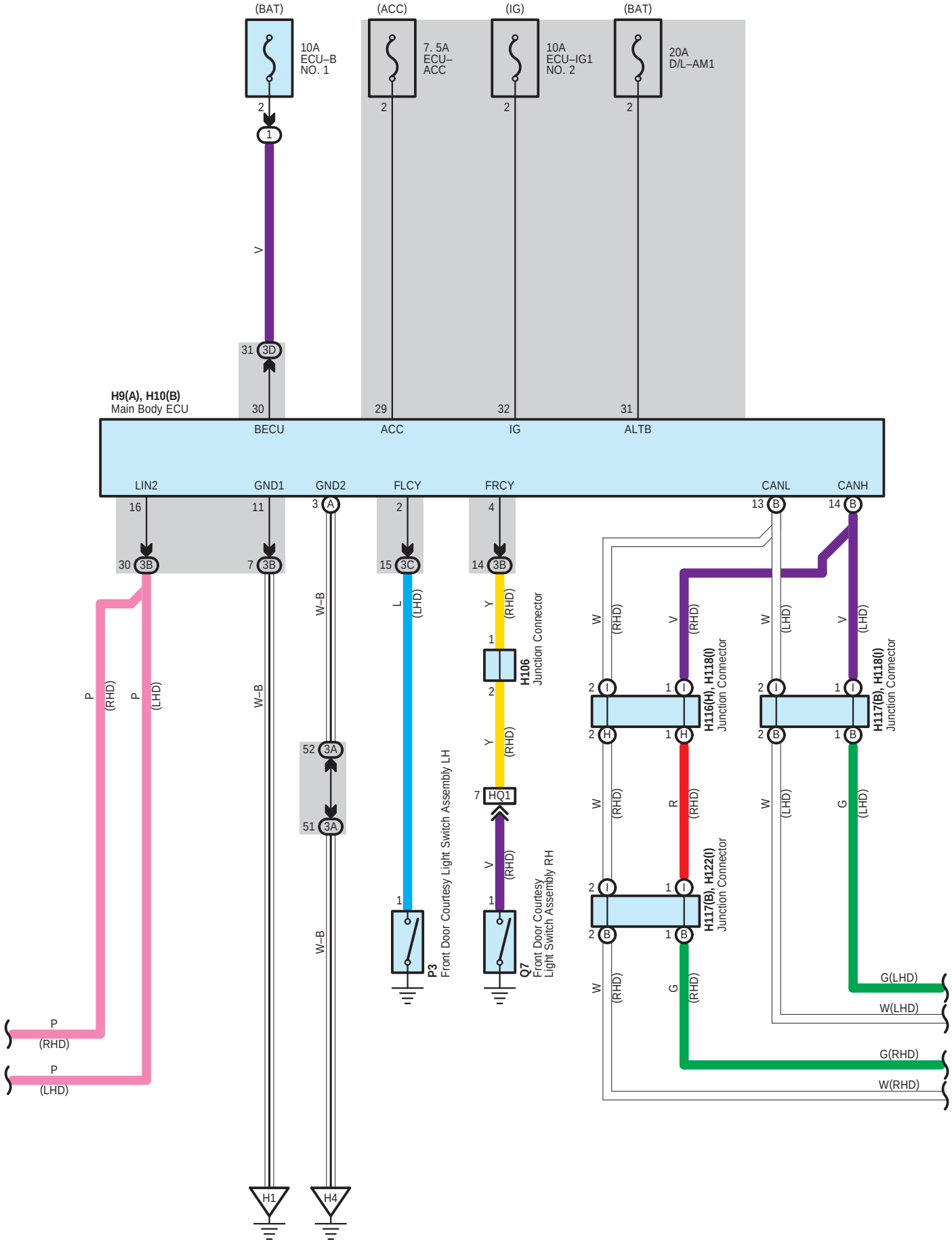
(BAT)
10A
ECU–B
NO. 1
(ACC)
7. 5A
ECU–
ACC
(IG)
10A
ECU–IG1
NO. 2
(BAT)
20A
D/L–AM1
H9(A), H10(B)
Main Body ECU
BECU
ACC
IG
ALTB
LIN2
GND1
GND2
FLCY
FRCY
CANL
CANH
H106
Junction Connector
H116(H), H118(I)
Junction Connector
H117(B), H118(I)
Junction Connector
H117(B), H122(I)
Junction Connector
P3
Front Door Courtesy Light Switch Assembly LH
Q7
Front Door Courtesy
Light Switch Assembly RH
HQ1
G(LHD)
W(LHD)
G(RHD)
W(RHD)
H1
H4

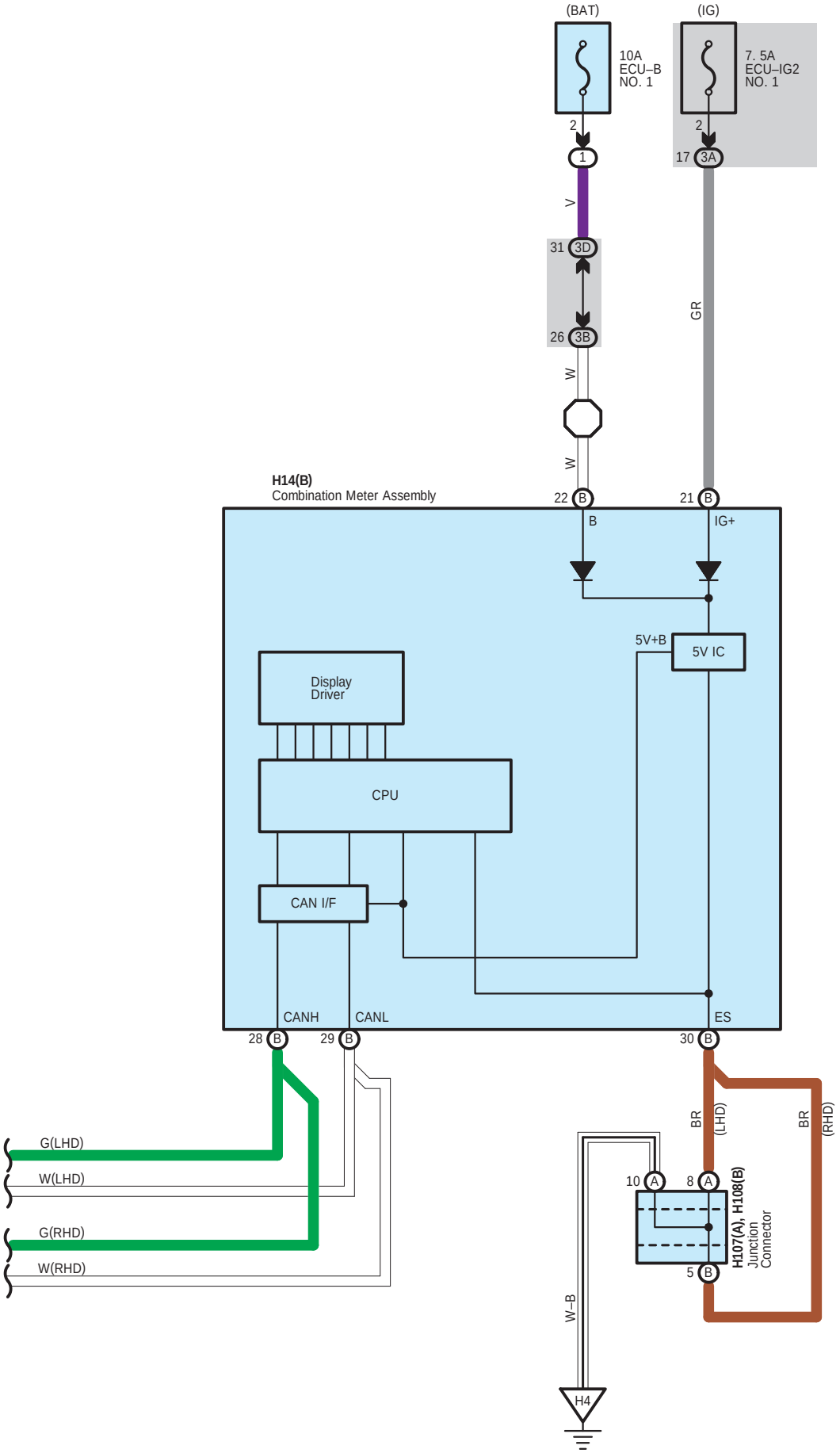
(BAT)
(IG)
10A
ECU–B
NO. 1
7. 5A
ECU–IG2
NO. 1
2
1
V
31 3D
26 3B
W
W
17 3A
GR
H14(B)
Combination Meter Assembly
22 B
21 B
B
IG+
5V+B
5V IC
Display
Driver
CPU
CAN I/F
CANH
CANL
ES
28 B
29 B
30 B
BR
(LHD)
BR
(RHD)
G(LHD)
W(LHD)
G(RHD)
W(RHD)
10 A
8 A
5 B
H107(A), H108(B)
Junction
Connector
W–B
H4

H 9
White

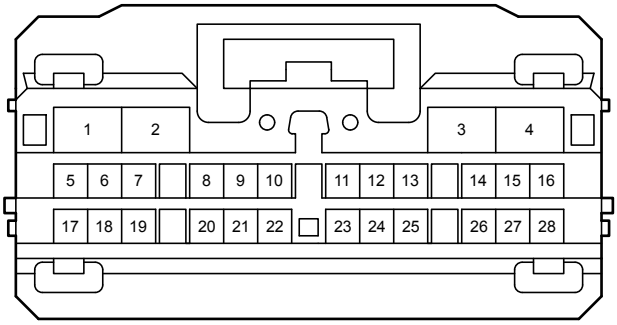

H 10
White

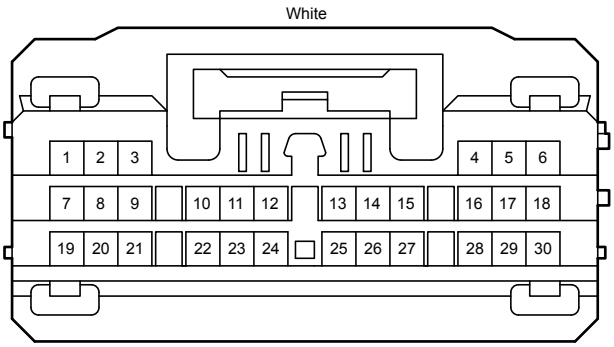

H 14
Black

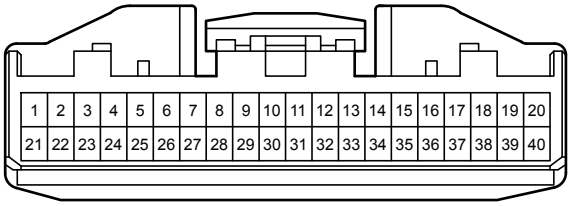

H106
Blue

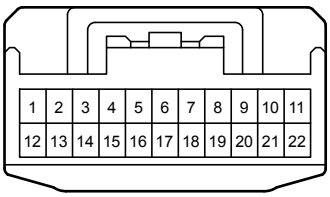

H107
Gray

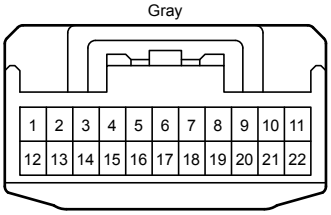

H108
Gray

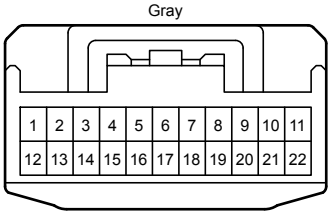

H109
Black

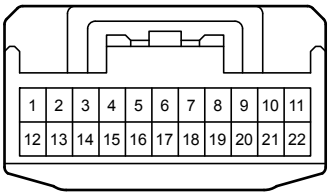

H116
White

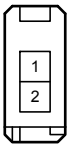

H117
White

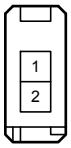

H118
White

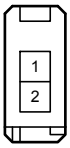

H122
White

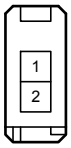

P 3
Black

Q 7
Black

T 4
White

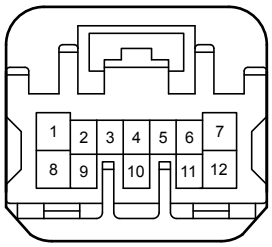

T 10
White

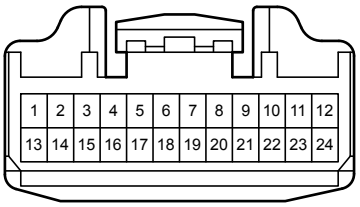

T 13
White

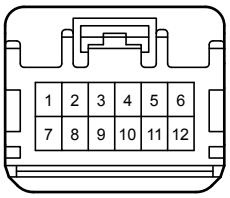

3A
White

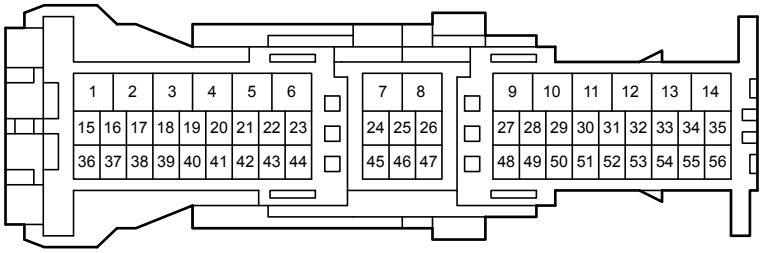

3B
White

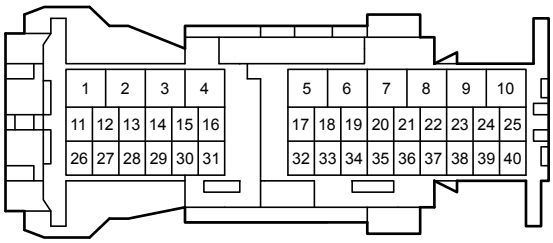

3C
White

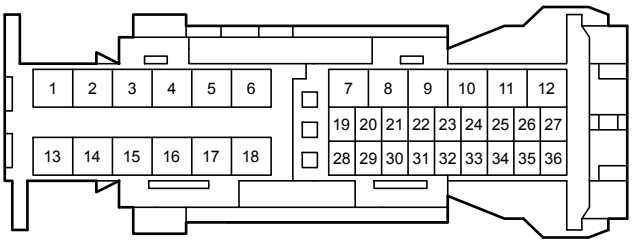

3D
White

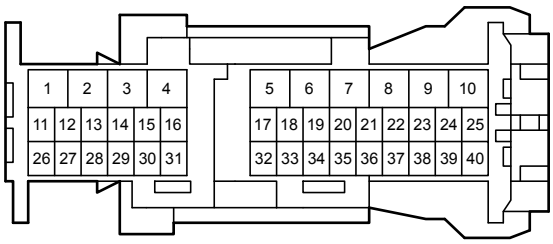

HQ1
White

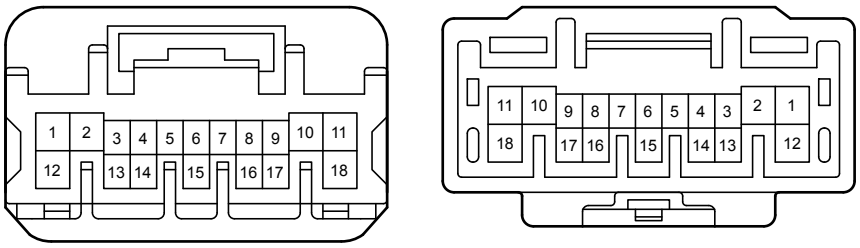
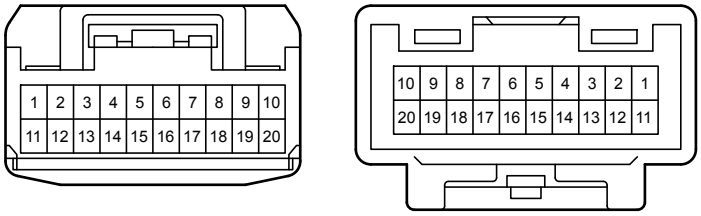
HT1
White