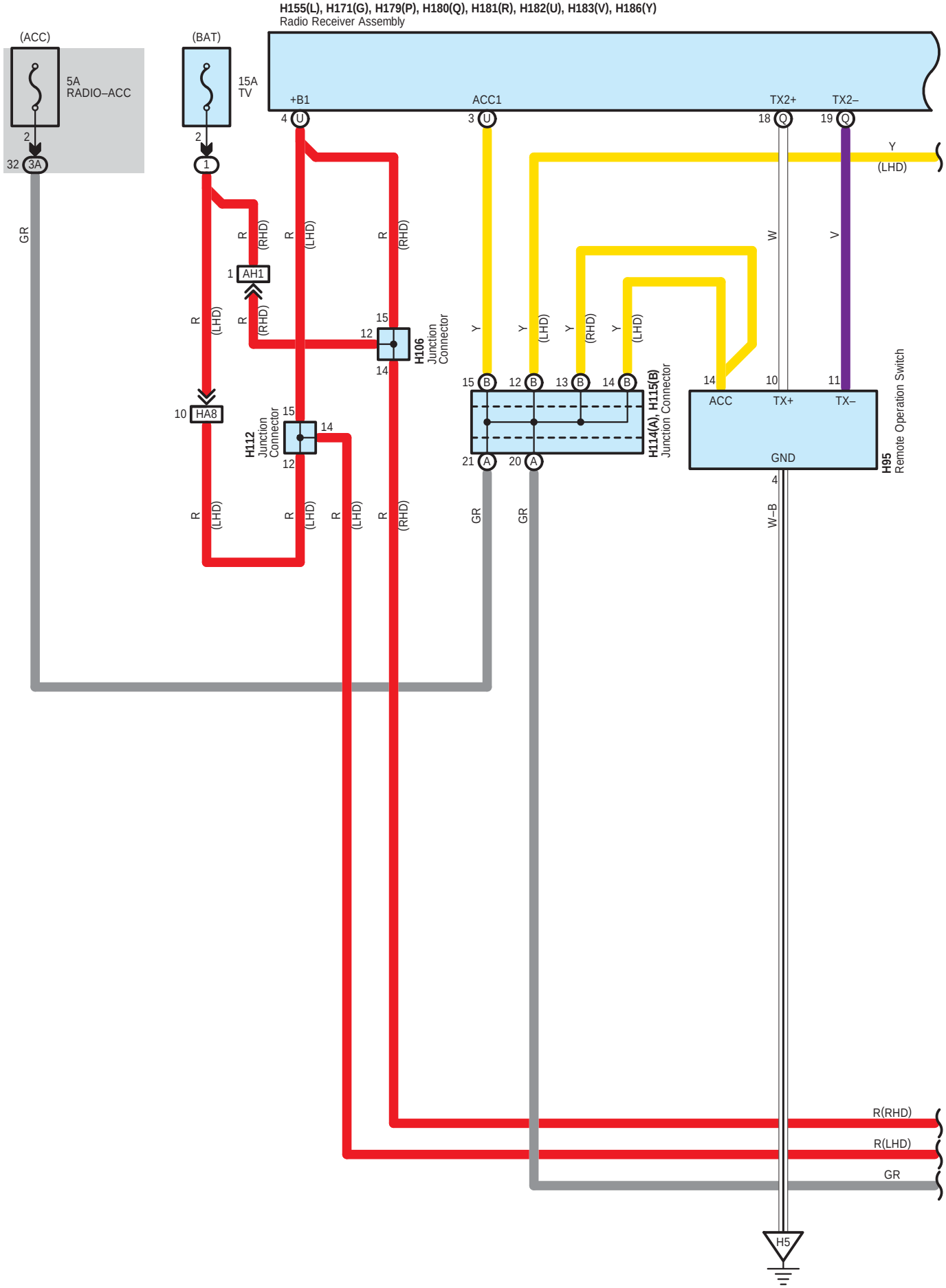
H155(L), H171(G), H179(P), H180(Q), H181(R), H182(U), H183(V), H186(Y)
Radio Receiver Assembly
(ACC)
5A
RADIO–ACC
(BAT)
15A
TV
+B1
ACC1
TX2+
TX2–
AH1
HA8
H106
Junction
Connector
H112
Junction
Connector
H114(A), H115(B)
Junction Connector
ACC
TX+
TX–
GND
H95
Remote Operation Switch
Y
(LHD)
R(RHD)
R(LHD)
GR
W–B
H5

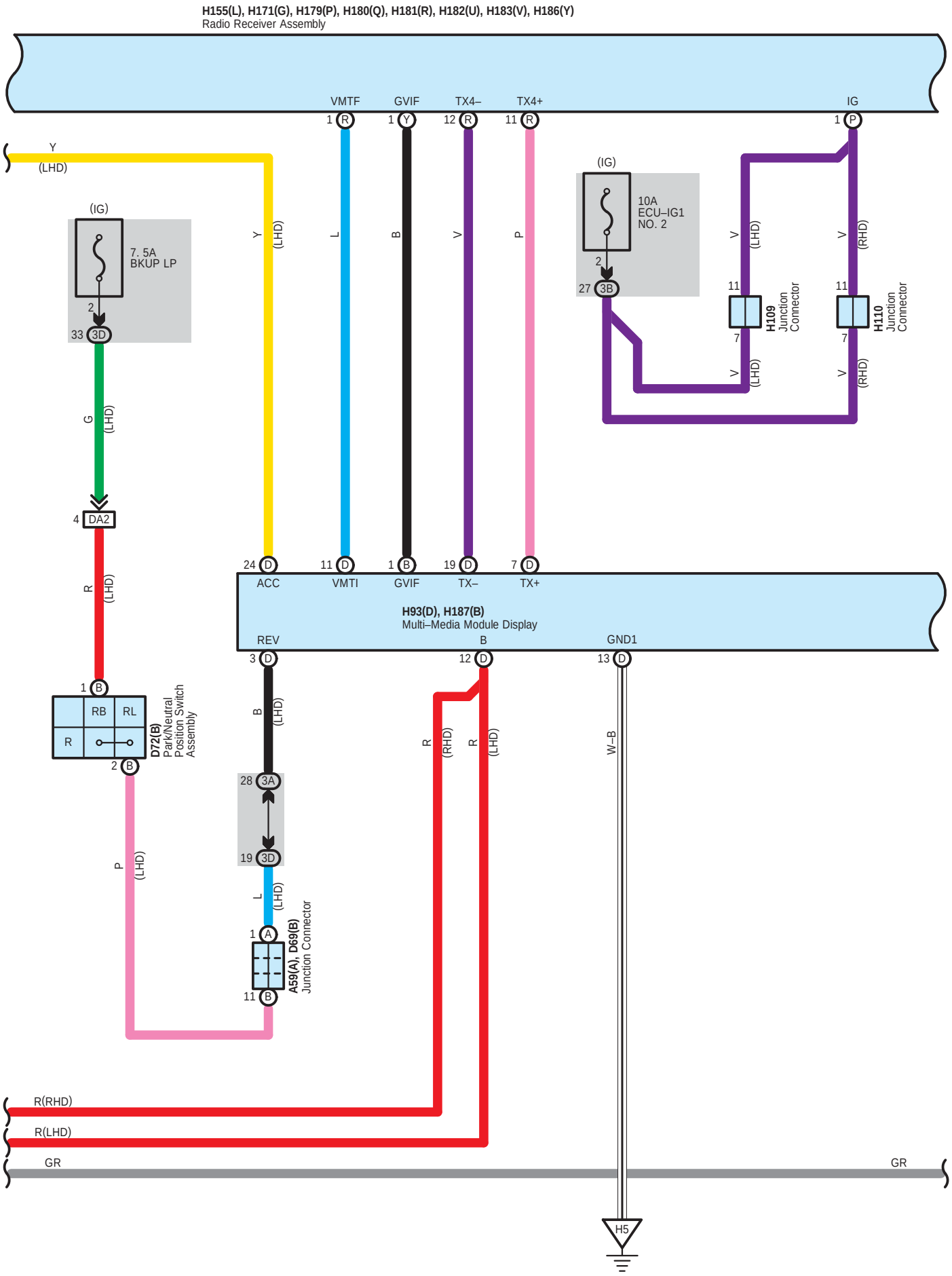
H155(L), H171(G), H179(P), H180(Q), H181(R), H182(U), H183(V), H186(Y)
Radio Receiver Assembly
VMTF
GVIF
TX4–
TX4+
IG
Y
(LHD)
(IG)
7. 5A
BKUP LP
10A
ECU–IG1
NO. 2
H109
Junction
Connector
H110
Junction
Connector
DA2
ACC
VMTI
GVIF
TX–
TX+
H93(D), H187(B)
Multi–Media Module Display
REV
B
GND1
RB
RL
R
D72(B)
Park/Neutral
Position Switch
Assembly
A59(A), D69(B)
Junction Connector
R(RHD)
R(LHD)
GR
W–B
H5

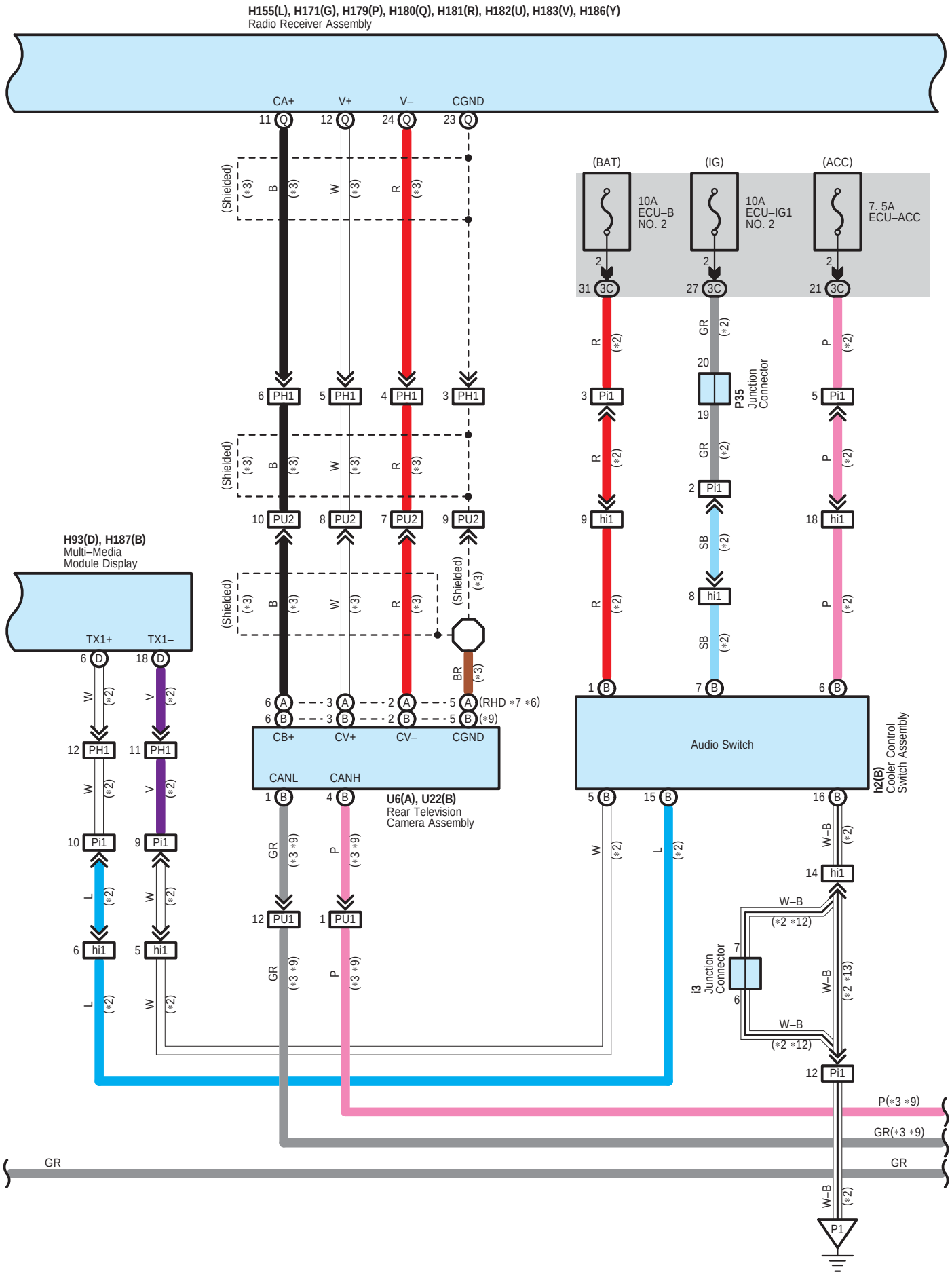
H155(L), H171(G), H179(P), H180(Q), H181(R), H182(U), H183(V), H186(Y)
Radio Receiver Assembly
CA+
V+
V–
CGND
(BAT)
(IG)
(ACC)
10A ECU–B NO. 2
10A ECU–IG1 NO. 2
7. 5A ECU–ACC
P35 Junction Connector
H93(D), H187(B)
Multi–Media Module Display
TX1+
TX1–
(RHD ∗7 ∗6)
(∗9)
CB+
CV+
CV–
CGND
CANL
CANH
U6(A), U22(B)
Rear Television Camera Assembly
Audio Switch
h2(B)
Cooler Control Switch Assembly
i3 Junction Connector
(Shielded)
P(∗3 ∗9)
GR(∗3 ∗9)
GR
P1

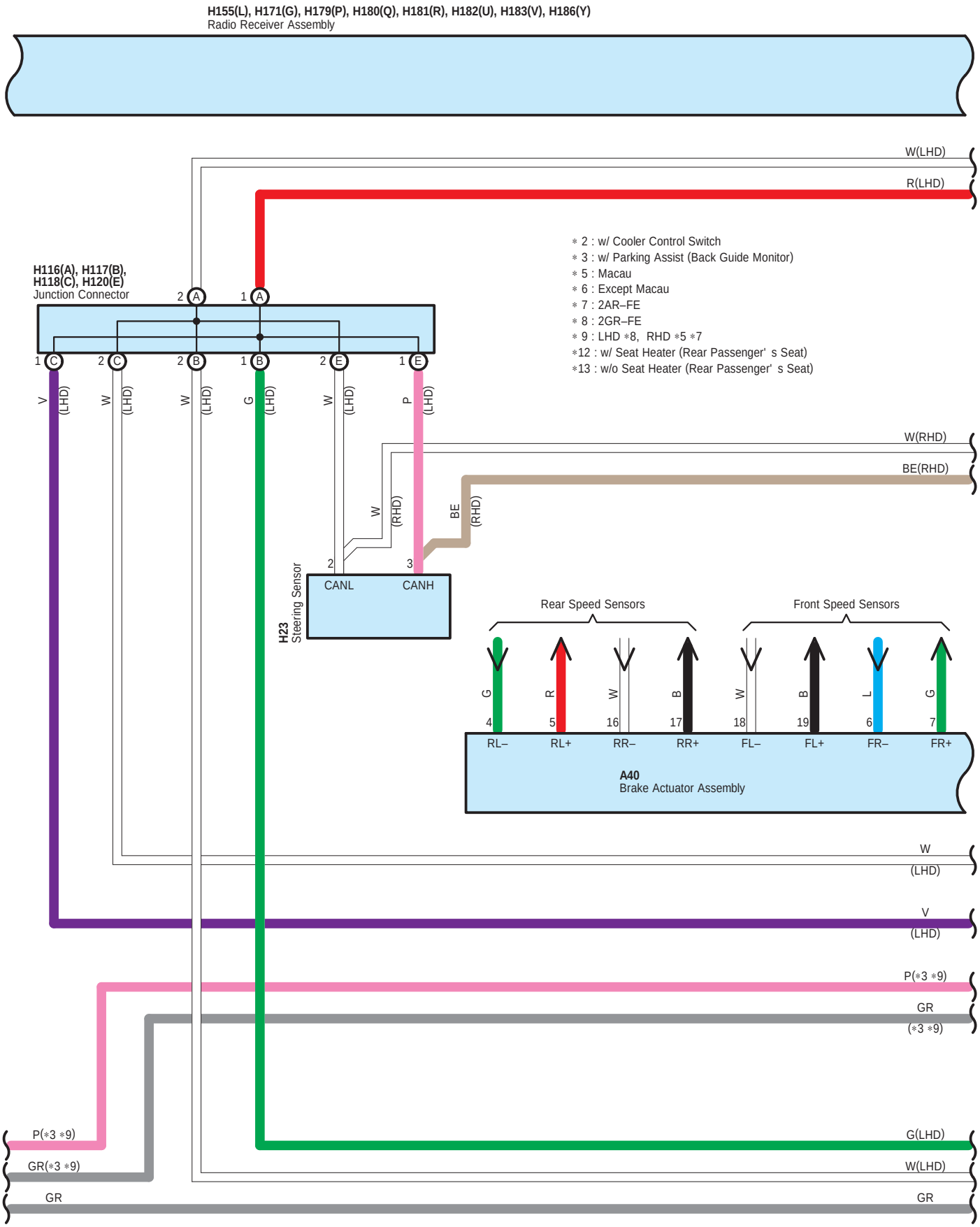
H155(L), H171(G), H179(P), H180(Q), H181(R), H182(U), H183(V), H186(Y)
Radio Receiver Assembly
W(LHD)
R(LHD)
∗ 2 : w/ Cooler Control Switch
∗ 3 : w/ Parking Assist (Back Guide Monitor)
∗ 5 : Macau
∗ 6 : Except Macau
∗ 7 : 2AR–FE
∗ 8 : 2GR–FE
∗ 9 : LHD ∗8, RHD ∗5 ∗7
∗12 : w/ Seat Heater (Rear Passenger' s Seat)
∗13 : w/o Seat Heater (Rear Passenger' s Seat)
H116(A), H117(B), H118(C), H120(E)
Junction Connector
W(RHD)
BE(RHD)
H23
Steering Sensor
CANL
CANH
Rear Speed Sensors
Front Speed Sensors
RL–
RL+
RR–
RR+
FL–
FL+
FR–
FR+
A40
Brake Actuator Assembly
W
(LHD)
V
(LHD)
P(∗3 ∗9)
GR
(∗3 ∗9)
G(LHD)
W(LHD)
GR

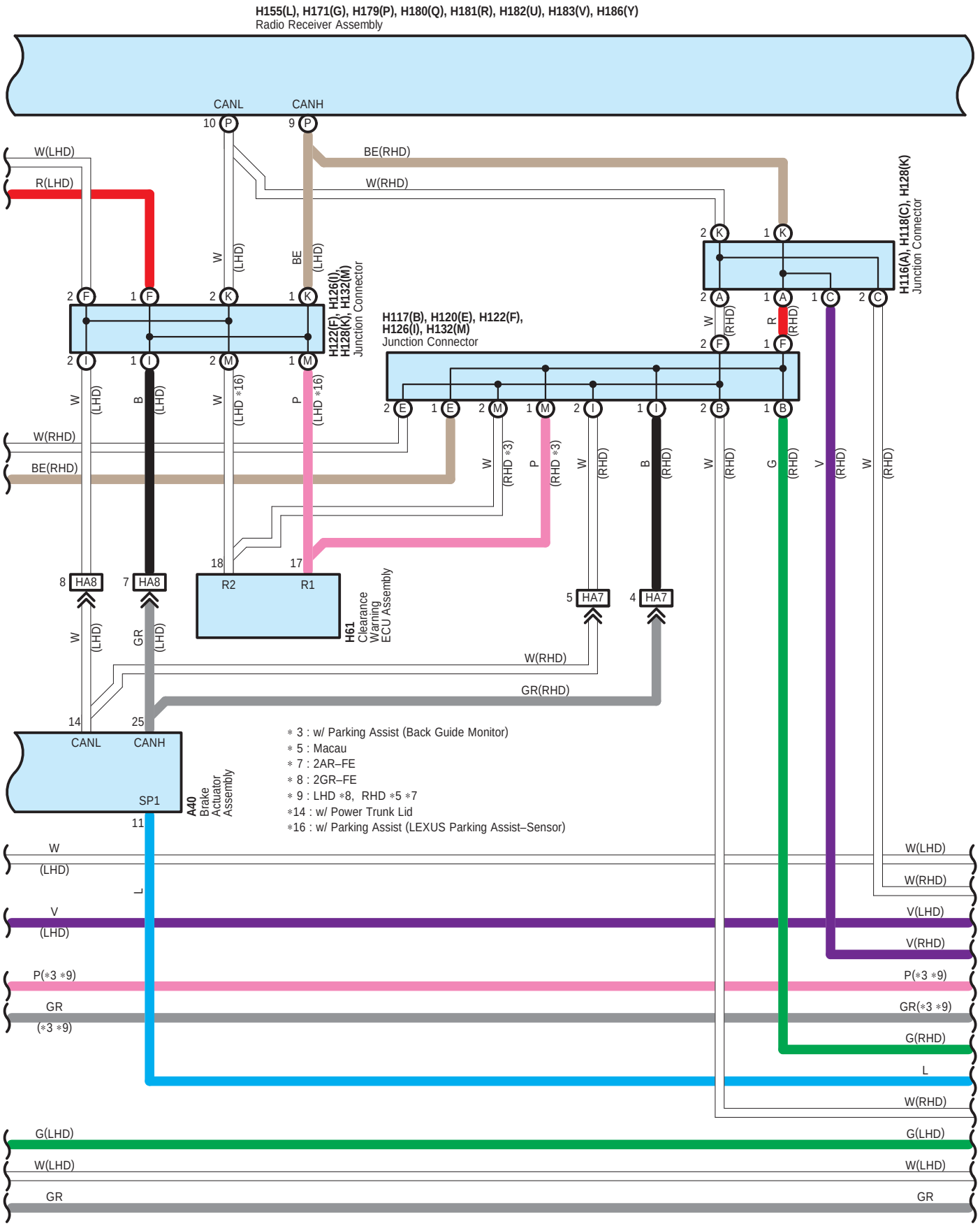
H155(L), H171(G), H179(P), H180(Q), H181(R), H182(U), H183(V), H186(Y)
Radio Receiver Assembly
CANL
CANH
W(LHD)
R(LHD)
BE(RHD)
W(RHD)
H122(F), H126(I), H128(K), H132(M)
Junction Connector
H116(A), H118(C), H128(K)
Junction Connector
H117(B), H120(E), H122(F), H126(I), H132(M)
Junction Connector
H61
Clearance Warning ECU Assembly
A40
Brake Actuator Assembly
HA8
HA7
R2
R1
SP1
W(RHD)
GR(RHD)
∗ 3 : w/ Parking Assist (Back Guide Monitor)
∗ 5 : Macau
∗ 7 : 2AR–FE
∗ 8 : 2GR–FE
∗ 9 : LHD ∗8, RHD ∗5 ∗7
∗14 : w/ Power Trunk Lid
∗16 : w/ Parking Assist (LEXUS Parking Assist–Sensor)
W (LHD)
V (LHD)
P(∗3 ∗9)
GR (∗3 ∗9)
G(LHD)
W(LHD)
GR
W(LHD)
W(RHD)
V(LHD)
V(RHD)
P(∗3 ∗9)
GR(∗3 ∗9)
G(RHD)
L
W(RHD)
G(LHD)
W(LHD)
GR

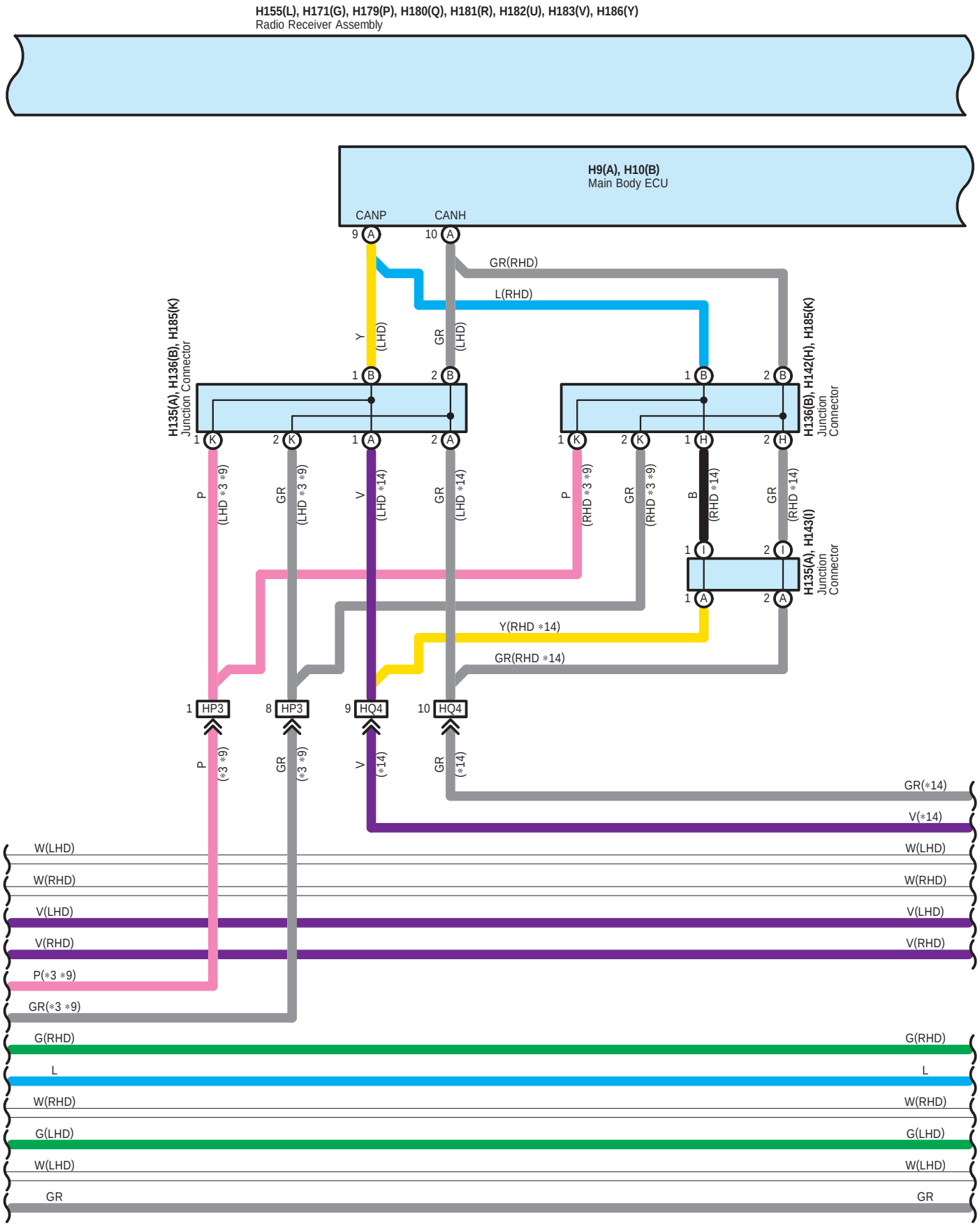
H155(L), H171(G), H179(P), H180(Q), H181(R), H182(U), H183(V), H186(Y)
Radio Receiver Assembly
H9(A), H10(B)
Main Body ECU
CANP
CANH
9 A
10 A
GR(RHD)
L(RHD)
H135(A), H136(B), H185(K)
Junction Connector
H136(B), H142(H), H185(K)
Junction Connector
H135(A), H143(I)
Junction Connector
Y (LHD)
GR (LHD)
P (LHD ∗3 ∗9)
GR (LHD ∗3 ∗9)
V (LHD ∗14)
GR (LHD ∗14)
P (RHD ∗3 ∗9)
GR (RHD ∗3 ∗9)
B (RHD ∗14)
GR (RHD ∗14)
Y(RHD ∗14)
GR(RHD ∗14)
HP3
HQ4
P (∗3 ∗9)
GR (∗3 ∗9)
V (∗14)
GR (∗14)
GR(∗14)
V(∗14)
W(LHD)
W(RHD)
V(LHD)
V(RHD)
P(∗3 ∗9)
GR(∗3 ∗9)
G(RHD)
L
W(RHD)
G(LHD)
W(LHD)
GR

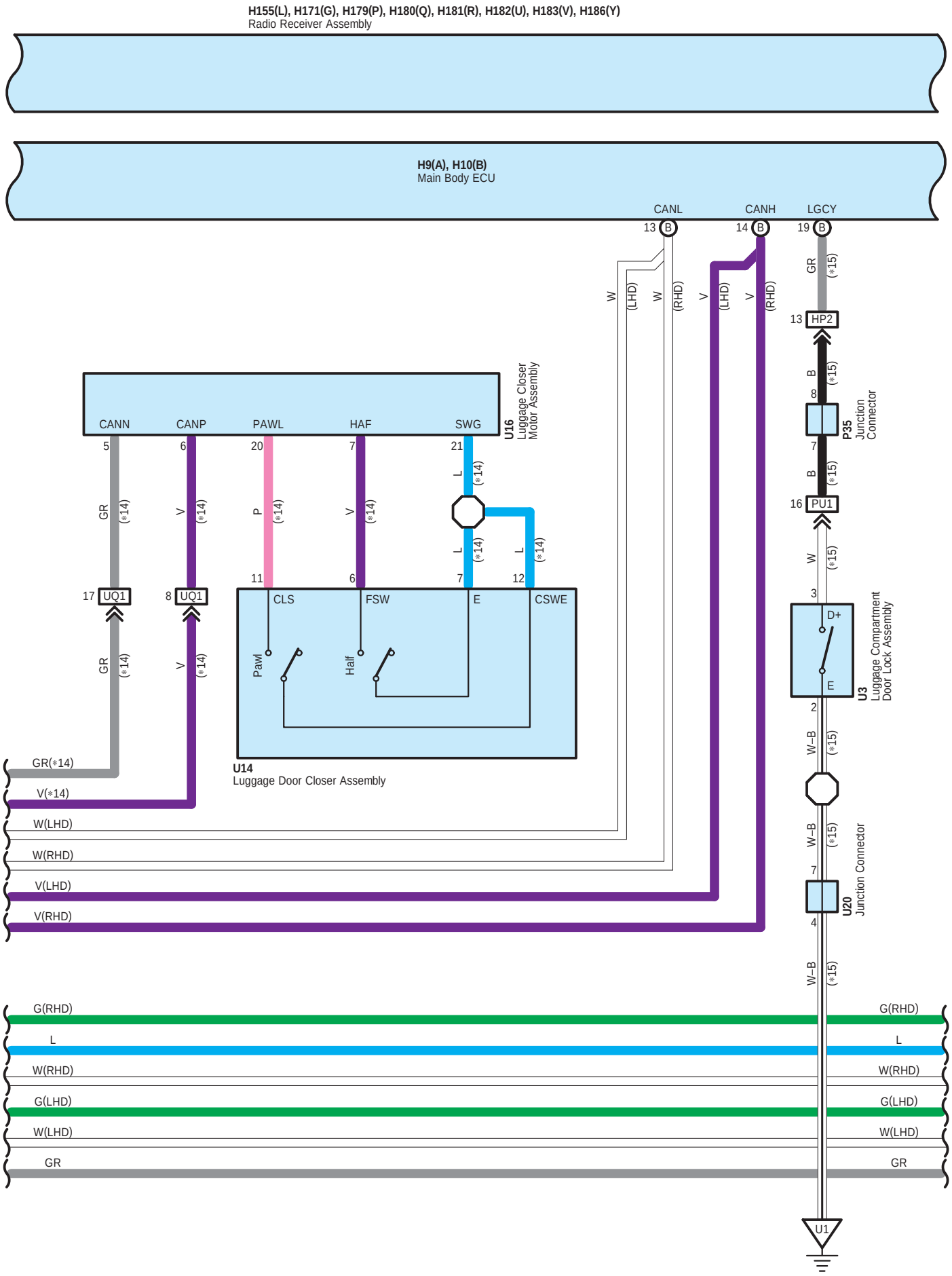
H155(L), H171(G), H179(P), H180(Q), H181(R), H182(U), H183(V), H186(Y)
Radio Receiver Assembly
H9(A), H10(B)
Main Body ECU
CANL
CANH
LGCY
13 B
14 B
19 B
GR (*15)
13 HP2
B (*15)
8
P35
Junction Connector
7
B (*15)
16 PU1
W (*15)
3
D+
E
U3
Luggage Compartment Door Lock Assembly
2
W-B (*15)
W-B (*15)
7
U20
Junction Connector
4
W-B (*15)
U1
W (LHD)
W (RHD)
V (LHD)
V (RHD)
U16
Luggage Closer Motor Assembly
CANN
CANP
PAWL
HAF
SWG
5
6
20
7
21
GR (*14)
V (*14)
P (*14)
V (*14)
L (*14)
L (*14)
L (*14)
17 UQ1
8 UQ1
11
6
7
12
CLS
FSW
E
CSWE
Pawl
Half
U14
Luggage Door Closer Assembly
GR(*14)
V(*14)
W(LHD)
W(RHD)
V(LHD)
V(RHD)
G(RHD)
L
W(RHD)
G(LHD)
W(LHD)
GR

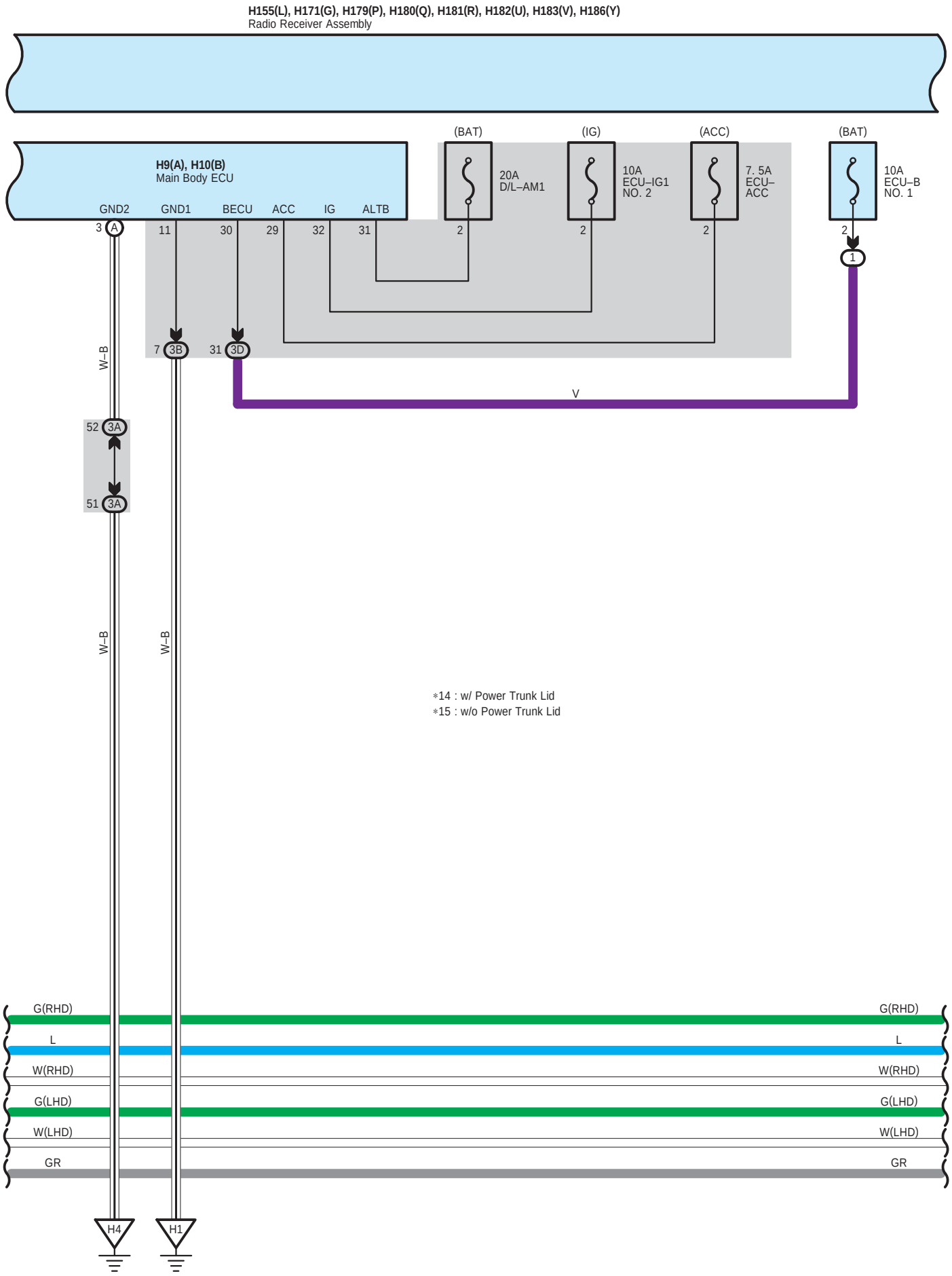
H155(L), H171(G), H179(P), H180(Q), H181(R), H182(U), H183(V), H186(Y)
Radio Receiver Assembly
H9(A), H10(B)
Main Body ECU
GND2
GND1
BECU
ACC
IG
ALTB
(BAT)
(IG)
(ACC)
(BAT)
20A
D/L–AM1
10A
ECU–IG1
NO. 2
7. 5A
ECU–
ACC
10A
ECU–B
NO. 1
3 A
11
30
29
32
31
2
2
2
2
1
7 3B
31 3D
W–B
V
52 3A
51 3A
W–B
W–B
∗14 : w/ Power Trunk Lid
∗15 : w/o Power Trunk Lid
G(RHD)
L
W(RHD)
G(LHD)
W(LHD)
GR
H4
H1

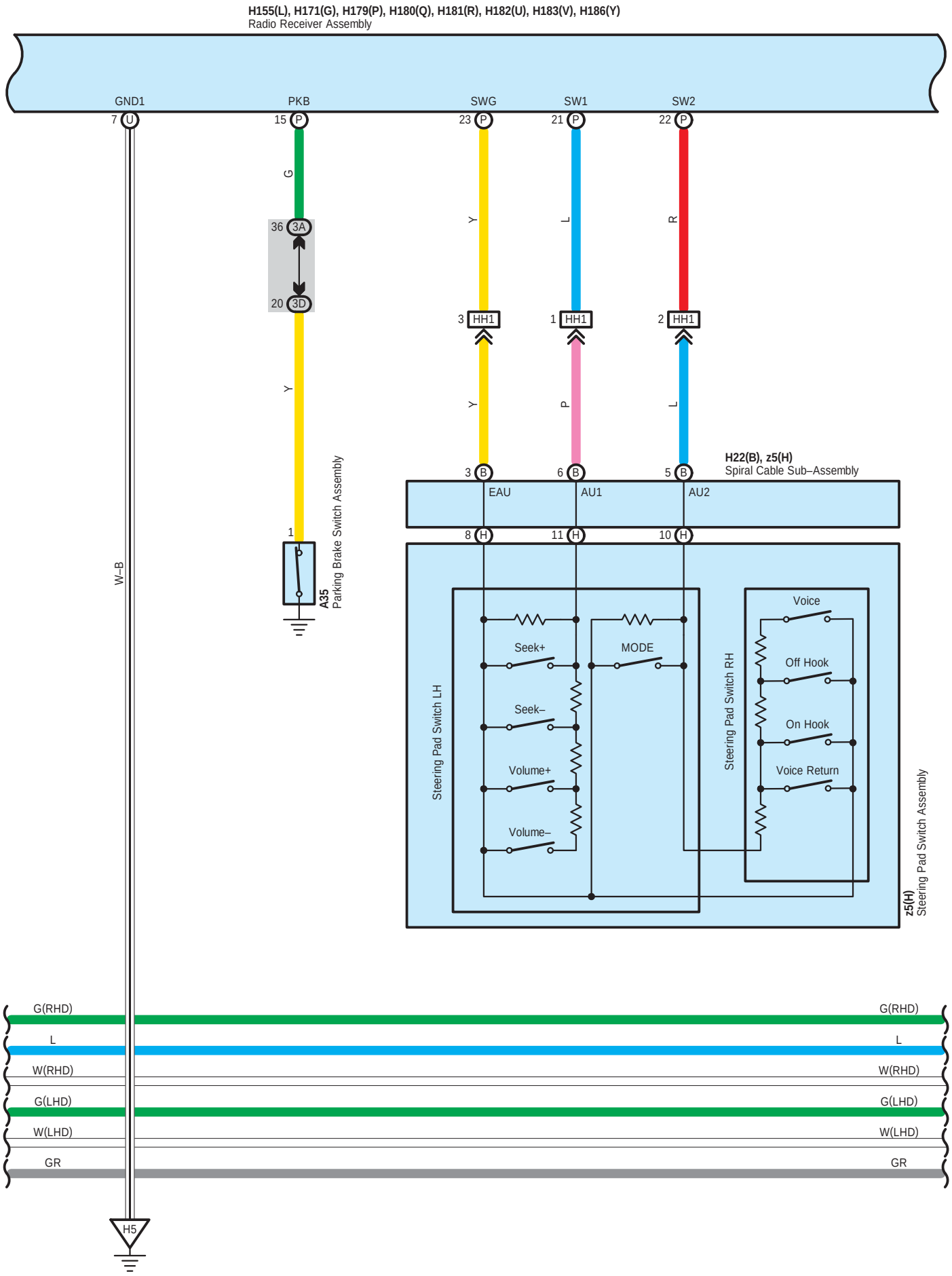
H155(L), H171(G), H179(P), H180(Q), H181(R), H182(U), H183(V), H186(Y)
Radio Receiver Assembly
GND1
PKB
SWG
SW1
SW2
7 U
15 P
23 P
21 P
22 P
G
Y
L
R
36 3A
20 3D
3 HH1
1 HH1
2 HH1
Y
Y
P
L
H22(B), z5(H)
Spiral Cable Sub–Assembly
3 B
6 B
5 B
EAU
AU1
AU2
8 H
11 H
10 H
1
A35
Parking Brake Switch Assembly
W–B
Seek+
Seek–
Volume+
Volume–
MODE
Voice
Off Hook
On Hook
Voice Return
Steering Pad Switch LH
Steering Pad Switch RH
z5(H)
Steering Pad Switch Assembly
G(RHD)
L
W(RHD)
G(LHD)
W(LHD)
GR
H5

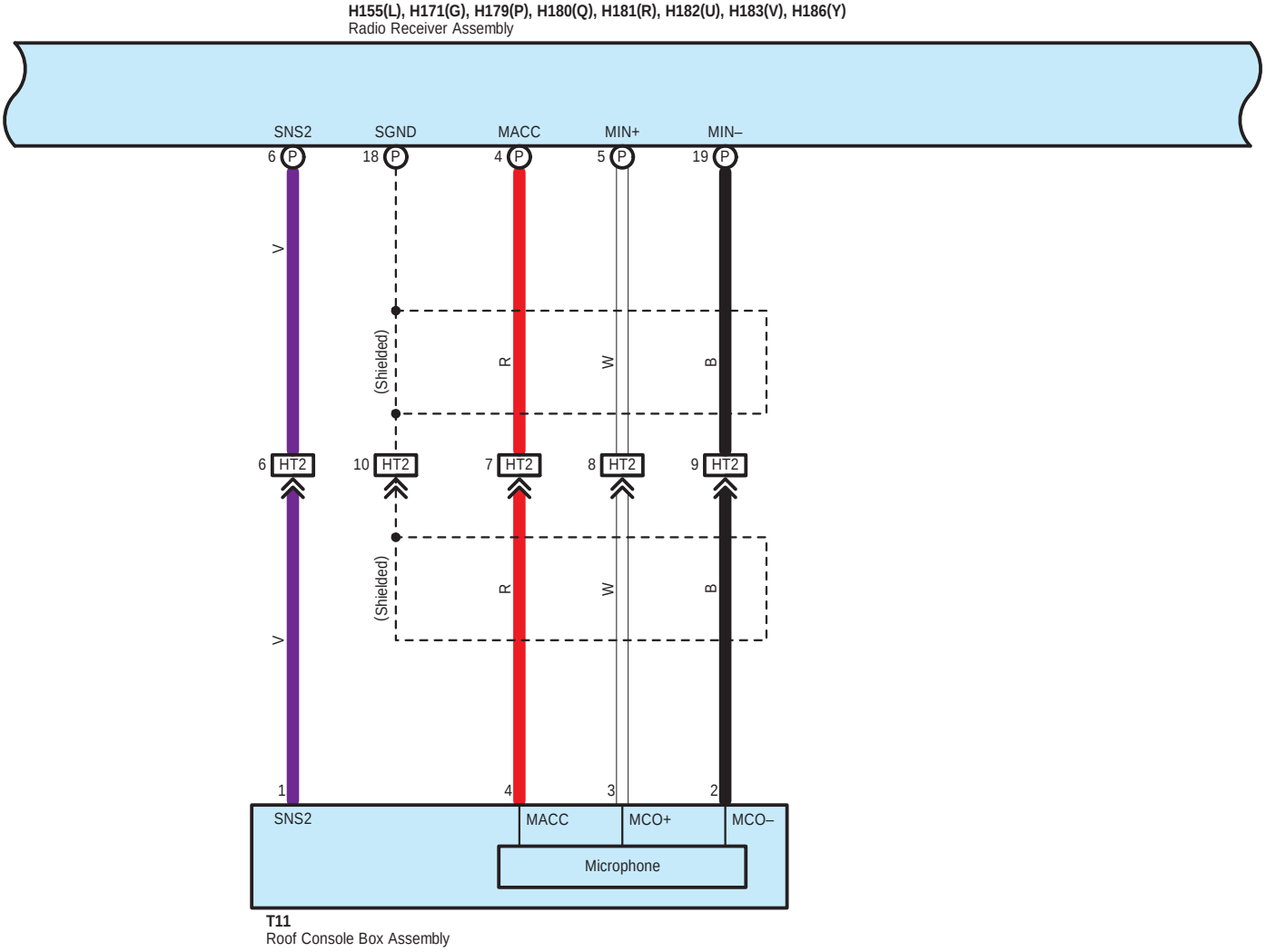
H155(L), H171(G), H179(P), H180(Q), H181(R), H182(U), H183(V), H186(Y)
Radio Receiver Assembly
SNS2
SGND
MACC
MIN+
MIN–
6 P
18 P
4 P
5 P
19 P
V
(Shielded)
R
W
B
6 HT2
10 HT2
7 HT2
8 HT2
9 HT2
(Shielded)
R
W
B
V
1
4
3
2
SNS2
MACC
MCO+
MCO–
Microphone
T11
Roof Console Box Assembly

G(RHD)
G(RHD)
L
L
W(RHD)
W(RHD)
G(LHD)
G(LHD)
W(LHD)
W(LHD)
GR
GR

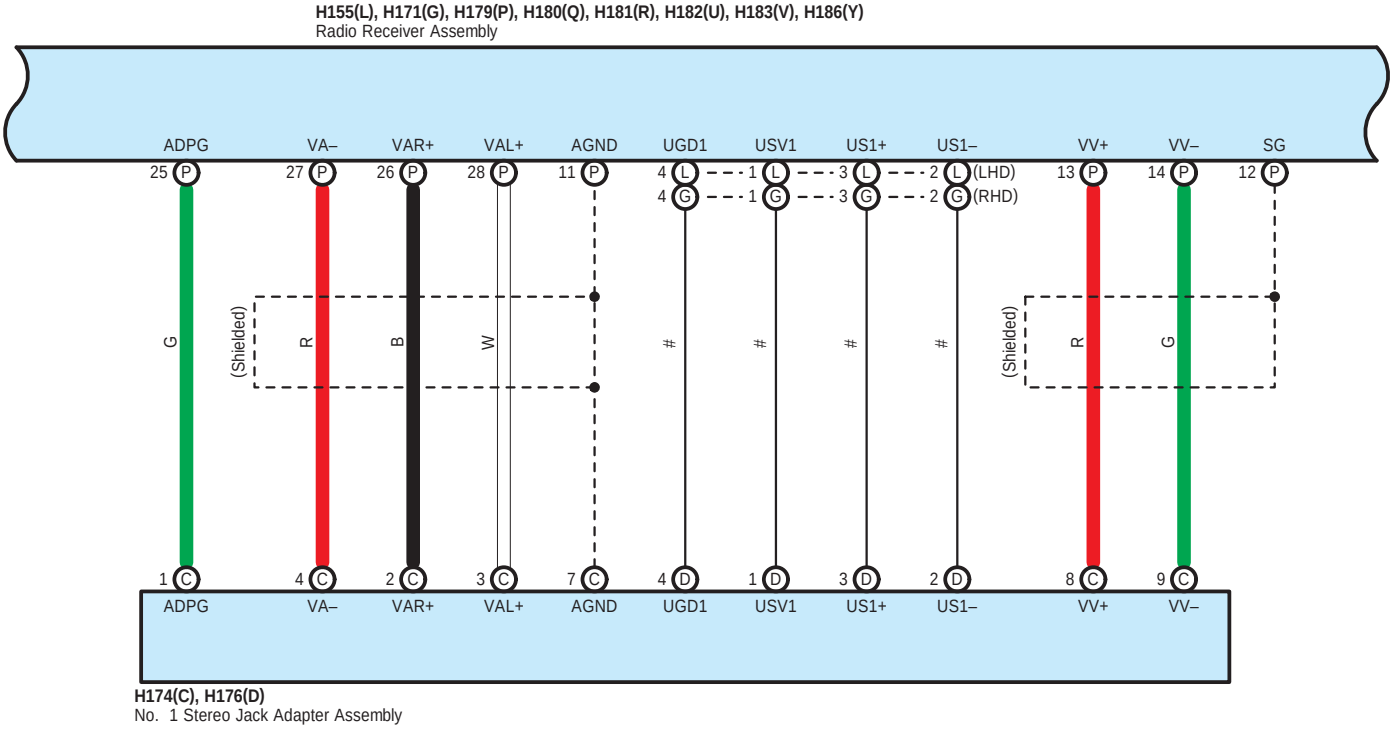

: There is no wire color information.



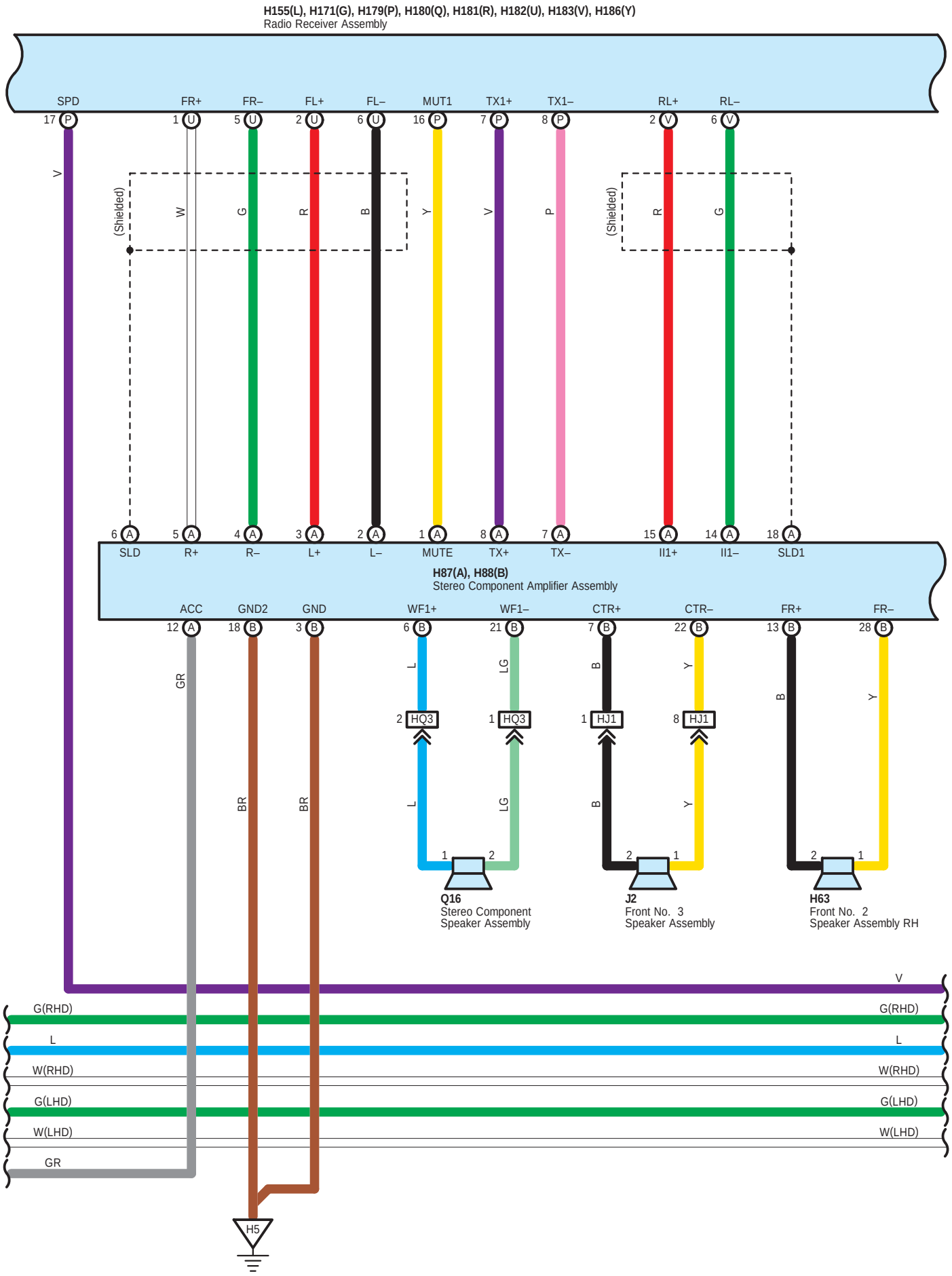
H155(L), H171(G), H179(P), H180(Q), H181(R), H182(U), H183(V), H186(Y)
Radio Receiver Assembly
SPD
FR+
FR–
FL+
FL–
MUT1
TX1+
TX1–
RL+
RL–
(Shielded)
(Shielded)
SLD
R+
R–
L+
L–
MUTE
TX+
TX–
II1+
II1–
SLD1
H87(A), H88(B)
Stereo Component Amplifier Assembly
ACC
GND2
GND
WF1+
WF1–
CTR+
CTR–
FR+
FR–
HQ3
HQ3
HJ1
HJ1
Q16
Stereo Component
Speaker Assembly
J2
Front No. 3
Speaker Assembly
H63
Front No. 2
Speaker Assembly RH
G(RHD)
L
W(RHD)
G(LHD)
W(LHD)
GR
H5

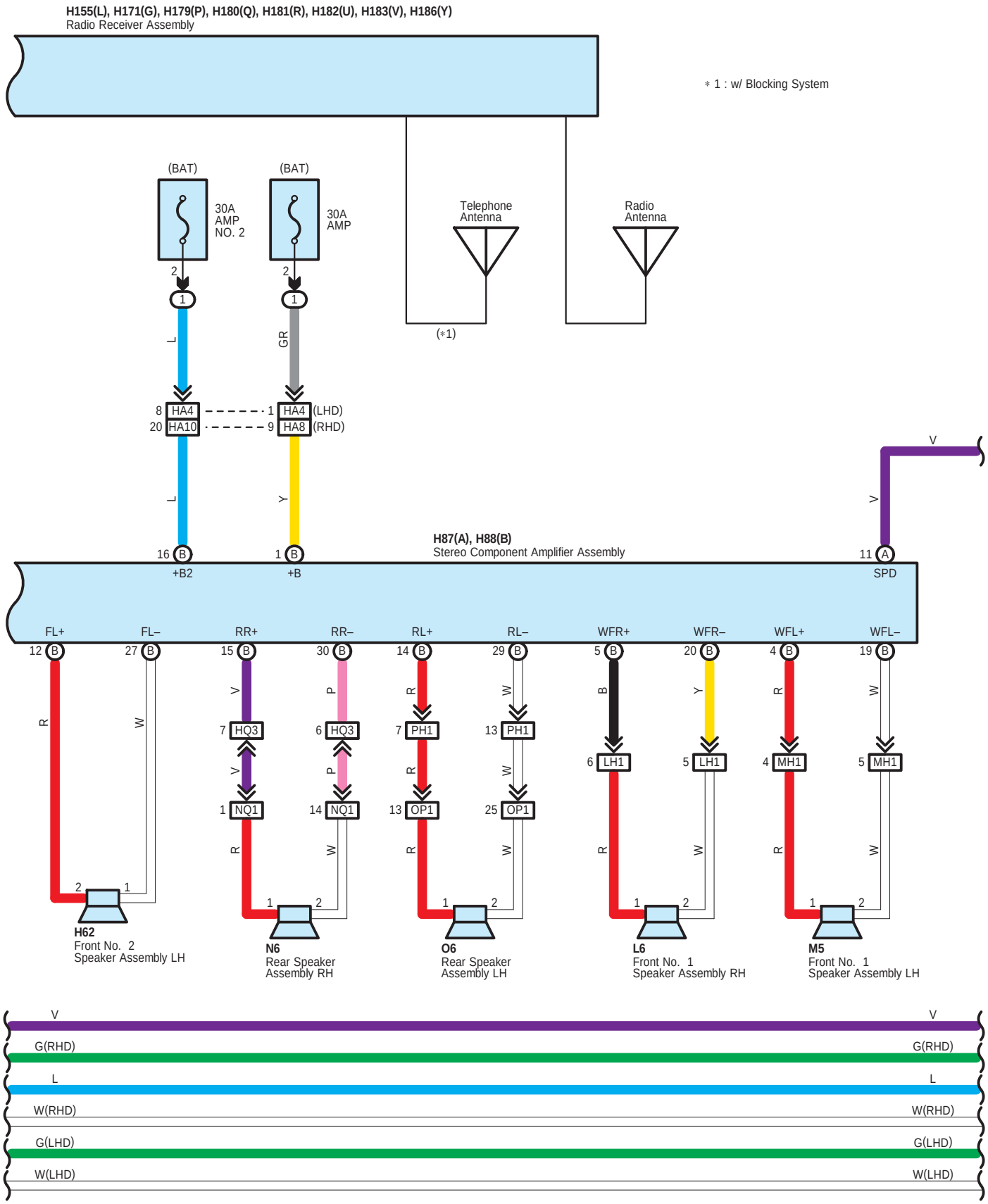
H155(L), H171(G), H179(P), H180(Q), H181(R), H182(U), H183(V), H186(Y)
Radio Receiver Assembly
∗1 : w/ Blocking System
(BAT)
30A AMP NO. 2
(BAT)
30A AMP
Telephone Antenna
Radio Antenna
(∗1)
HA4
HA10
HA4 (LHD)
HA8 (RHD)
H87(A), H88(B)
Stereo Component Amplifier Assembly
+B2
+B
SPD
FL+
FL–
RR+
RR–
RL+
RL–
WFR+
WFR–
WFL+
WFL–
HQ3
NQ1
PH1
OP1
LH1
MH1
H62
Front No. 2 Speaker Assembly LH
N6
Rear Speaker Assembly RH
O6
Rear Speaker Assembly LH
L6
Front No. 1 Speaker Assembly RH
M5
Front No. 1 Speaker Assembly LH
V
G(RHD)
L
W(RHD)
G(LHD)
W(LHD)

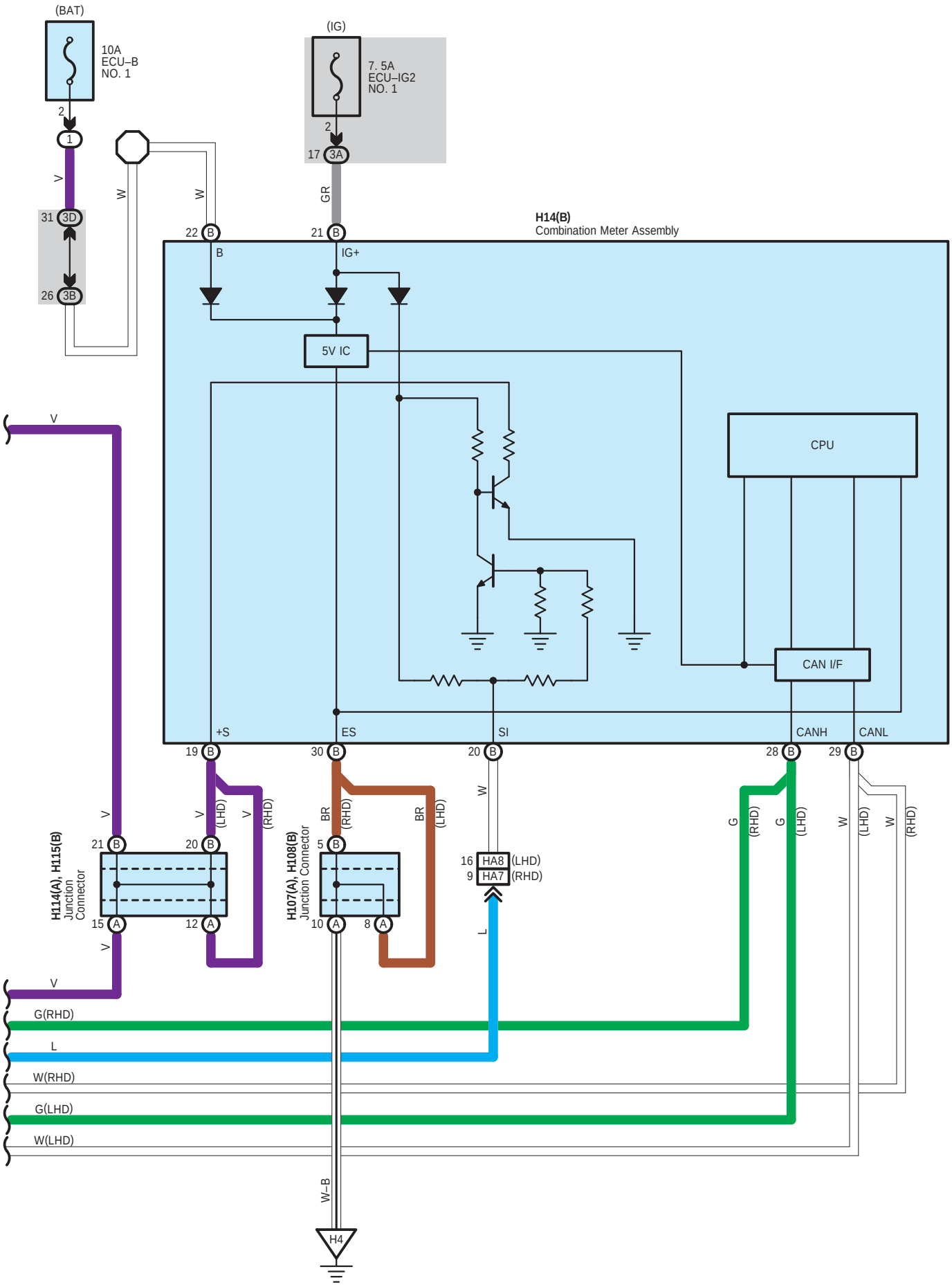
(BAT)
10A
ECU–B
NO. 1
(IG)
7. 5A
ECU–IG2
NO. 1
H14(B)
Combination Meter Assembly
B
IG+
5V IC
CPU
CAN I/F
+S
ES
SI
CANH
CANL
H114(A), H115(B)
Junction
Connector
H107(A), H108(B)
Junction Connector
HA8 (LHD)
HA7 (RHD)
G(RHD)
L
W(RHD)
G(LHD)
W(LHD)
W–B
H4

A 35
White

A 40
Black

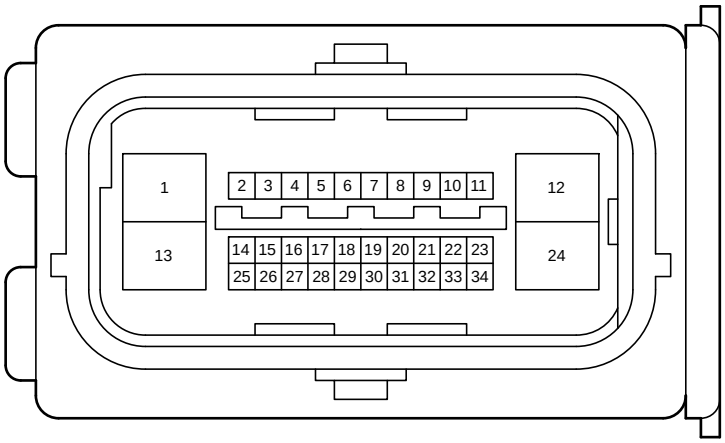

A 59
White

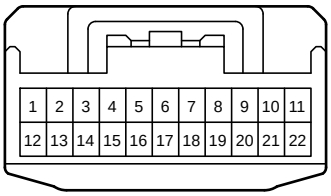

D 69
White

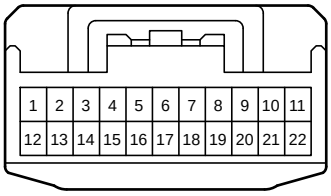

D 72
Gray

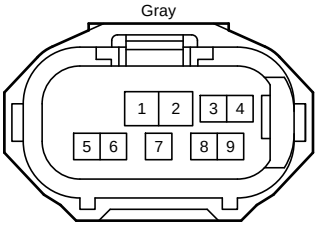

H 9
White

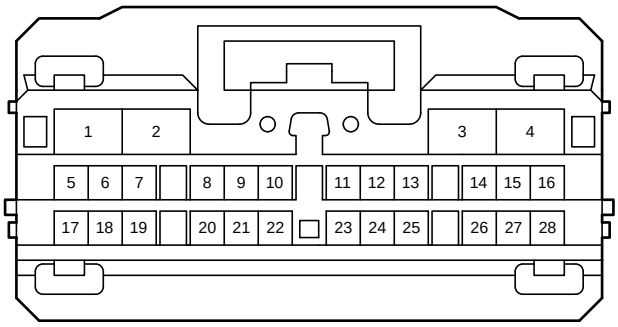

H 10
White

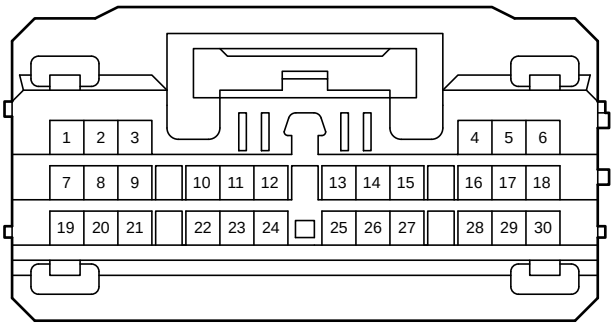

H 14
Black

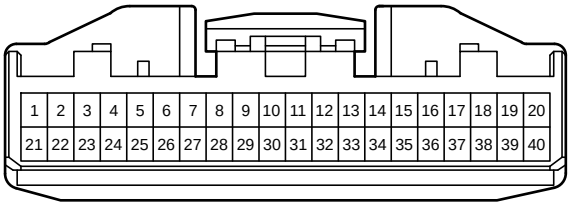

H 22
Black

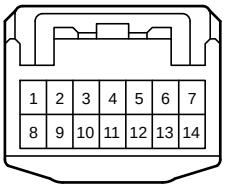

H 23
Blue

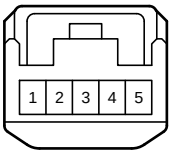

H 61
Black

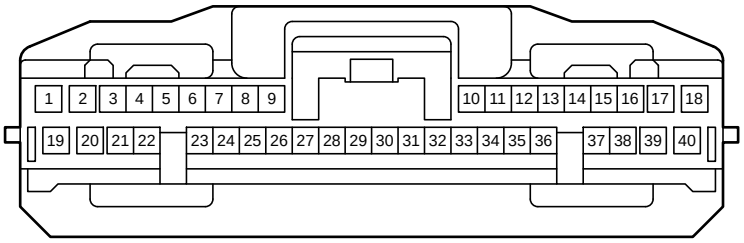

H 62
Black

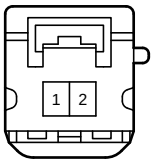

H 63
Black

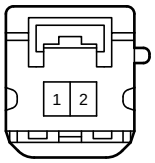

H 87
White

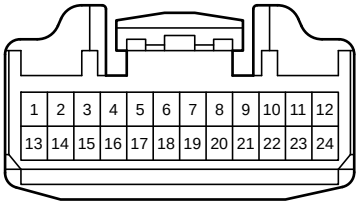

H 88
White

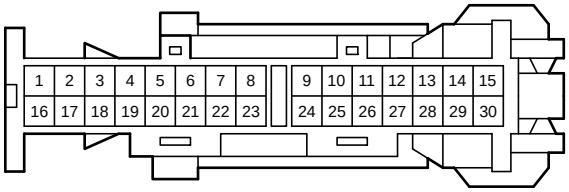

H 93
Black

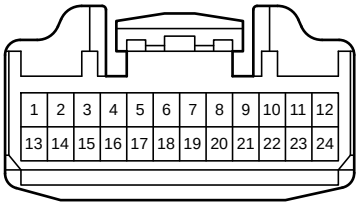

H 95
White



H106
Blue

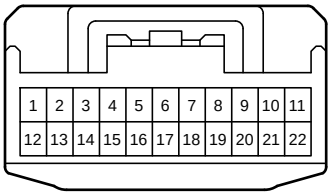

H107
Gray

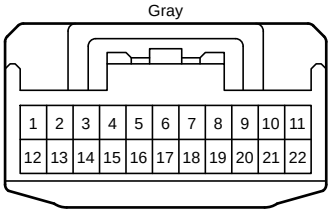

H108
Gray

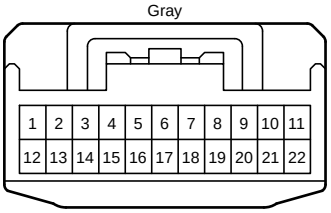

H109
Black

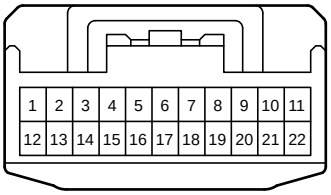

H110
Black

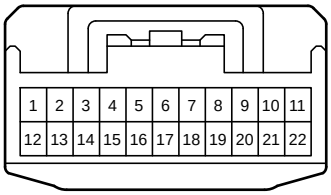

H112
White

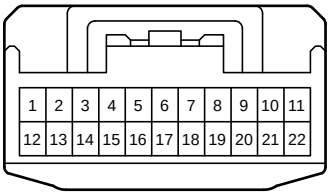

H114
Black

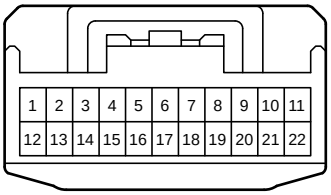

H115
Black

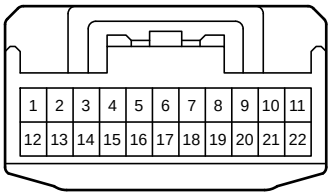

H116
White

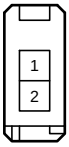

H117
White

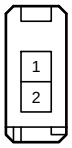

H118
White

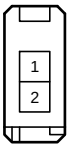

H120
White

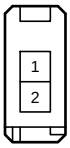

H122
White

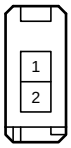

H126
White

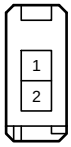

H128
White

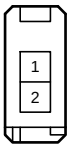

H132
White

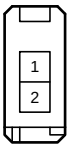

H135
White

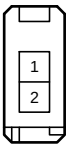

H136
White

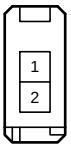

H142
White

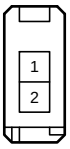

H143
White

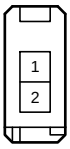

H155
Gray

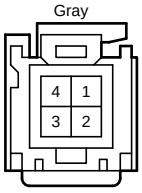

H171
Gray

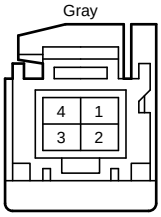

H174
White

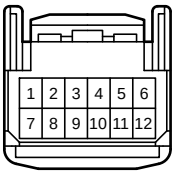

H176
Gray

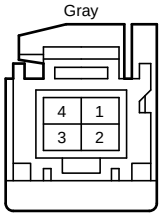

H179
White

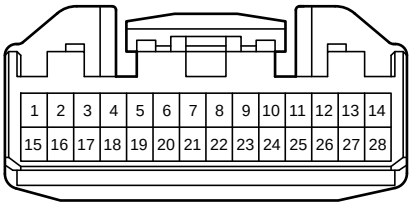

H180
White

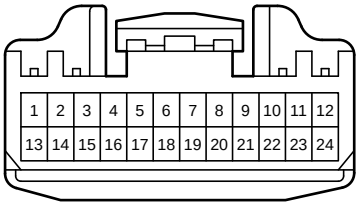

H181
White

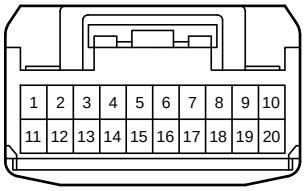

H182
White

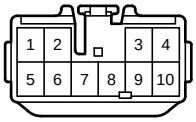

H183
White

H185
White

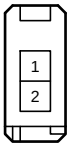

H186
Blue

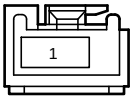

H187
Blue

J 2
Black

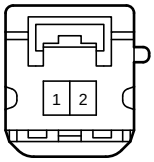

L 6
Black

M 5
Black

N 6
Black

O 6
Black

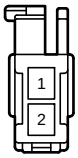

P 35
White

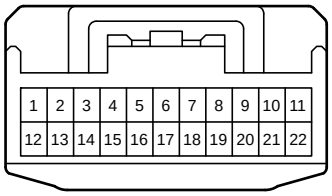

Q 16
Black

T 11
White

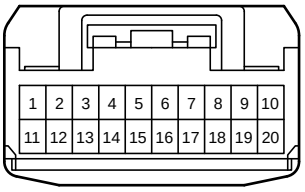

U 3
Black



U 6
Gray

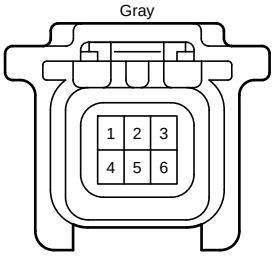

U 14
White

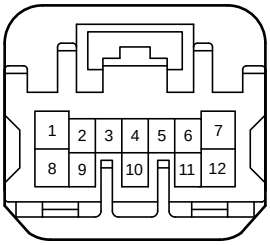

U 16
White

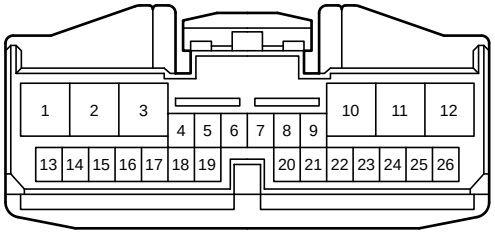

U 20
White

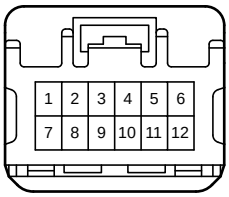

U 22
Black

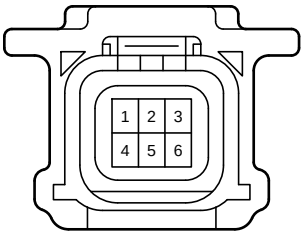

h 2
White

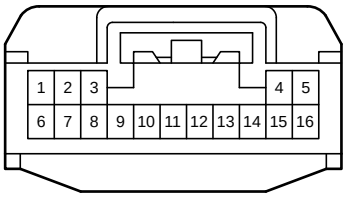

i 3
White

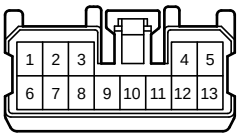

z 5
White

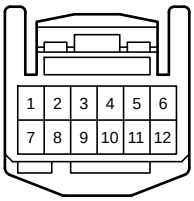

3A
White

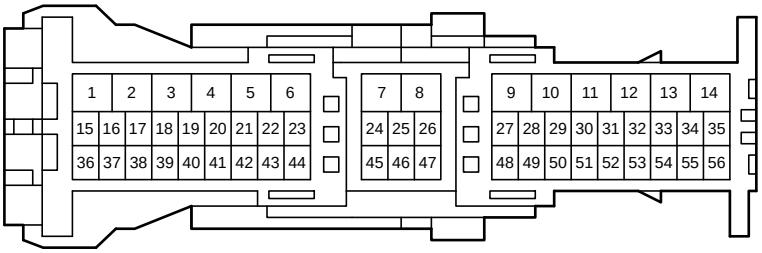

3B
White

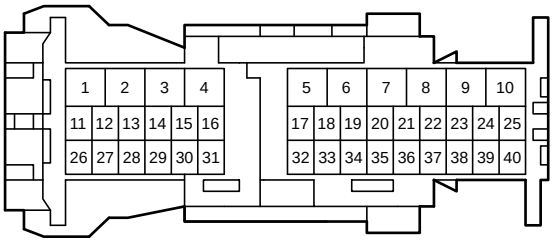

3C
White

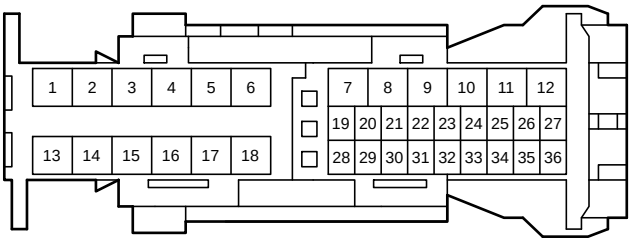

3D
White

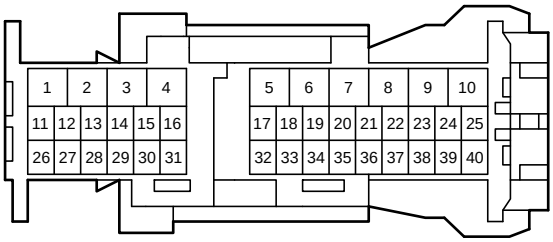

AH1
White

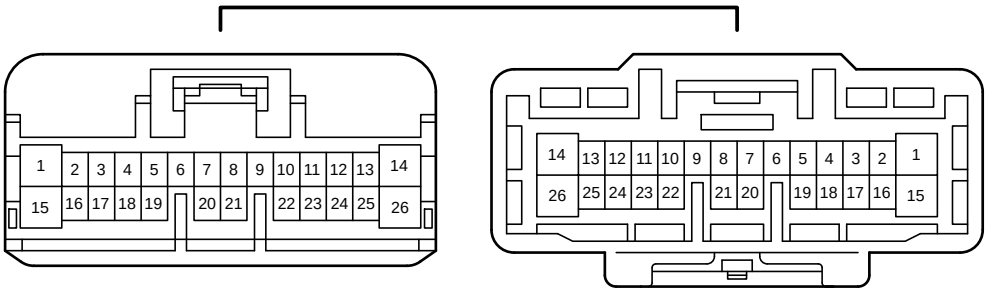

DA2
White

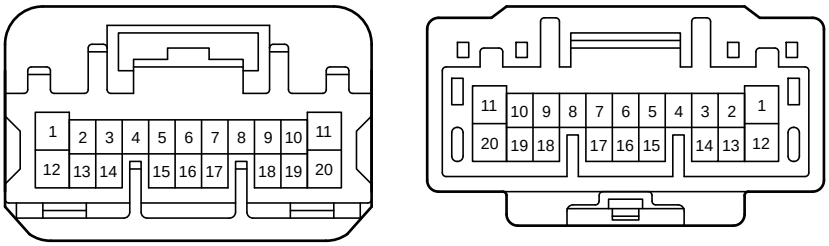

HA4
Blue

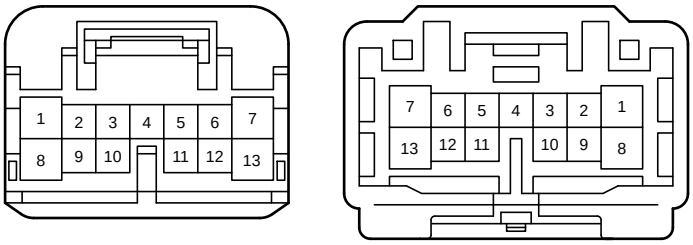

HA7
Gray

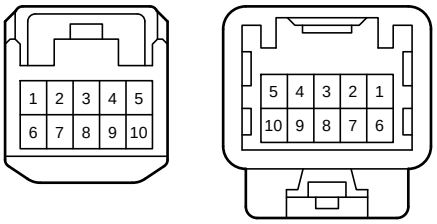

HA8
Gray

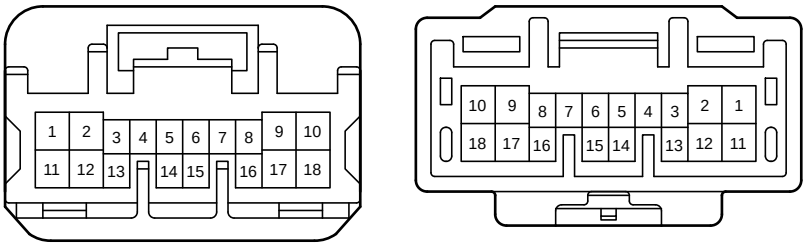

HA10
Gray

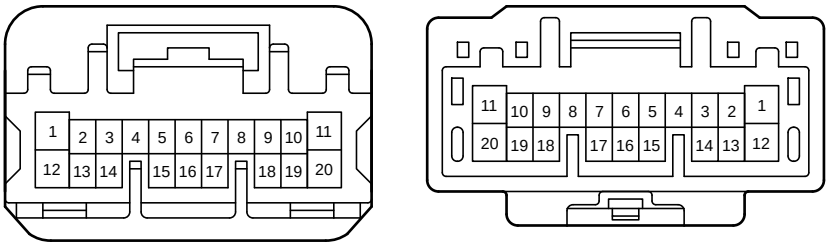

HH1
White

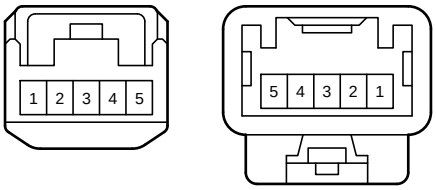

HJ1
White

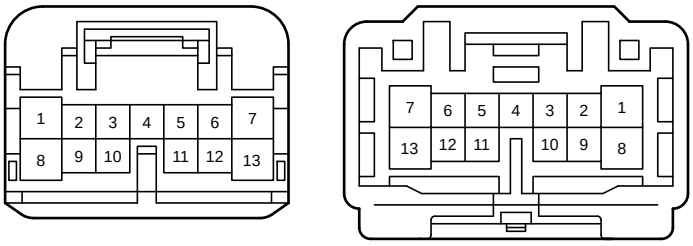

HP2
White

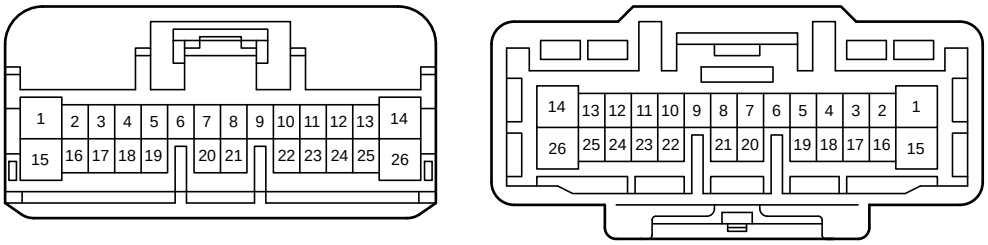

HP3
White

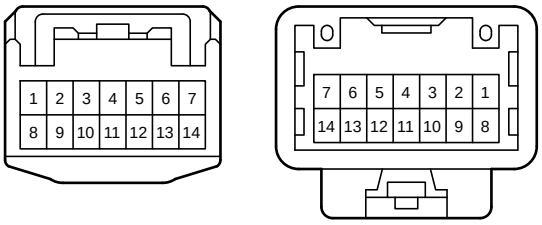

HQ3
Gray

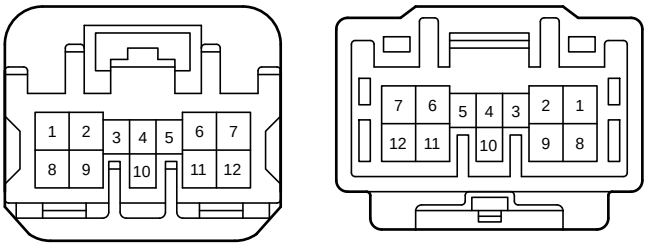

HQ4
White

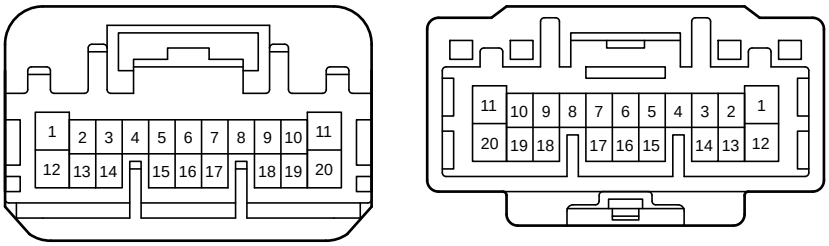

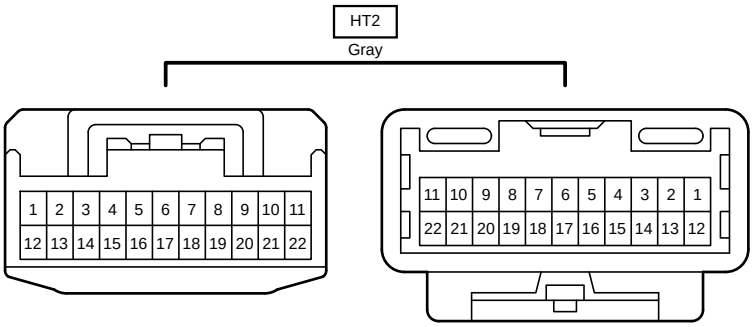
HT2
Gray
1 2 3 4 5 6 7 8 9 10 11
12 13 14 15 16 17 18 19 20 21 22
11 10 9 8 7 6 5 4 3 2 1
22 21 20 19 18 17 16 15 14 13 12

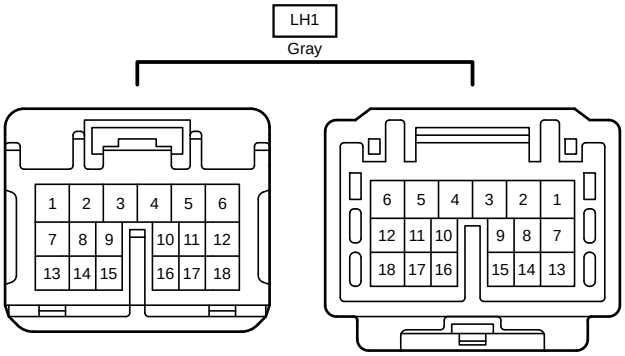
LH1
Gray
1 2 3 4 5 6
7 8 9 10 11 12
13 14 15 16 17 18
6 5 4 3 2 1
12 11 10 9 8 7
18 17 16 15 14 13

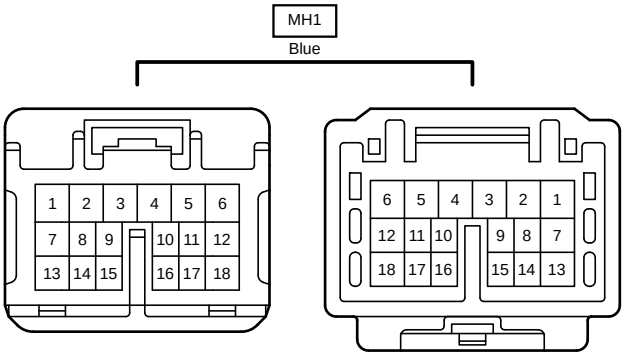
MH1
Blue
1 2 3 4 5 6
7 8 9 10 11 12
13 14 15 16 17 18
6 5 4 3 2 1
12 11 10 9 8 7
18 17 16 15 14 13

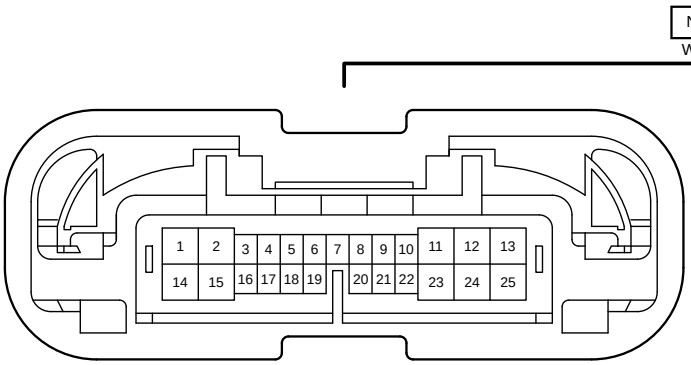
NQ1
White
1 2 3 4 5 6 7 8 9 10 11 12 13
14 15 16 17 18 19 20 21 22 23 24 25

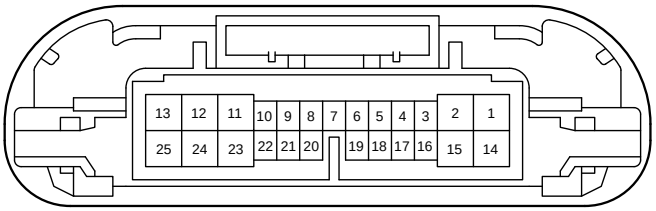
13 12 11 10 9 8 7 6 5 4 3 2 1
25 24 23 22 21 20 19 18 17 16 15 14

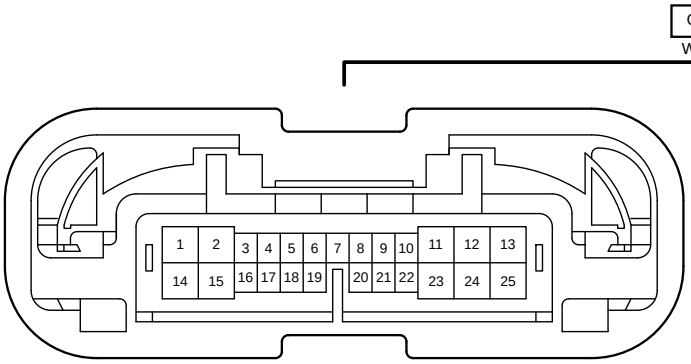
OP1
White
1 2 3 4 5 6 7 8 9 10 11 12 13
14 15 16 17 18 19 20 21 22 23 24 25

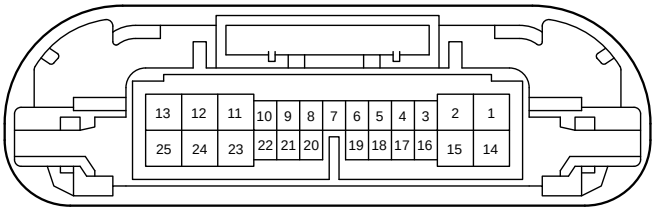
13 12 11 10 9 8 7 6 5 4 3 2 1
25 24 23 22 21 20 19 18 17 16 15 14

PH1
White

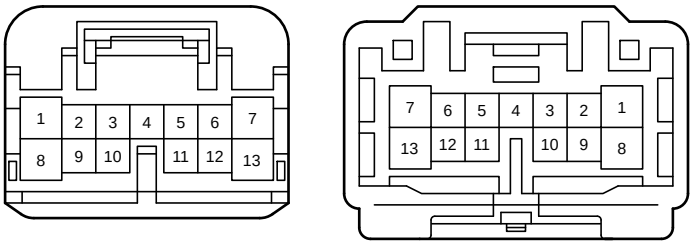

PU1
White

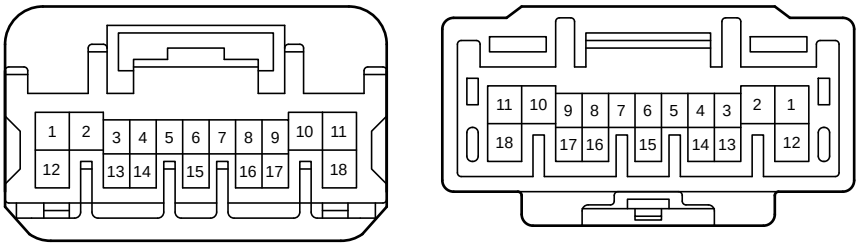

PU2
Gray

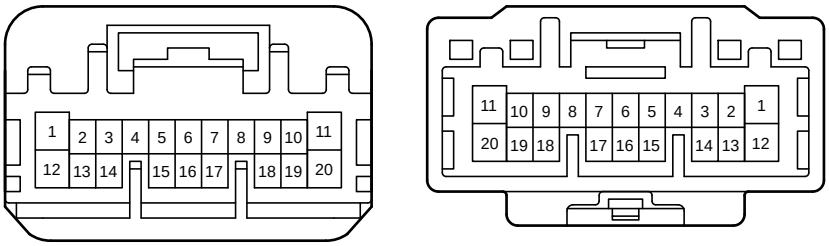

Pi1
White

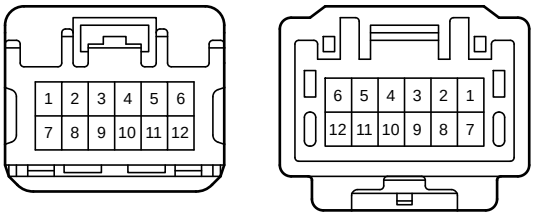

UQ1
White

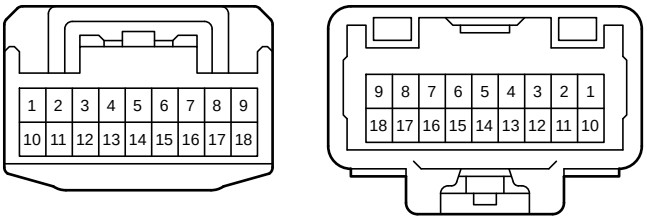

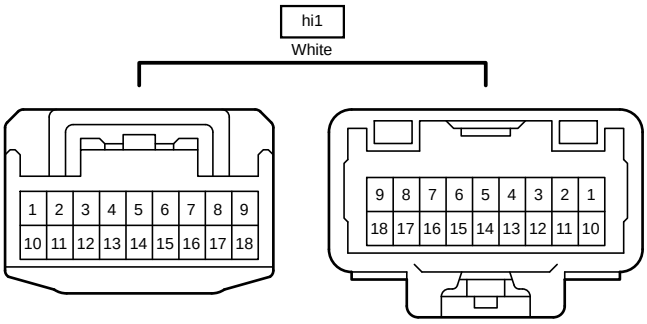
hi1
White
1 2 3 4 5 6 7 8 9
10 11 12 13 14 15 16 17 18
9 8 7 6 5 4 3 2 1
18 17 16 15 14 13 12 11 10