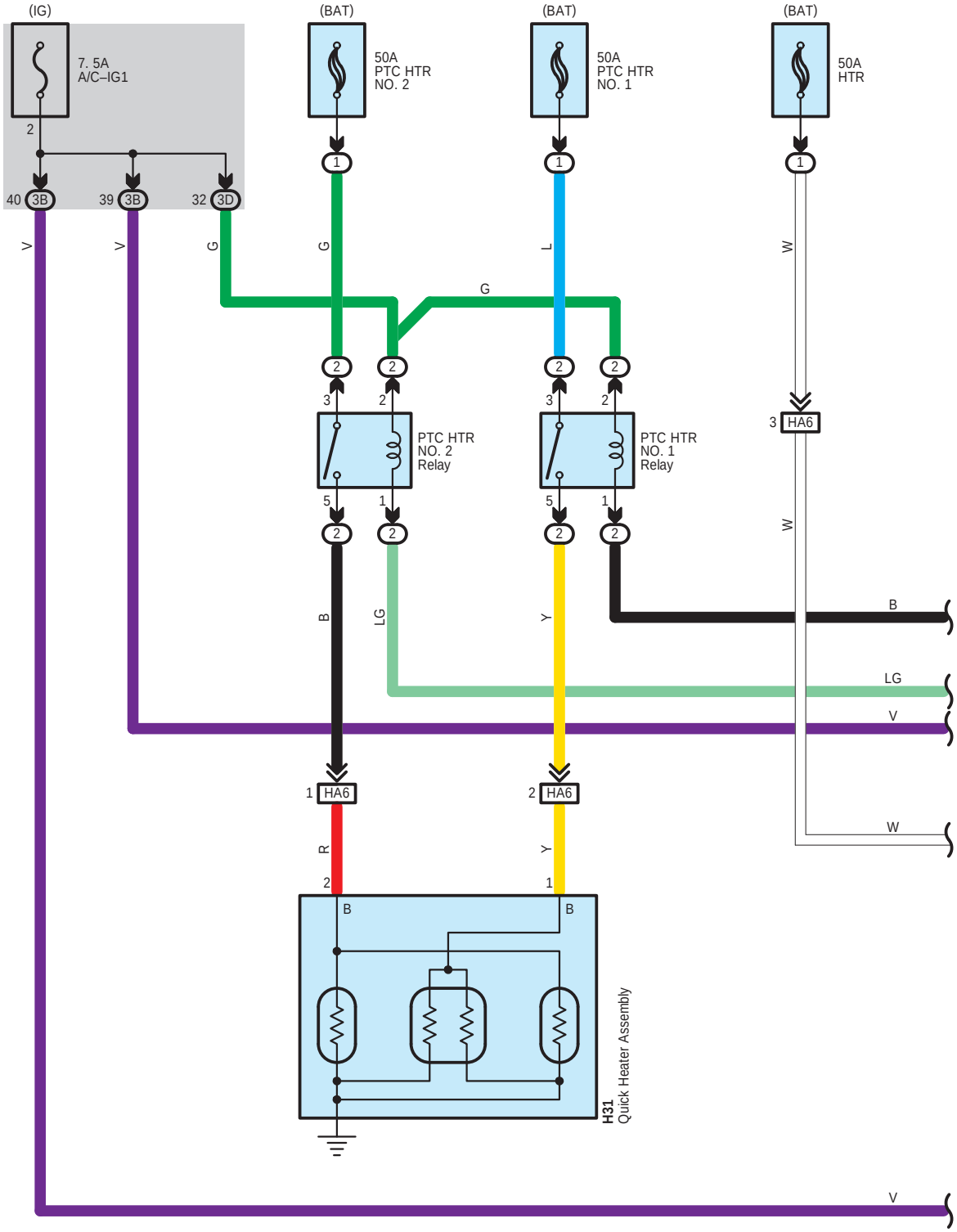
(IG)
7. 5A
A/C–IG1
2
40 3B
39 3B
32 3D
(BAT)
50A
PTC HTR
NO. 2
(BAT)
50A
PTC HTR
NO. 1
(BAT)
50A
HTR
PTC HTR
NO. 2
Relay
PTC HTR
NO. 1
Relay
3 HA6
1 HA6
2 HA6
H31
Quick Heater Assembly
V
G
L
W
B
LG
Y
R

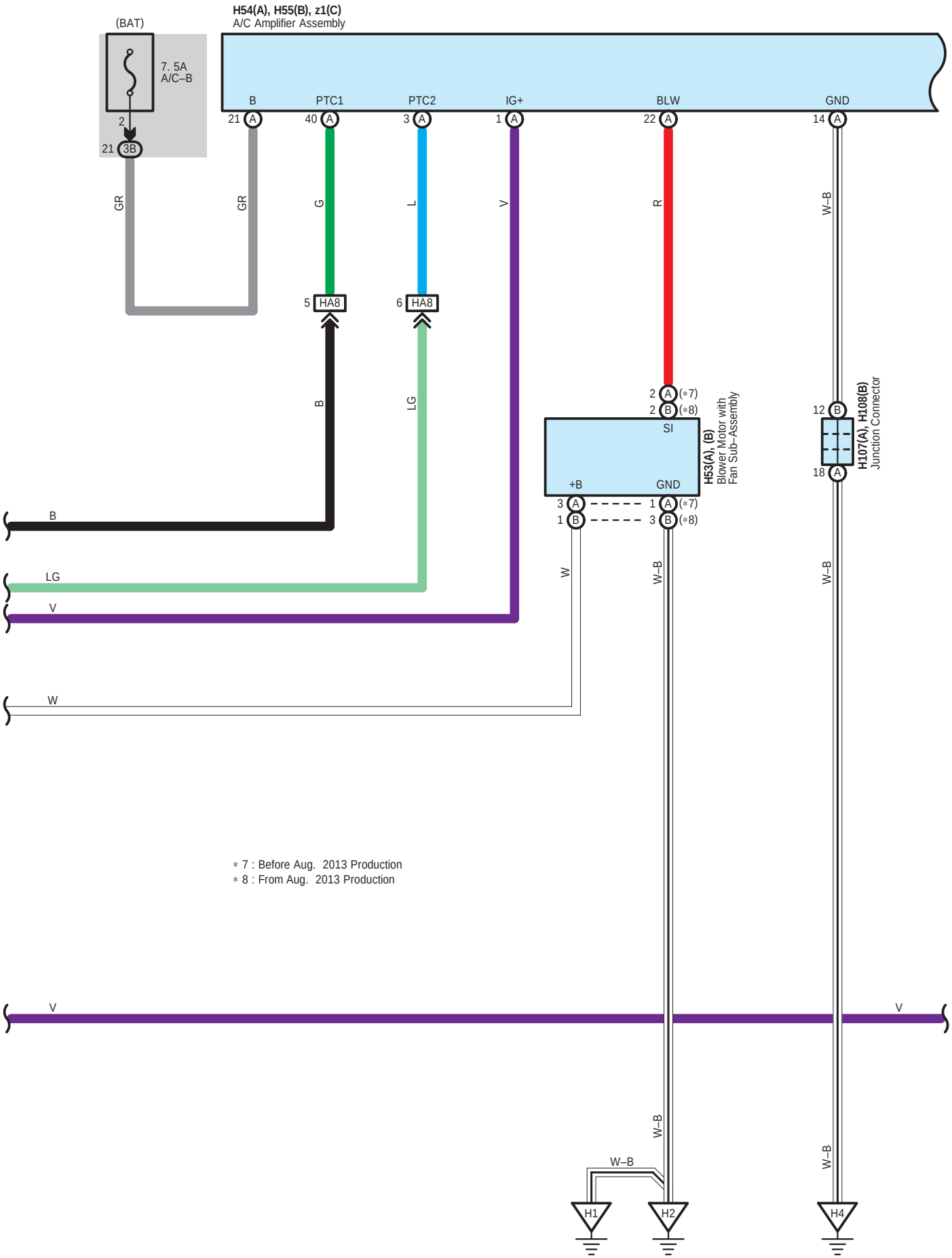
(BAT)
7. 5A
A/C–B
2
21 3B
H54(A), H55(B), z1(C)
A/C Amplifier Assembly
B
PTC1
PTC2
IG+
BLW
GND
21 A
40 A
3 A
1 A
22 A
14 A
GR
GR
G
L
V
R
W–B
5 HA8
6 HA8
B
LG
2 A (*7)
2 B (*8)
SI
H53(A), (B)
Blower Motor with
Fan Sub–Assembly
+B
GND
3 A
1 B
1 A (*7)
3 B (*8)
12 B
18 A
H107(A), H108(B)
Junction Connector
B
LG
V
W
W
W–B
W–B
* 7 : Before Aug. 2013 Production
* 8 : From Aug. 2013 Production
V
V
W–B
W–B
W–B
H1
H2
H4

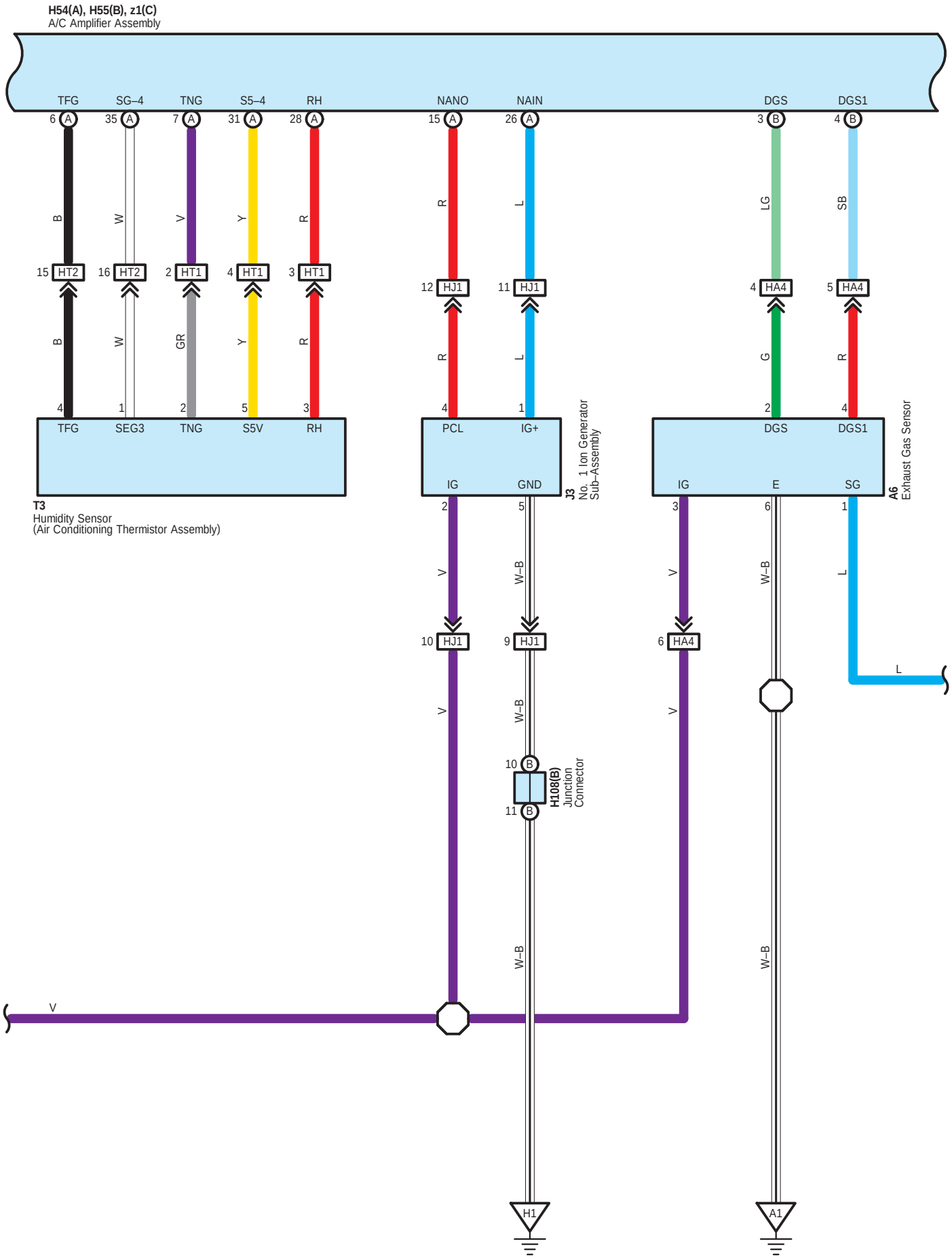
H54(A), H55(B), z1(C)
A/C Amplifier Assembly
TFG
SG–4
TNG
S5–4
RH
NANO
NAIN
DGS
DGS1
6 A
35 A
7 A
31 A
28 A
15 A
26 A
3 B
4 B
B
W
V
Y
R
R
L
LG
SB
15 HT2
16 HT2
2 HT1
4 HT1
3 HT1
12 HJ1
11 HJ1
4 HA4
5 HA4
B
W
GR
Y
R
R
L
G
R
4
1
2
5
3
4
1
2
4
TFG
SEG3
TNG
S5V
RH
PCL
IG+
DGS
DGS1
IG
GND
IG
E
SG
T3
Humidity Sensor
(Air Conditioning Thermistor Assembly)
J3
No. 1 Ion Generator
Sub–Assembly
A6
Exhaust Gas Sensor
2
5
3
6
1
V
W–B
V
W–B
L
10 HJ1
9 HJ1
6 HA4
L
V
W–B
V
10 B
11 B
H108(B)
Junction
Connector
W–B
W–B
V
H1
A1

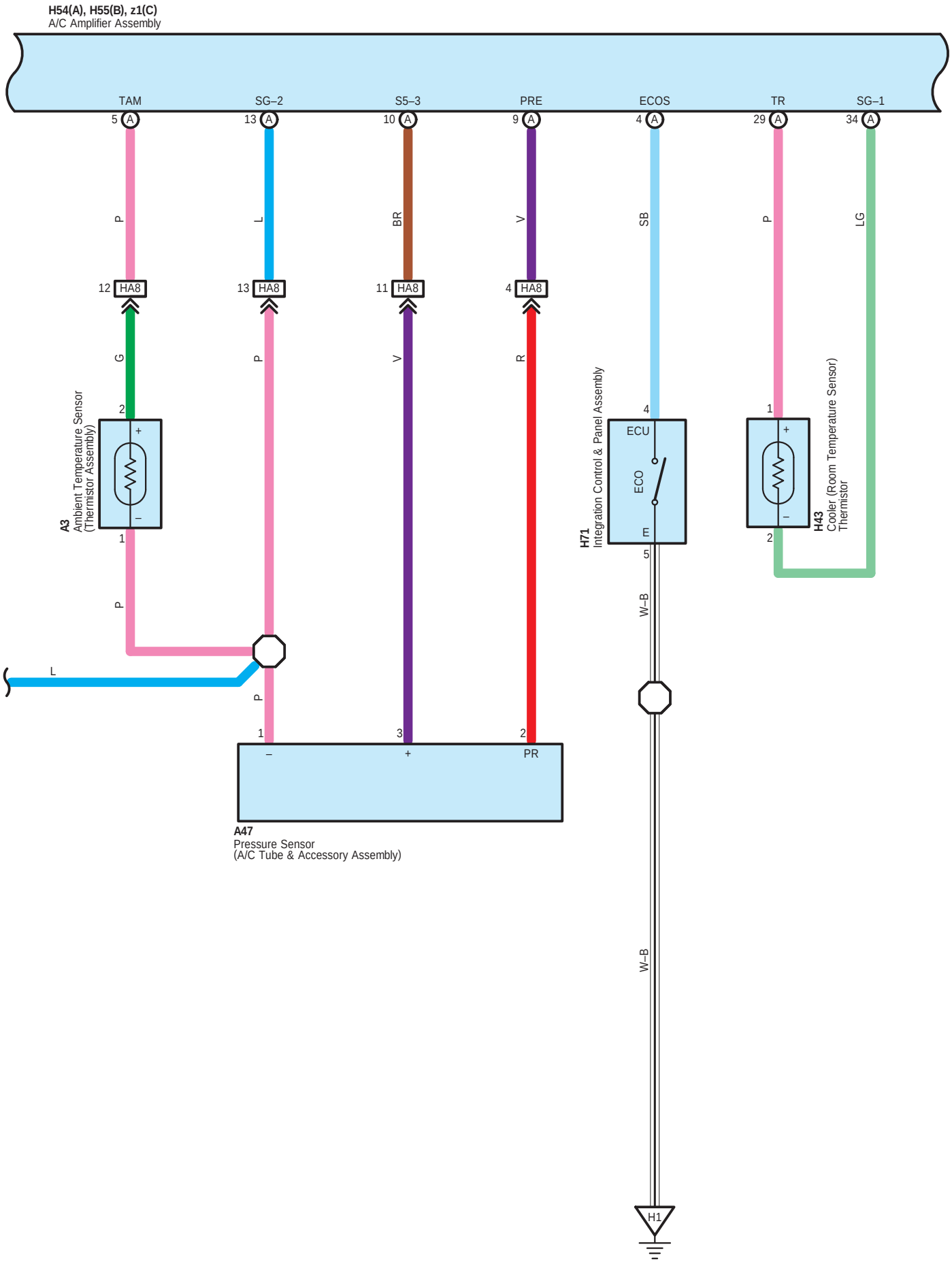
H54(A), H55(B), z1(C)
A/C Amplifier Assembly
TAM
SG–2
S5–3
PRE
ECOS
TR
SG–1
5 A
13 A
10 A
9 A
4 A
29 A
34 A
P
L
BR
V
SB
P
LG
12 HA8
13 HA8
11 HA8
4 HA8
G
P
V
R
A3
Ambient Temperature Sensor
(Thermistor Assembly)
2
1
P
L
P
1
3
2
–
+
PR
A47
Pressure Sensor
(A/C Tube & Accessory Assembly)
H71
Integration Control & Panel Assembly
4
ECU
ECO
E
5
W–B
W–B
H1
H43
Cooler (Room Temperature Sensor)
Thermistor
1
2

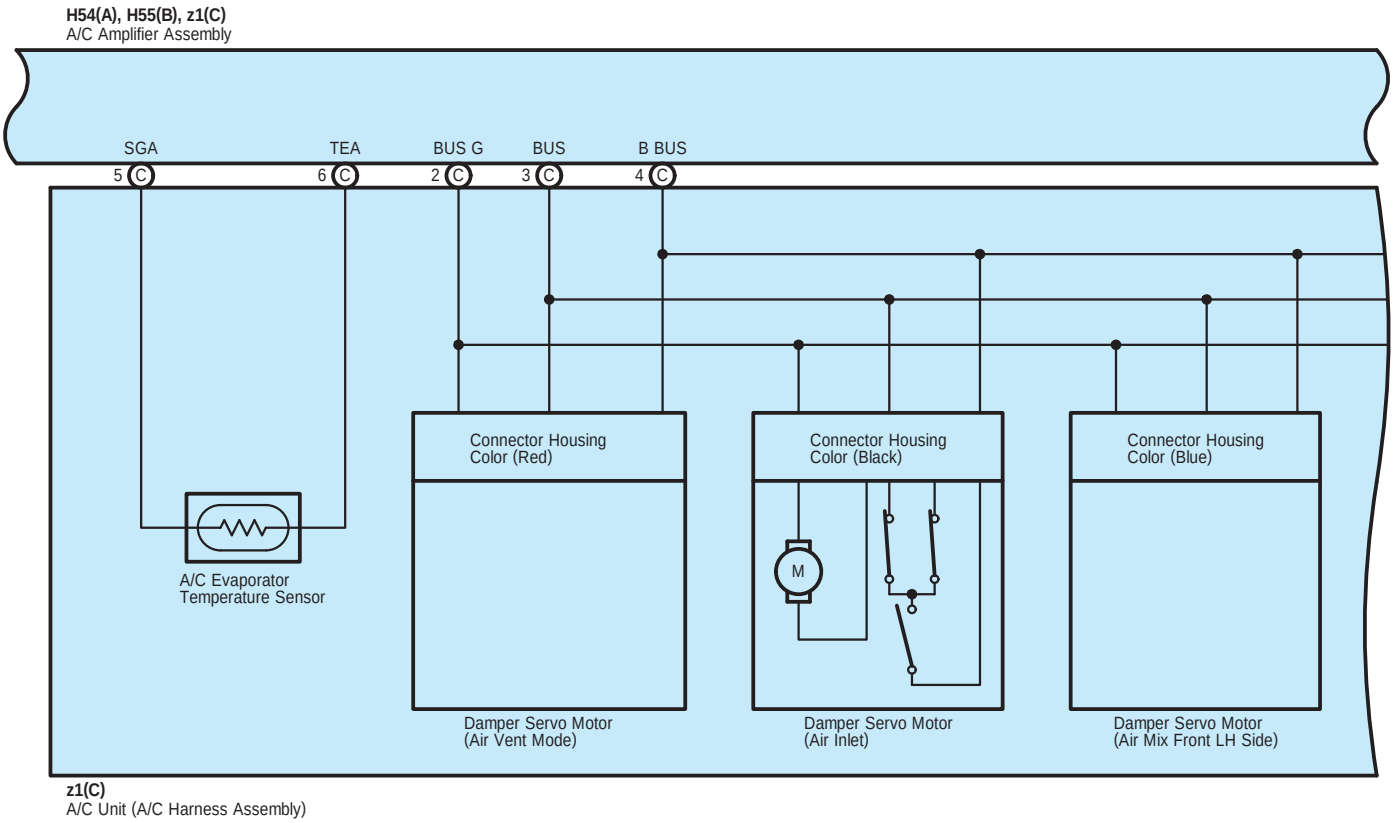

∗ 5 : w/ Climate Control Seat
∗ 7 : Before Aug. 2013 Production
∗ 8 : From Aug. 2013 Production
∗ 9 : w/ Seat Heater (Rear Passenger' s Seat)

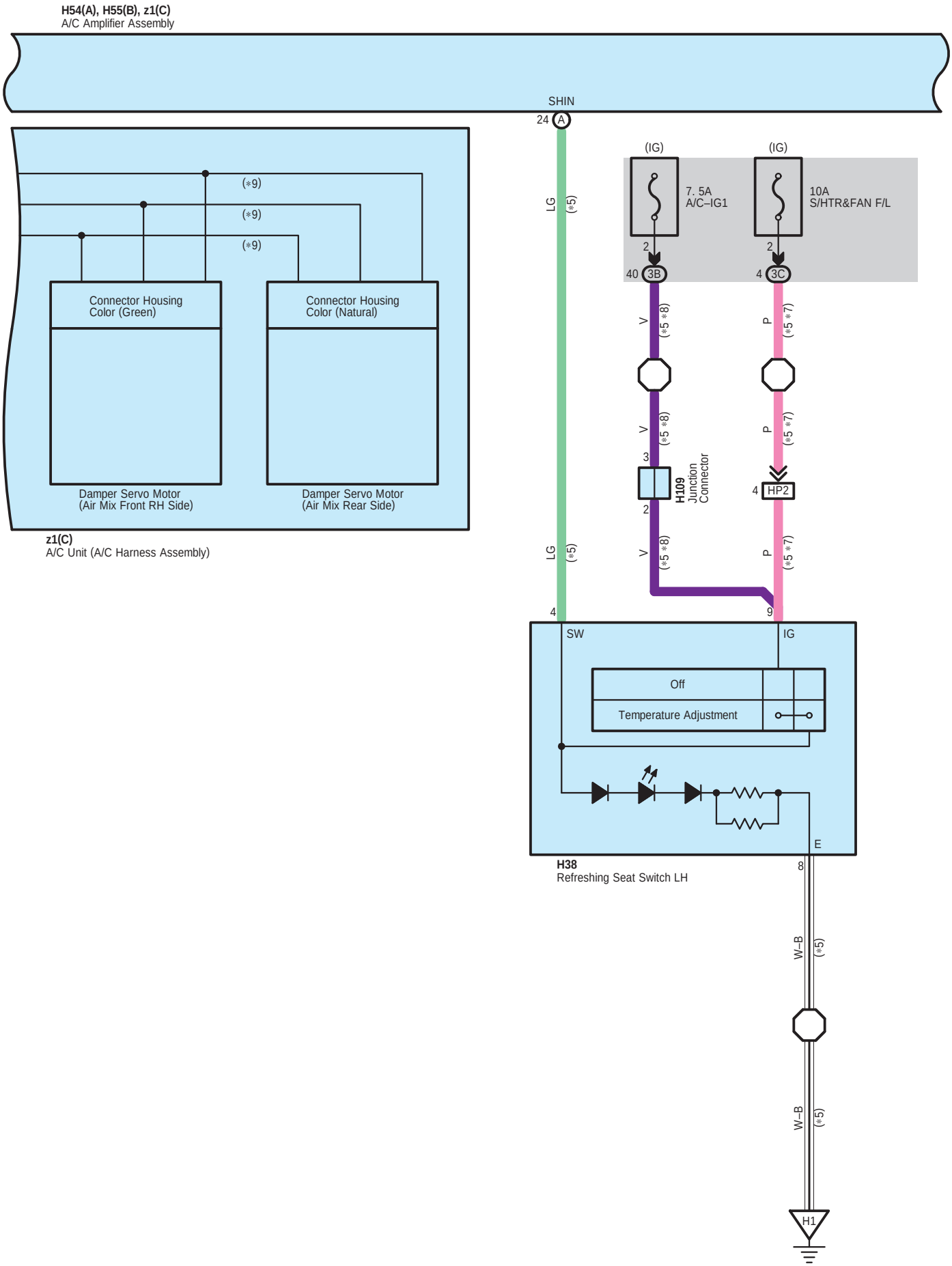
H54(A), H55(B), z1(C)
A/C Amplifier Assembly
SHIN
24 A
LG
(*5)
(IG)
7. 5A
A/C–IG1
(IG)
10A
S/HTR&FAN F/L
2
40 3B
2
4 3C
V
(*5 *8)
P
(*5 *7)
(*9)
(*9)
(*9)
Connector Housing
Color (Green)
Connector Housing
Color (Natural)
Damper Servo Motor
(Air Mix Front RH Side)
Damper Servo Motor
(Air Mix Rear Side)
z1(C)
A/C Unit (A/C Harness Assembly)
3
H109
Junction
Connector
2
4 HP2
LG
(*5)
4
9
SW
IG
Off
Temperature Adjustment
E
H38
Refreshing Seat Switch LH
8
W–B
(*5)
H1

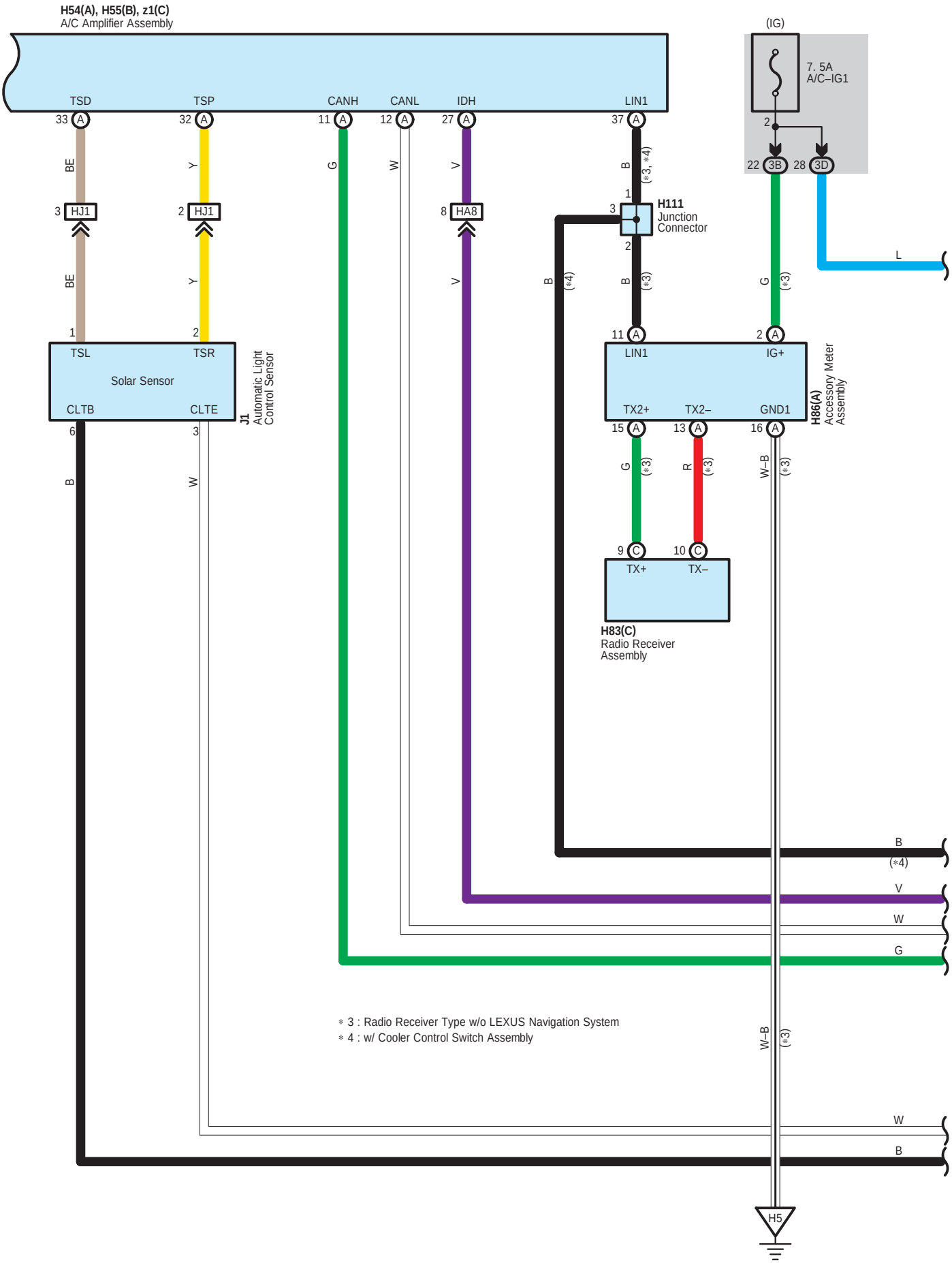
H54(A), H55(B), z1(C)
A/C Amplifier Assembly
TSD
TSP
CANH
CANL
IDH
LIN1
33 A
32 A
11 A
12 A
27 A
37 A
BE
Y
G
W
V
B
(*3, *4)
3 HJ1
2 HJ1
8 HA8
1
3
H111
Junction
Connector
2
BE
Y
V
B
(*4)
B
(*3)
G
(*3)
L
1
2
TSL
TSR
Solar Sensor
CLTB
CLTE
J1
Automatic Light
Control Sensor
6
3
B
W
11 A
2 A
LIN1
IG+
TX2+
TX2–
GND1
H86(A)
Accessory Meter
Assembly
15 A
13 A
16 A
G
(*3)
R
(*3)
W–B
(*3)
9 C
10 C
TX+
TX–
H83(C)
Radio Receiver
Assembly
(IG)
7. 5A
A/C–IG1
2
22 3B
28 3D
B
(*4)
V
W
G
* 3 : Radio Receiver Type w/o LEXUS Navigation System
* 4 : w/ Cooler Control Switch Assembly
W–B
(*3)
W
B
H5

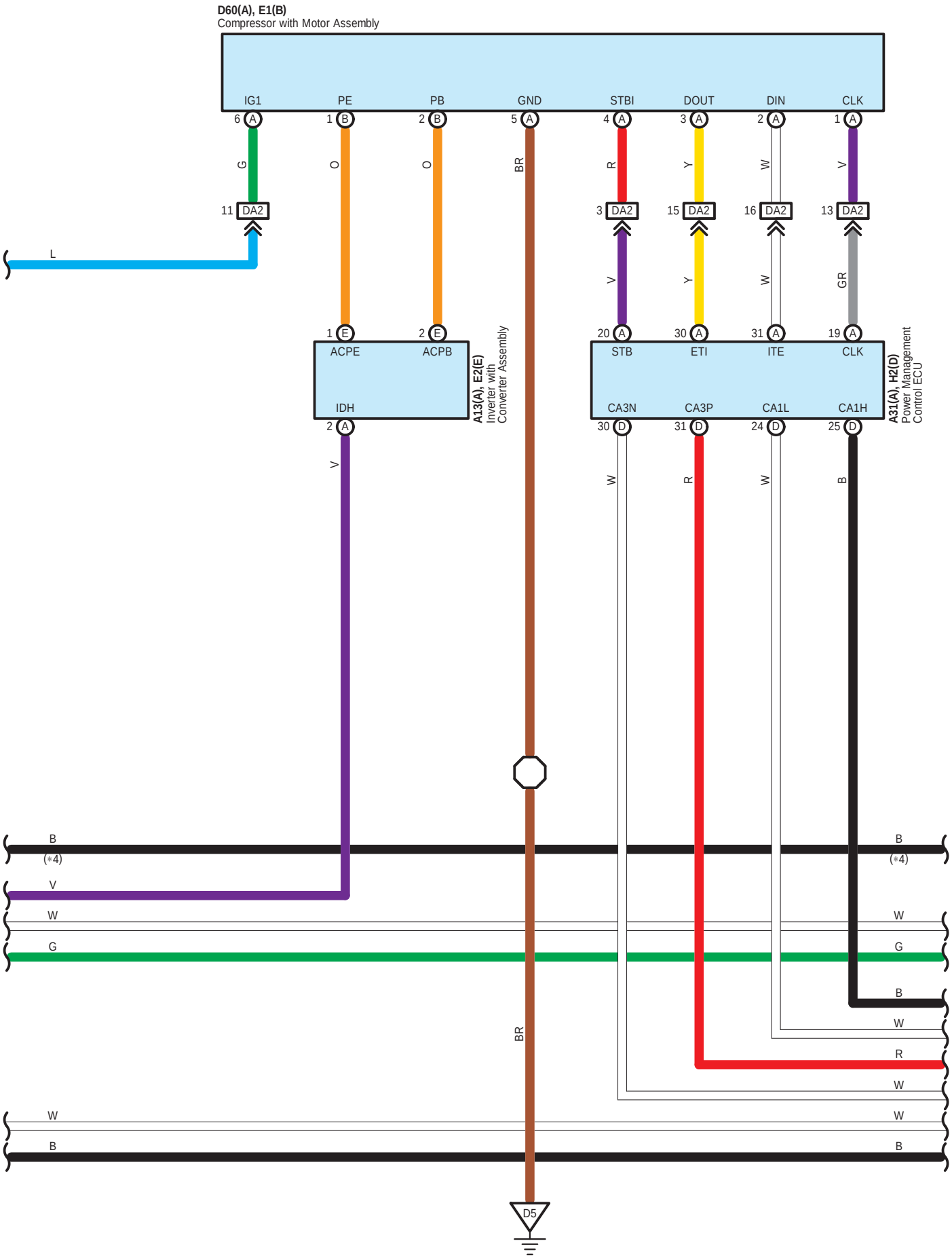
D60(A), E1(B)
Compressor with Motor Assembly
IG1
PE
PB
GND
STBI
DOUT
DIN
CLK
6 A
1 B
2 B
5 A
4 A
3 A
2 A
1 A
G
O
O
BR
R
Y
W
V
11 DA2
3 DA2
15 DA2
16 DA2
13 DA2
L
V
Y
W
GR
1 E
2 E
ACPE
ACPB
IDH
2 A
A13(A), E2(E)
Inverter with
Converter Assembly
20 A
30 A
31 A
19 A
STB
ETI
ITE
CLK
CA3N
CA3P
CA1L
CA1H
30 D
31 D
24 D
25 D
A31(A), H2(D)
Power Management
Control ECU
V
W
R
W
B
B
(*4)
B
(*4)
V
W
W
G
G
B
W
R
W
W
W
B
B
BR
D5

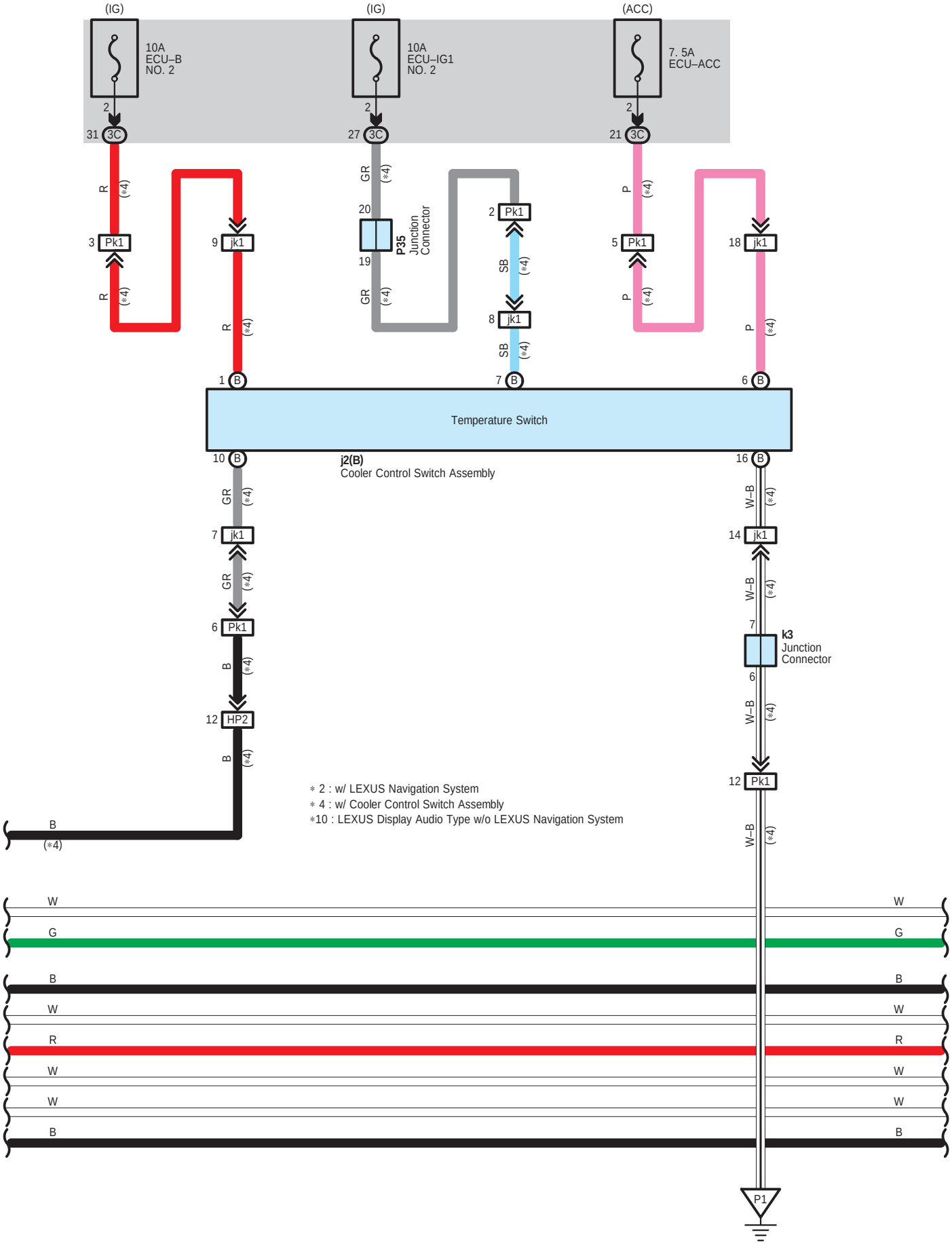
(IG)
10A
ECU–B
NO. 2
(IG)
10A
ECU–IG1
NO. 2
(ACC)
7. 5A
ECU–ACC
31 3C
27 3C
21 3C
R (*4)
GR (*4)
P (*4)
3 Pk1
9 jk1
20
19
P35
Junction
Connector
2 Pk1
SB (*4)
8 jk1
5 Pk1
18 jk1
1 B
7 B
6 B
Temperature Switch
10 B
j2(B)
Cooler Control Switch Assembly
16 B
W–B (*4)
7 jk1
14 jk1
6 Pk1
B (*4)
12 HP2
7
k3
Junction
Connector
6
12 Pk1
B
(*4)
* 2 : w/ LEXUS Navigation System
* 4 : w/ Cooler Control Switch Assembly
*10 : LEXUS Display Audio Type w/o LEXUS Navigation System
W
G
B
W
R
W
W
B
P1

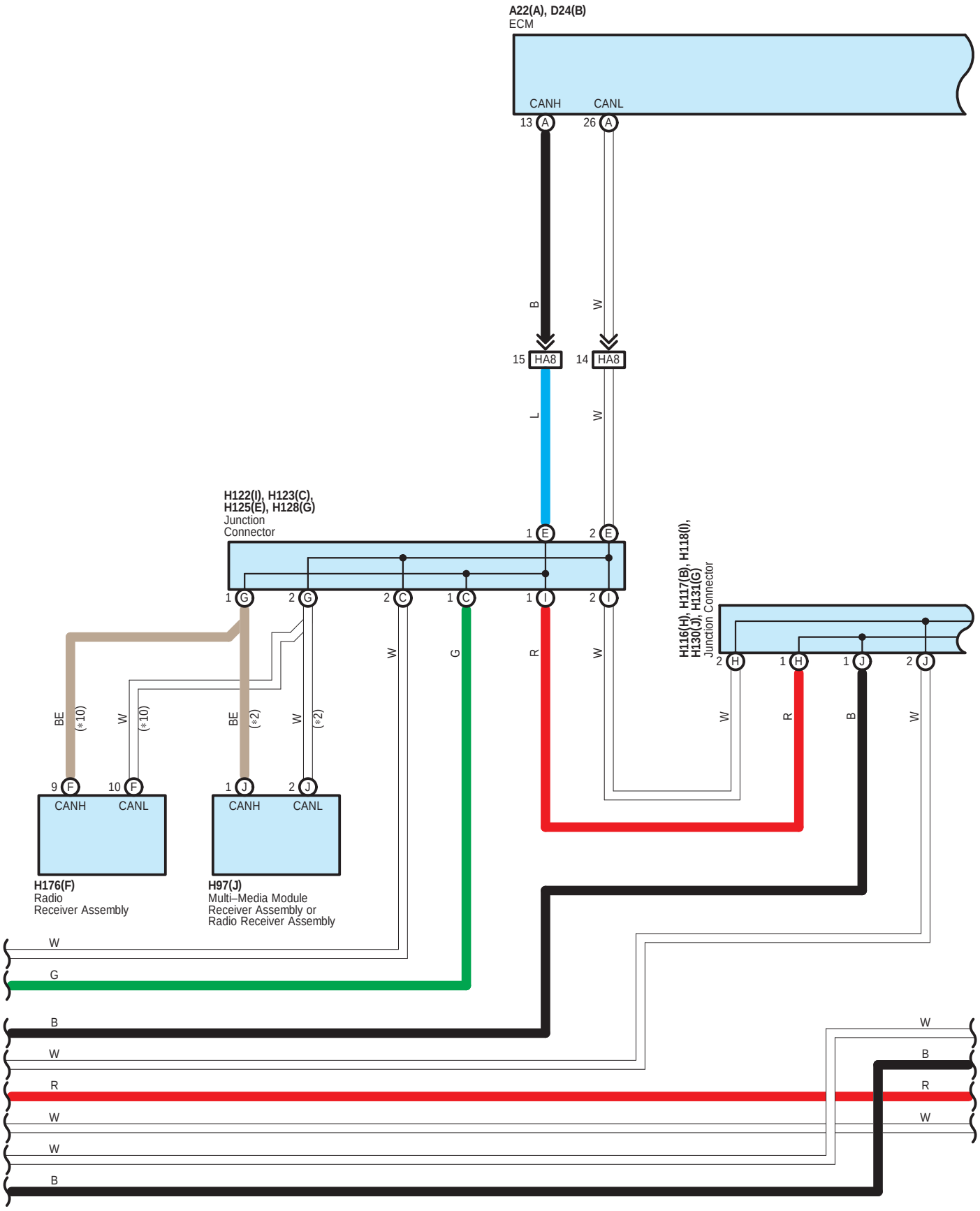
A22(A), D24(B)
ECM
CANH
CANL
13 A
26 A
B
W
15 HA8
14 HA8
L
W
H122(I), H123(C), H125(E), H128(G)
Junction Connector
1 E
2 E
1 G
2 G
2 C
1 C
1 I
2 I
H116(H), H117(B), H118(I), H130(J), H131(G)
Junction Connector
2 H
1 H
1 J
2 J
W
G
R
W
W
R
B
W
BE
(*10)
W
(*10)
BE
(*2)
W
(*2)
9 F
10 F
1 J
2 J
CANH
CANL
CANH
CANL
H176(F)
Radio
Receiver Assembly
H97(J)
Multi–Media Module
Receiver Assembly or
Radio Receiver Assembly
W
G
B
W
R
W
W
B
W
B
R
W

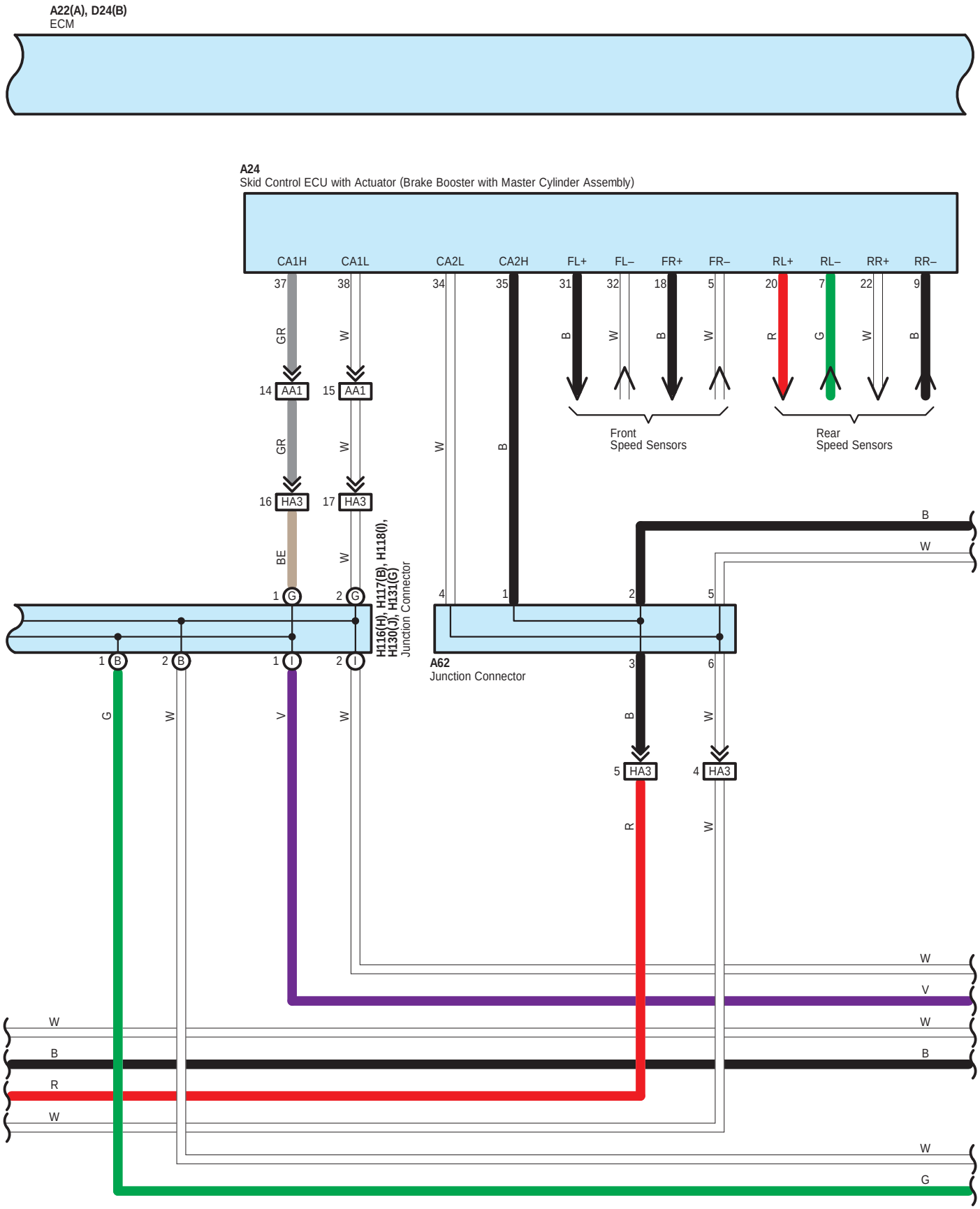
A22(A), D24(B)
ECM
A24
Skid Control ECU with Actuator (Brake Booster with Master Cylinder Assembly)
CA1H
CA1L
CA2L
CA2H
FL+
FL–
FR+
FR–
RL+
RL–
RR+
RR–
37
38
34
35
31
32
18
5
20
7
22
9
GR
W
B
R
G
14 AA1
15 AA1
16 HA3
17 HA3
BE
Front
Speed Sensors
Rear
Speed Sensors
H116(H), H117(B), H118(I),
H130(J), H131(G)
Junction Connector
A62
Junction Connector
1 G
2 G
1 B
2 B
1 I
2 I
4
1
2
5
3
6
5 HA3
4 HA3
V

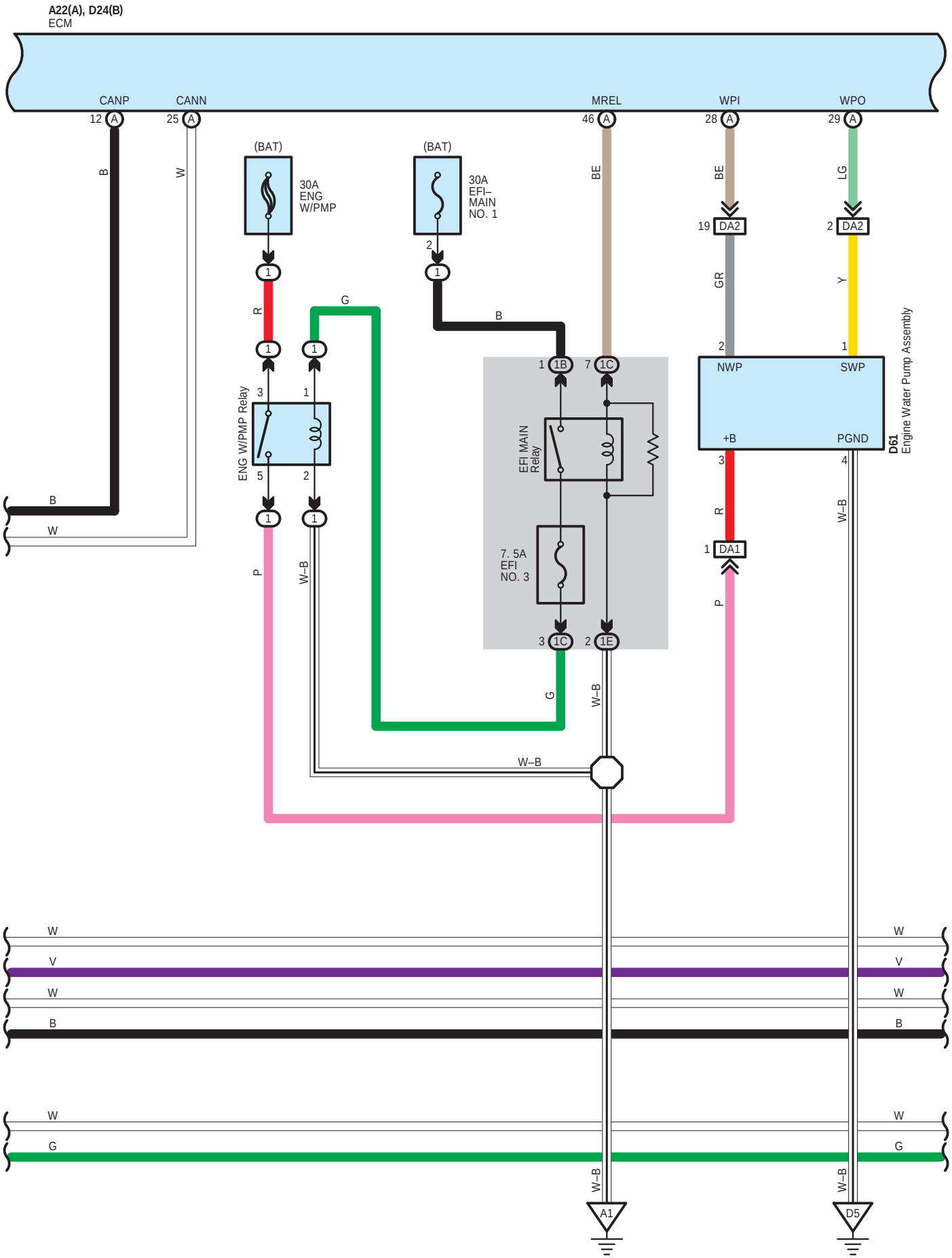
A22(A), D24(B)
ECM
CANP
CANN
MREL
WPI
WPO
12 A
25 A
46 A
28 A
29 A
(BAT)
30A
ENG
W/PMP
(BAT)
30A
EFI–
MAIN
NO. 1
19 DA2
2 DA2
ENG W/PMP Relay
EFI MAIN
Relay
7. 5A
EFI
NO. 3
1 1B
7 1C
3 1C
2 1E
NWP
SWP
+B
PGND
D61
Engine Water Pump Assembly
1 DA1
A1
D5

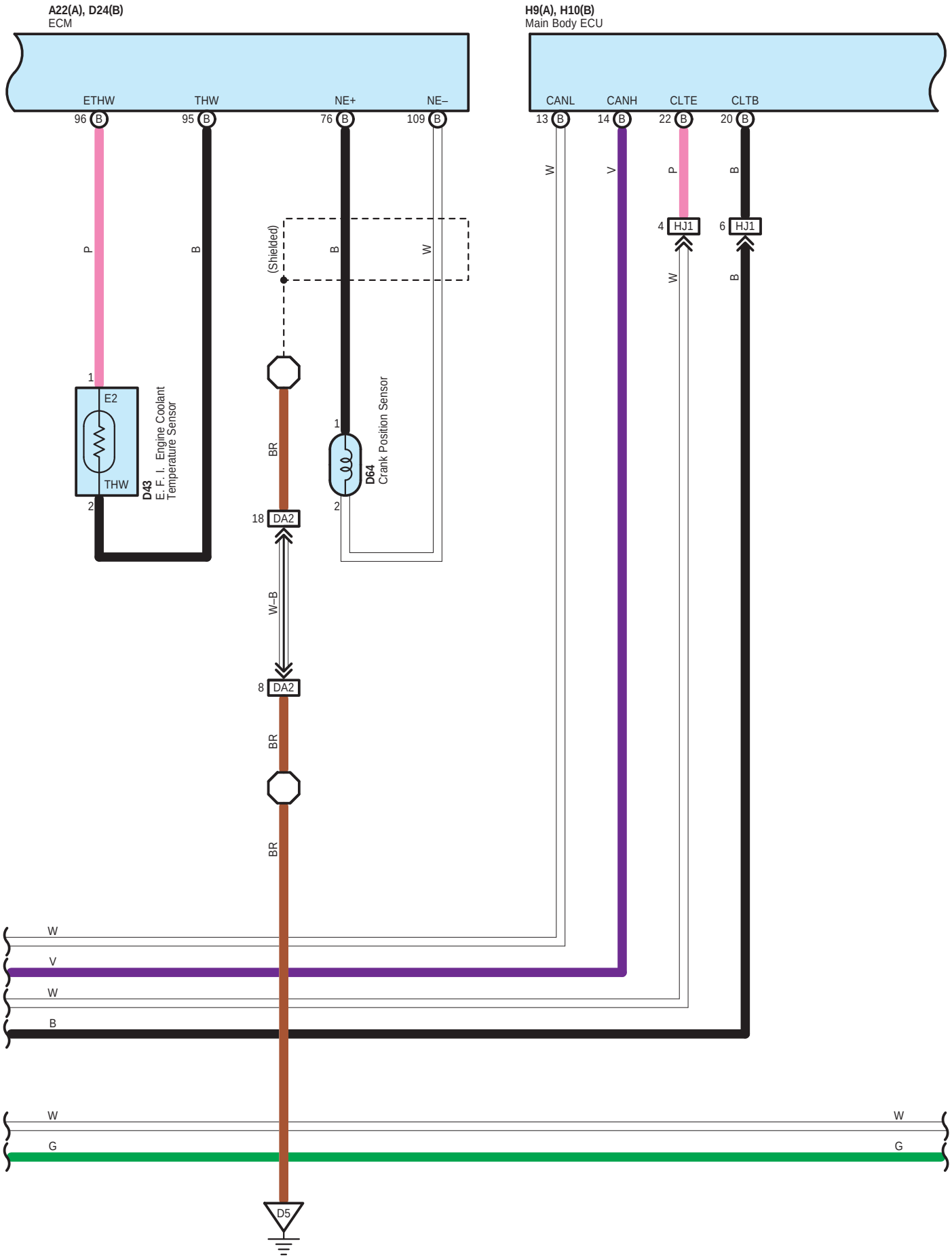
A22(A), D24(B)
ECM
ETHW
THW
NE+
NE–
96 B
95 B
76 B
109 B
P
B
(Shielded)
B
W
1
E2
THW
2
D43
E. F. I. Engine Coolant Temperature Sensor
BR
1
2
D64
Crank Position Sensor
18 DA2
W–B
8 DA2
BR
BR
H9(A), H10(B)
Main Body ECU
CANL
CANH
CLTE
CLTB
13 B
14 B
22 B
20 B
W
V
P
B
4 HJ1
6 HJ1
W
B
W
V
W
B
W
G
W
G
D5

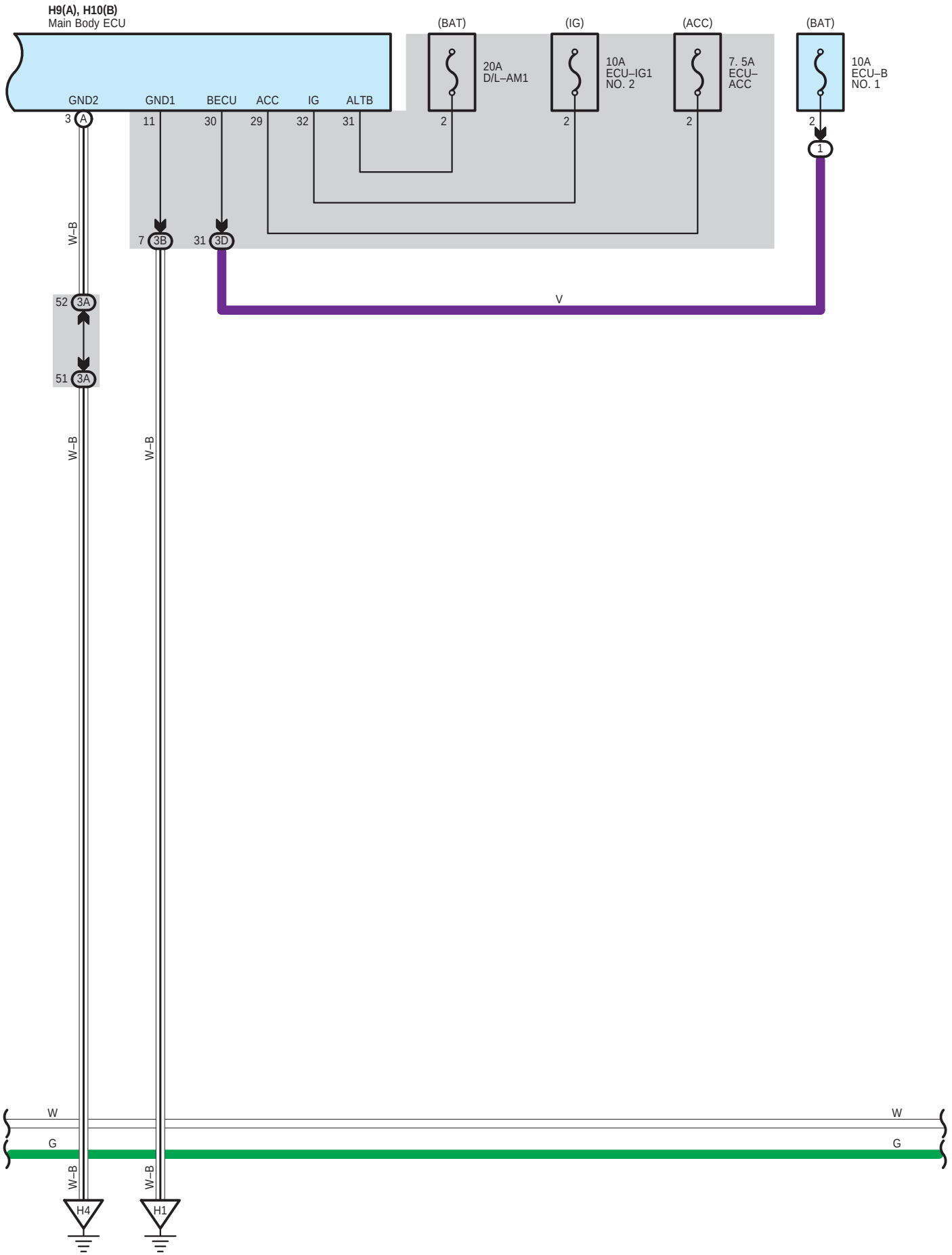
H9(A), H10(B)
Main Body ECU
GND2
GND1
BECU
ACC
IG
ALTB
(BAT)
(IG)
(ACC)
(BAT)
20A
D/L–AM1
10A
ECU–IG1
NO. 2
7. 5A
ECU–
ACC
10A
ECU–B
NO. 1
3 A
11
30
29
32
31
2
2
2
2
1
7 3B
31 3D
W–B
V
52 3A
51 3A
W–B
W–B
W
G
W
G
W–B
W–B
H4
H1

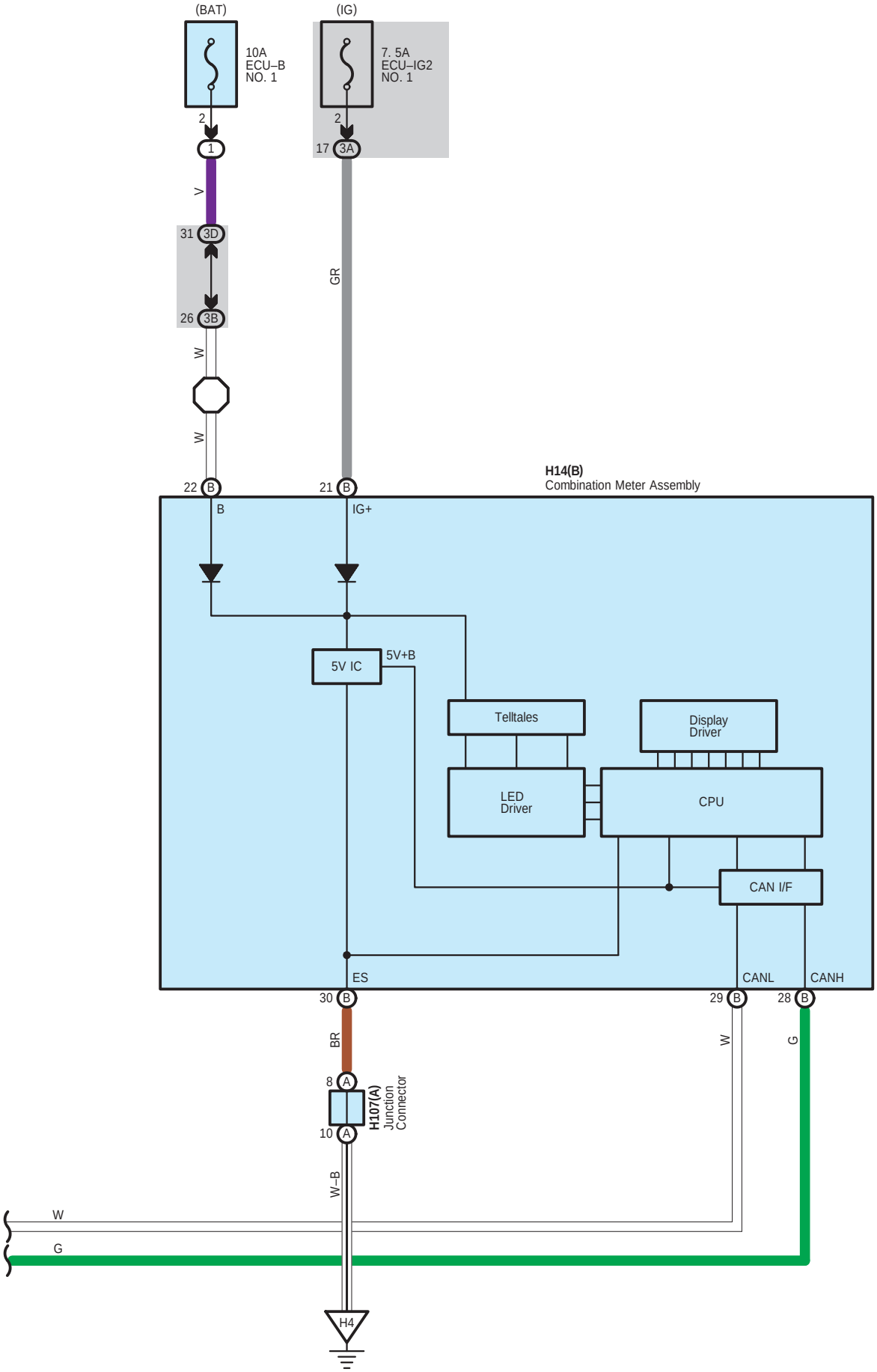
(BAT)
(IG)
10A
ECU–B
NO. 1
7. 5A
ECU–IG2
NO. 1
2
1
V
31 3D
26 3B
W
W
17 3A
GR
22 B
21 B
H14(B)
Combination Meter Assembly
B
IG+
5V IC
5V+B
Telltales
Display
Driver
LED
Driver
CPU
CAN I/F
ES
CANL
CANH
30 B
29 B
28 B
BR
W
G
8 A
10 A
H107(A)
Junction
Connector
W–B
W
G
H4

A 3
Black

A 6
Black

A 13
Gray



A 22
Black

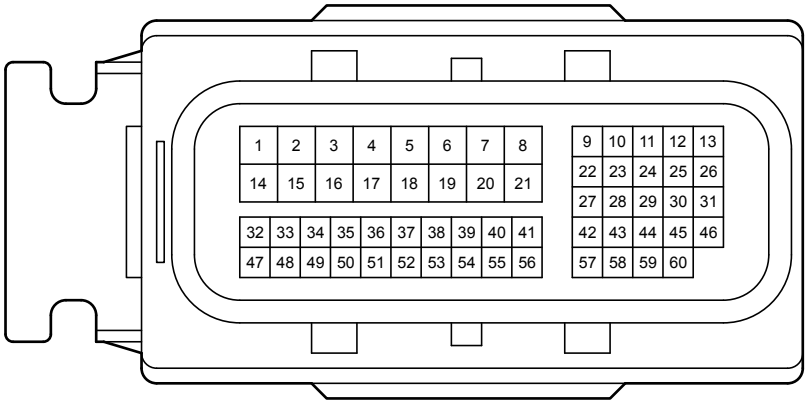

A 24
Black

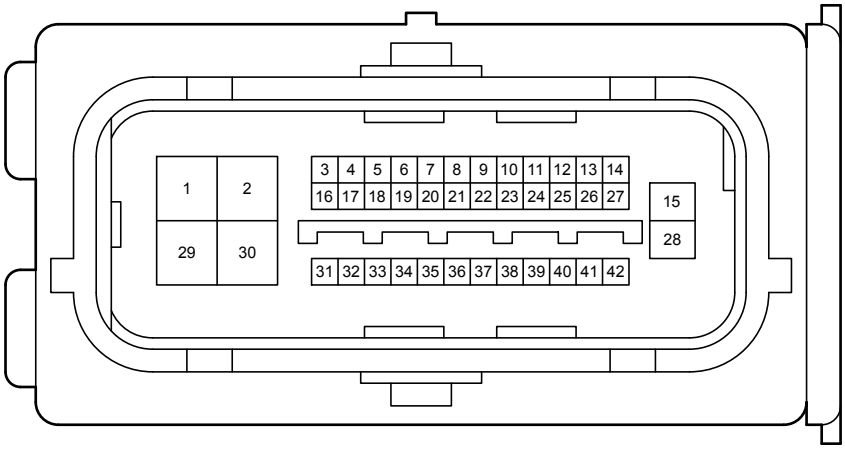

A 31
Gray

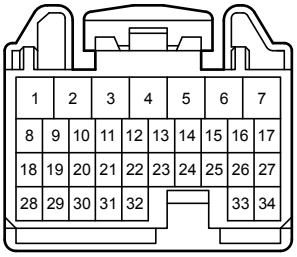

A 47
Black



A 62
White

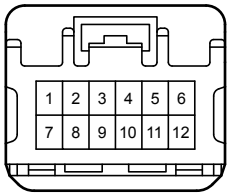

D 24
Black

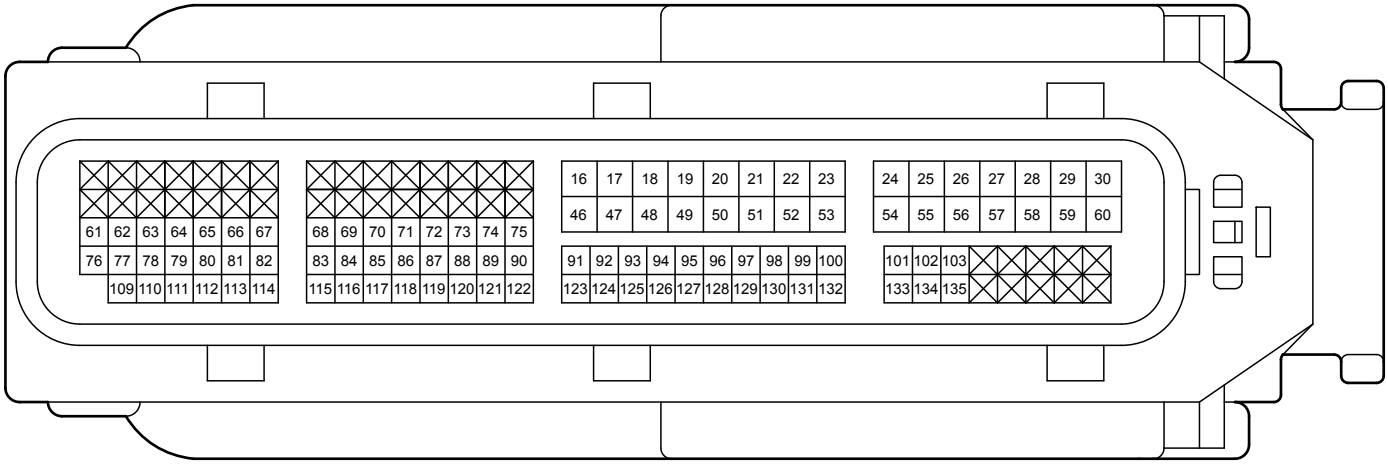

D 43
Black

D 60
Black



D 61
Gray

D 64
Black

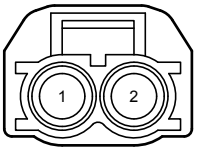

E 1
Orange

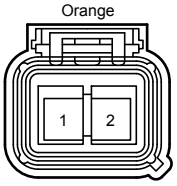

E 2
White



H 2
Gray

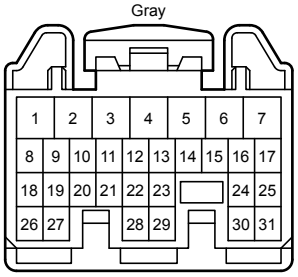

H 9
White

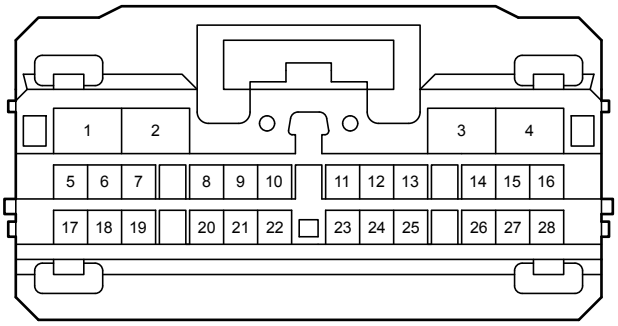

H 10
White

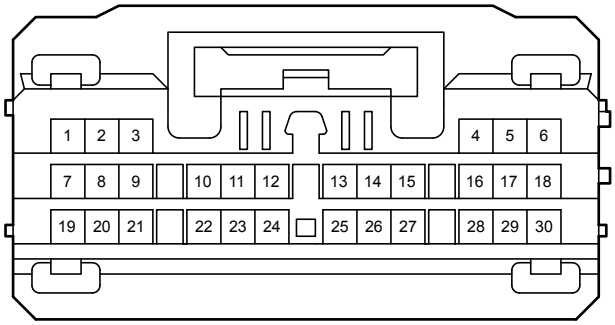

H 14
Black

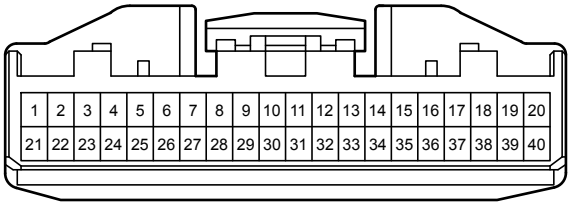

H 31
White

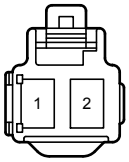

H 38
White



H 43
Black

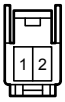

H 53
Black

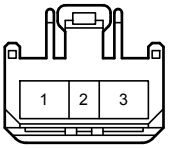

H 54
White

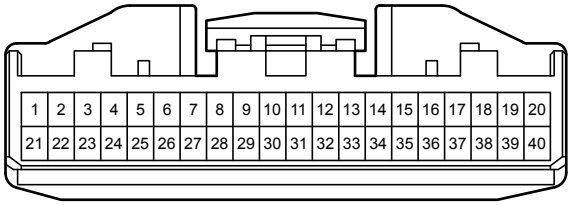

H 55
White

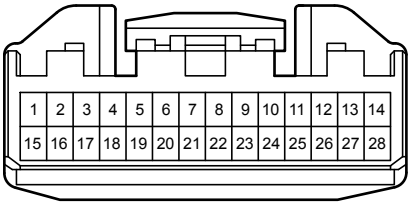

H 71
Black



H 83
White

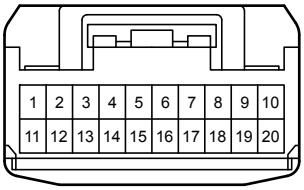

H 86
Black

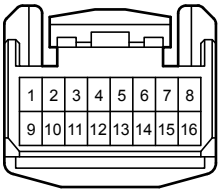

H 97
White

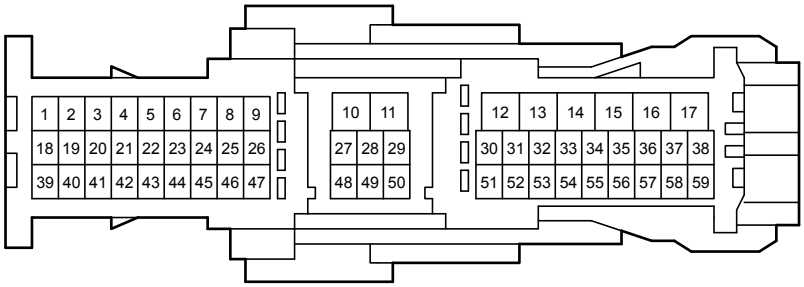

H107
Gray

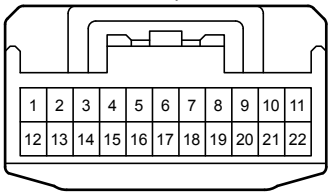

H108
Gray

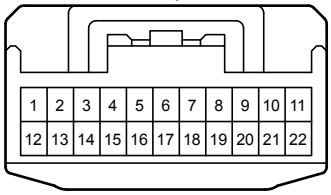

H109
Black

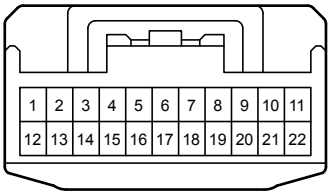

H111
Gray

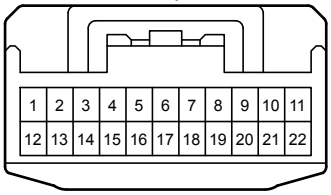

H116
White

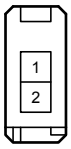

H117
White

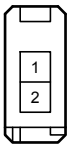

H118
White

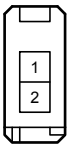

H122
White

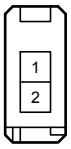

H123
White

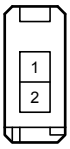

H125
White

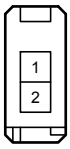

H128
White

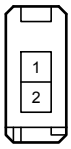

H130
White

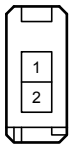

H131
White

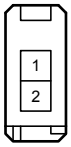

H176
White

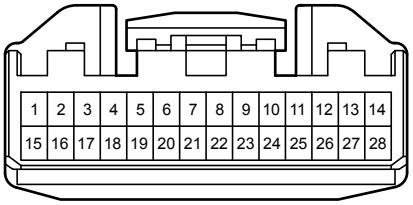

J 1
Blue

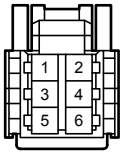

J 3
White

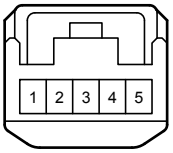

P 35
White

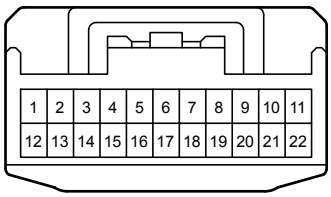

T 3
Blue

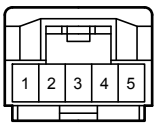

j 2
White

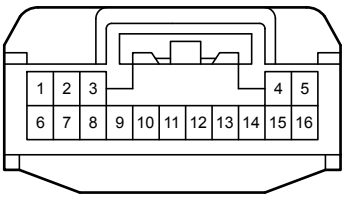

k 3
White

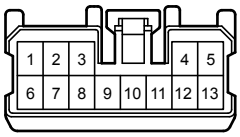

z 1
White



1B
White

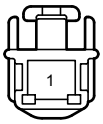

1C
White

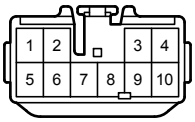

1E
White

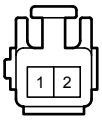

3A
White

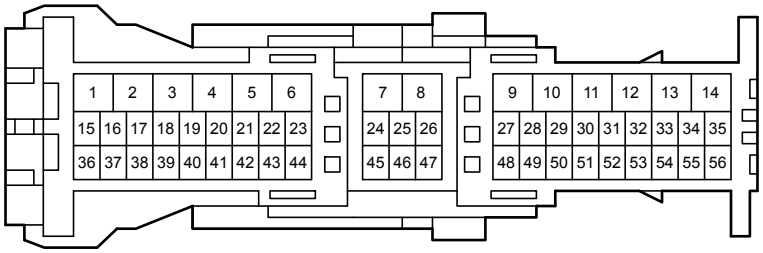

3B
White

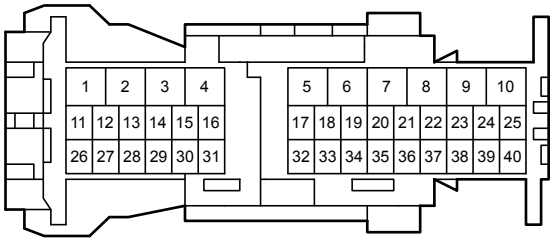

3C
White

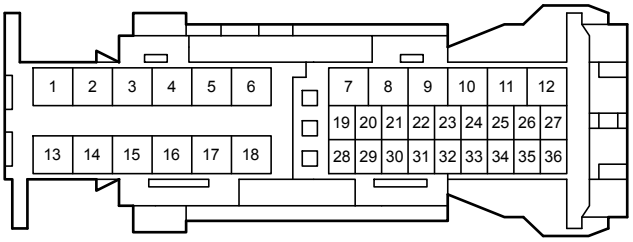

3D
White

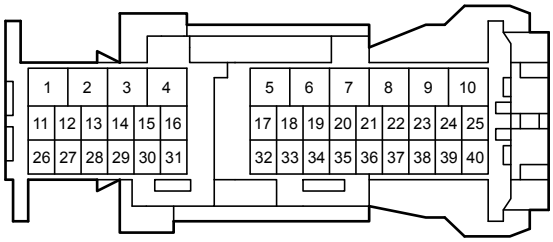

AA1
Blue

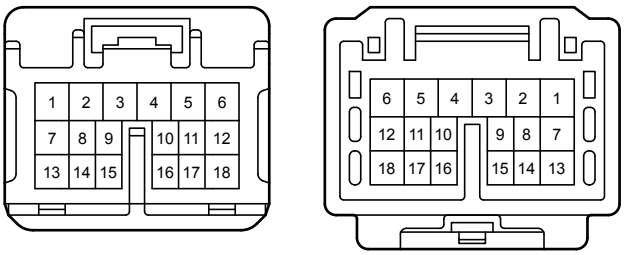

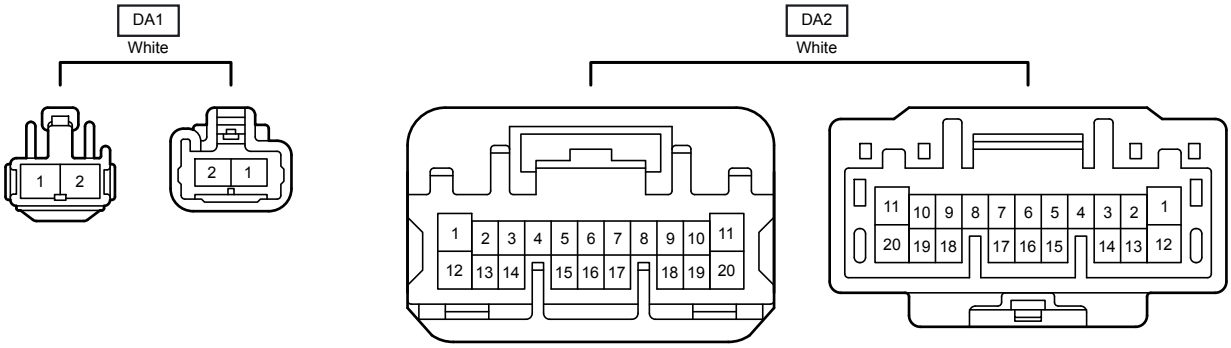
DA1
White
1 2
2 1
DA2
White
1 2 3 4 5 6 7 8 9 10 11
12 13 14 15 16 17 18 19 20
11 10 9 8 7 6 5 4 3 2 1
20 19 18 17 16 15 14 13 12

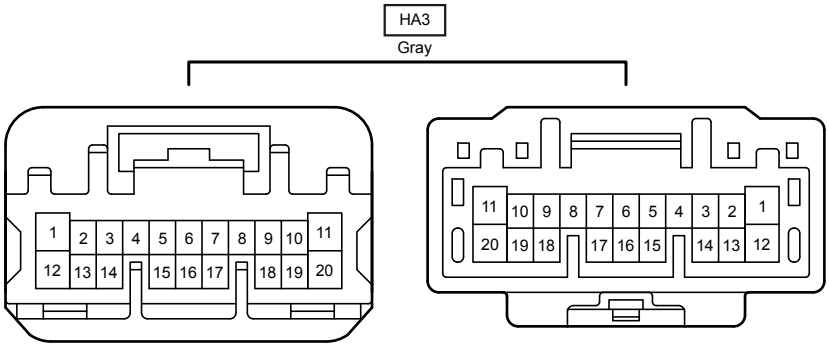
HA3
Gray
1 2 3 4 5 6 7 8 9 10 11
12 13 14 15 16 17 18 19 20
11 10 9 8 7 6 5 4 3 2 1
20 19 18 17 16 15 14 13 12

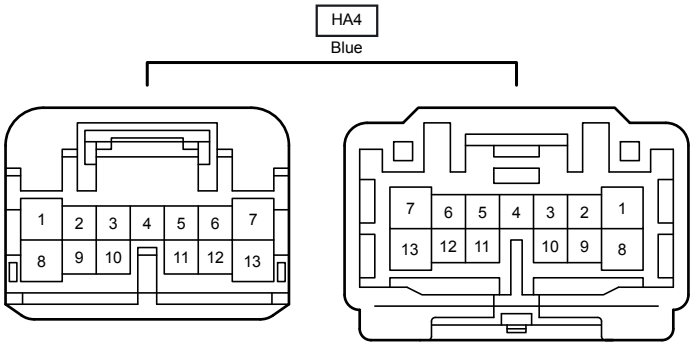
HA4
Blue
1 2 3 4 5 6 7
8 9 10 11 12 13
7 6 5 4 3 2 1
13 12 11 10 9 8

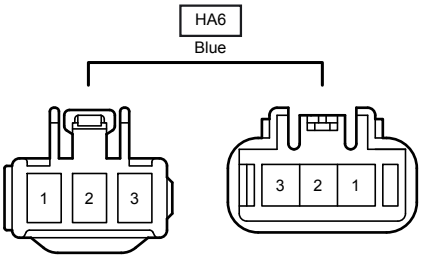
HA6
Blue
1 2 3
3 2 1

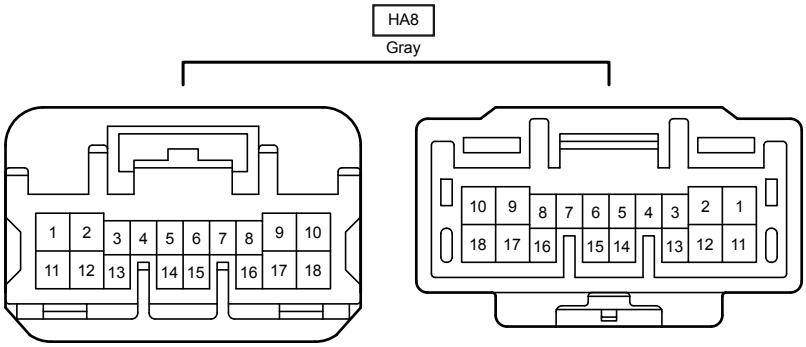
HA8
Gray
1 2 3 4 5 6 7 8 9 10
11 12 13 14 15 16 17 18
10 9 8 7 6 5 4 3 2 1
18 17 16 15 14 13 12 11

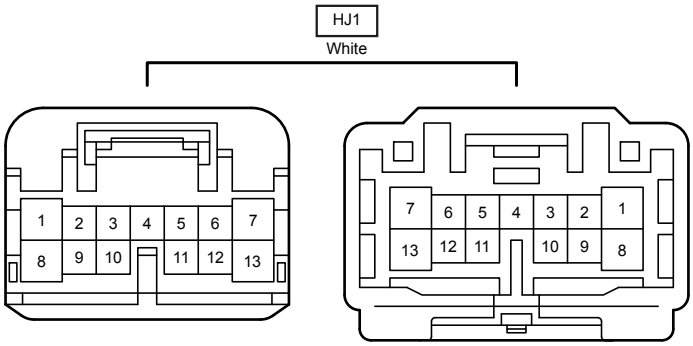
HJ1
White
1 2 3 4 5 6 7
8 9 10 11 12 13
7 6 5 4 3 2 1
13 12 11 10 9 8

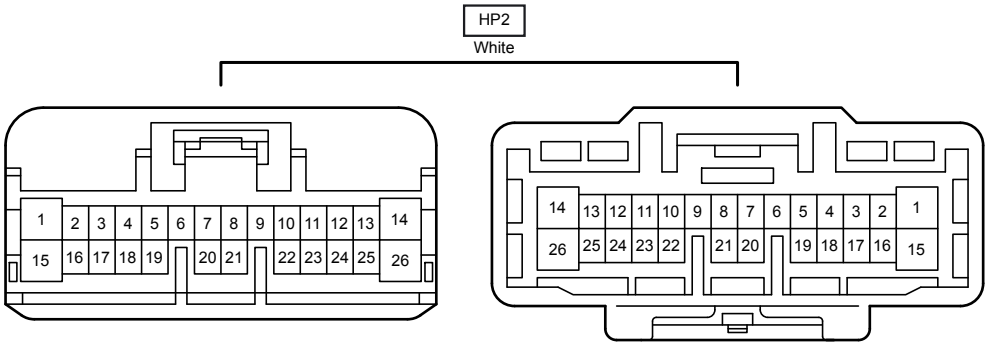
HP2
White
1 2 3 4 5 6 7 8 9 10 11 12 13 14
15 16 17 18 19 20 21 22 23 24 25 26
14 13 12 11 10 9 8 7 6 5 4 3 2 1
26 25 24 23 22 21 20 19 18 17 16 15

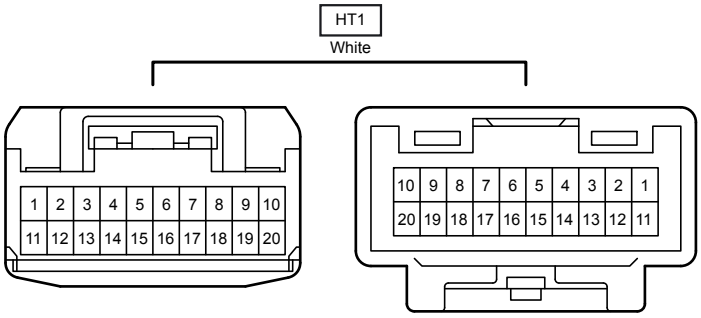
HT1
White
1 2 3 4 5 6 7 8 9 10
11 12 13 14 15 16 17 18 19 20
10 9 8 7 6 5 4 3 2 1
20 19 18 17 16 15 14 13 12 11

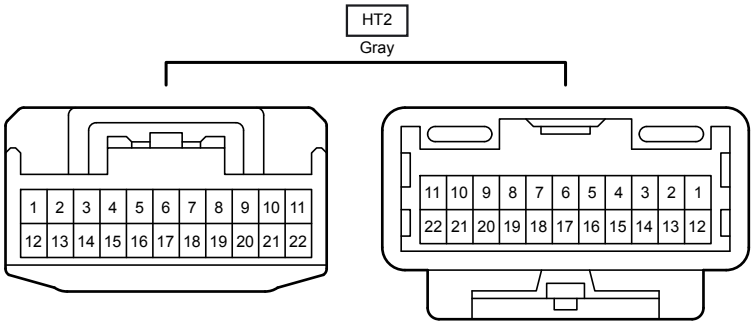
HT2
Gray
1 2 3 4 5 6 7 8 9 10 11
12 13 14 15 16 17 18 19 20 21 22
11 10 9 8 7 6 5 4 3 2 1
22 21 20 19 18 17 16 15 14 13 12

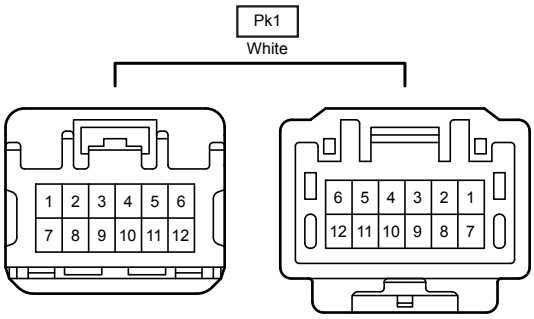
Pk1
White
1 2 3 4 5 6
7 8 9 10 11 12
6 5 4 3 2 1
12 11 10 9 8 7

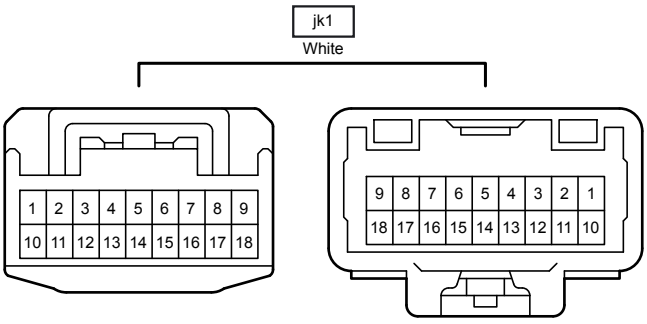
jk1
White
1 2 3 4 5 6 7 8 9
10 11 12 13 14 15 16 17 18
9 8 7 6 5 4 3 2 1
18 17 16 15 14 13 12 11 10