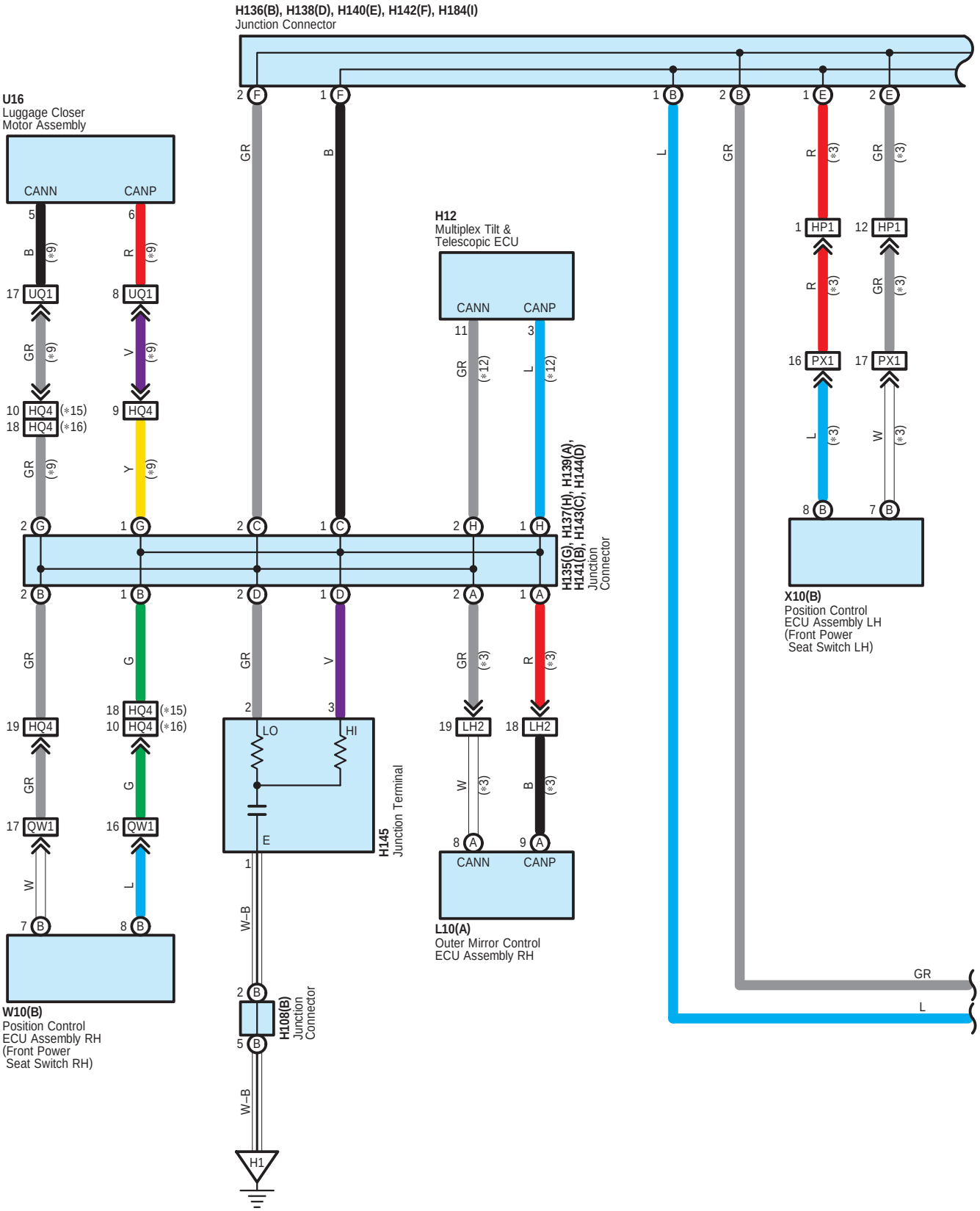
H136(B), H138(D), H140(E), H142(F), H184(I)
Junction Connector
U16
Luggage Closer
Motor Assembly
CANN
CANP
H12
Multiplex Tilt &
Telescopic ECU
CANN
CANP
H135(G), H137(H), H139(A),
H141(B), H143(C), H144(D)
Junction
Connector
X10(B)
Position Control
ECU Assembly LH
(Front Power
Seat Switch LH)
W10(B)
Position Control
ECU Assembly RH
(Front Power
Seat Switch RH)
H145
Junction Terminal
LO
HI
E
L10(A)
Outer Mirror Control
ECU Assembly RH
CANN
CANP
H108(B)
Junction
Connector
H1
UQ1
HQ4
QW1
LH2
HP1
PX1
GR
L

∗ 1 : w/ Network Gateway ECU
∗ 2 : w/o Network Gateway ECU
∗ 3 : w/ Seat Position Memory
∗ 9 : w/ Power Trunk Lid
∗12 : w/ Power Tilt and Power Telescopic
∗15 : Before Aug. 2016 Production
∗16 : From Aug. 2016 Production

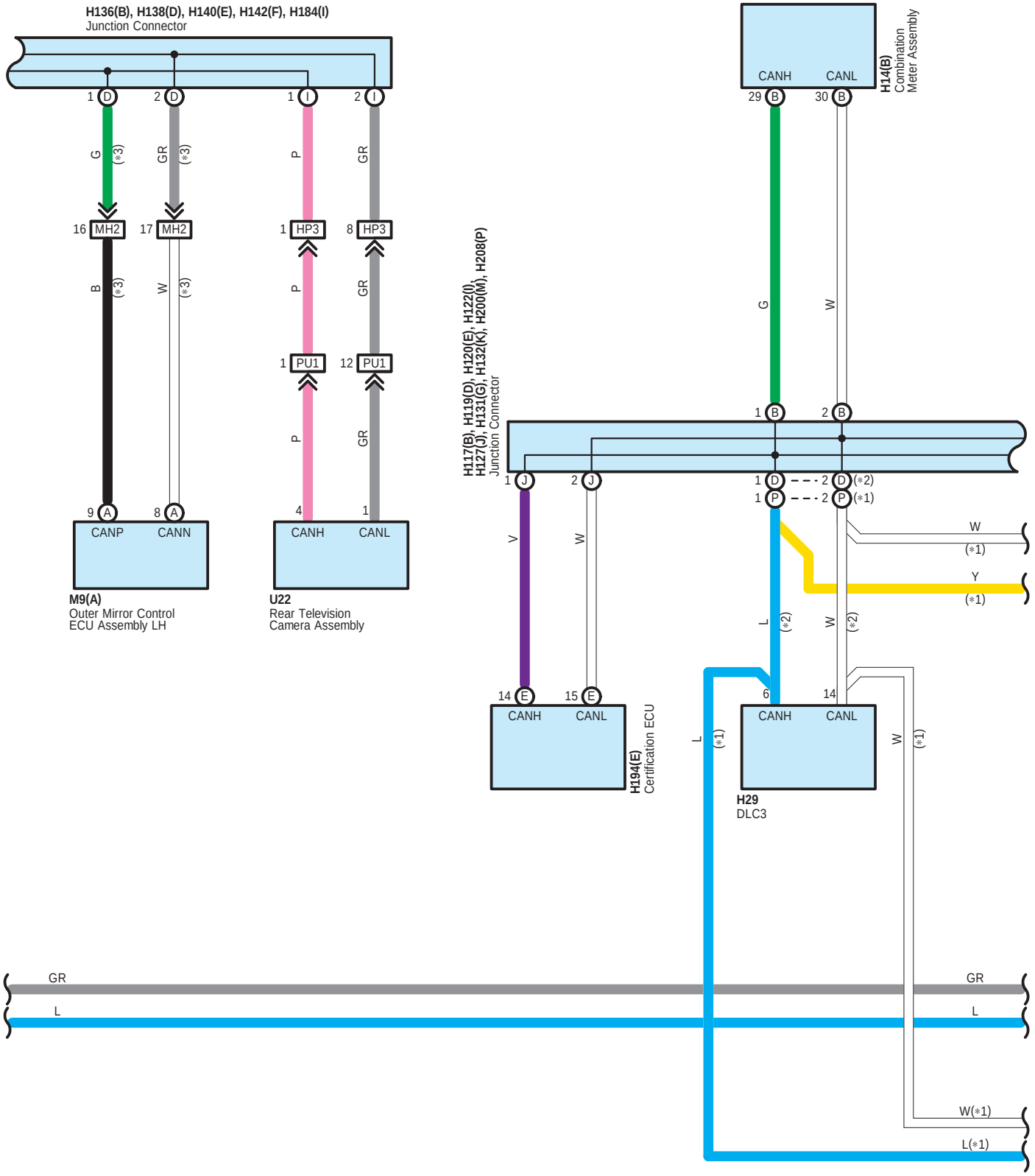

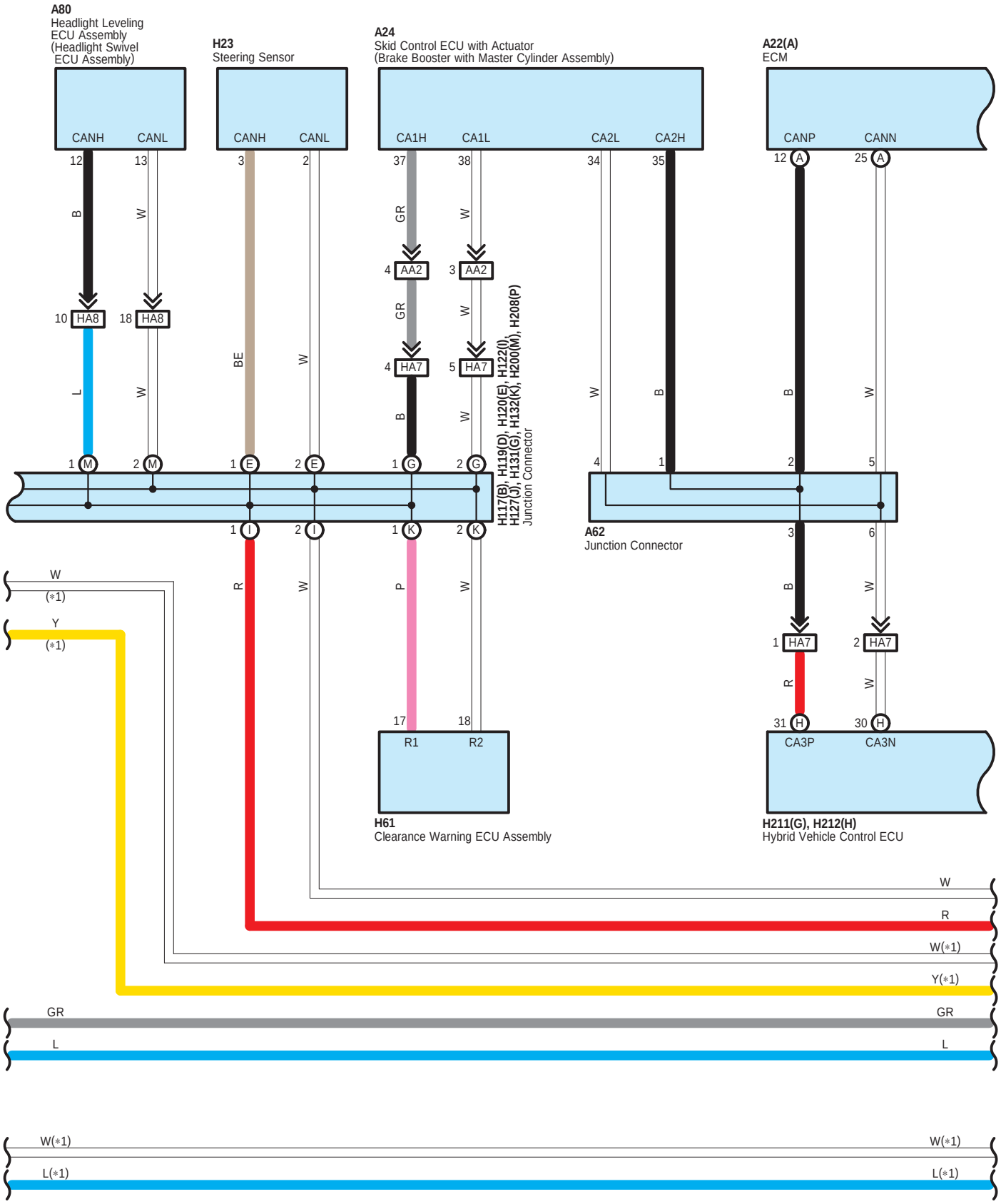
A80
Headlight Leveling ECU Assembly (Headlight Swivel ECU Assembly)
CANH
CANL
H23
Steering Sensor
CANH
CANL
A24
Skid Control ECU with Actuator (Brake Booster with Master Cylinder Assembly)
CA1H
CA1L
CA2L
CA2H
A22(A)
ECM
CANP
CANN
H117(B), H119(D), H120(E), H122(I), H127(J), H131(G), H132(K), H200(M), H208(P)
Junction Connector
A62
Junction Connector
H61
Clearance Warning ECU Assembly
R1
R2
H211(G), H212(H)
Hybrid Vehicle Control ECU
CA3P
CA3N
HA8
HA7
AA2
W
(*1)
Y
(*1)
GR
L
W(*1)
L(*1)

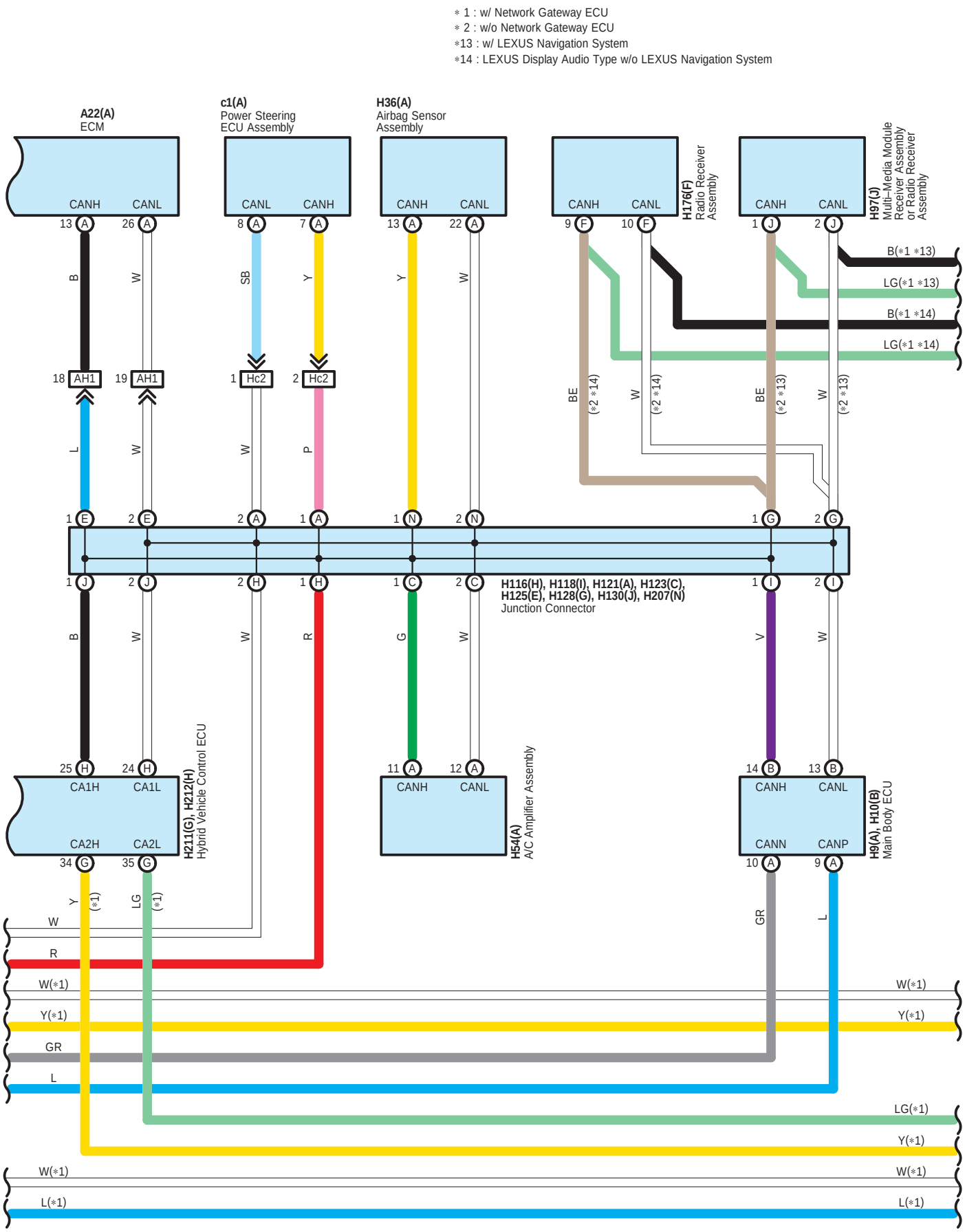
∗ 1 : w/ Network Gateway ECU
∗ 2 : w/o Network Gateway ECU
∗13 : w/ LEXUS Navigation System
∗14 : LEXUS Display Audio Type w/o LEXUS Navigation System
A22(A)
ECM
c1(A)
Power Steering
ECU Assembly
H36(A)
Airbag Sensor
Assembly
H176(F)
Radio Receiver
Assembly
H97(J)
Multi-Media Module
Receiver Assembly
or Radio Receiver
Assembly
CANH
CANL
CA1H
CA1L
CA2H
CA2L
CANN
CANP
AH1
Hc2
H116(H), H118(I), H121(A), H123(C),
H125(E), H128(G), H130(J), H207(N)
Junction Connector
H211(G), H212(H)
Hybrid Vehicle Control ECU
H54(A)
A/C Amplifier Assembly
H9(A), H10(B)
Main Body ECU
B(∗1 ∗13)
LG(∗1 ∗13)
B(∗1 ∗14)
LG(∗1 ∗14)
W(∗1)
Y(∗1)
LG(∗1)
L(∗1)

∗ 1 : w/ Network Gateway ECU
∗13 : w/ LEXUS Navigation System
∗14 : LEXUS Display Audio Type w/o LEXUS Navigation System

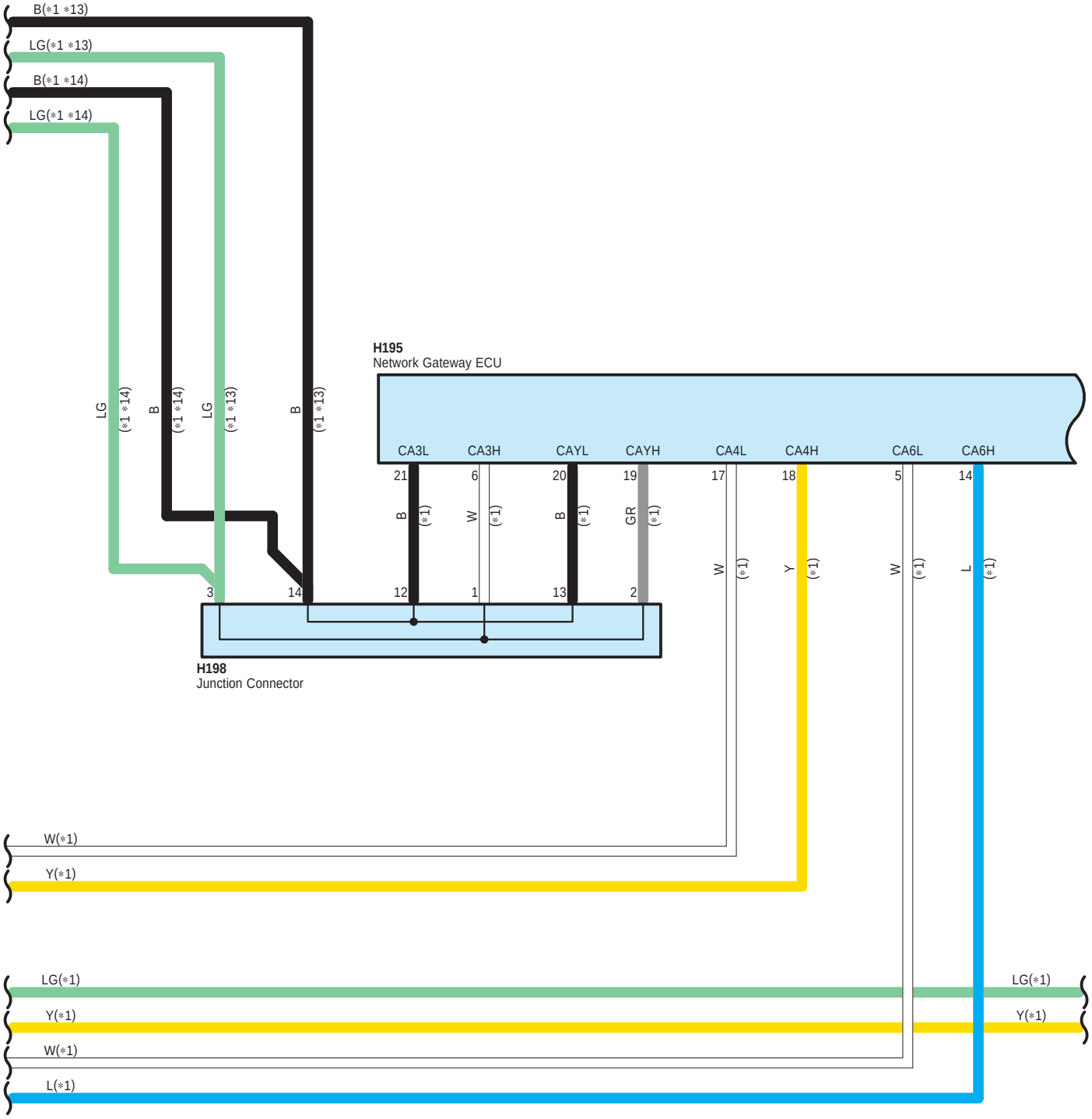

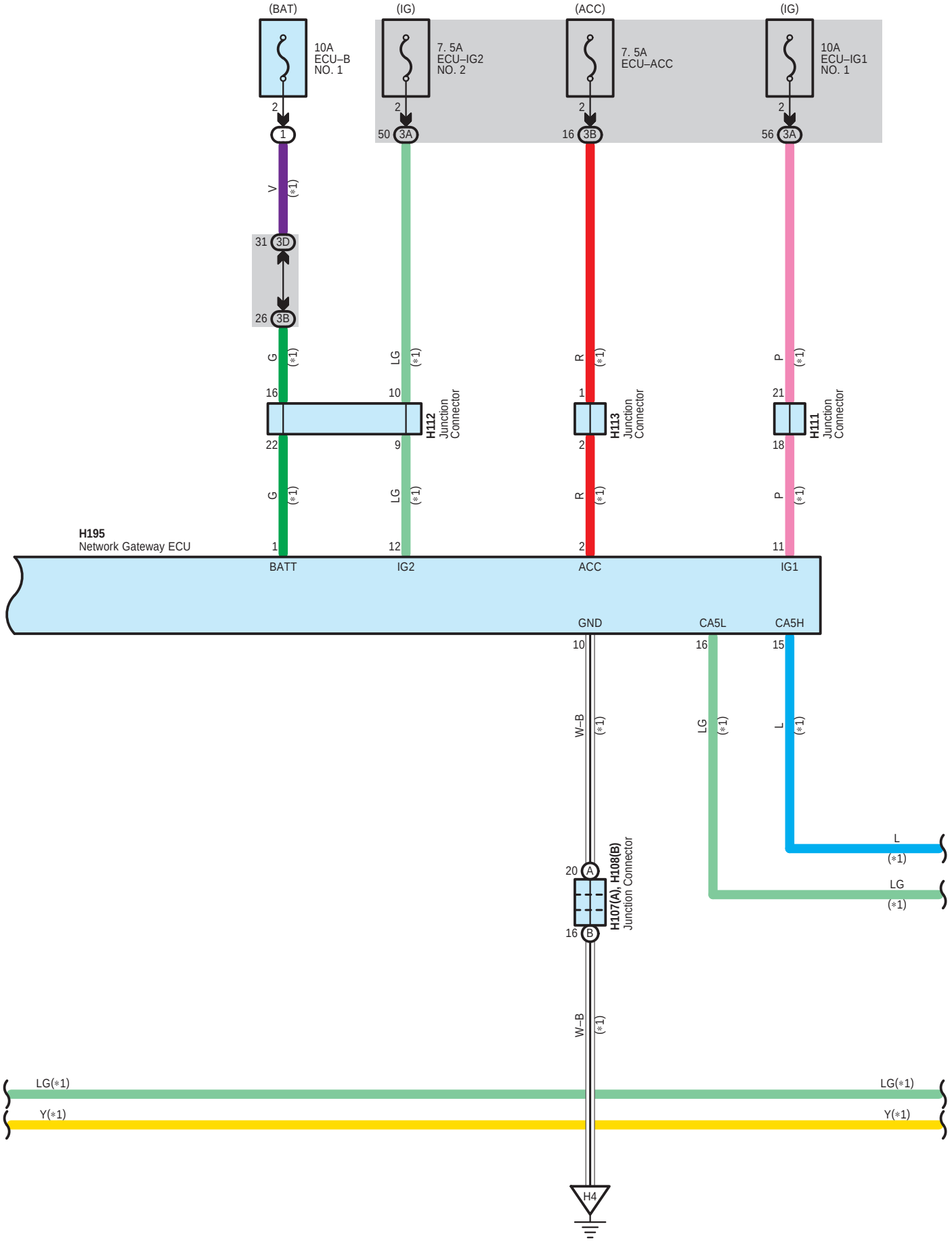
(BAT)
10A
ECU–B
NO. 1
(IG)
7. 5A
ECU–IG2
NO. 2
(ACC)
7. 5A
ECU–ACC
(IG)
10A
ECU–IG1
NO. 1
2
1
50 3A
16 3B
56 3A
V (*1)
31 3D
26 3B
G (*1)
LG (*1)
R (*1)
P (*1)
16
10
1
21
H112
Junction
Connector
H113
Junction
Connector
H111
Junction
Connector
22
9
2
18
G (*1)
LG (*1)
R (*1)
P (*1)
H195
Network Gateway ECU
1
12
2
11
BATT
IG2
ACC
IG1
GND
CA5L
CA5H
10
16
15
W–B (*1)
LG (*1)
L (*1)
L
(*1)
LG
(*1)
20 A
16 B
H107(A), H108(B)
Junction Connector
W–B (*1)
LG(*1)
Y(*1)
LG(*1)
Y(*1)
H4

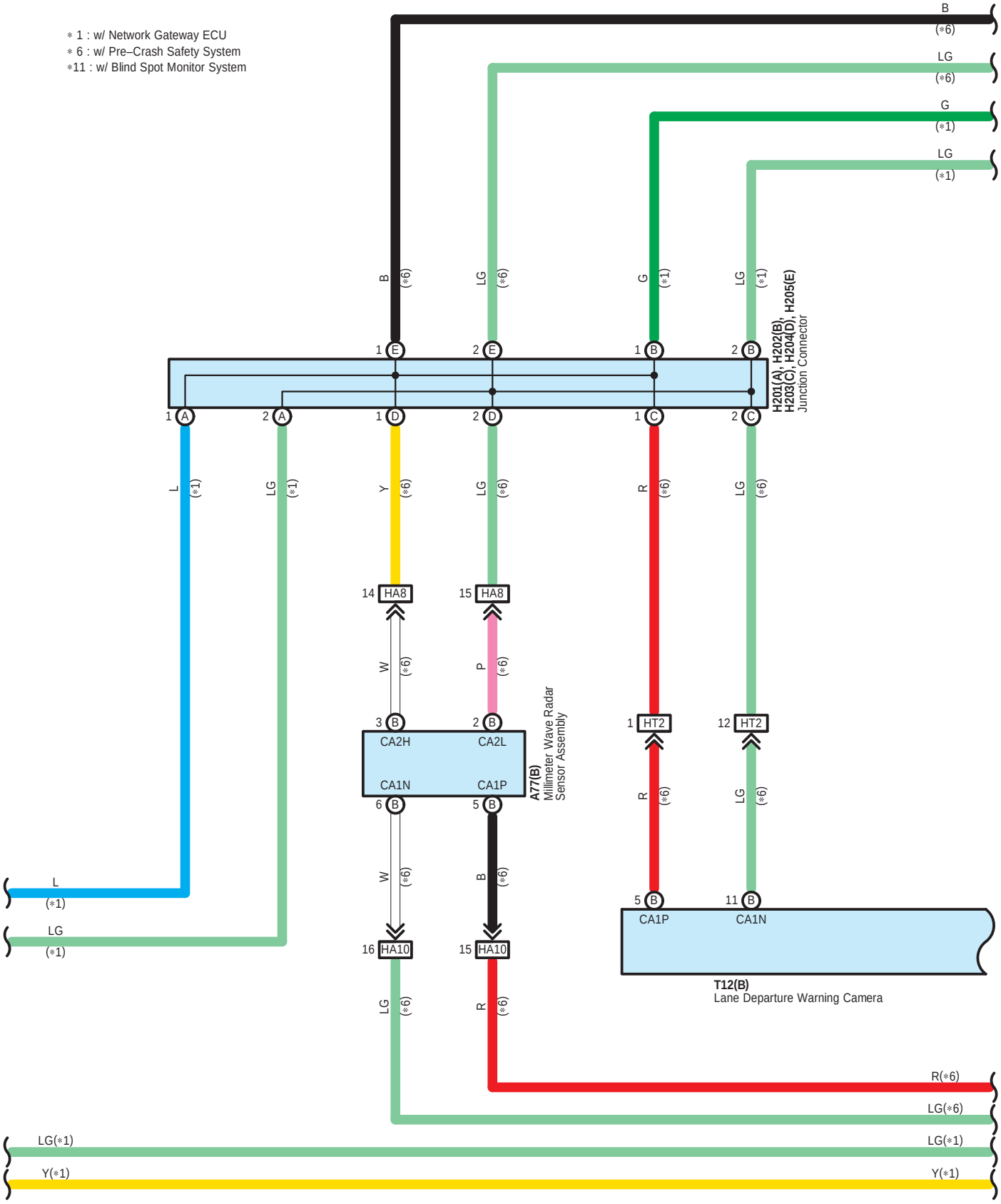
∗ 1 : w/ Network Gateway ECU
∗ 6 : w/ Pre–Crash Safety System
∗11 : w/ Blind Spot Monitor System
B (∗6)
LG (∗6)
G (∗1)
LG (∗1)
H201(A), H202(B), H203(C), H204(D), H205(E)
Junction Connector
HA8
HA10
HT2
CA2H
CA2L
CA1N
CA1P
A77(B)
Millimeter Wave Radar Sensor Assembly
T12(B)
Lane Departure Warning Camera
R(∗6)
LG(∗6)
LG(∗1)
Y(∗1)

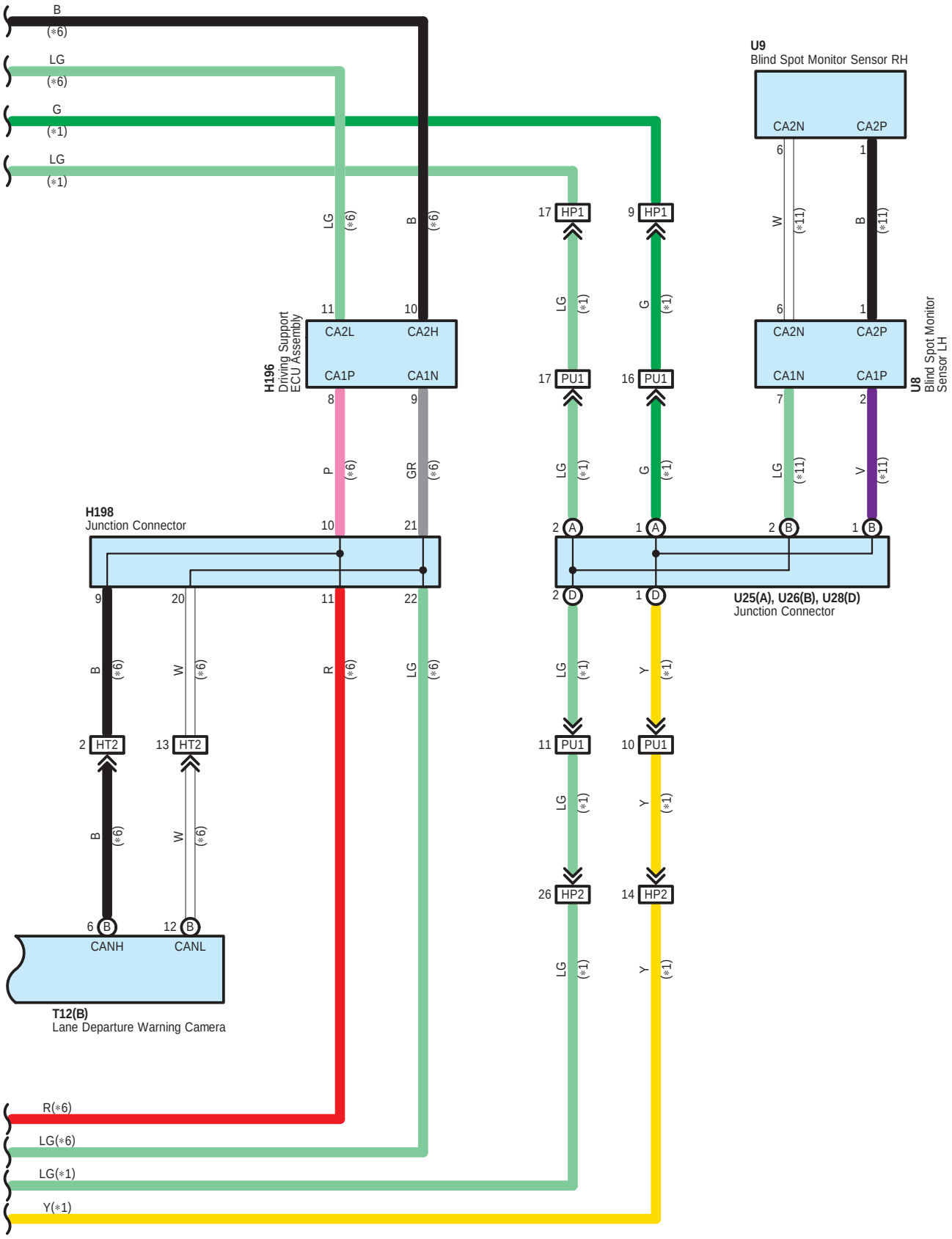
B
(*6)
LG
(*6)
G
(*1)
LG
(*1)
U9
Blind Spot Monitor Sensor RH
CA2N
CA2P
H196
Driving Support
ECU Assembly
CA2L
CA2H
CA1P
CA1N
U8
Blind Spot Monitor
Sensor LH
H198
Junction Connector
U25(A), U26(B), U28(D)
Junction Connector
HP1
PU1
HP2
HT2
CANH
CANL
T12(B)
Lane Departure Warning Camera
R(*6)
LG(*6)
LG(*1)
Y(*1)

A 22
Black

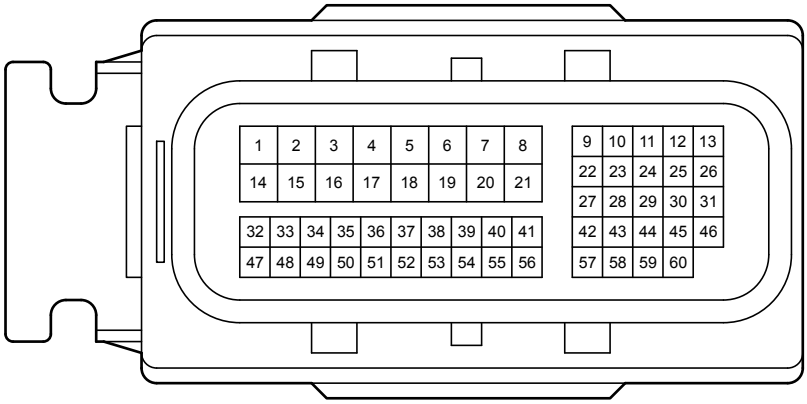

A 24
Black

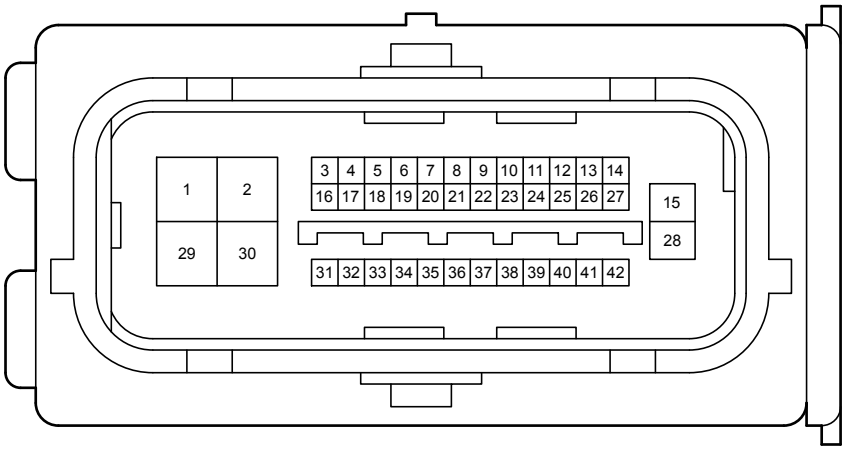

A 62
White

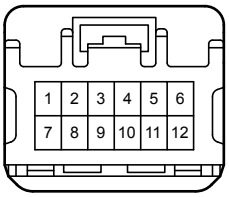

A 77
Black



A 80
White

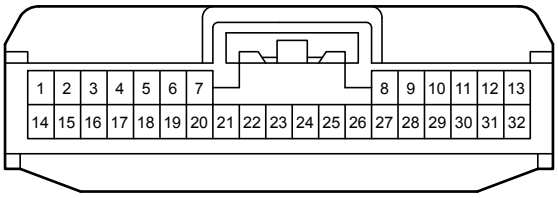

H 9
White

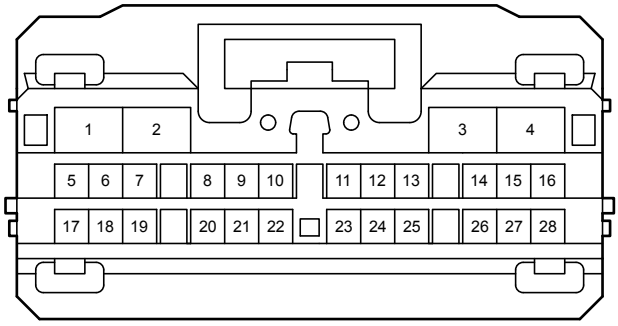

H 10
White

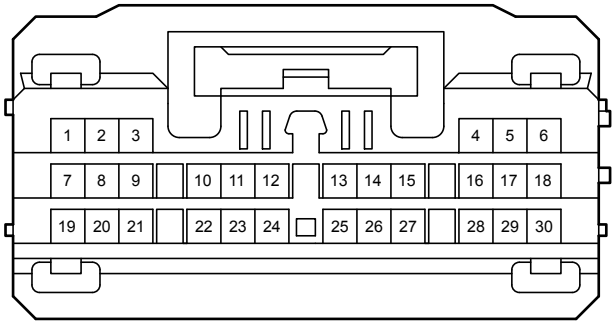

H 12
Black

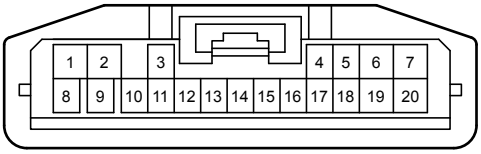

H 14
Black

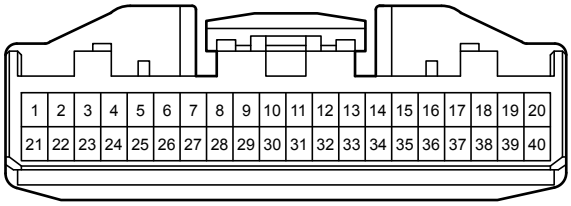

H 23
Blue

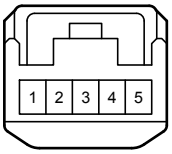

H 29
Black

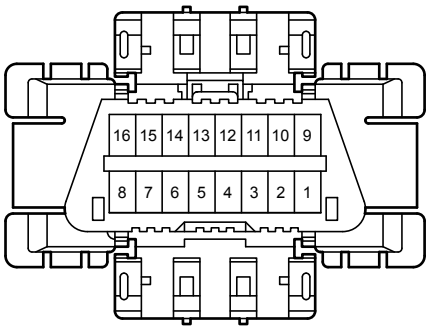

H 36
Yellow

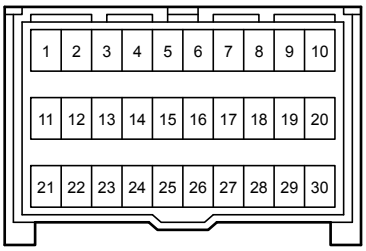

H 54
White

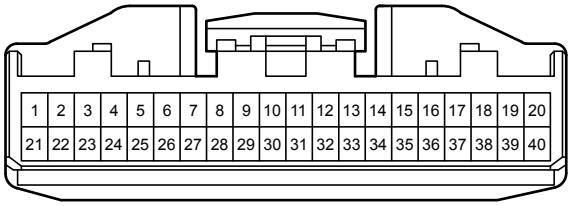

H 61
Black

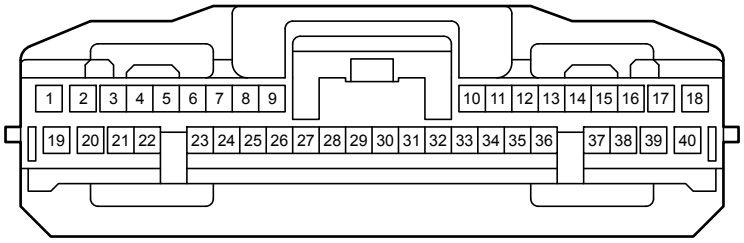

H 97
White

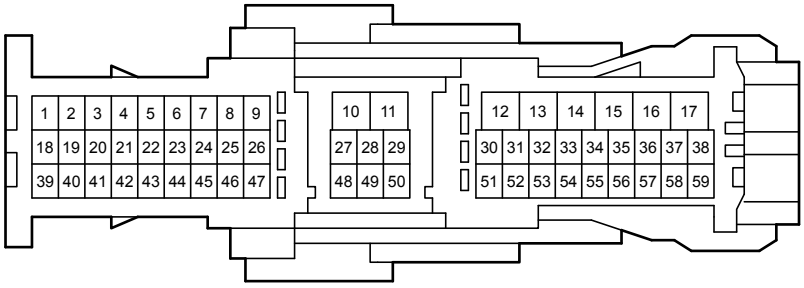

H107
Gray

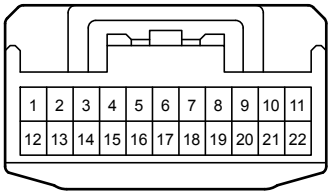

H108
Gray

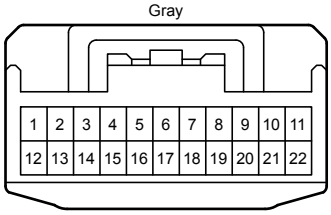

H111
Gray

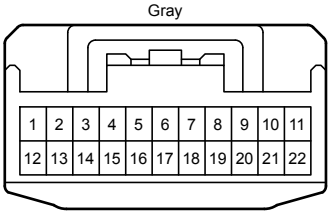

H112
White

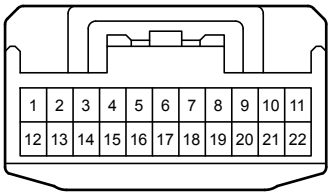

H113
White

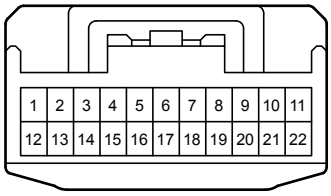

H116
White

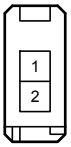

H117
White

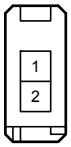

H118
White

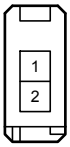

H119
White

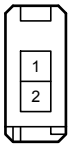

H120
White

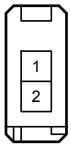

H121
White

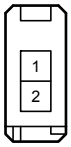

H122
White

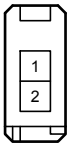

H123
White

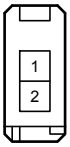

H125
White

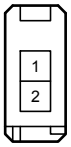

H127
White

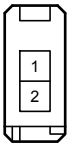

H128
White

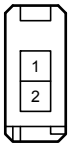

H130
White

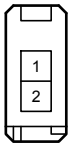

H131
White

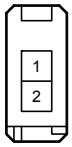

H132
White

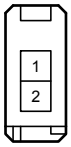

H135
White

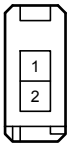

H136
White

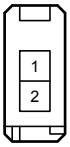

H137
White

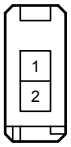

H138
White

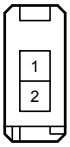

H139
White

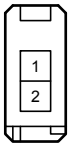

H140
White

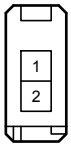

H141
White

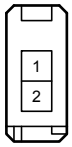

H142
White

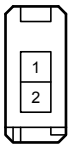

H143
White

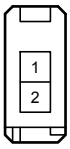

H144
White

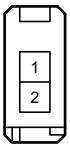

H145
White

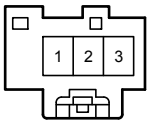

H176
White

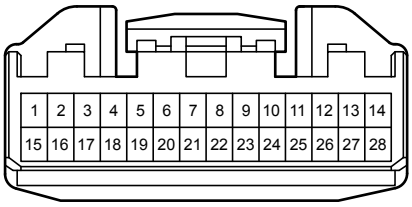

H184
White

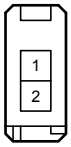

H194
White

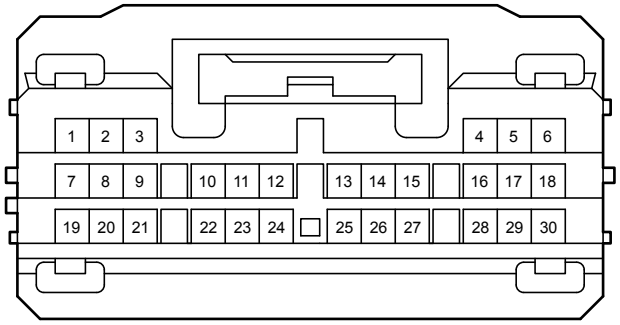

H195
Black

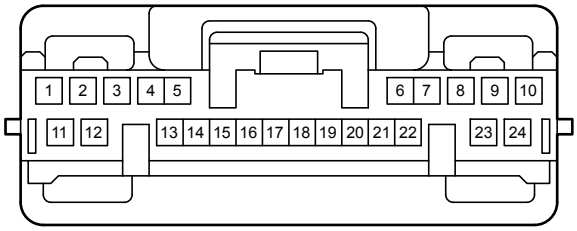

H196
White

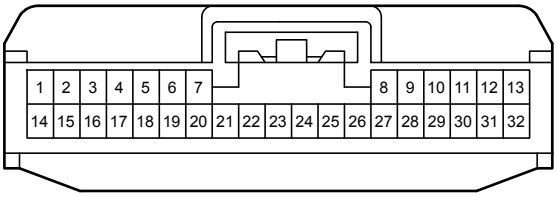

H198
Black

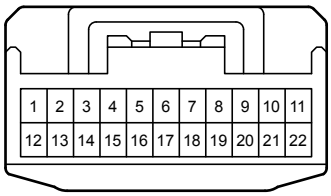

H200
White

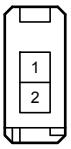

H201
White

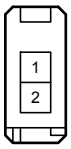

H202
White

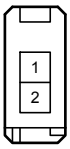

H203
White

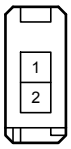

H204
White

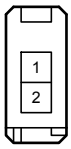

H205
White

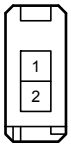

H207
White

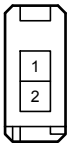

H208
White

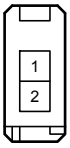

H211
Gray

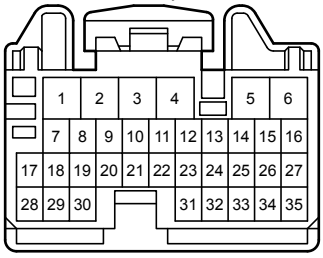

H212
Gray

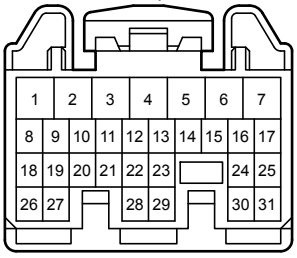

L 10
White

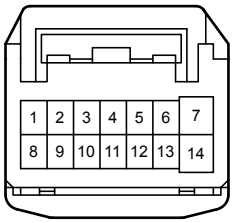

M 9
White

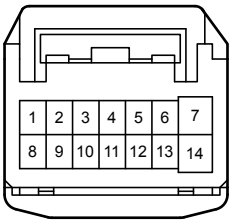

T 12
Gray

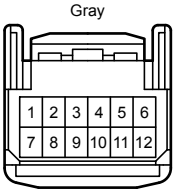

U 8
Black

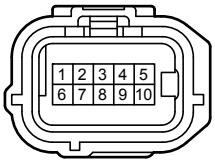

U 9
Black

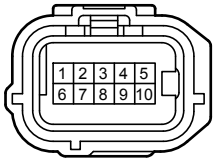

U 16
White

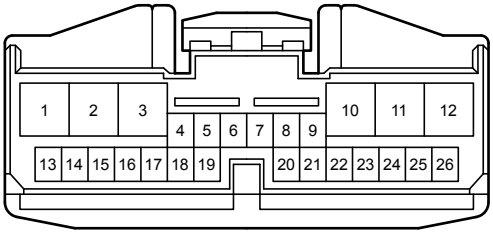

U 22
Black

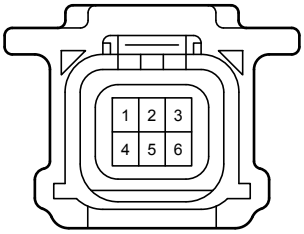

U 25
White

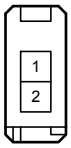

U 26
White

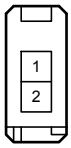

U 28
White

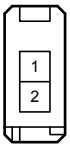

W 10
White

X 10
White

c 1
Black

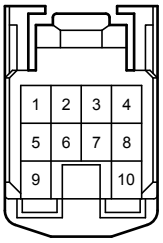

3A
White

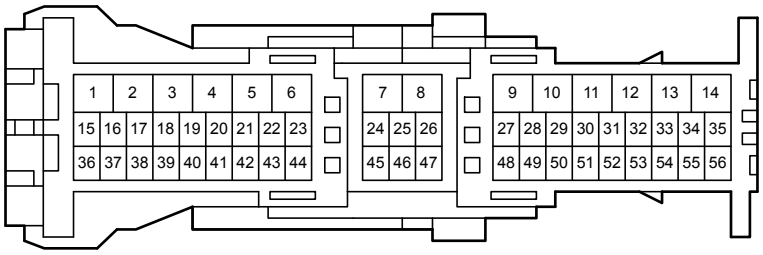

3B
White

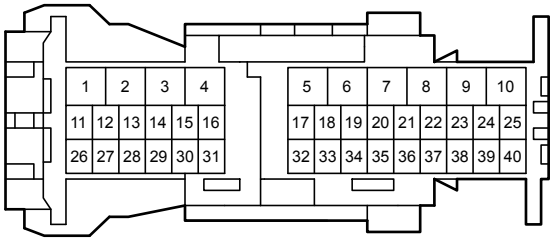

3D
White

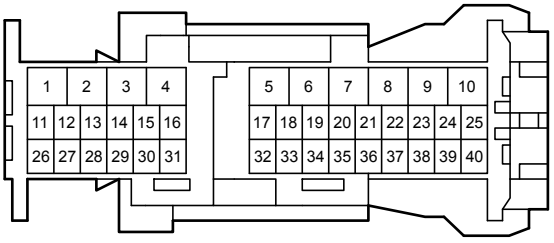

AA2
White

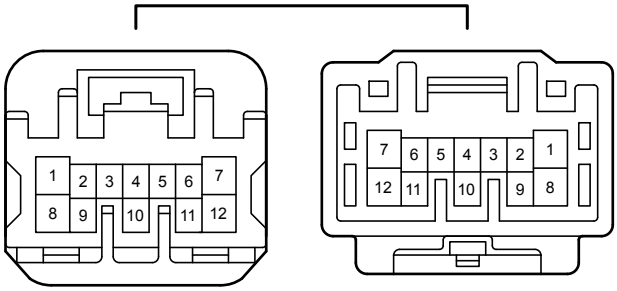

AH1
White

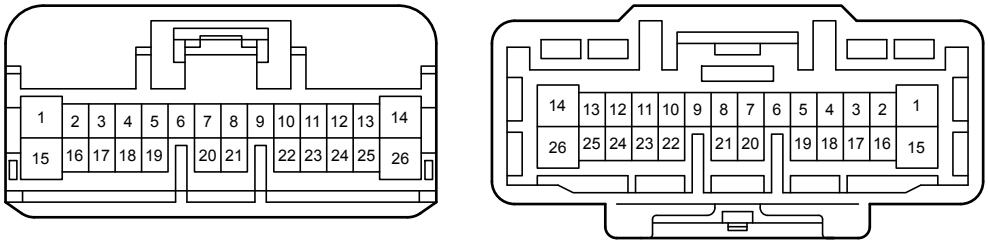

HA7
Gray

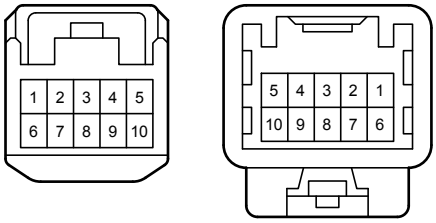

HA8
Gray

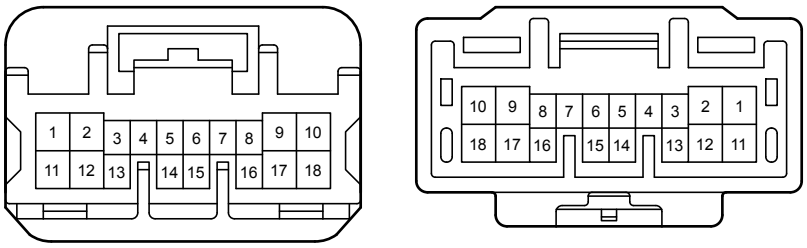

HA10
Gray

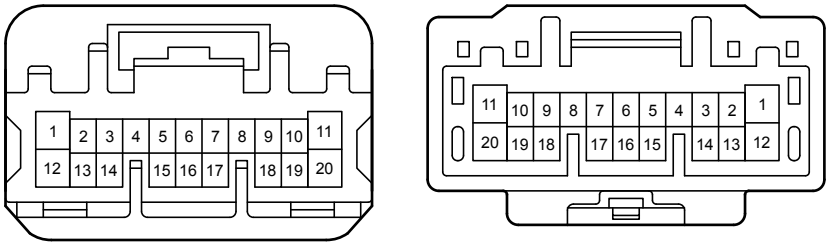

HP1
White

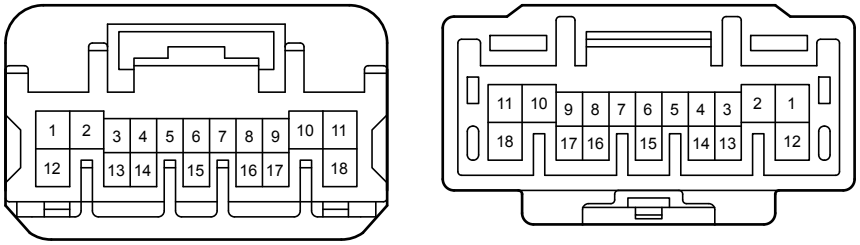

HP2
White

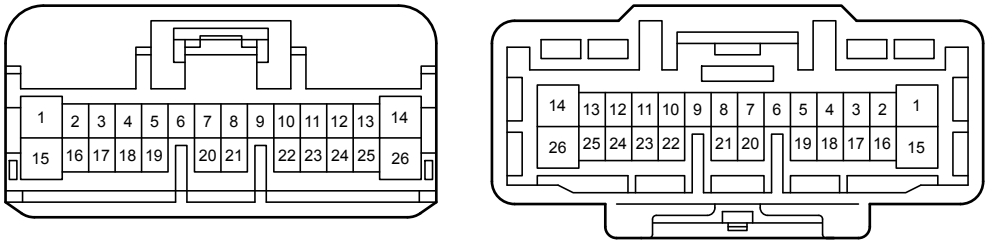

HP3
White

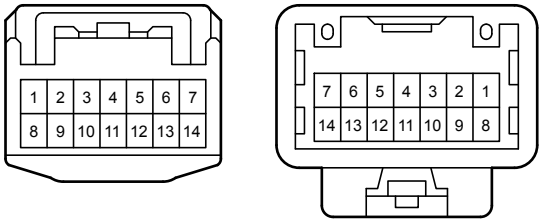

HQ4
White

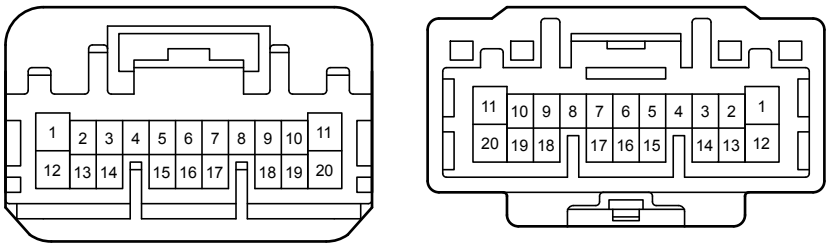

HT2
Gray

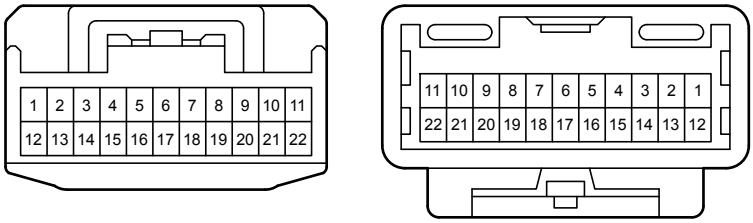

Hc2
White

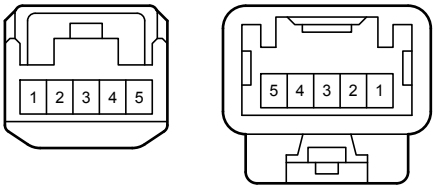

LH2
Blue

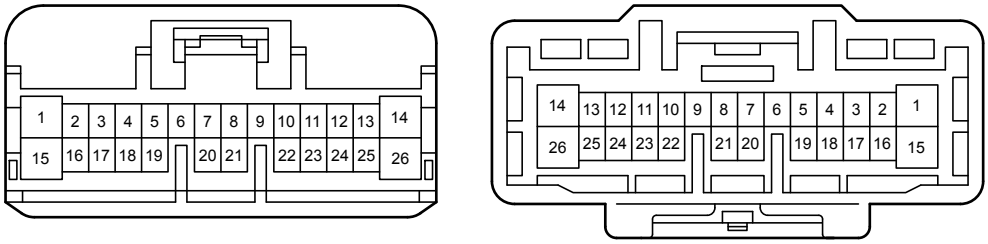

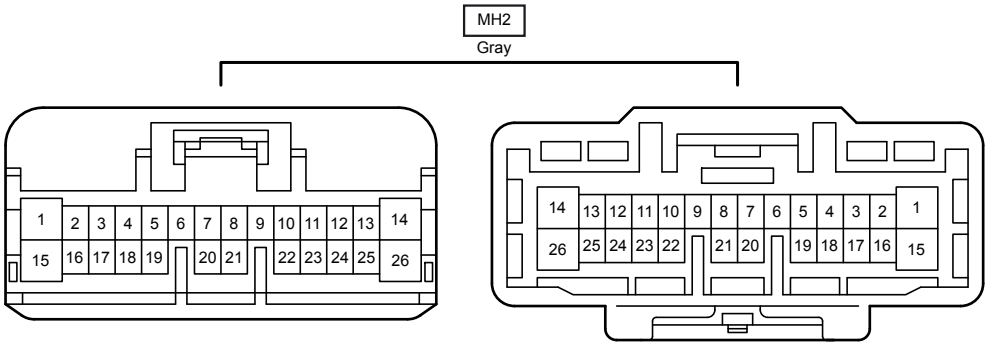
MH2
Gray
1 2 3 4 5 6 7 8 9 10 11 12 13 14
15 16 17 18 19 20 21 22 23 24 25 26
14 13 12 11 10 9 8 7 6 5 4 3 2 1
26 25 24 23 22 21 20 19 18 17 16 15

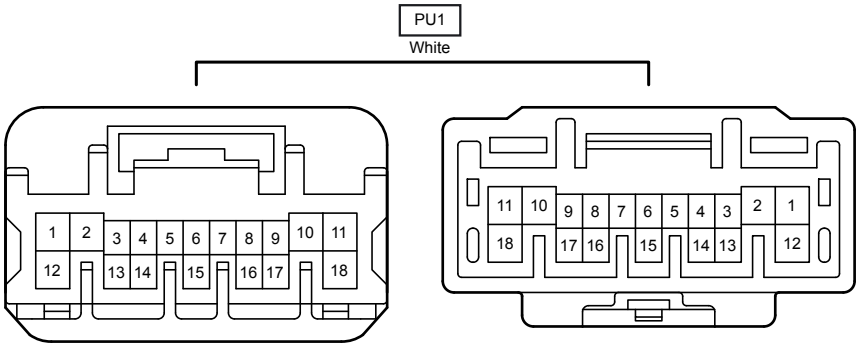
PU1
White
1 2 3 4 5 6 7 8 9 10 11
12 13 14 15 16 17 18
11 10 9 8 7 6 5 4 3 2 1
18 17 16 15 14 13 12

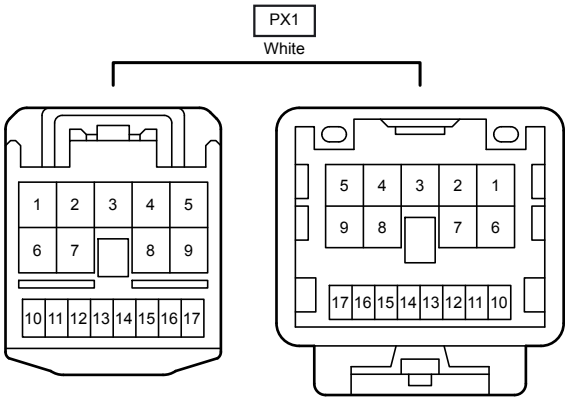
PX1
White
1 2 3 4 5
6 7 8 9
10 11 12 13 14 15 16 17
5 4 3 2 1
9 8 7 6
17 16 15 14 13 12 11 10

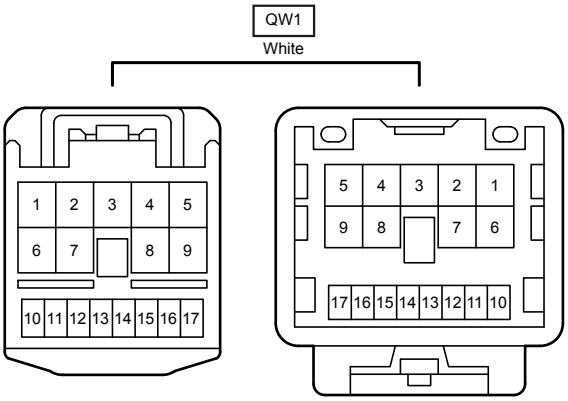
QW1
White
1 2 3 4 5
6 7 8 9
10 11 12 13 14 15 16 17
5 4 3 2 1
9 8 7 6
17 16 15 14 13 12 11 10

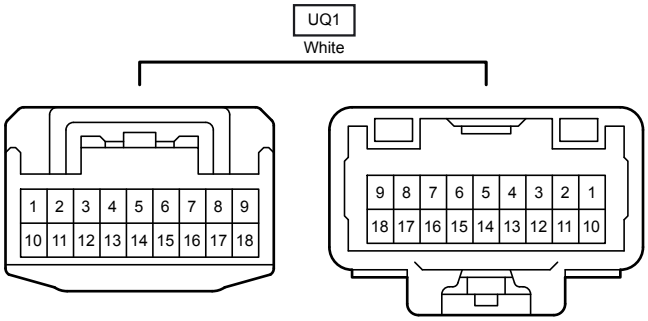
UQ1
White
1 2 3 4 5 6 7 8 9
10 11 12 13 14 15 16 17 18
9 8 7 6 5 4 3 2 1
18 17 16 15 14 13 12 11 10