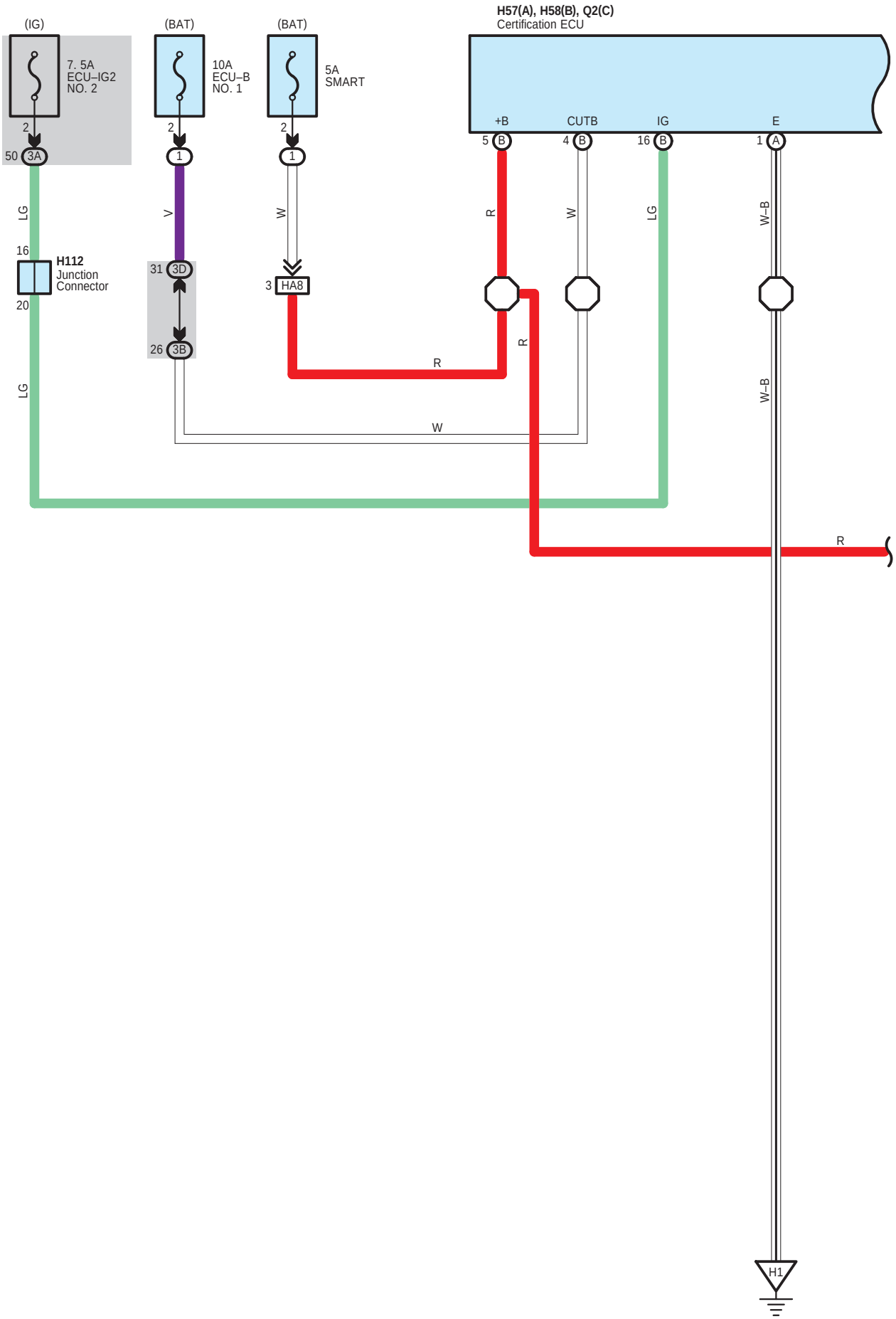
(IG)
7. 5A
ECU–IG2
NO. 2
(BAT)
10A
ECU–B
NO. 1
(BAT)
5A
SMART
H57(A), H58(B), Q2(C)
Certification ECU
+B
CUTB
IG
E
50 3A
5 B
4 B
16 B
1 A
LG
V
W
R
W
LG
W–B
16
H112
Junction
Connector
20
31 3D
26 3B
3 HA8
R
R
W
W–B
R
H1

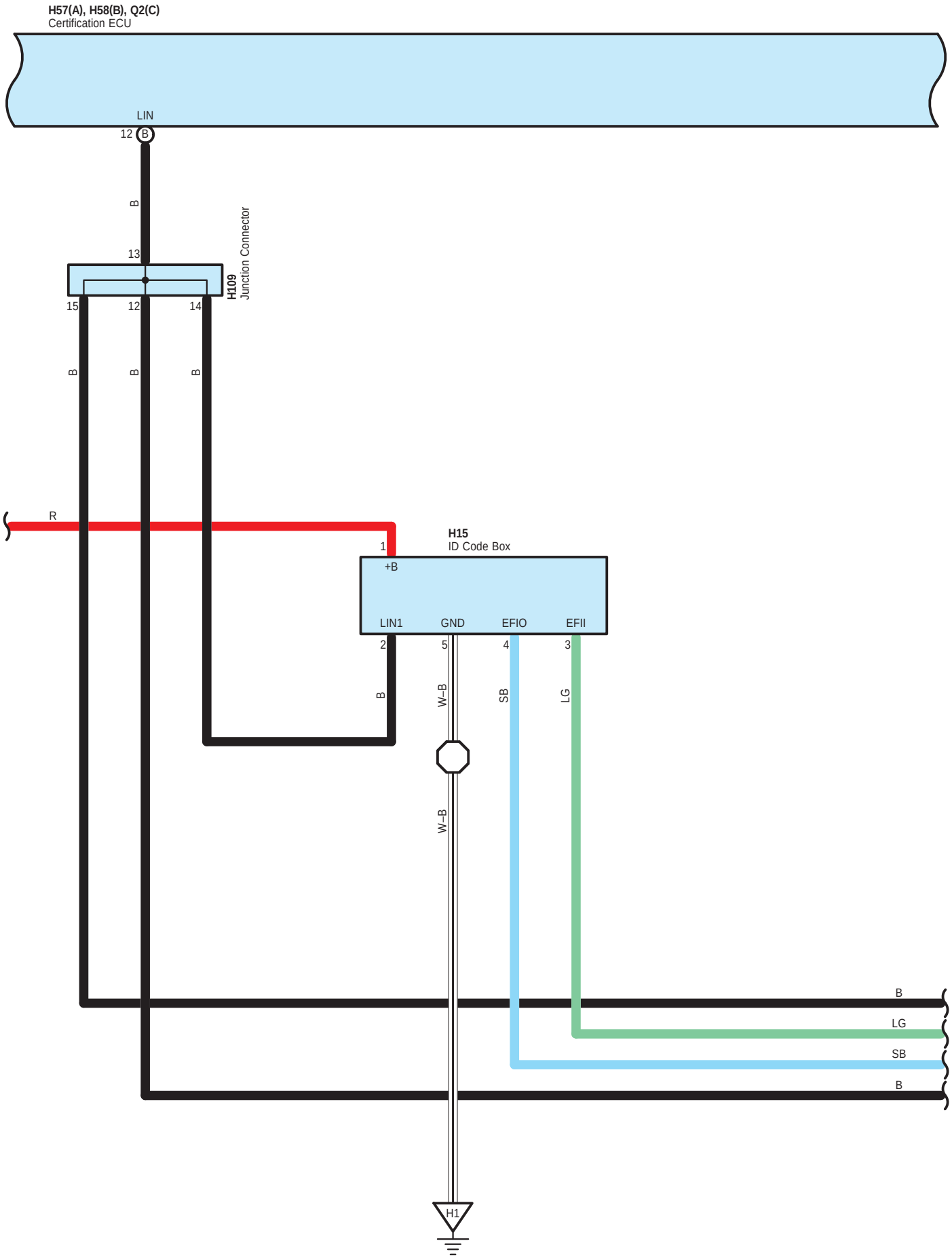
H57(A), H58(B), Q2(C)
Certification ECU
LIN
12
B
B
13
H109
Junction Connector
15
12
14
B
B
B
R
1
H15
ID Code Box
+B
LIN1
GND
EFIO
EFII
2
5
4
3
B
W–B
SB
LG
W–B
B
LG
SB
B
H1

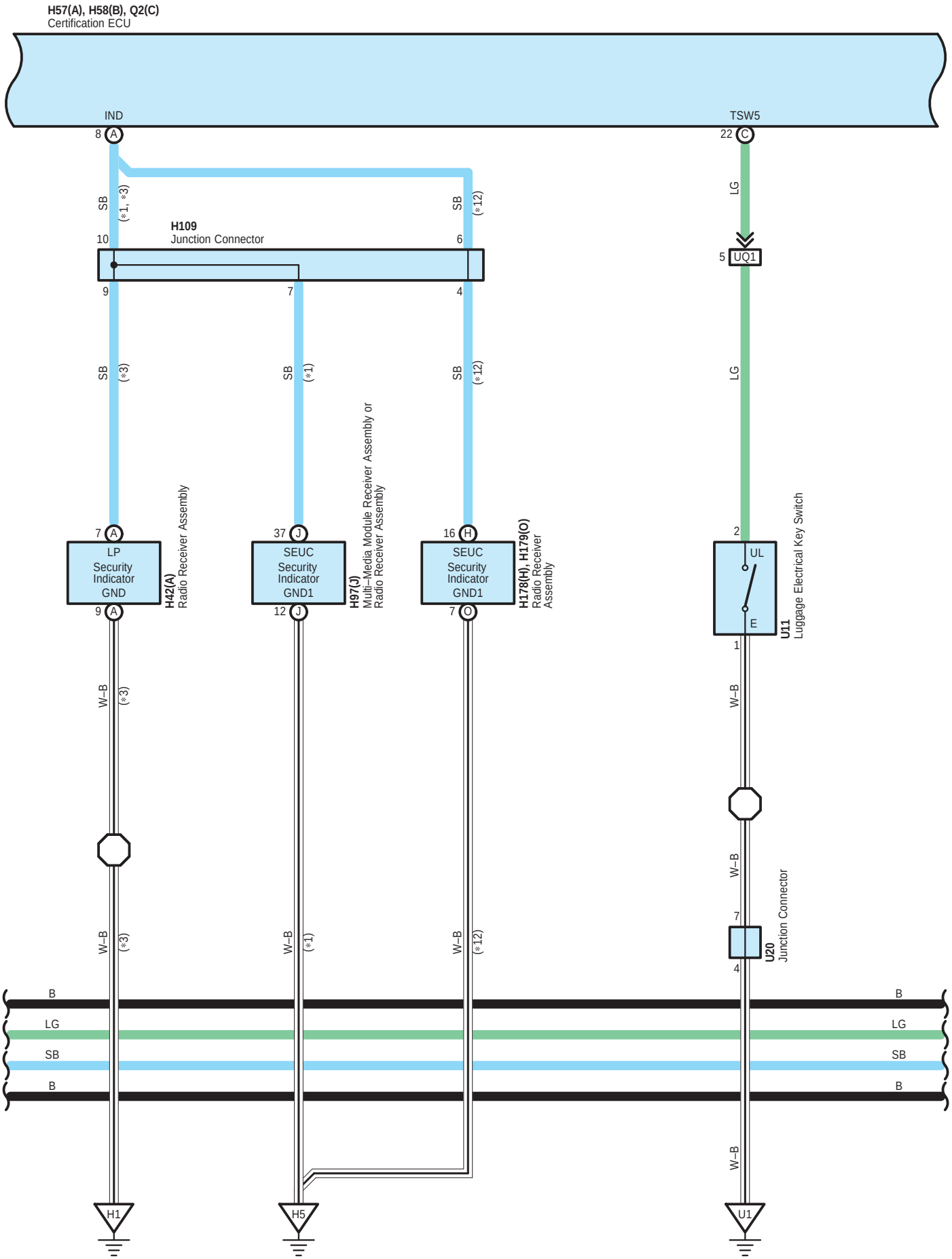
H57(A), H58(B), Q2(C)
Certification ECU
IND
TSW5
8 A
22 C
SB
(*1, *3)
SB
(*12)
LG
H109
Junction Connector
10
6
5 UQ1
9
7
4
SB
(*3)
SB
(*1)
SB
(*12)
LG
7 A
LP
Security Indicator
GND
H42(A)
Radio Receiver Assembly
37 J
SEUC
Security Indicator
GND1
H97(J)
Multi-Media Module Receiver Assembly or Radio Receiver Assembly
16 H
SEUC
Security Indicator
GND1
H178(H), H179(O)
Radio Receiver Assembly
2
UL
E
U11
Luggage Electrical Key Switch
9 A
12 J
7 O
1
W–B
(*3)
W–B
W–B
7
U20
Junction Connector
4
W–B
(*3)
W–B
(*1)
W–B
(*12)
B
LG
SB
B
B
LG
SB
B
W–B
H1
H5
U1

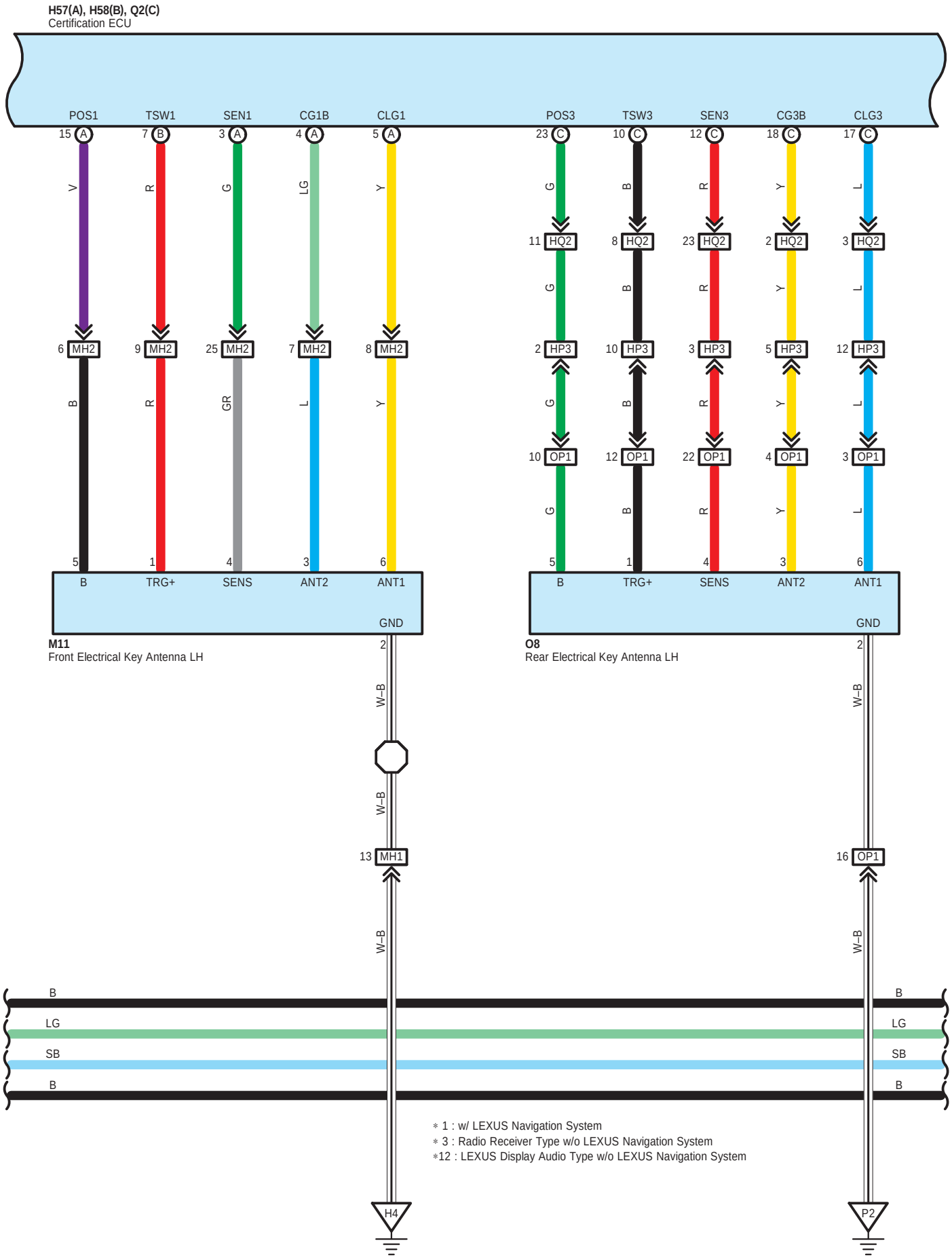
H57(A), H58(B), Q2(C)
Certification ECU
POS1
TSW1
SEN1
CG1B
CLG1
POS3
TSW3
SEN3
CG3B
CLG3
15 A
7 B
3 A
4 A
5 A
23 C
10 C
12 C
18 C
17 C
V
R
G
LG
Y
G
B
R
Y
L
11 HQ2
8 HQ2
23 HQ2
2 HQ2
3 HQ2
6 MH2
9 MH2
25 MH2
7 MH2
8 MH2
2 HP3
10 HP3
3 HP3
5 HP3
12 HP3
B
R
GR
L
Y
10 OP1
12 OP1
22 OP1
4 OP1
3 OP1
5
1
4
3
6
B
TRG+
SENS
ANT2
ANT1
GND
M11
Front Electrical Key Antenna LH
O8
Rear Electrical Key Antenna LH
2
W–B
13 MH1
16 OP1
B
LG
SB
B
H4
P2
∗ 1 : w/ LEXUS Navigation System
∗ 3 : Radio Receiver Type w/o LEXUS Navigation System
∗12 : LEXUS Display Audio Type w/o LEXUS Navigation System

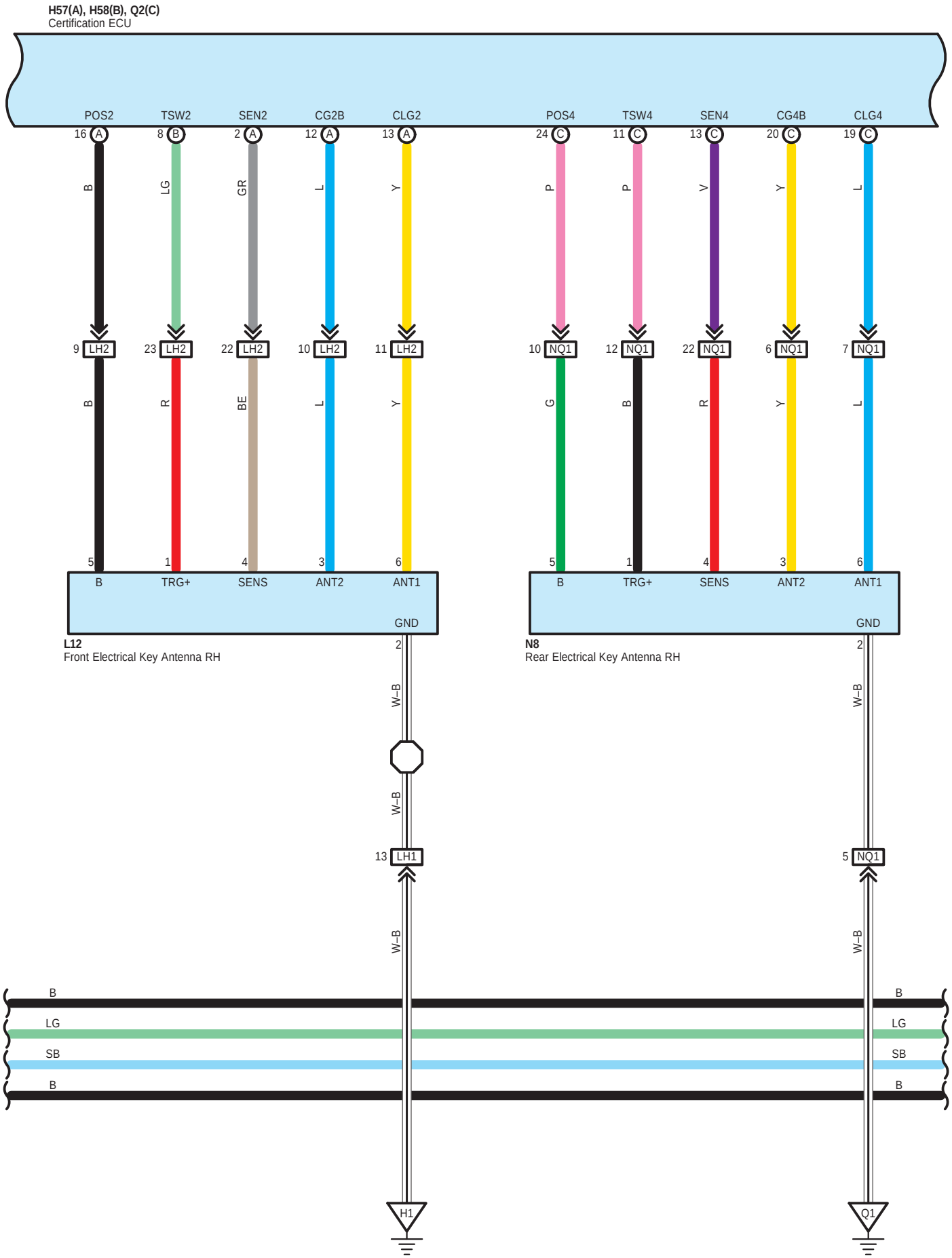
H57(A), H58(B), Q2(C)
Certification ECU
POS2
TSW2
SEN2
CG2B
CLG2
POS4
TSW4
SEN4
CG4B
CLG4
16 A
8 B
2 A
12 A
13 A
24 C
11 C
13 C
20 C
19 C
B
LG
GR
L
Y
P
P
V
Y
L
9 LH2
23 LH2
22 LH2
10 LH2
11 LH2
10 NQ1
12 NQ1
22 NQ1
6 NQ1
7 NQ1
B
R
BE
L
Y
G
B
R
Y
L
5
1
4
3
6
B
TRG+
SENS
ANT2
ANT1
GND
L12
Front Electrical Key Antenna RH
2
N8
Rear Electrical Key Antenna RH
W–B
13 LH1
5 NQ1
B
LG
SB
B
H1
Q1

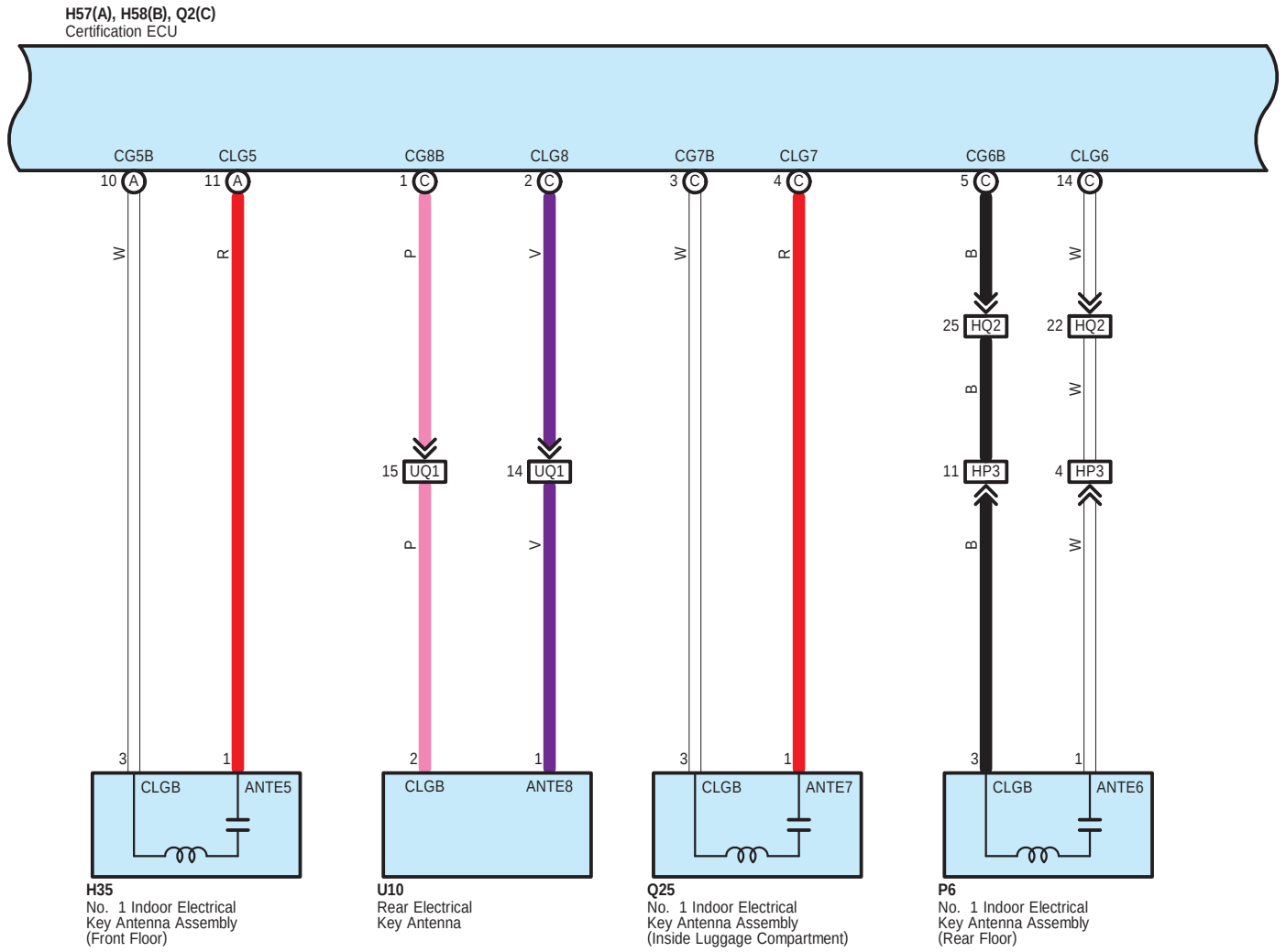
H57(A), H58(B), Q2(C)
Certification ECU
CG5B
CLG5
CG8B
CLG8
CG7B
CLG7
CG6B
CLG6
10 A
11 A
1 C
2 C
3 C
4 C
5 C
14 C
W
R
P
V
W
R
B
W
25 HQ2
22 HQ2
B
W
15 UQ1
14 UQ1
11 HP3
4 HP3
P
V
B
W
3
1
2
1
3
1
3
1
CLGB
ANTE5
CLGB
ANTE8
CLGB
ANTE7
CLGB
ANTE6
H35
No. 1 Indoor Electrical
Key Antenna Assembly
(Front Floor)
U10
Rear Electrical
Key Antenna
Q25
No. 1 Indoor Electrical
Key Antenna Assembly
(Inside Luggage Compartment)
P6
No. 1 Indoor Electrical
Key Antenna Assembly
(Rear Floor)


B
B
LG
LG
SB
SB
B
B

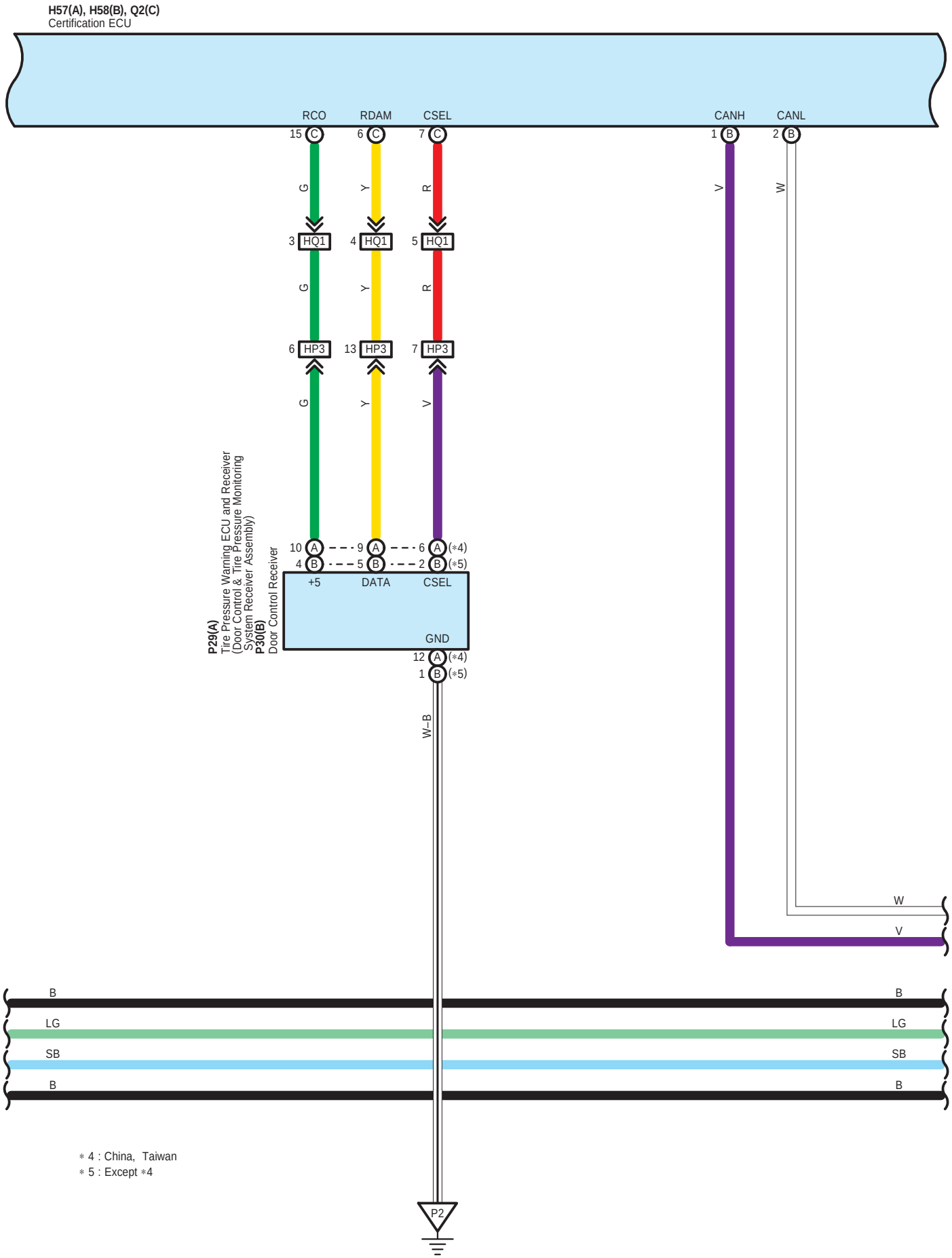
H57(A), H58(B), Q2(C)
Certification ECU
RCO
RDAM
CSEL
CANH
CANL
15 C
6 C
7 C
1 B
2 B
G
Y
R
V
W
3 HQ1
4 HQ1
5 HQ1
6 HP3
13 HP3
7 HP3
10 A
9 A
6 A (*4)
4 B
5 B
2 B (*5)
+5
DATA
CSEL
GND
12 A (*4)
1 B (*5)
P29(A)
Tire Pressure Warning ECU and Receiver
(Door Control & Tire Pressure Monitoring
System Receiver Assembly)
P30(B)
Door Control Receiver
W–B
B
LG
SB
P2
* 4 : China, Taiwan
* 5 : Except *4

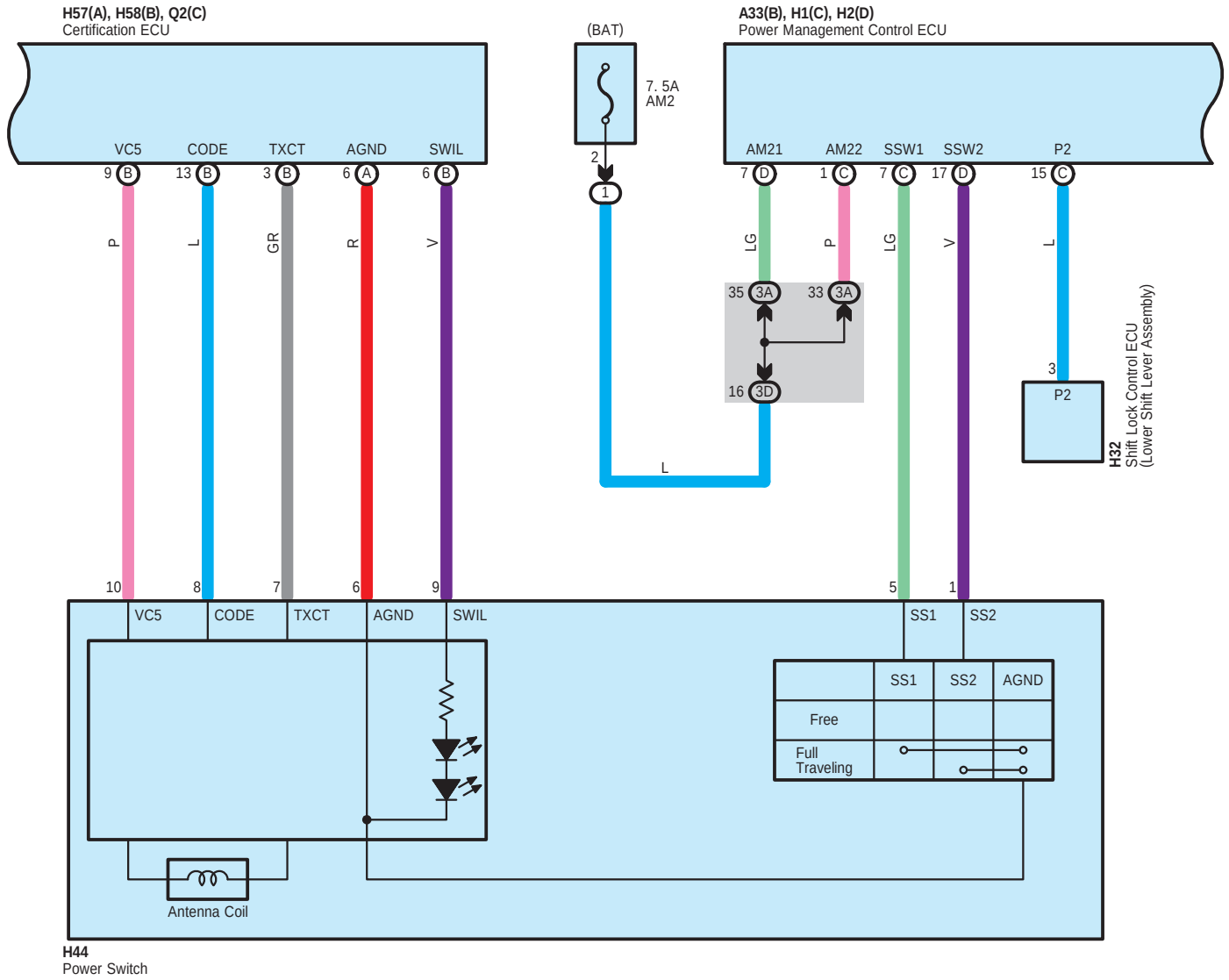
H57(A), H58(B), Q2(C)
Certification ECU
VC5
CODE
TXCT
AGND
SWIL
9 B
13 B
3 B
6 A
6 B
P
L
GR
R
V
(BAT)
7. 5A
AM2
2
1
L
A33(B), H1(C), H2(D)
Power Management Control ECU
AM21
AM22
SSW1
SSW2
P2
7 D
1 C
7 C
17 D
15 C
LG
P
LG
V
L
35 3A
33 3A
16 3D
3
P2
H32
Shift Lock Control ECU
(Lower Shift Lever Assembly)
10
8
7
6
9
5
1
VC5
CODE
TXCT
AGND
SWIL
SS1
SS2
SS1
SS2
AGND
Free
Full
Traveling
Antenna Coil
H44
Power Switch

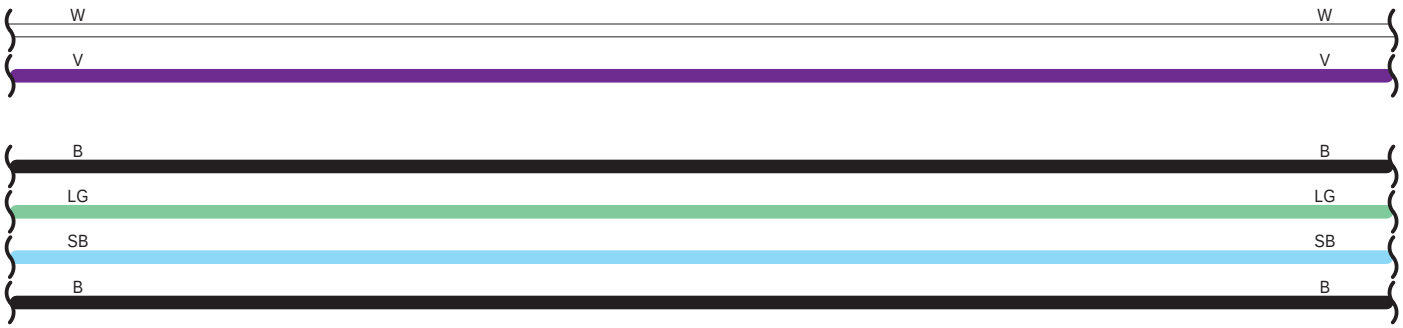
W
W
V
V
B
B
LG
LG
SB
SB
B
B

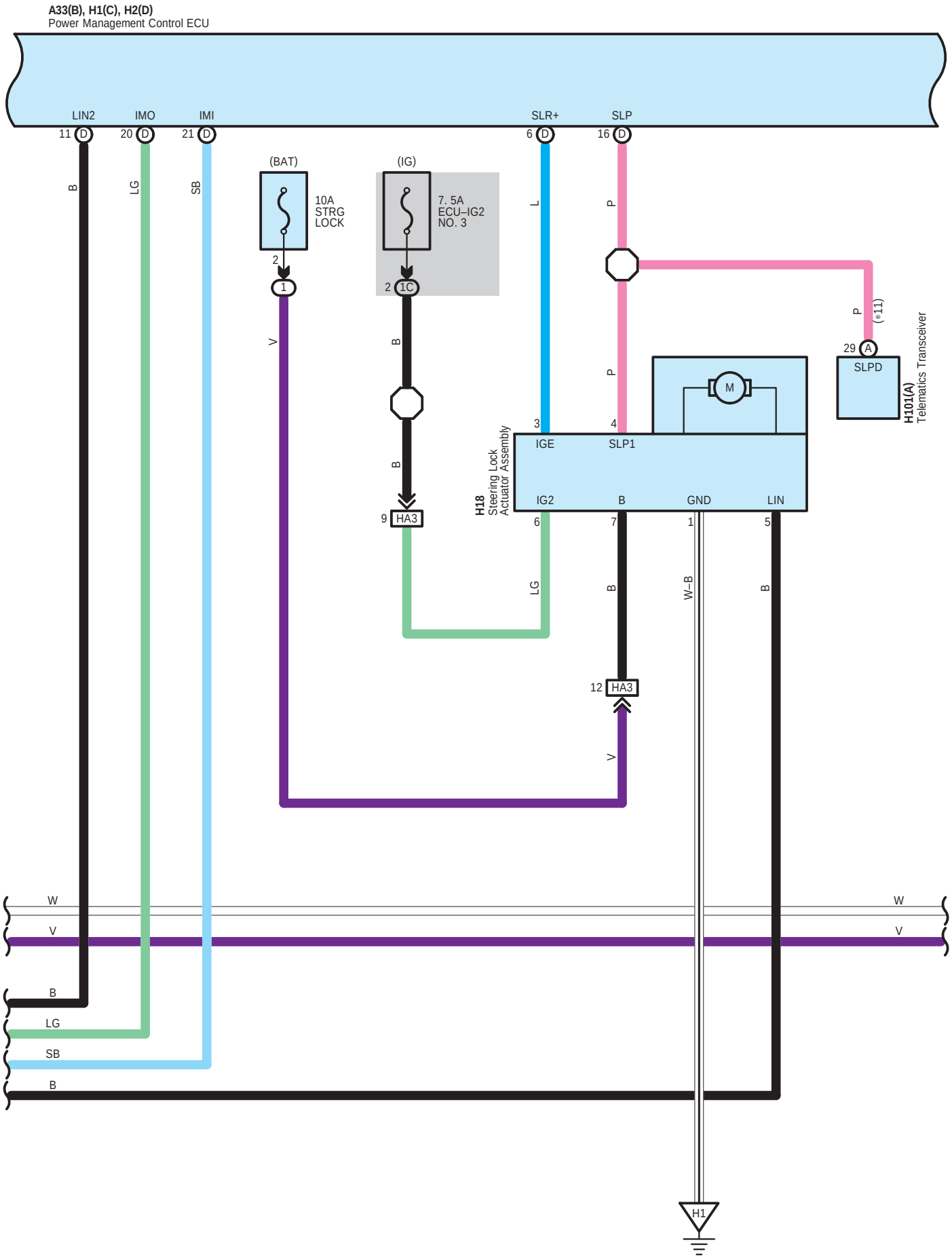
A33(B), H1(C), H2(D)
Power Management Control ECU
LIN2
IMO
IMI
SLR+
SLP
11 D
20 D
21 D
6 D
16 D
B
LG
SB
(BAT)
10A
STRG
LOCK
2
1
V
(IG)
7. 5A
ECU–IG2
NO. 3
2 1C
B
B
9 HA3
L
P
P
P
(*11)
29 A
SLPD
H101(A)
Telematics Transceiver
M
3
4
IGE
SLP1
H18
Steering Lock
Actuator Assembly
IG2
B
GND
LIN
6
7
1
5
LG
B
W–B
B
12 HA3
V
W
V
B
LG
SB
B
W
V
H1

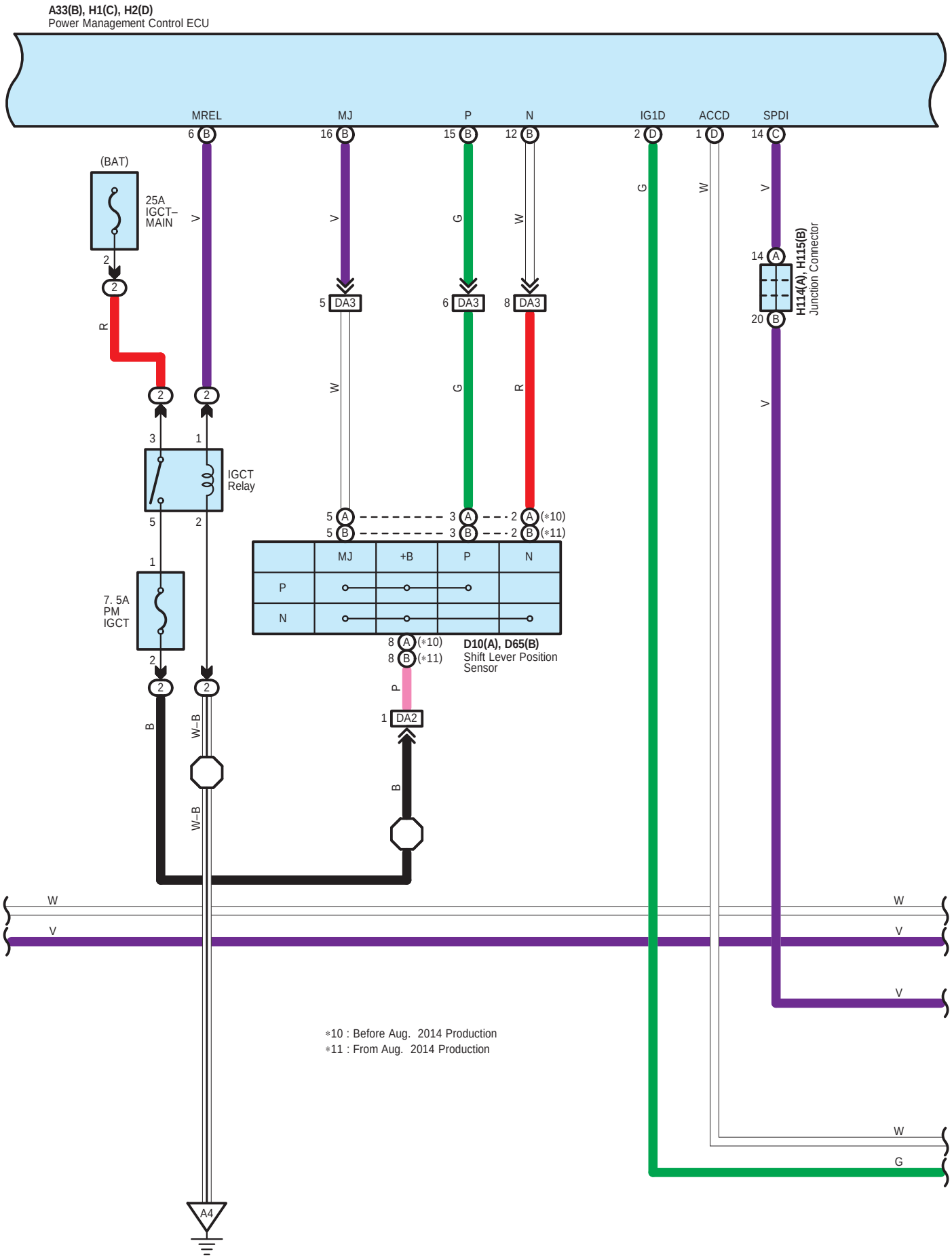
A33(B), H1(C), H2(D)
Power Management Control ECU
MREL
MJ
P
N
IG1D
ACCD
SPDI
(BAT)
25A
IGCT–
MAIN
IGCT
Relay
7. 5A
PM
IGCT
DA3
DA2
H114(A), H115(B)
Junction Connector
D10(A), D65(B)
Shift Lever Position
Sensor
MJ
+B
P
N
(∗10)
(∗11)
A4
∗10 : Before Aug. 2014 Production
∗11 : From Aug. 2014 Production

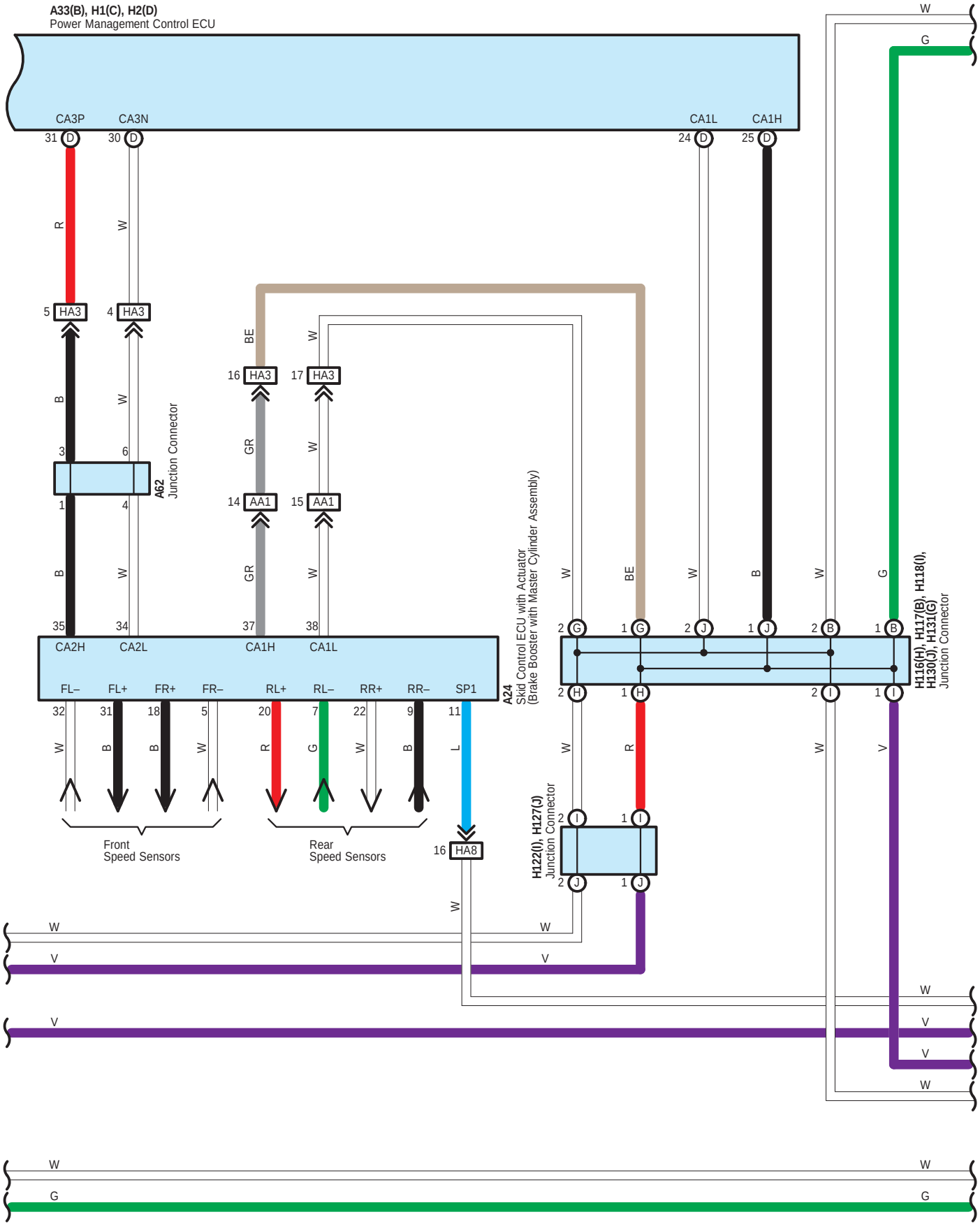
A33(B), H1(C), H2(D)
Power Management Control ECU
CA3P
CA3N
CA1L
CA1H
A62
Junction Connector
A24
Skid Control ECU with Actuator
(Brake Booster with Master Cylinder Assembly)
H116(H), H117(B), H118(I),
H130(J), H131(G)
Junction Connector
H122(I), H127(J)
Junction Connector
CA2H
CA2L
CA1H
CA1L
FL–
FL+
FR+
FR–
RL+
RL–
RR+
RR–
SP1
Front
Speed Sensors
Rear
Speed Sensors
HA3
AA1
HA8

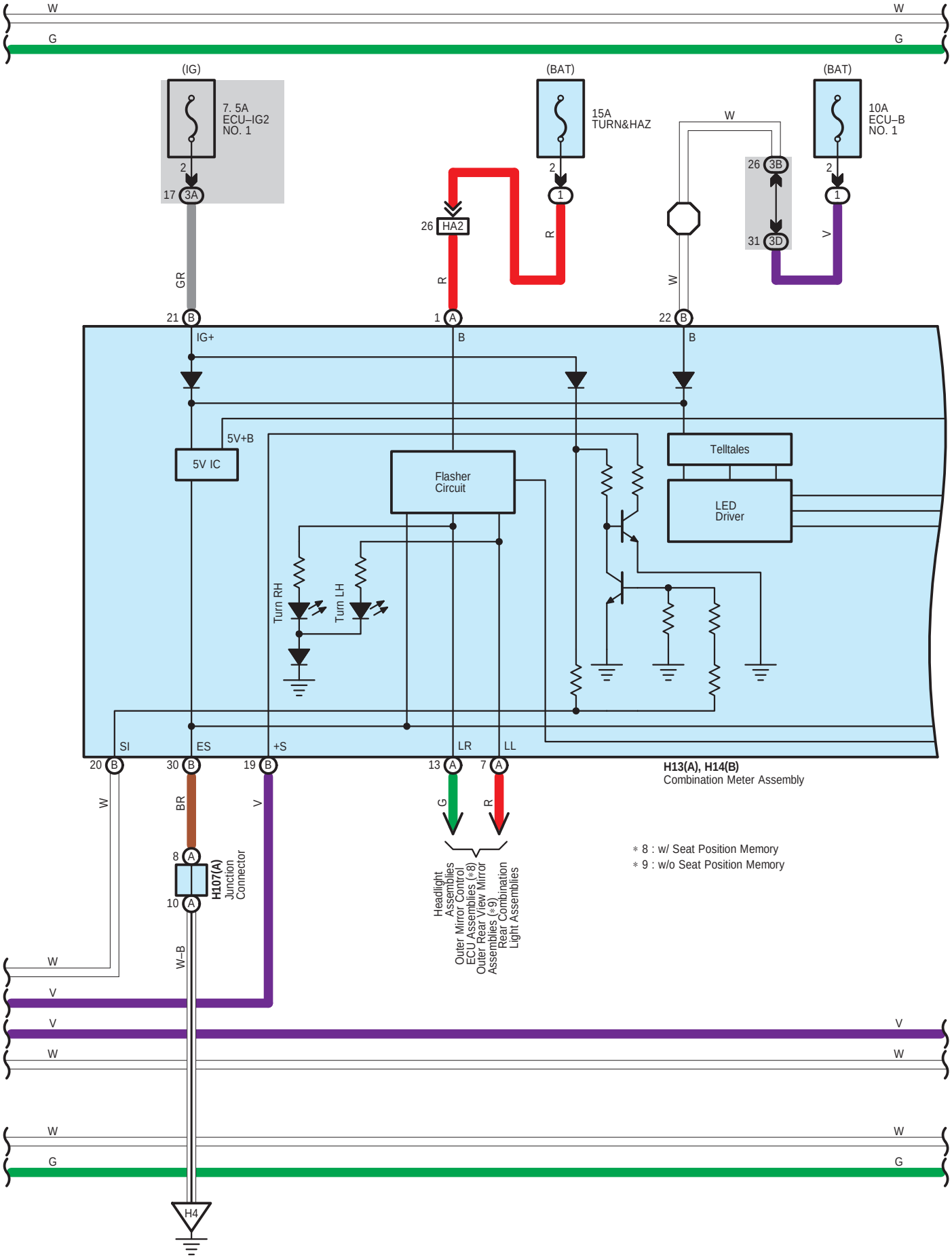
W
G
(IG)
7. 5A
ECU–IG2
NO. 1
17 3A
GR
21 B
IG+
(BAT)
15A
TURN&HAZ
26 HA2
R
1 A
B
(BAT)
10A
ECU–B
NO. 1
26 3B
31 3D
V
22 B
5V+B
5V IC
Flasher
Circuit
Telltales
LED
Driver
Turn RH
Turn LH
SI
ES
+S
LR
LL
20 B
30 B
19 B
13 A
7 A
H13(A), H14(B)
Combination Meter Assembly
BR
8 A
10 A
H107(A)
Junction
Connector
W–B
Headlight
Assemblies
Outer Mirror Control
ECU Assemblies (*8)
Outer Rear View Mirror
Assemblies (*9)
Rear Combination
Light Assemblies
* 8 : w/ Seat Position Memory
* 9 : w/o Seat Position Memory
H4

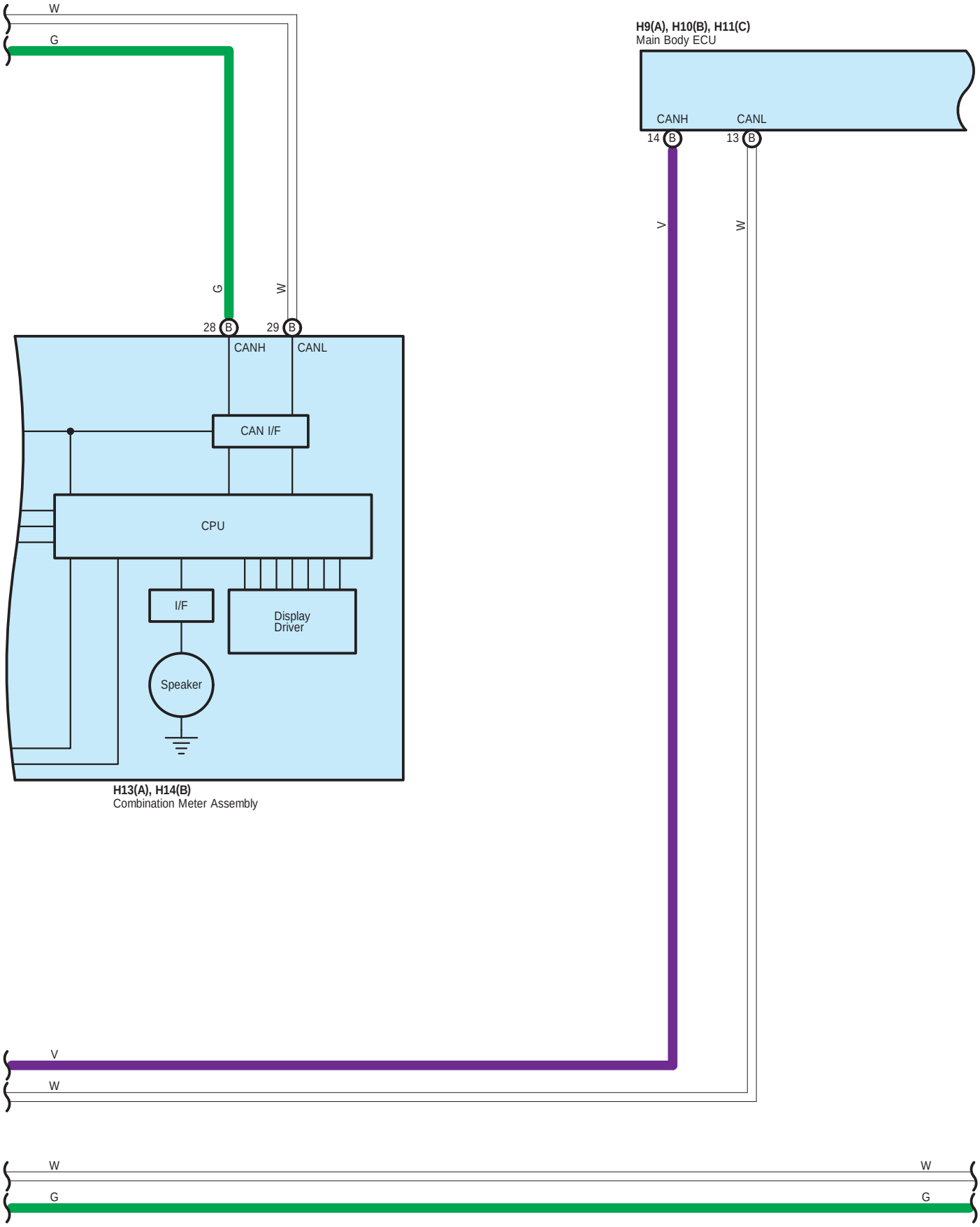
W
G
H9(A), H10(B), H11(C)
Main Body ECU
CANH
CANL
14 B
13 B
V
W
G
W
28 B
29 B
CANH
CANL
CAN I/F
CPU
I/F
Display Driver
Speaker
H13(A), H14(B)
Combination Meter Assembly
V
W
W
W
G
G

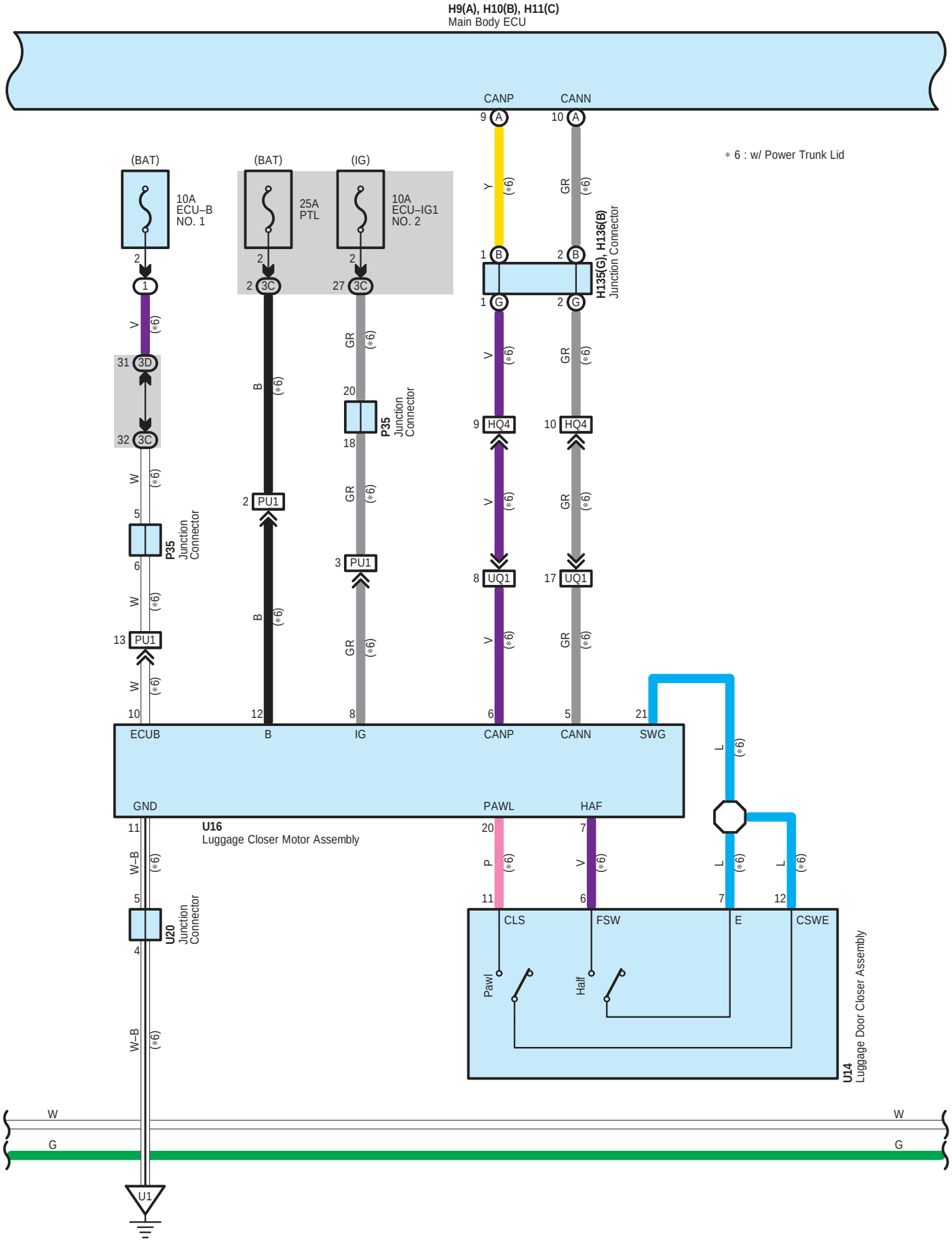
H9(A), H10(B), H11(C)
Main Body ECU
CANP
CANN
∗ 6 : w/ Power Trunk Lid
(BAT)
(BAT)
(IG)
10A
ECU–B
NO. 1
25A
PTL
10A
ECU–IG1
NO. 2
H135(G), H136(B)
Junction Connector
P35
Junction
Connector
HQ4
UQ1
PU1
ECUB
B
IG
CANP
CANN
SWG
GND
PAWL
HAF
U16
Luggage Closer Motor Assembly
U20
Junction
Connector
CLS
FSW
E
CSWE
Pawl
Half
U14
Luggage Door Closer Assembly
U1

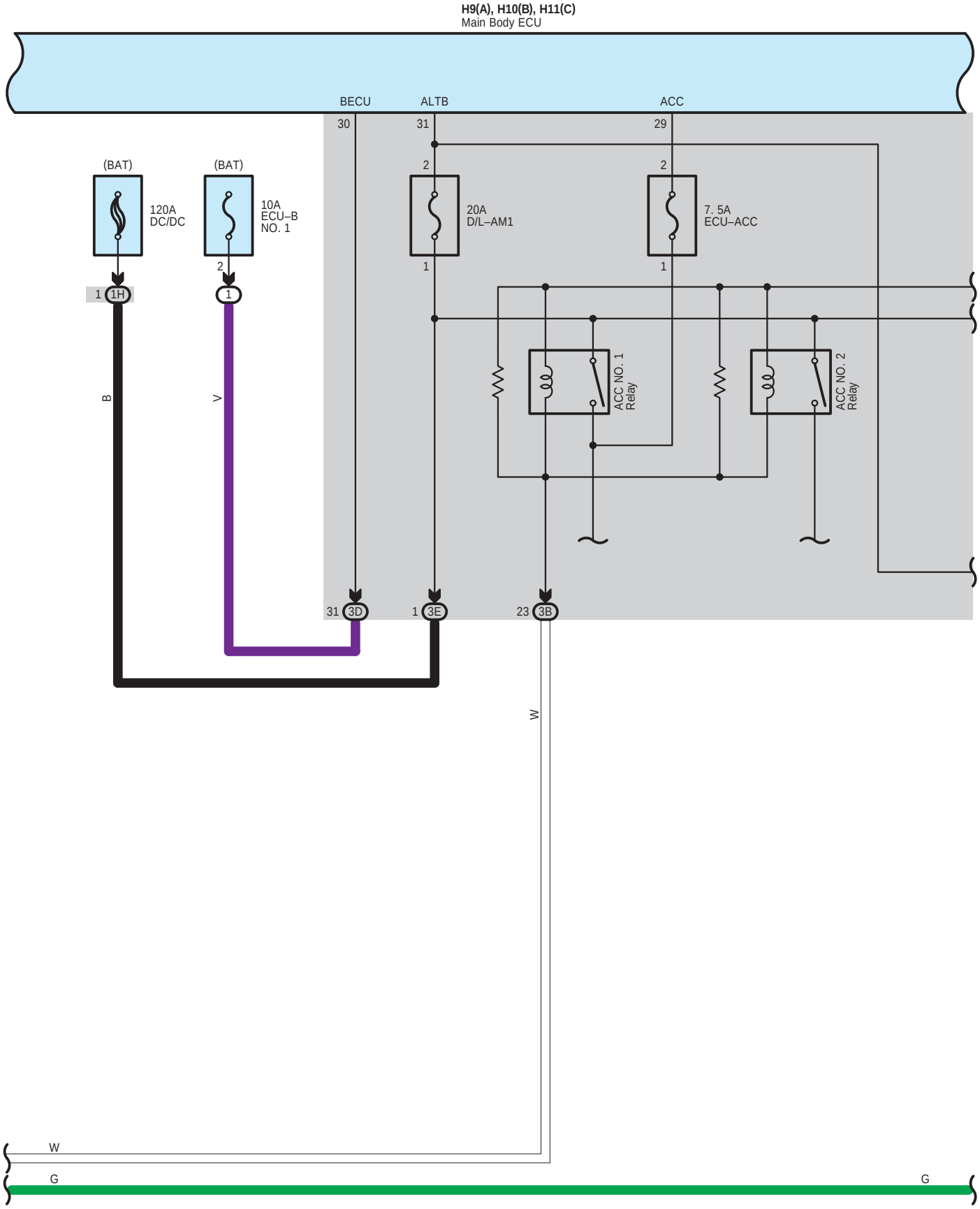
H9(A), H10(B), H11(C)
Main Body ECU
BECU
ALTB
ACC
30
31
29
2
2
(BAT)
(BAT)
120A
DC/DC
10A
ECU–B
NO. 1
20A
D/L–AM1
7. 5A
ECU–ACC
2
1
1
1 1H
1
B
V
ACC NO. 1
Relay
ACC NO. 2
Relay
31 3D
1 3E
23 3B
W
W
G
G

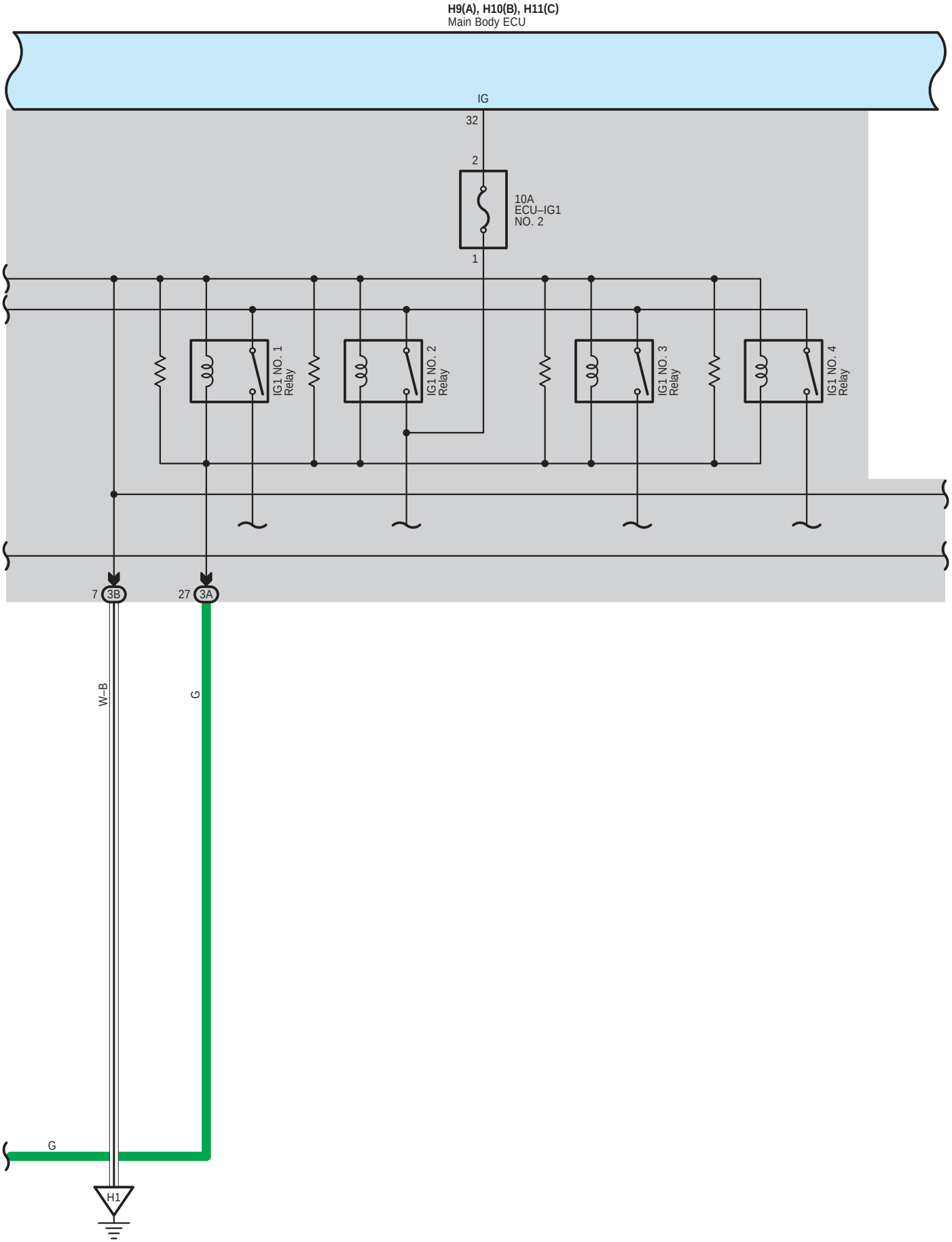
H9(A), H10(B), H11(C)
Main Body ECU
IG
32
2
10A
ECU–IG1
NO. 2
1
IG1 NO. 1
Relay
IG1 NO. 2
Relay
IG1 NO. 3
Relay
IG1 NO. 4
Relay
7
3B
27
3A
W–B
G
G
H1

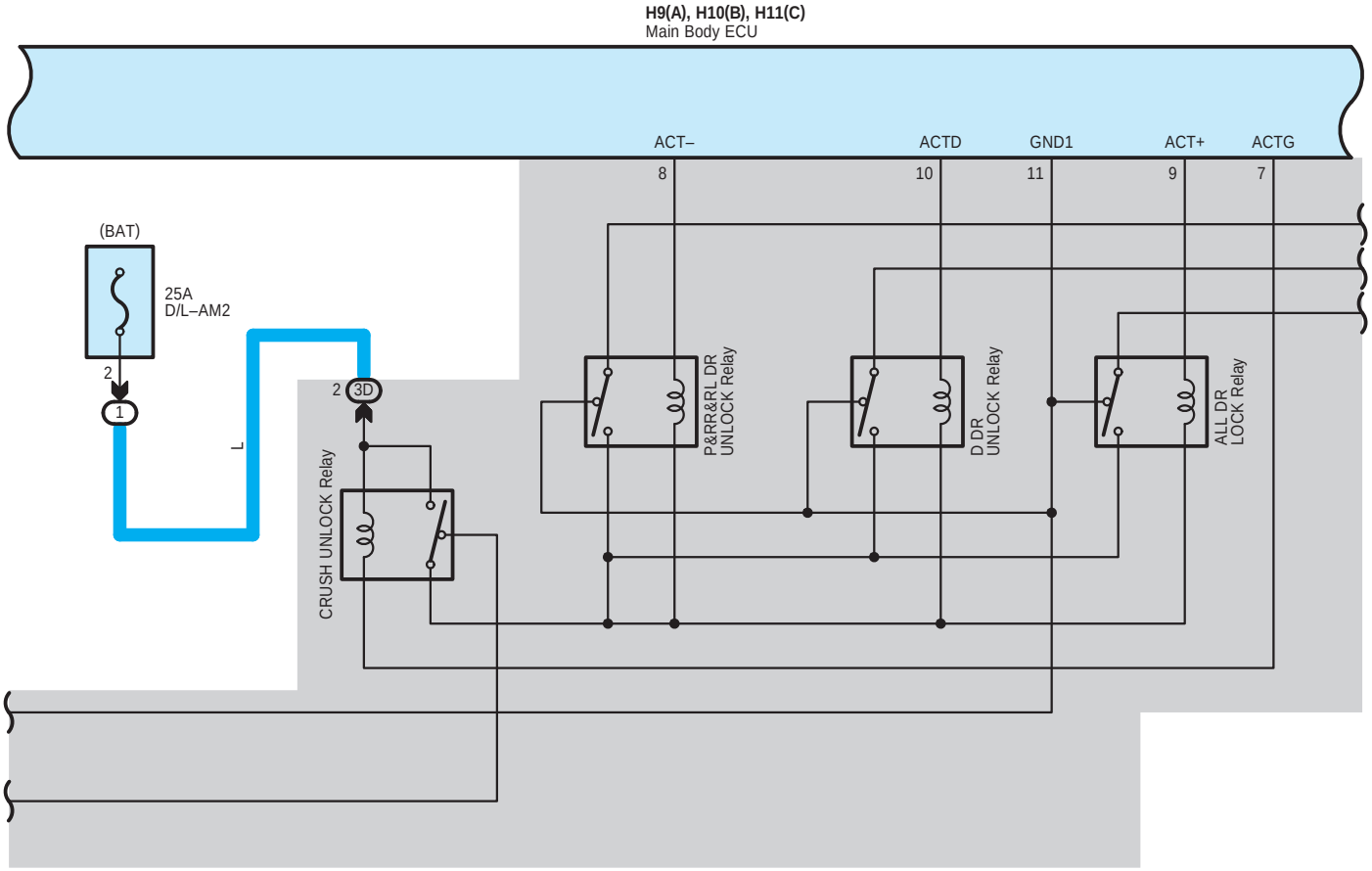
H9(A), H10(B), H11(C)
Main Body ECU
ACT–
ACTD
GND1
ACT+
ACTG
8
10
11
9
7
(BAT)
25A
D/L–AM2
2
1
L
2
3D
CRUSH UNLOCK Relay
P&RR&RL DR
UNLOCK Relay
D DR
UNLOCK Relay
ALL DR
LOCK Relay

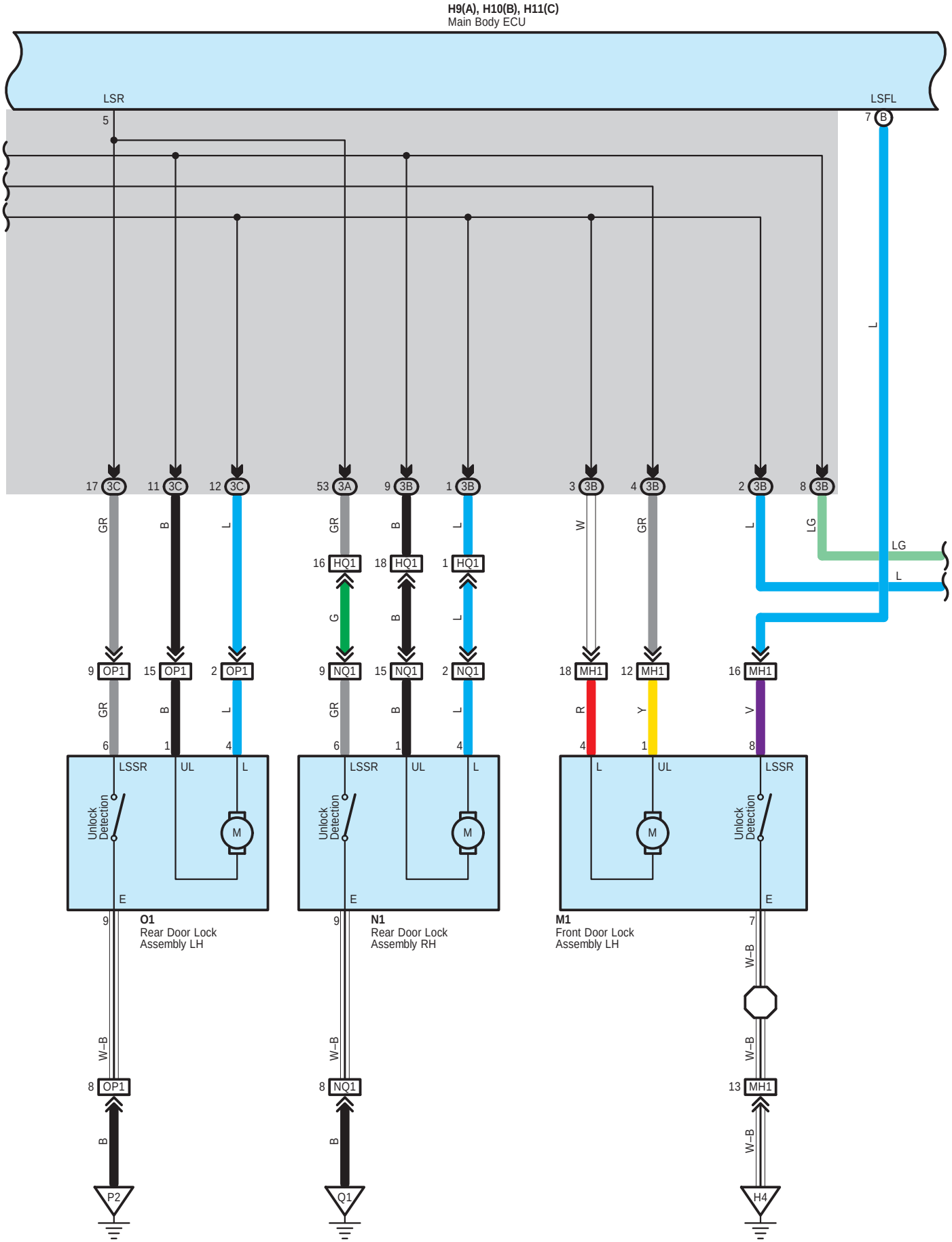
H9(A), H10(B), H11(C)
Main Body ECU
LSR
5
LSFL
7 B
L
17 3C
11 3C
12 3C
53 3A
9 3B
1 3B
3 3B
4 3B
2 3B
8 3B
GR
B
L
GR
B
L
W
GR
L
LG
LG
L
16 HQ1
18 HQ1
1 HQ1
G
B
L
9 OP1
15 OP1
2 OP1
9 NQ1
15 NQ1
2 NQ1
18 MH1
12 MH1
16 MH1
GR
B
L
GR
B
L
R
Y
V
6
1
4
6
1
4
4
1
8
LSSR
UL
L
Unlock Detection
M
E
9
O1
Rear Door Lock Assembly LH
W–B
8 OP1
B
P2
N1
Rear Door Lock Assembly RH
8 NQ1
Q1
M1
Front Door Lock Assembly LH
7
13 MH1
H4

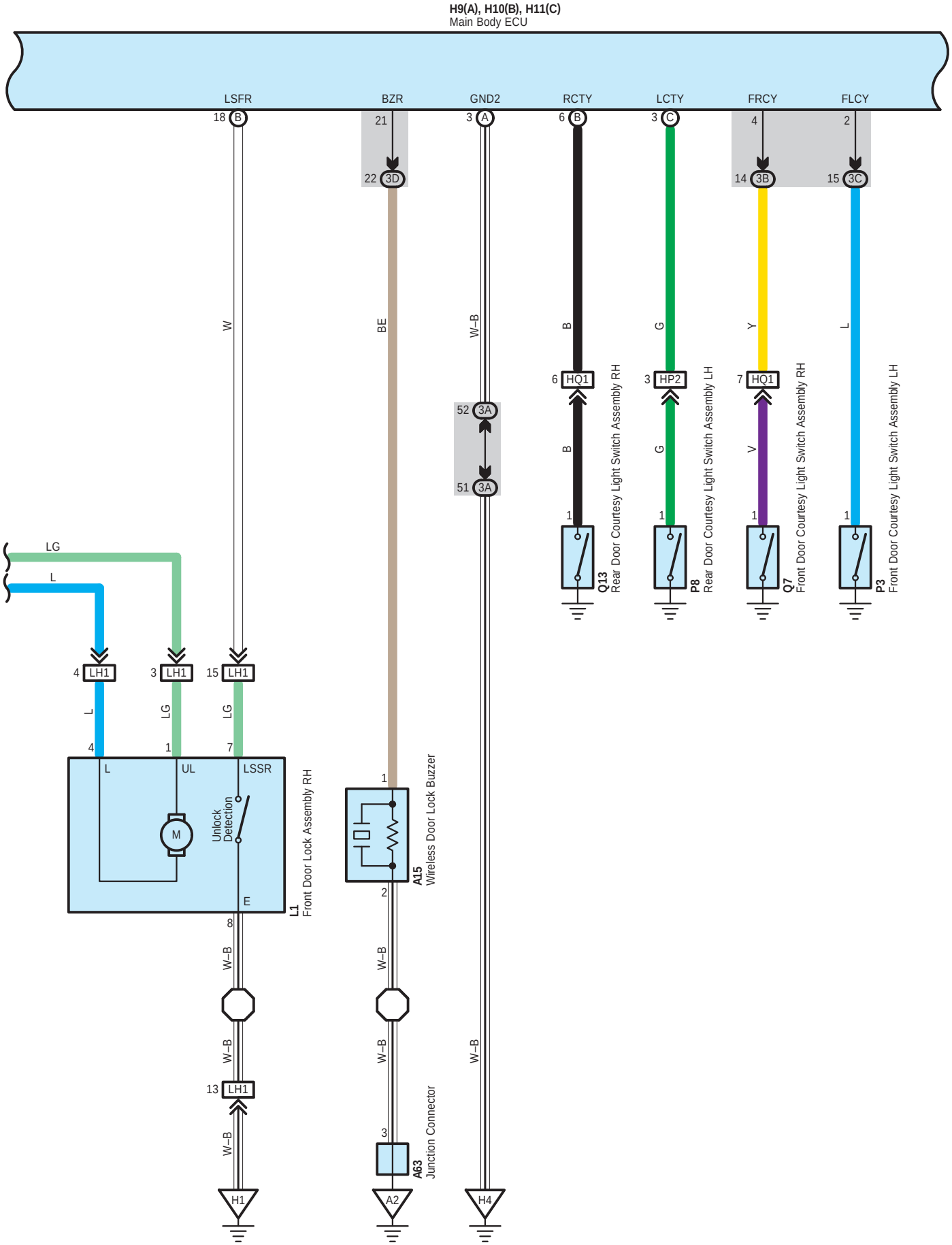
H9(A), H10(B), H11(C)
Main Body ECU
LSFR
BZR
GND2
RCTY
LCTY
FRCY
FLCY
18 B
21
22 3D
3 A
6 B
3 C
4
14 3B
2
15 3C
W
BE
W–B
B
G
Y
L
6 HQ1
3 HP2
7 HQ1
52 3A
51 3A
B
G
V
1
Q13
Rear Door Courtesy Light Switch Assembly RH
P8
Rear Door Courtesy Light Switch Assembly LH
Q7
Front Door Courtesy Light Switch Assembly RH
P3
Front Door Courtesy Light Switch Assembly LH
LG
L
4 LH1
3 LH1
15 LH1
L
LG
LG
4
1
7
L
UL
LSSR
M
Unlock Detection
E
L1
Front Door Lock Assembly RH
8
W–B
W–B
13 LH1
W–B
H1
1
2
A15
Wireless Door Lock Buzzer
W–B
W–B
3
A63
Junction Connector
A2
W–B
H4

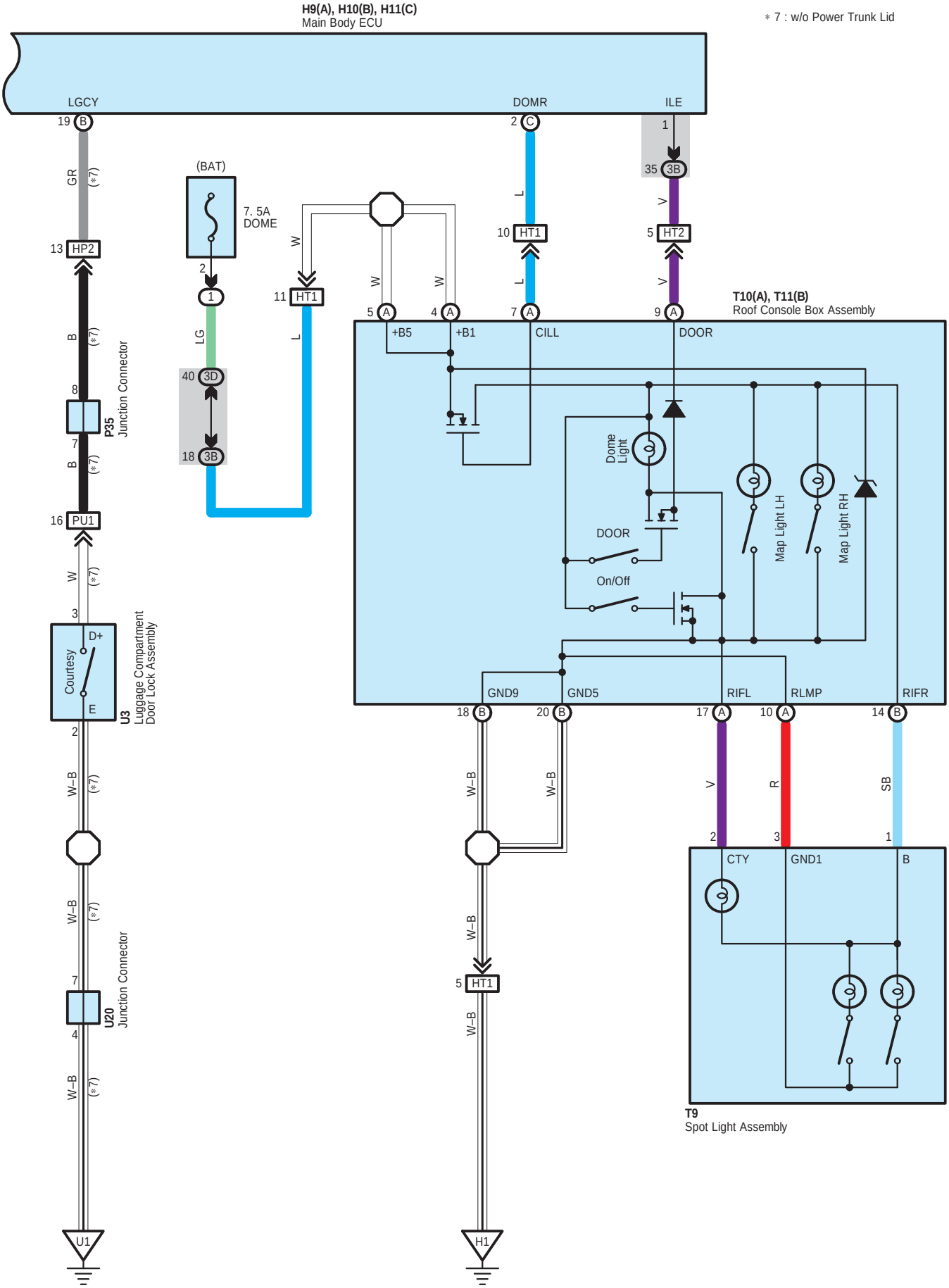
H9(A), H10(B), H11(C)
Main Body ECU
* 7 : w/o Power Trunk Lid
LGCY
DOMR
ILE
19 B
2 C
1
35 3B
GR
(*7)
(BAT)
7. 5A
DOME
13 HP2
2
1
10 HT1
5 HT2
W
L
V
11 HT1
5 A
4 A
7 A
9 A
T10(A), T11(B)
Roof Console Box Assembly
+B5
+B1
CILL
DOOR
B
LG
40 3D
18 3B
8
P35
Junction Connector
7
16 PU1
Dome Light
DOOR
On/Off
Map Light LH
Map Light RH
3
D+
Courtesy
E
U3
Luggage Compartment Door Lock Assembly
GND9
GND5
RIFL
RLMP
RIFR
18 B
20 B
17 A
10 A
14 B
W–B
R
SB
CTY
GND1
B
U20
Junction Connector
4
U1
H1
T9
Spot Light Assembly

A 15
Gray



A 24
Black

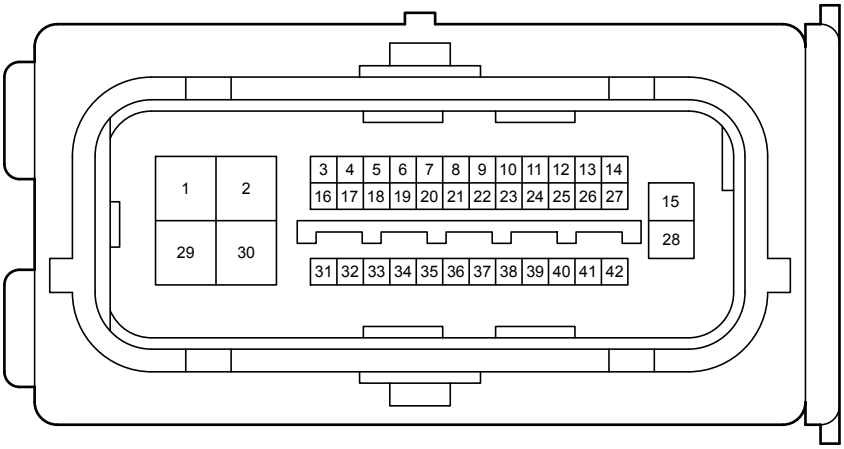

A 33
Gray

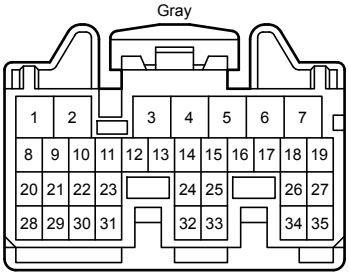

A 62
White

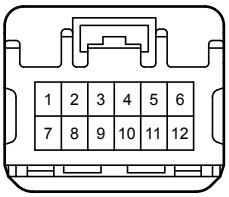

A 63
Gray

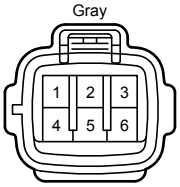

D 10
Gray

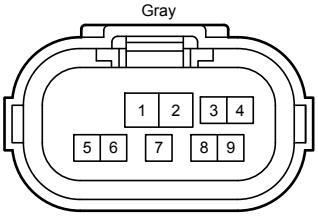

D 65
Gray

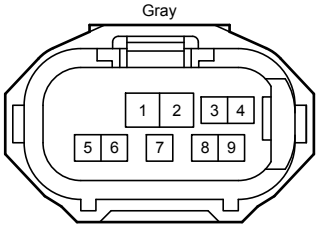

H 1
Gray

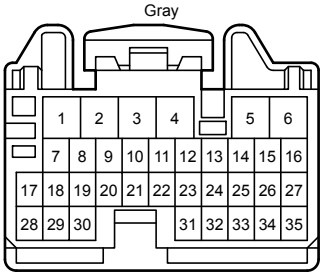

H 2
Gray

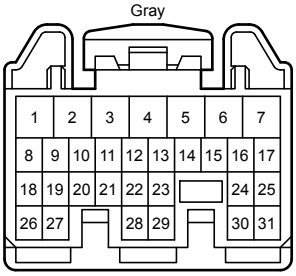

H 9
White

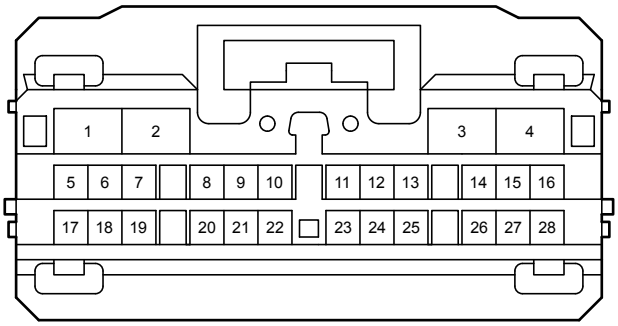

H 10
White

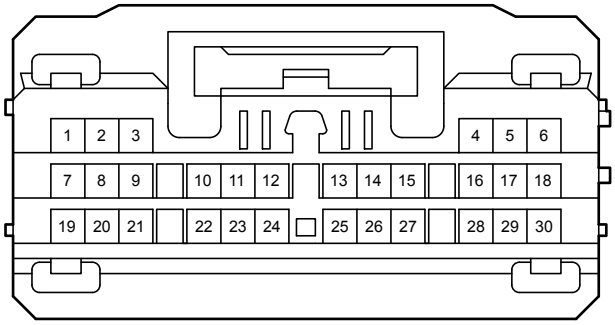

H 11
White

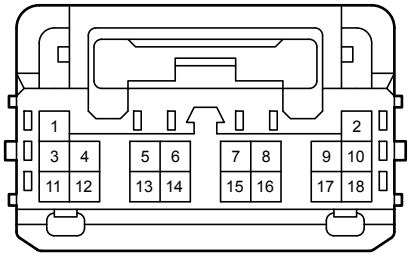

H 13
Black

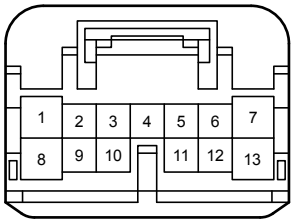

H 14
Black

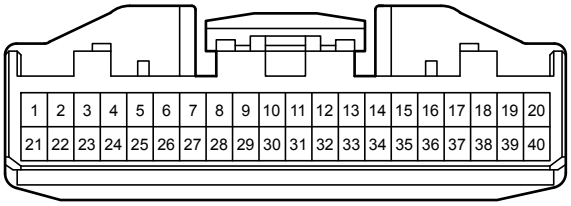

H 15
White

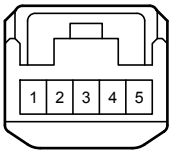

H 18
Black

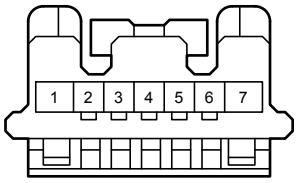

H 32
White

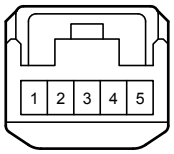

H 35
White

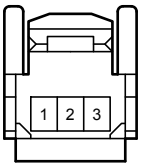

H 42
White



H 44
Black

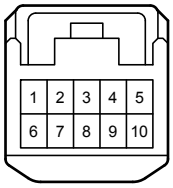

H 57
White

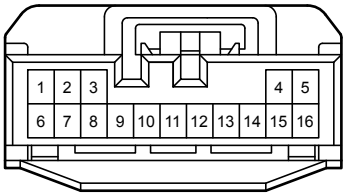

H 58
White

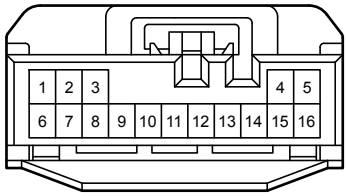

H 97
White

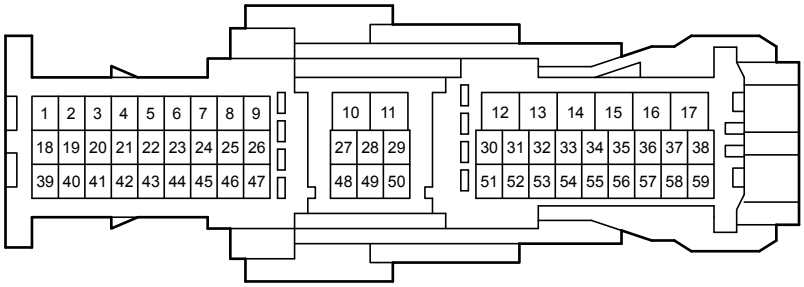

H101
White

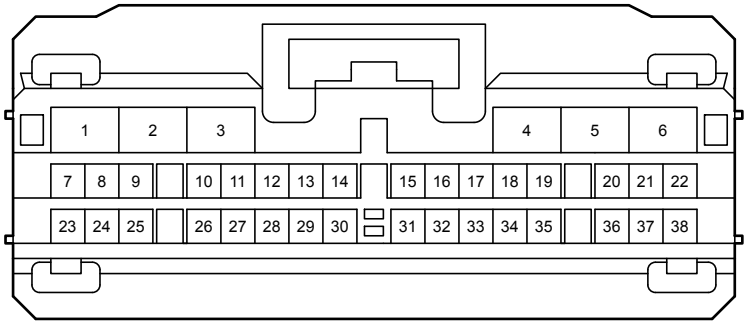

H107
Gray

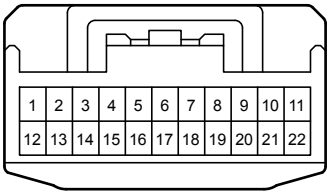

H109
Black

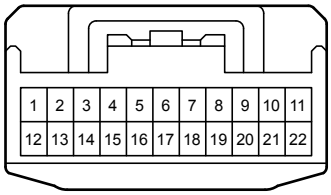

H112
White

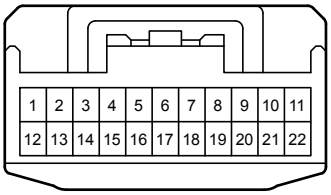

H114
Black

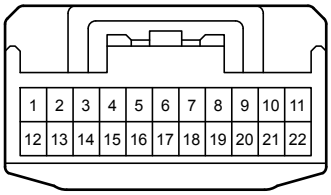

H115
Black

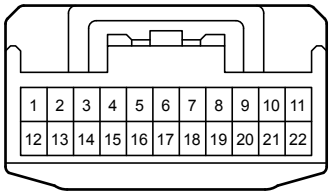

H116
White

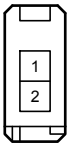

H117
White

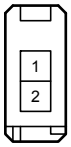

H118
White

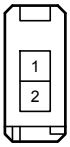

H122
White

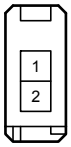

H127
White

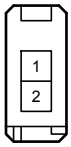

H130
White

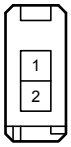

H131
White

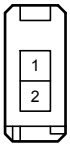

H135
White

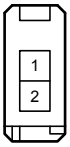

H136
White

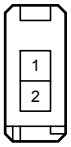

H178
White

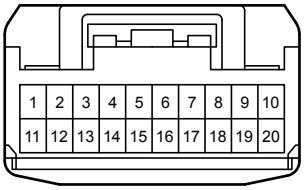

H179
White

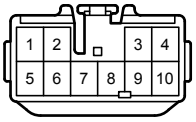

L 1
White

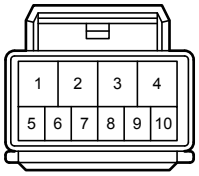

L 12
Gray



M 1
White

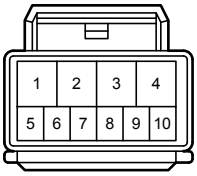

M 11
Gray



N 1
White

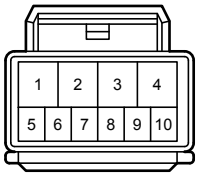

N 8
Gray



O 1
White

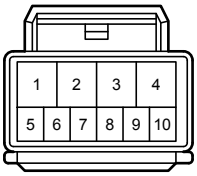

O 8
Gray



P 3
Black

P 6
White

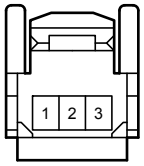

P 8
White

P 29
White

P 30
Blue

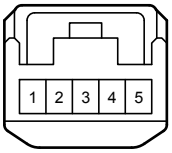

P 35
White

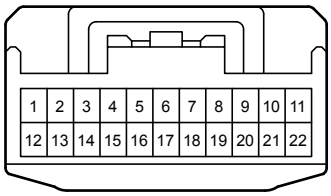

Q 2
White

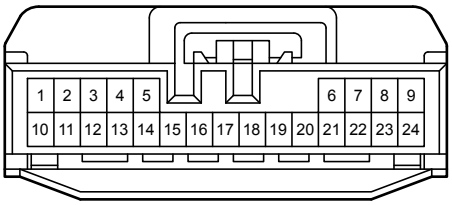

Q 7
Black

Q 13
White

Q 25
White

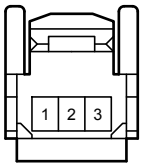

T 9
White

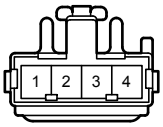

T 10
White

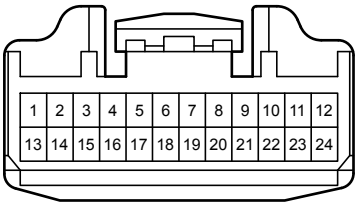

T 11
White

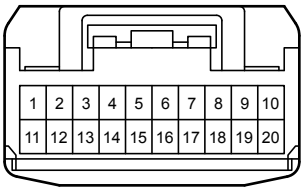

U 3
Black



U 10
White

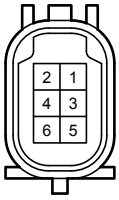

U 11
White

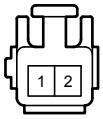

U 14
White

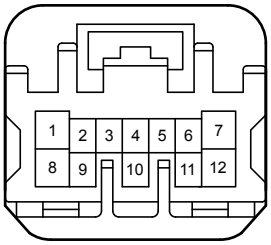

U 16
White

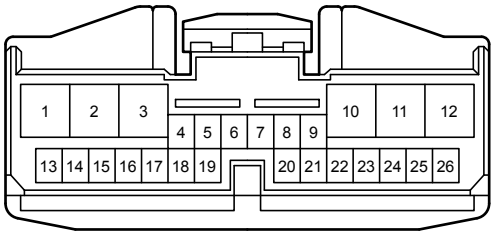

U 20
White

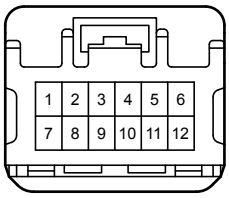

1C
White

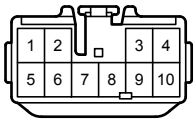

1H

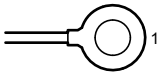

3A
White

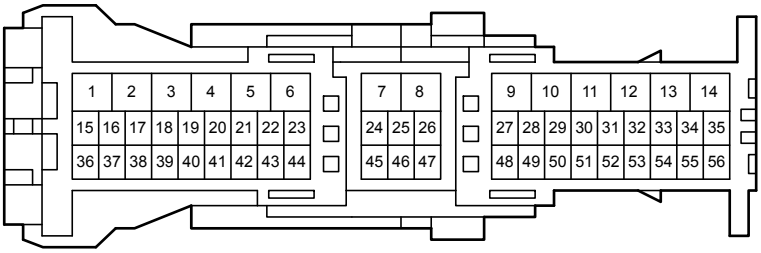

3B
White

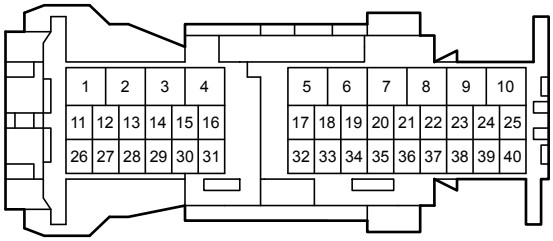

3C
White

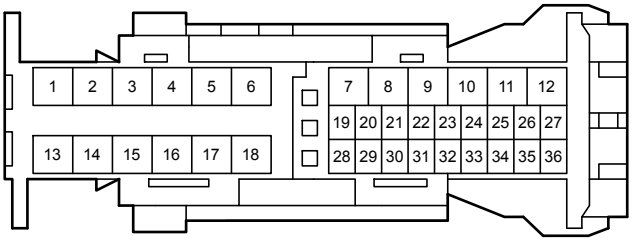

3D
White

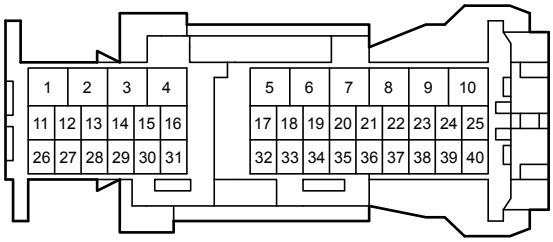

3E
White

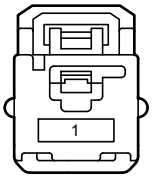

AA1
Blue

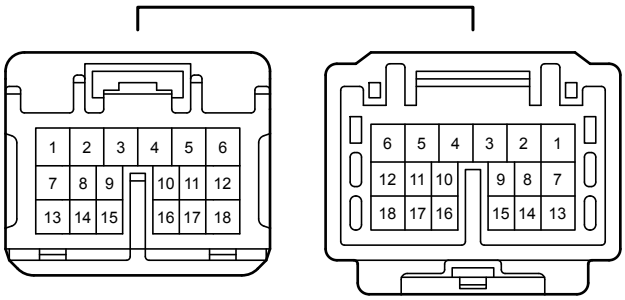

DA2
White

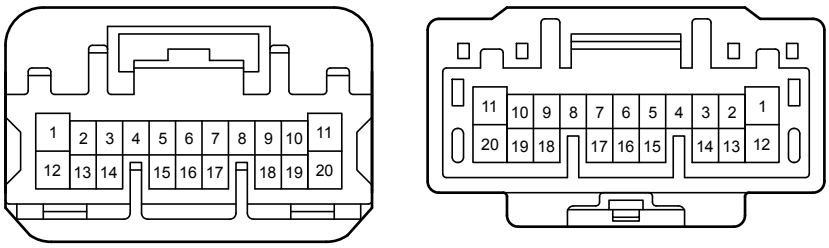

DA3
White

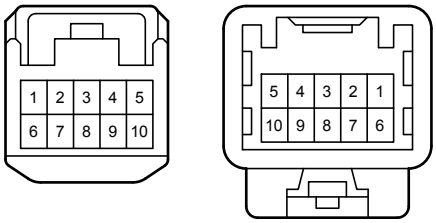

HA2
Blue

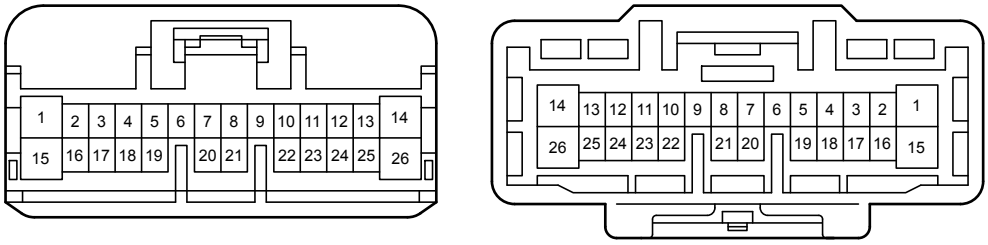

HA3
Gray

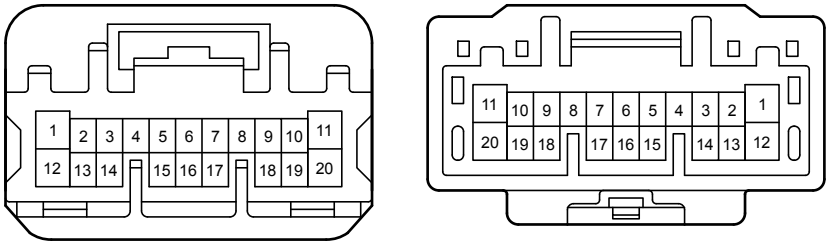

HA8
Gray

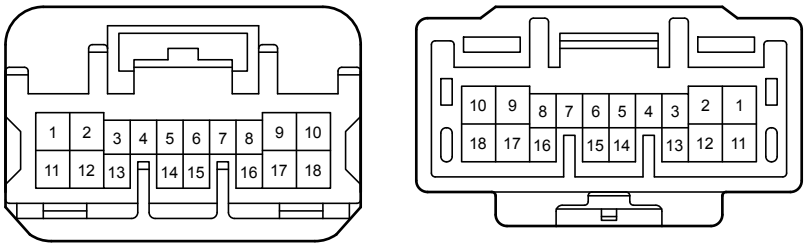

HP2
White

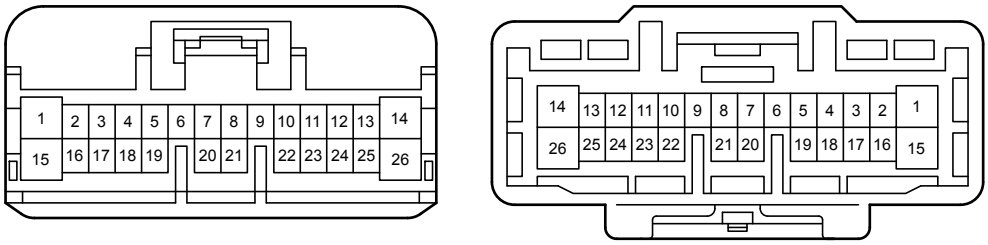

HP3
White

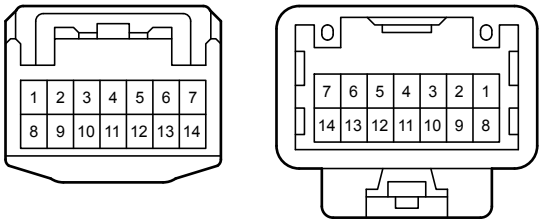

HQ1
White

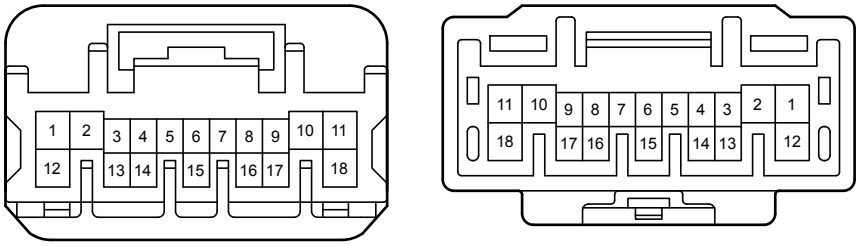

HQ2
White

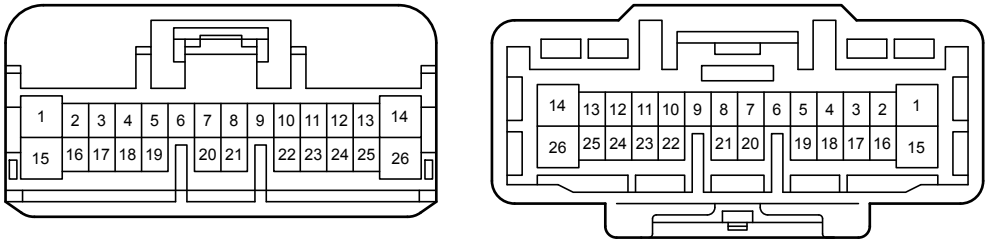

HQ4
White

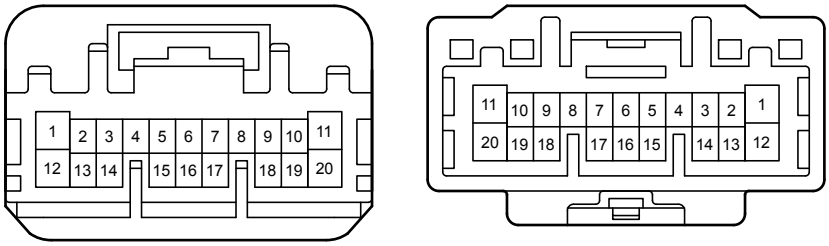

HT1
White

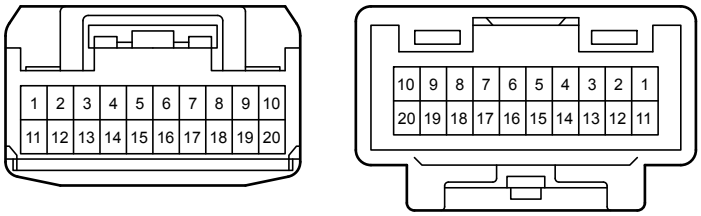

HT2
Gray

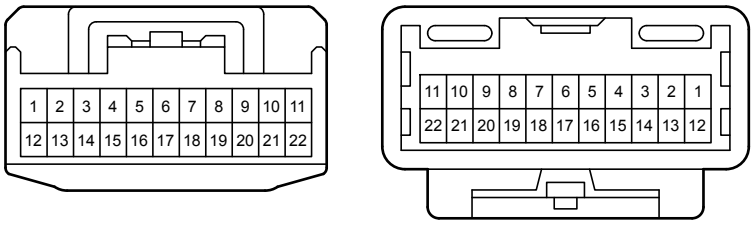

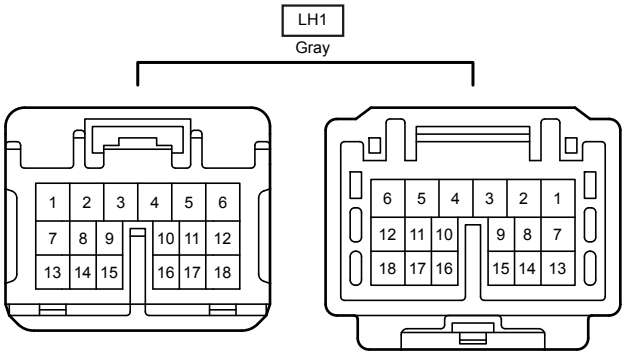
LH1
Gray
1 2 3 4 5 6
7 8 9 10 11 12
13 14 15 16 17 18
6 5 4 3 2 1
12 11 10 9 8 7
18 17 16 15 14 13

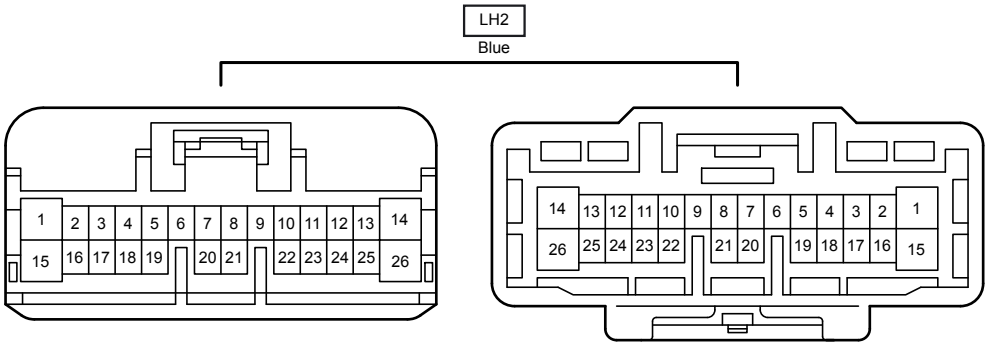
LH2
Blue
1 2 3 4 5 6 7 8 9 10 11 12 13 14
15 16 17 18 19 20 21 22 23 24 25 26
14 13 12 11 10 9 8 7 6 5 4 3 2 1
26 25 24 23 22 21 20 19 18 17 16 15

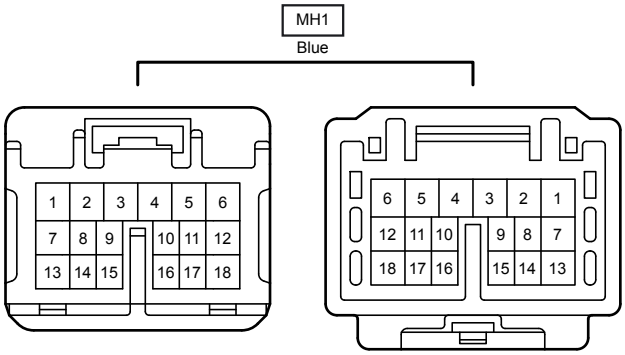
MH1
Blue
1 2 3 4 5 6
7 8 9 10 11 12
13 14 15 16 17 18
6 5 4 3 2 1
12 11 10 9 8 7
18 17 16 15 14 13

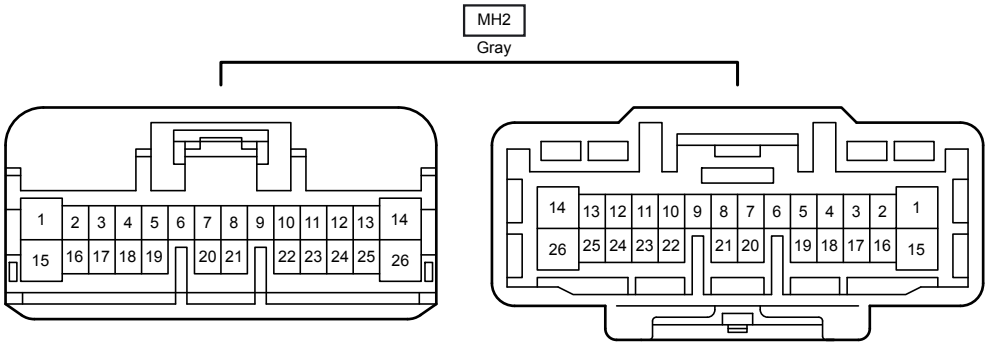
MH2
Gray
1 2 3 4 5 6 7 8 9 10 11 12 13 14
15 16 17 18 19 20 21 22 23 24 25 26
14 13 12 11 10 9 8 7 6 5 4 3 2 1
26 25 24 23 22 21 20 19 18 17 16 15

NQ1
White

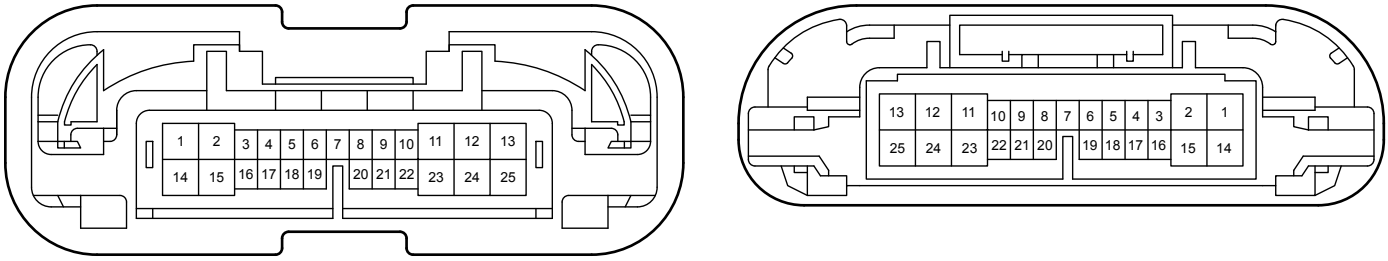

OP1
White

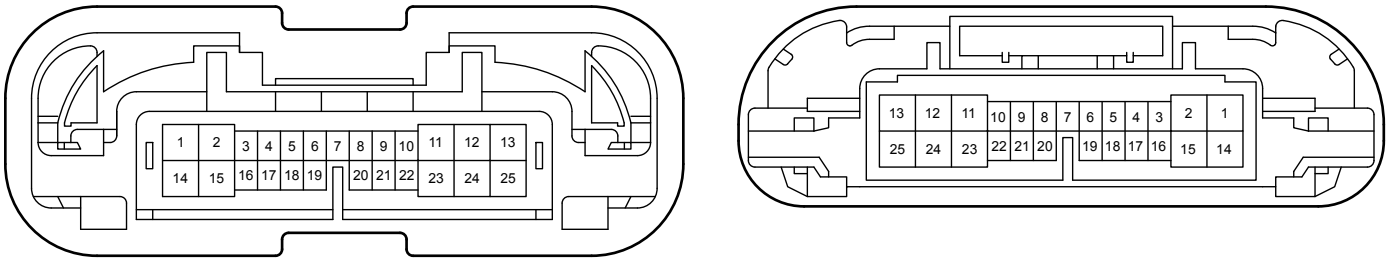

PU1
White

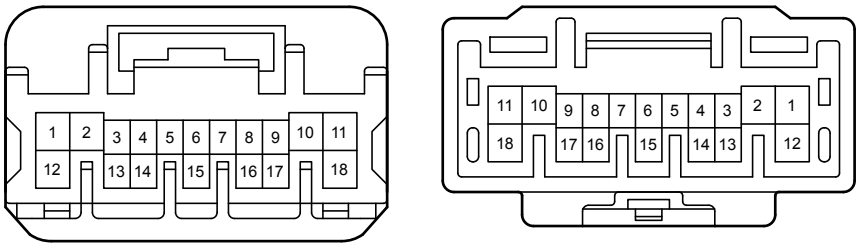
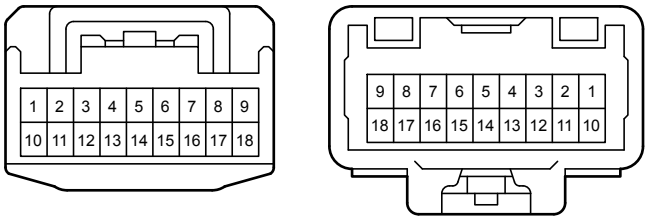
UQ1
White