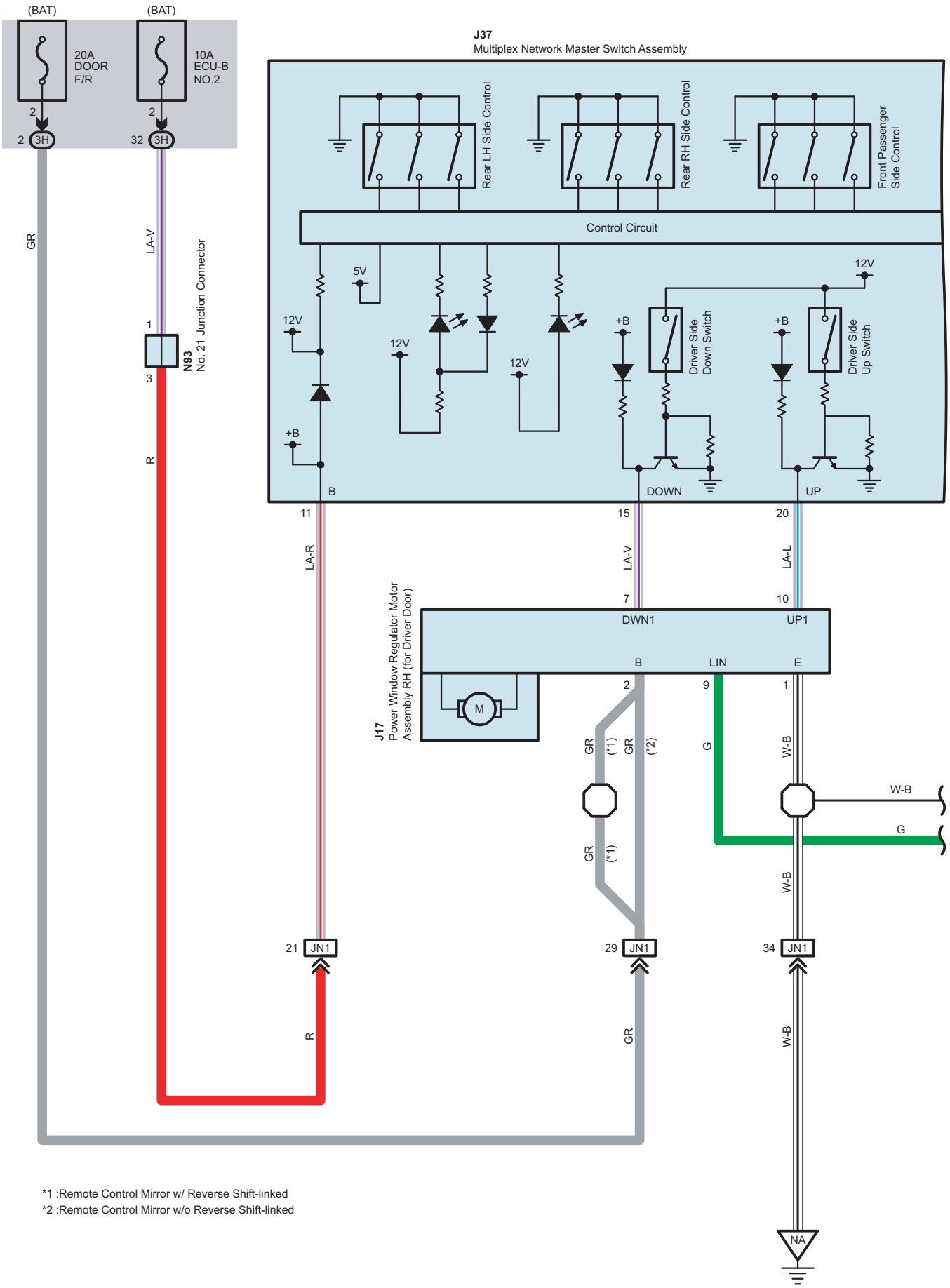

*1 :Remote Control Mirror w/ Reverse Shift-linked
*2 :Remote Control Mirror w/o Reverse Shift-linked

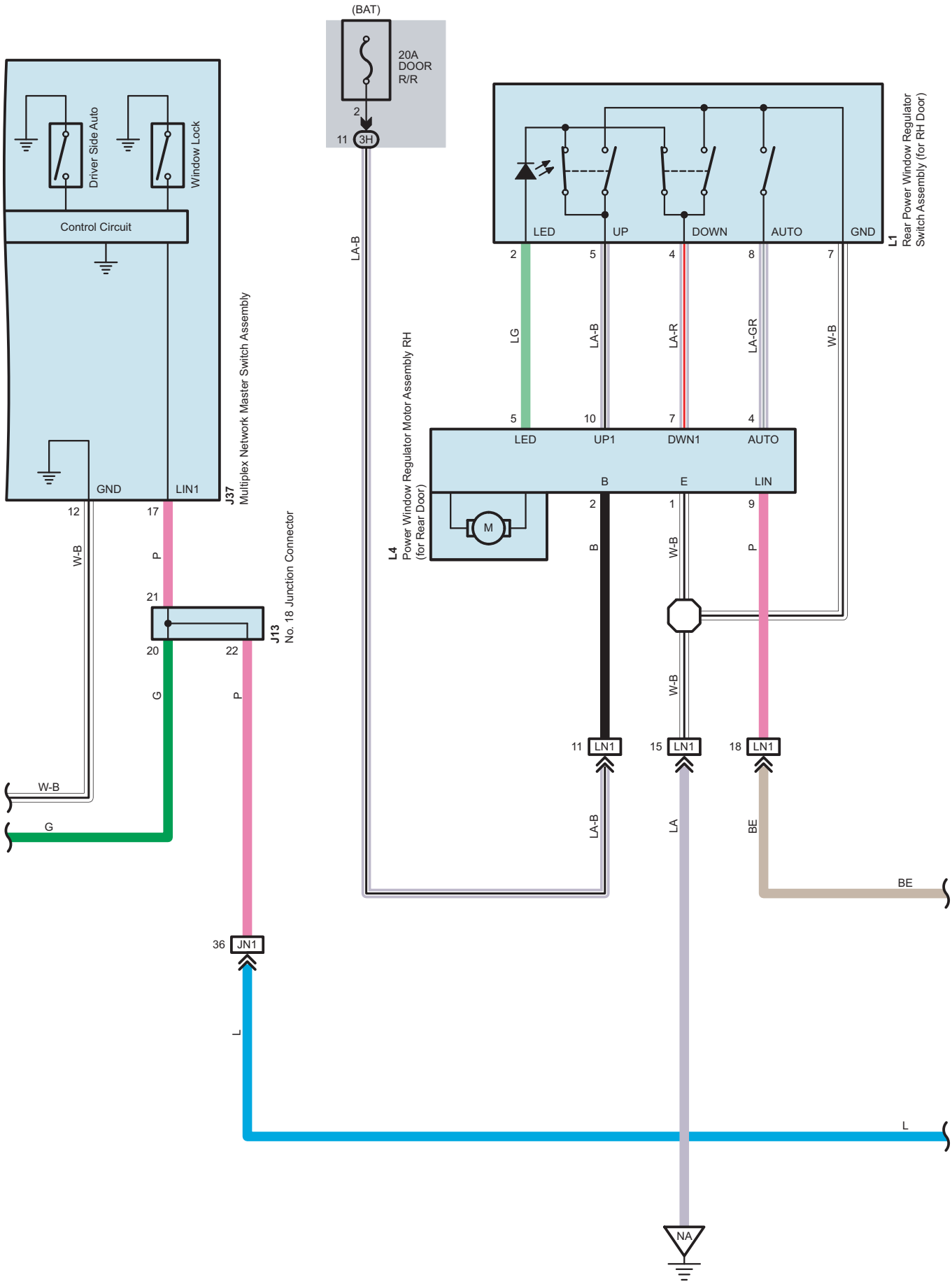
(BAT)
20A
DOOR
R/R
2
11
3H
LA-B
Driver Side Auto
Window Lock
Control Circuit
GND
LIN1
J37
Multiplex Network Master Switch Assembly
12
17
W-B
P
21
J13
No. 18 Junction Connector
20
22
G
P
W-B
G
36
JN1
L
LED
UP
DOWN
AUTO
GND
L1
Rear Power Window Regulator
Switch Assembly (for RH Door)
2
5
4
8
7
LG
LA-B
LA-R
LA-GR
W-B
5
10
7
4
LED
UP1
DWN1
AUTO
B
E
LIN
L4
Power Window Regulator Motor Assembly RH
(for Rear Door)
M
2
1
9
B
W-B
P
W-B
11
LN1
15
LN1
18
LN1
LA-B
LA
BE
BE
L
NA

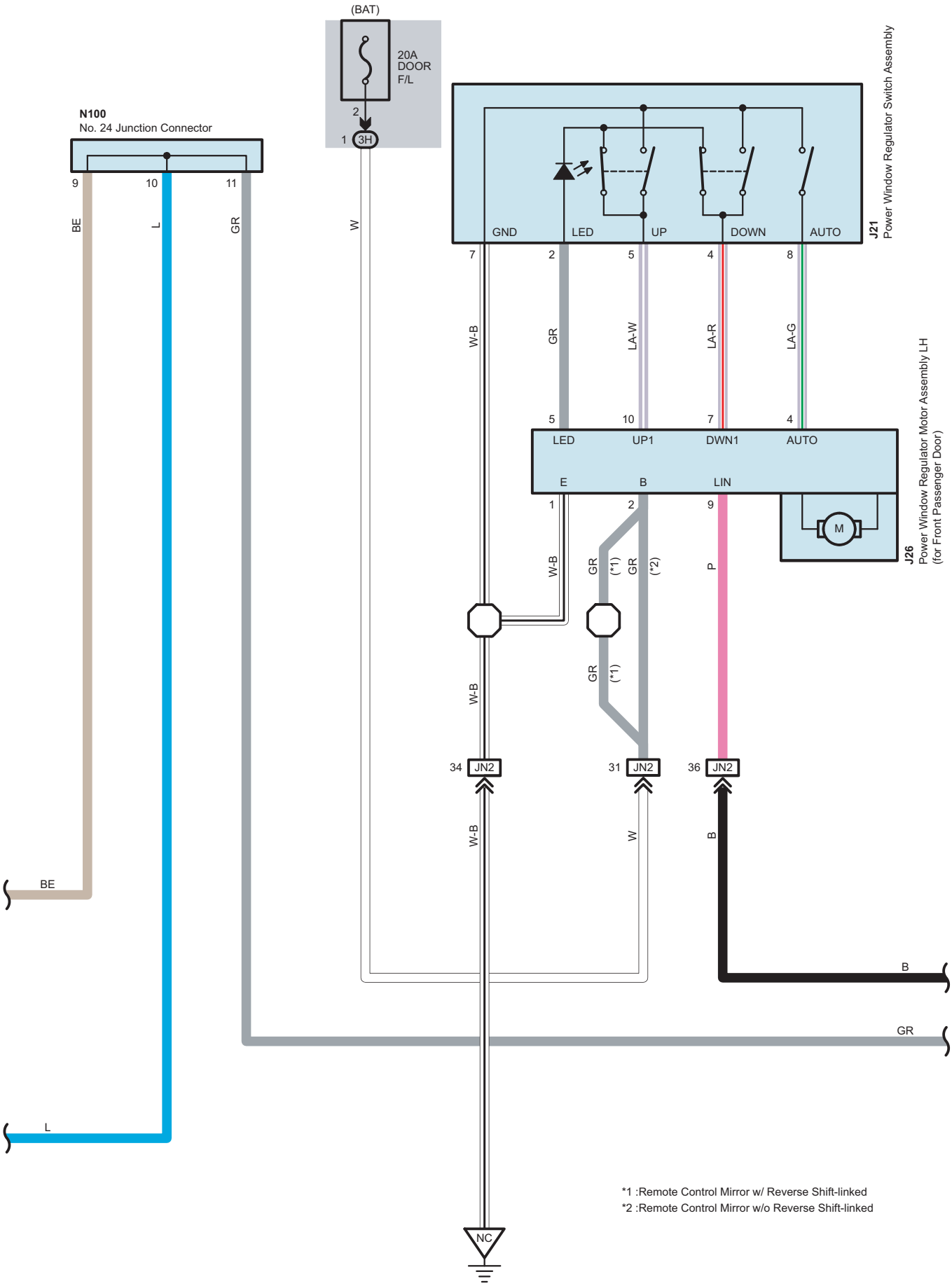

*1 :Remote Control Mirror w/ Reverse Shift-linked
*2 :Remote Control Mirror w/o Reverse Shift-linked

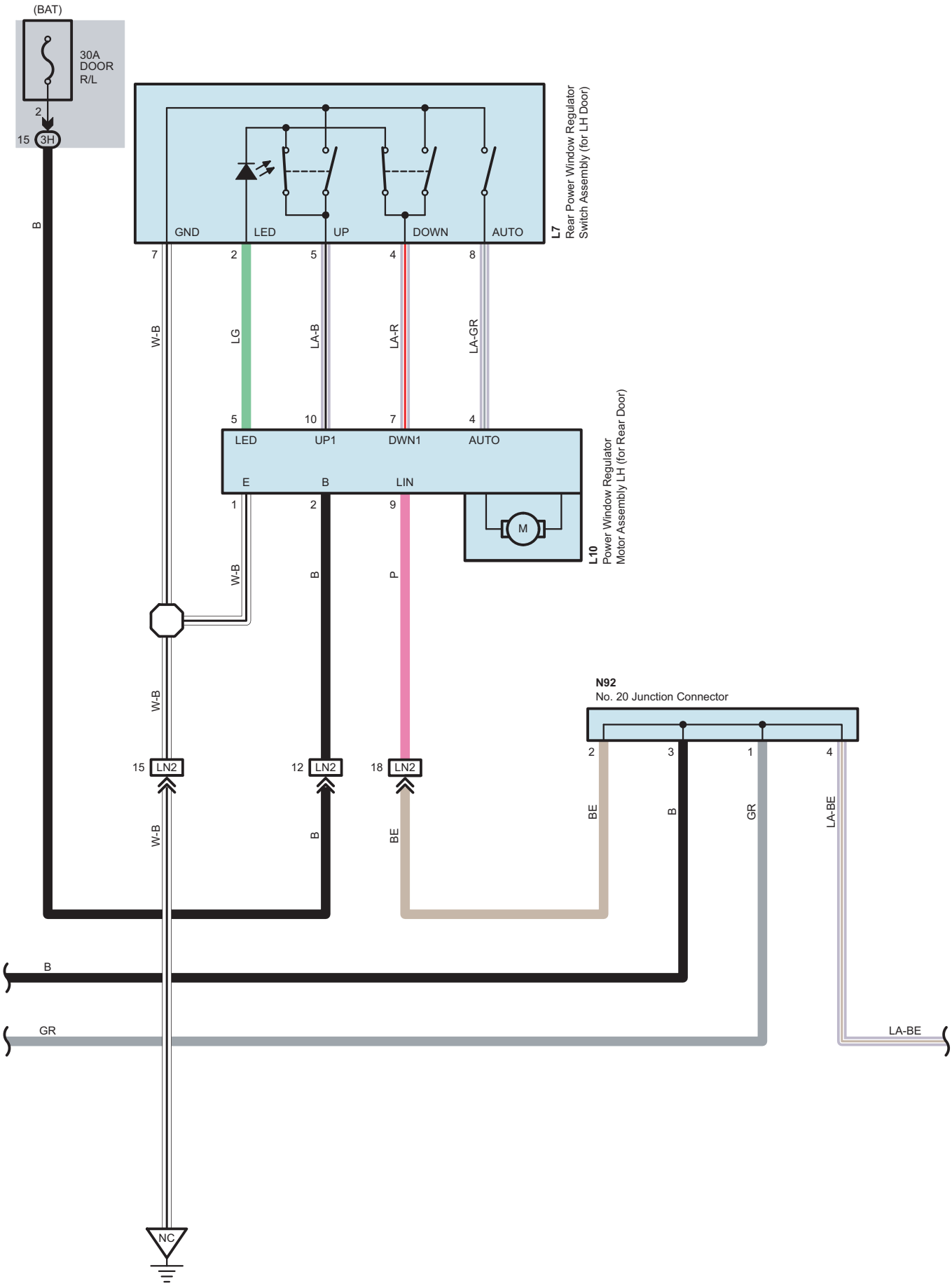
(BAT)
30A
DOOR
R/L
2
15
3H
B
GND
LED
UP
DOWN
AUTO
L7
Rear Power Window Regulator
Switch Assembly (for LH Door)
7
2
5
4
8
W-B
LG
LA-B
LA-R
LA-GR
5
10
7
4
LED
UP1
DWN1
AUTO
E
B
LIN
1
2
9
M
L10
Power Window Regulator
Motor Assembly LH (for Rear Door)
W-B
B
P
W-B
N92
No. 20 Junction Connector
15
LN2
12
LN2
18
LN2
2
3
1
4
W-B
B
BE
BE
B
GR
LA-BE
B
GR
LA-BE
NC

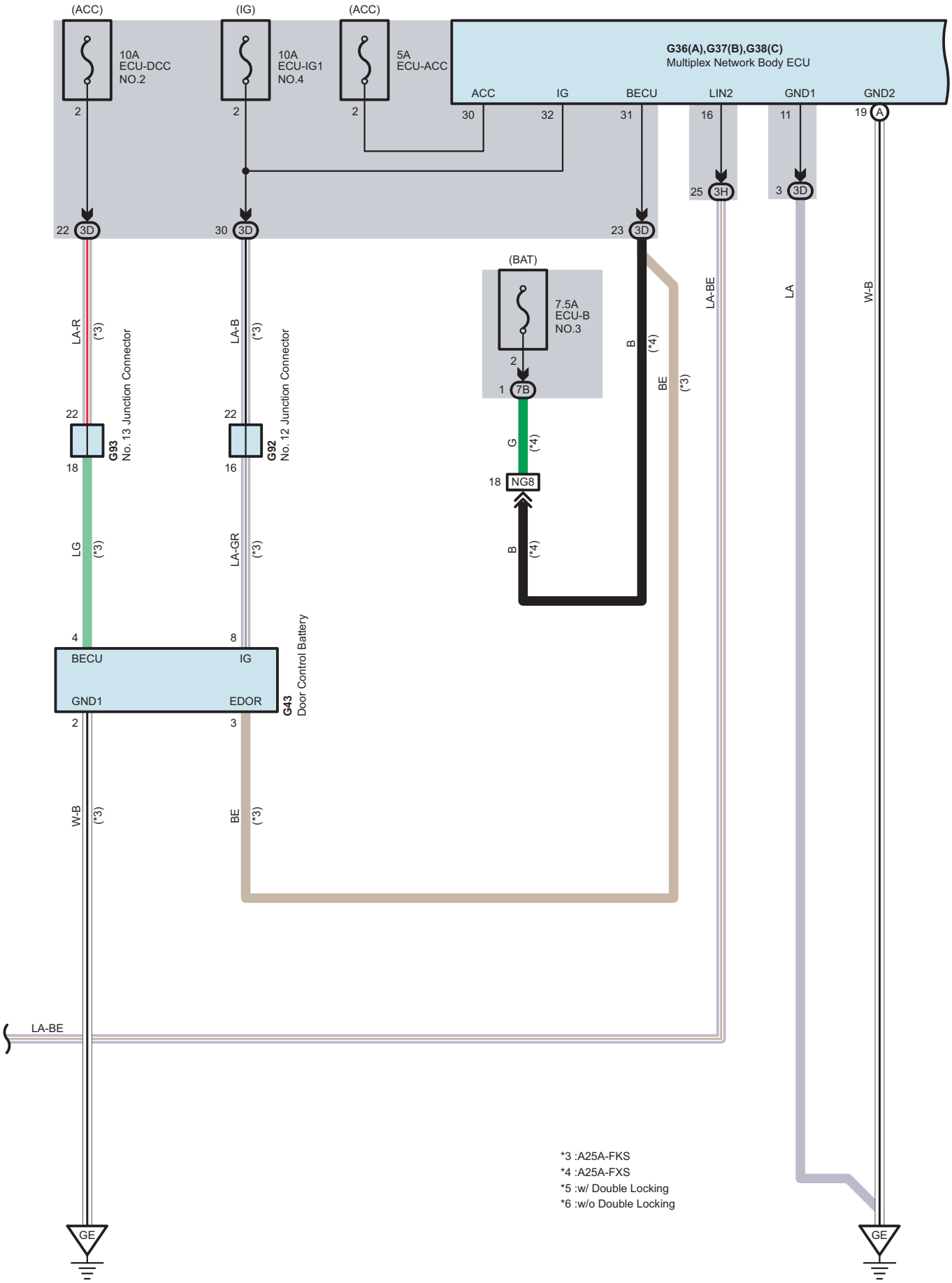
(ACC)
10A
ECU-DCC
NO.2
(IG)
10A
ECU-IG1
NO.4
(ACC)
5A
ECU-ACC
G36(A),G37(B),G38(C)
Multiplex Network Body ECU
ACC
IG
BECU
LIN2
GND1
GND2
(BAT)
7.5A
ECU-B
NO.3
G93
No. 13 Junction Connector
G92
No. 12 Junction Connector
G43
Door Control Battery
BECU
IG
GND1
EDOR
NG8
LA-R
LA-B
LG
LA-GR
W-B
BE
B
G
LA-BE
LA
(*3)
(*4)
GE
*3 :A25A-FKS
*4 :A25A-FXS
*5 :w/ Double Locking
*6 :w/o Double Locking

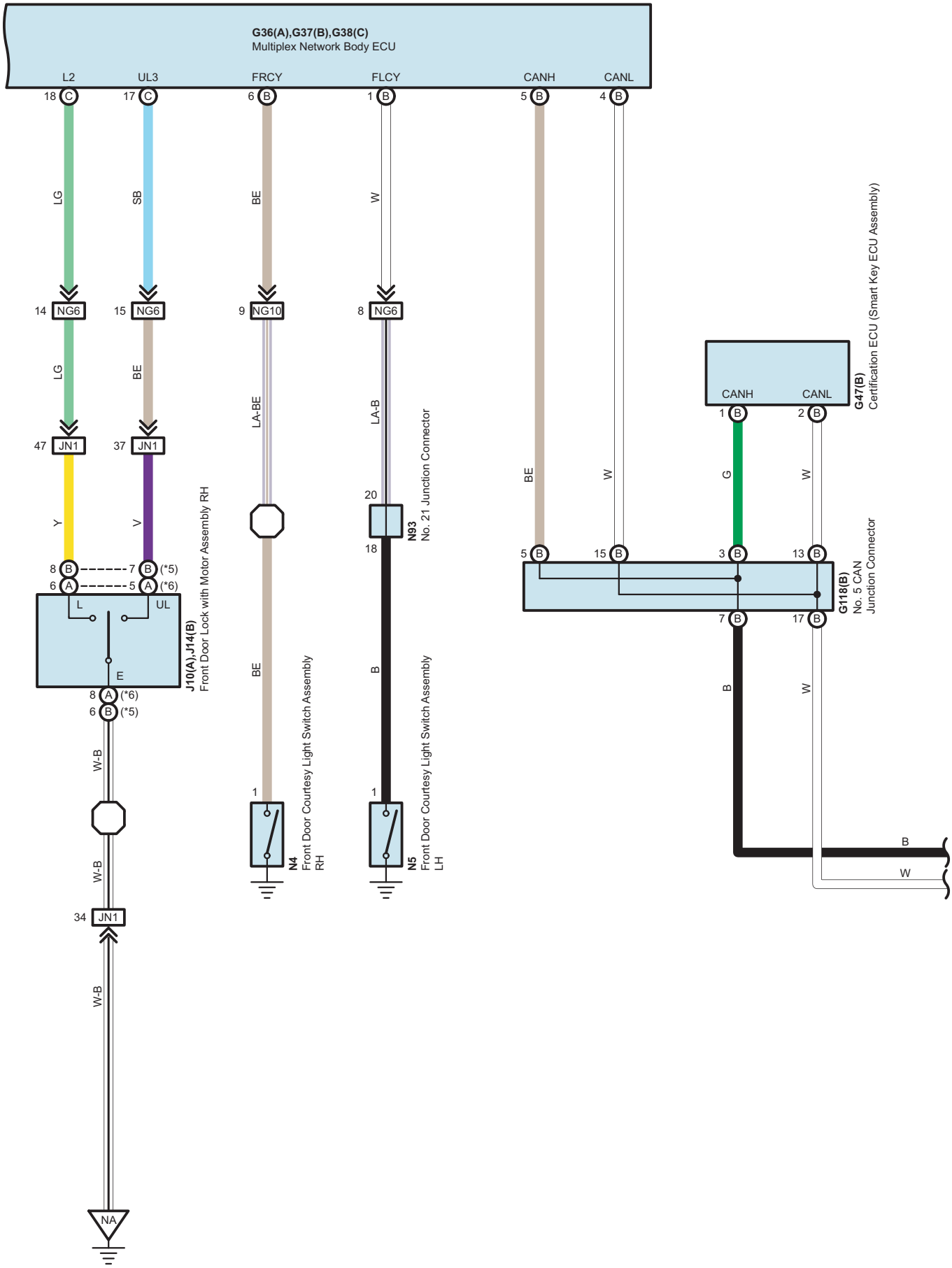
G36(A),G37(B),G38(C)
Multiplex Network Body ECU
L2
UL3
FRCY
FLCY
CANH
CANL
18 C
17 C
6 B
1 B
5 B
4 B
LG
SB
BE
W
14 NG6
15 NG6
9 NG10
8 NG6
LG
BE
LA-BE
LA-B
47 JN1
37 JN1
20
N93
No. 21 Junction Connector
18
Y
V
8 B
7 B (*5)
6 A
5 A (*6)
L
UL
E
J10(A),J14(B)
Front Door Lock with Motor Assembly RH
8 A (*6)
6 B (*5)
W-B
W-B
34 JN1
W-B
NA
BE
B
1
1
N4
Front Door Courtesy Light Switch Assembly
RH
N5
Front Door Courtesy Light Switch Assembly
LH
CANH
CANL
1 B
2 B
G47(B)
Certification ECU (Smart Key ECU Assembly)
BE
W
G
W
5 B
15 B
3 B
13 B
G118(B)
No. 5 CAN
Junction Connector
7 B
17 B
B
W
B
W

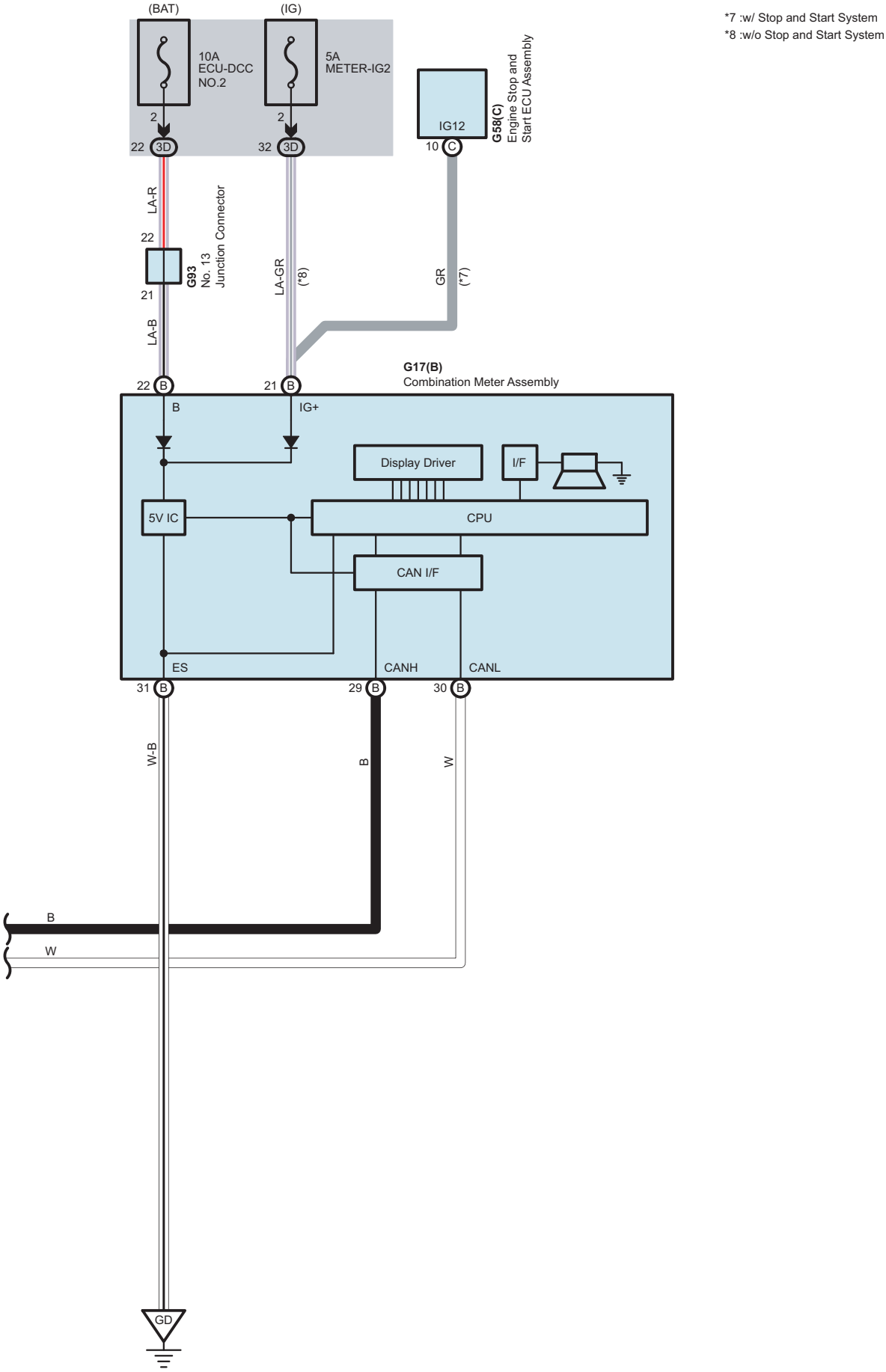
*7 :w/ Stop and Start System
*8 :w/o Stop and Start System
(BAT)
(IG)
10A
ECU-DCC
NO.2
5A
METER-IG2
2
2
22 3D
32 3D
IG12
10 C
G58(C)
Engine Stop and
Start ECU Assembly
LA-R
22
G93
No. 13
Junction Connector
21
LA-B
LA-GR
(*8)
GR
(*7)
G17(B)
Combination Meter Assembly
22 B
21 B
B
IG+
Display Driver
I/F
5V IC
CPU
CAN I/F
ES
CANH
CANL
31 B
29 B
30 B
W-B
B
W
B
W
GD

G17
Black

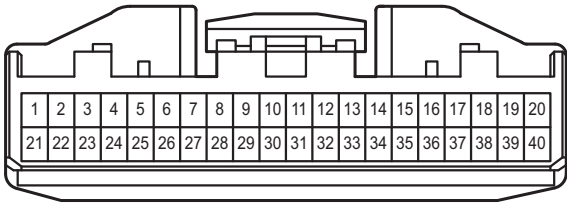

90980-12557

G36
Black

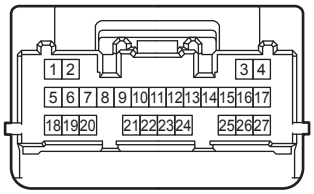

90980-12C63

G37
Black

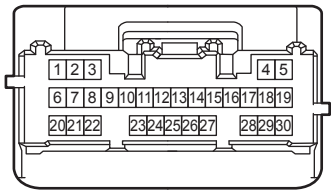

90980-12C62

G38
Black

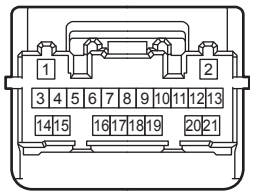

90980-12C61

G43
Gray

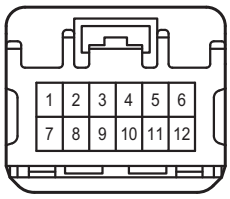

90980-12737

G47
White

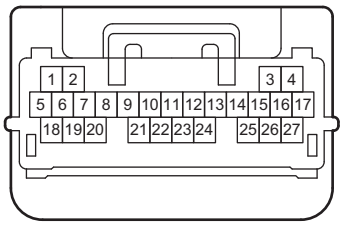

90980-12B78

G58
Black

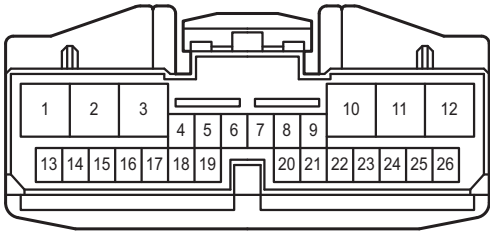

82824-12510

G92
Gray

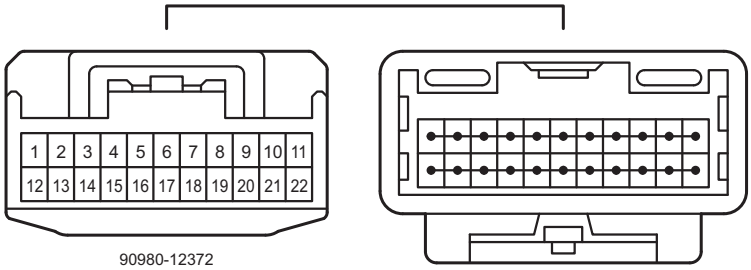

90980-12372

G93
Gray

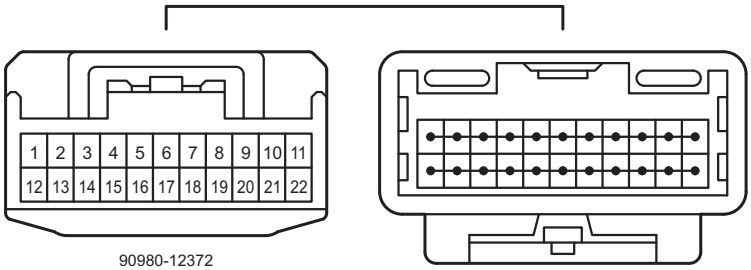

90980-12372

G118
White

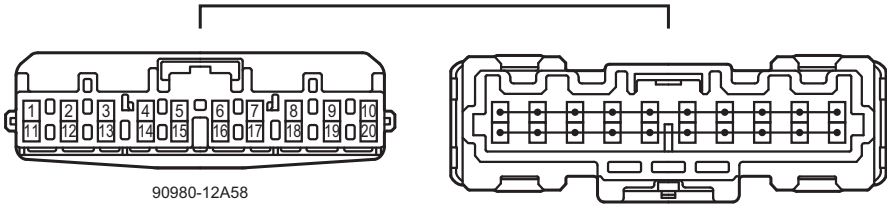

90980-12A58

J10
White

90980-12226

J13
Black

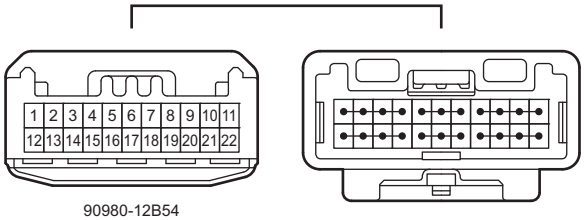

90980-12B54

J14
White

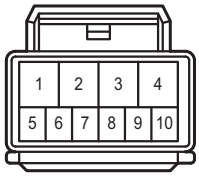

90980-12226

J17
White

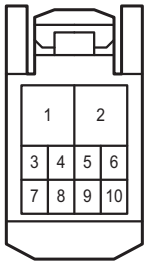

90980-12328

J21
Black

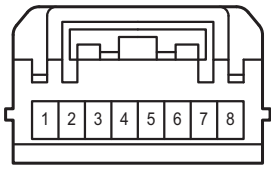

90980-12550

J26
White

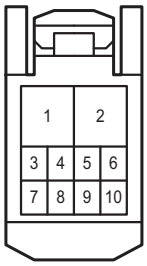

90980-12328

J37
White

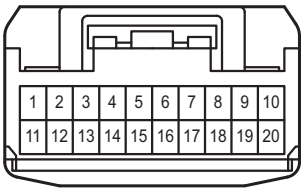

90980-12460

L1
White

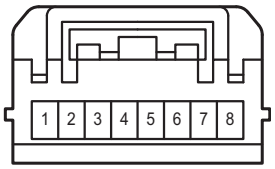

90980-12550

L4
White

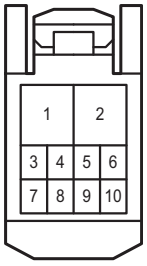

90980-12328

L7
White

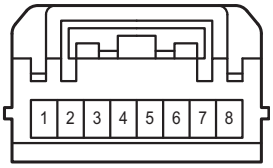

90980-12550

L10
White

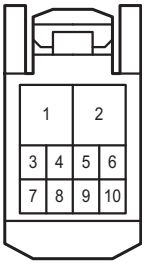

90980-12328

N4
Black

90980-10871

N5
Black

90980-10871

N92
Black

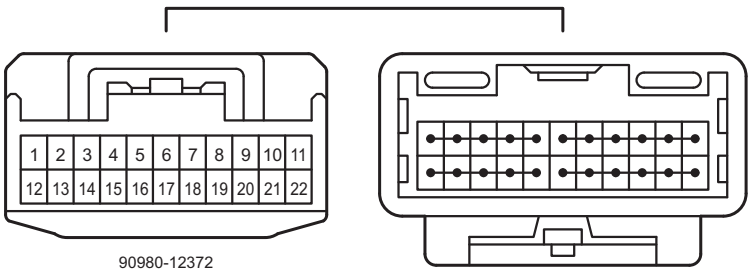

90980-12372

N93
White

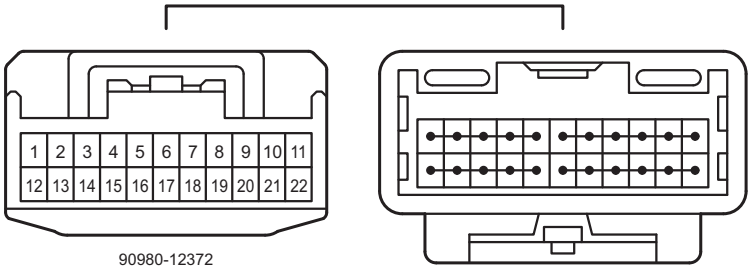

90980-12372

N100
Blue

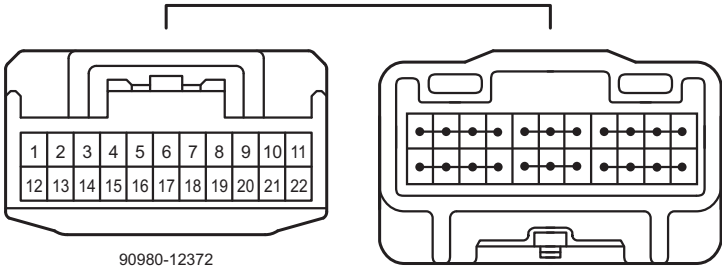

90980-12372

3D
White

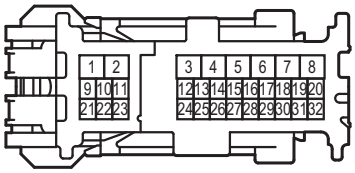

90980-12A48

3H
White

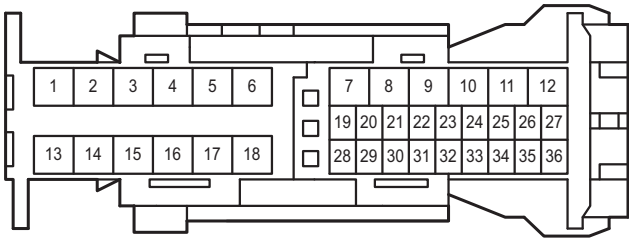

90980-12944

7B
White



90980-12808

JN1
White

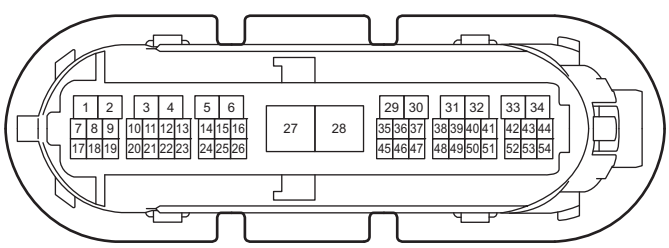

82824-33790

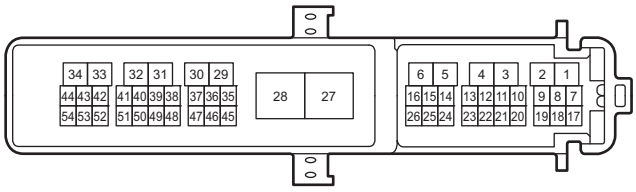

90980-12D85

JN2
White

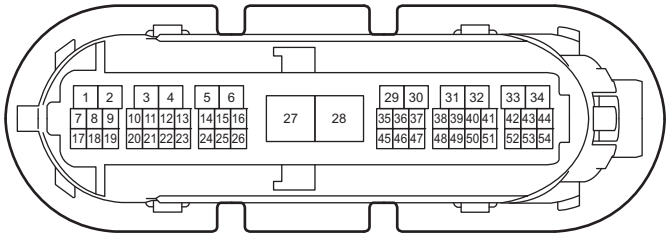

82824-33790

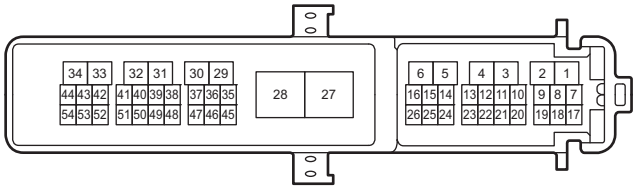

90980-12D85

LN1
White

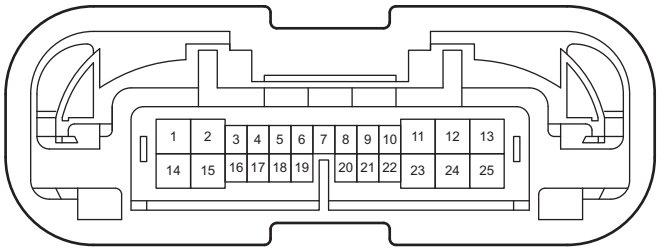

90980-12802

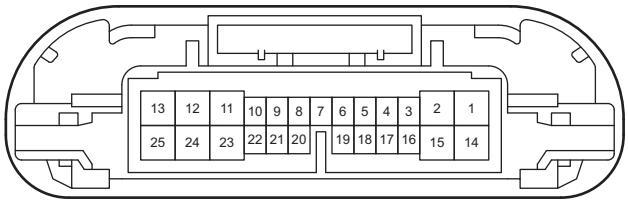

90980-12801

LN2
White

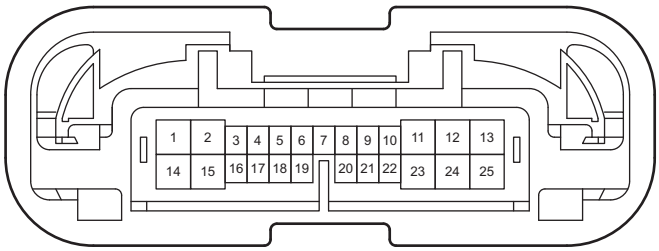

90980-12802

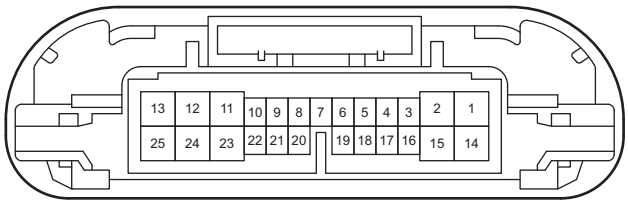

90980-12801

NG6
White

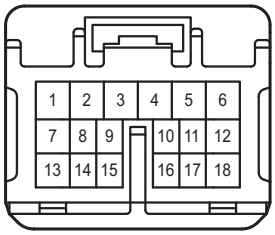

90980-12745

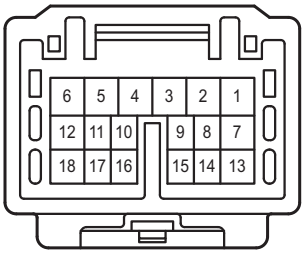

90980-12744

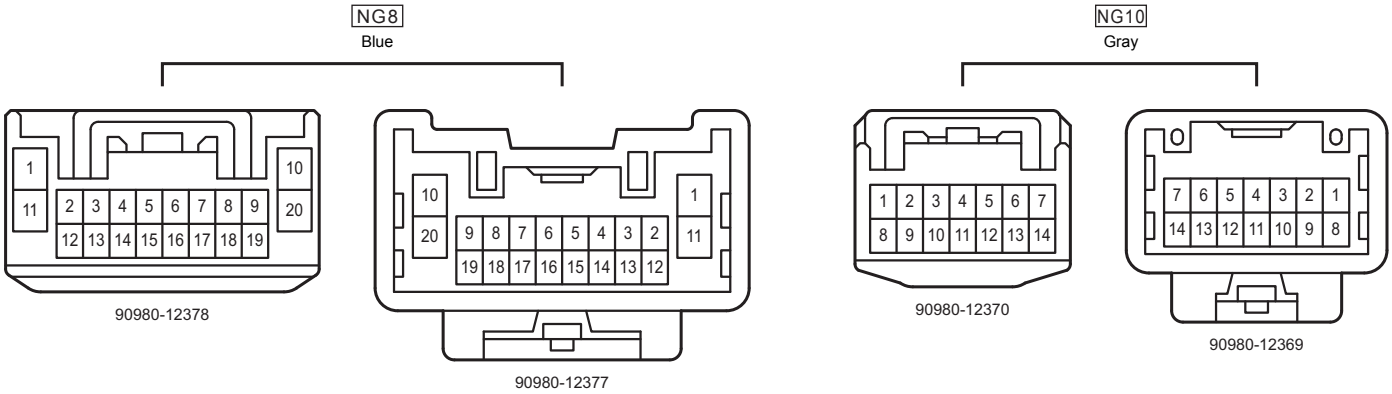
NG8
Blue
1
11
2 3 4 5 6 7 8 9
12 13 14 15 16 17 18 19
10
20
90980-12378
10
20
9 8 7 6 5 4 3 2
19 18 17 16 15 14 13 12
1
11
90980-12377
NG10
Gray
1 2 3 4 5 6 7
8 9 10 11 12 13 14
90980-12370
7 6 5 4 3 2 1
14 13 12 11 10 9 8
90980-12369