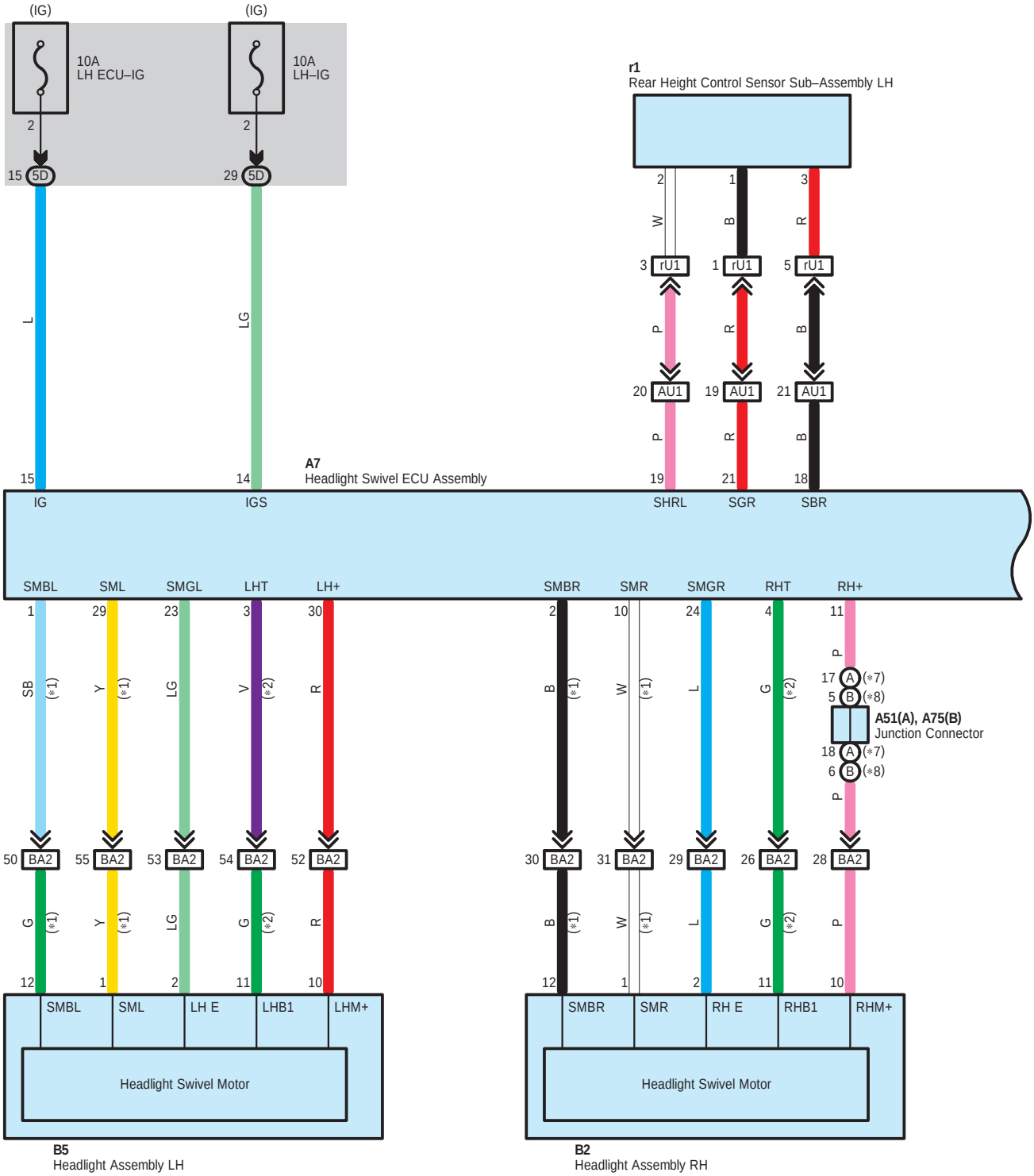
(IG)
10A
LH ECU–IG
(IG)
10A
LH–IG
r1
Rear Height Control Sensor Sub–Assembly LH
A7
Headlight Swivel ECU Assembly
IG
IGS
SHRL
SGR
SBR
SMBL
SML
SMGL
LHT
LH+
SMBR
SMR
SMGR
RHT
RH+
A51(A), A75(B)
Junction Connector
Headlight Swivel Motor
Headlight Swivel Motor
B5
Headlight Assembly LH
B2
Headlight Assembly RH

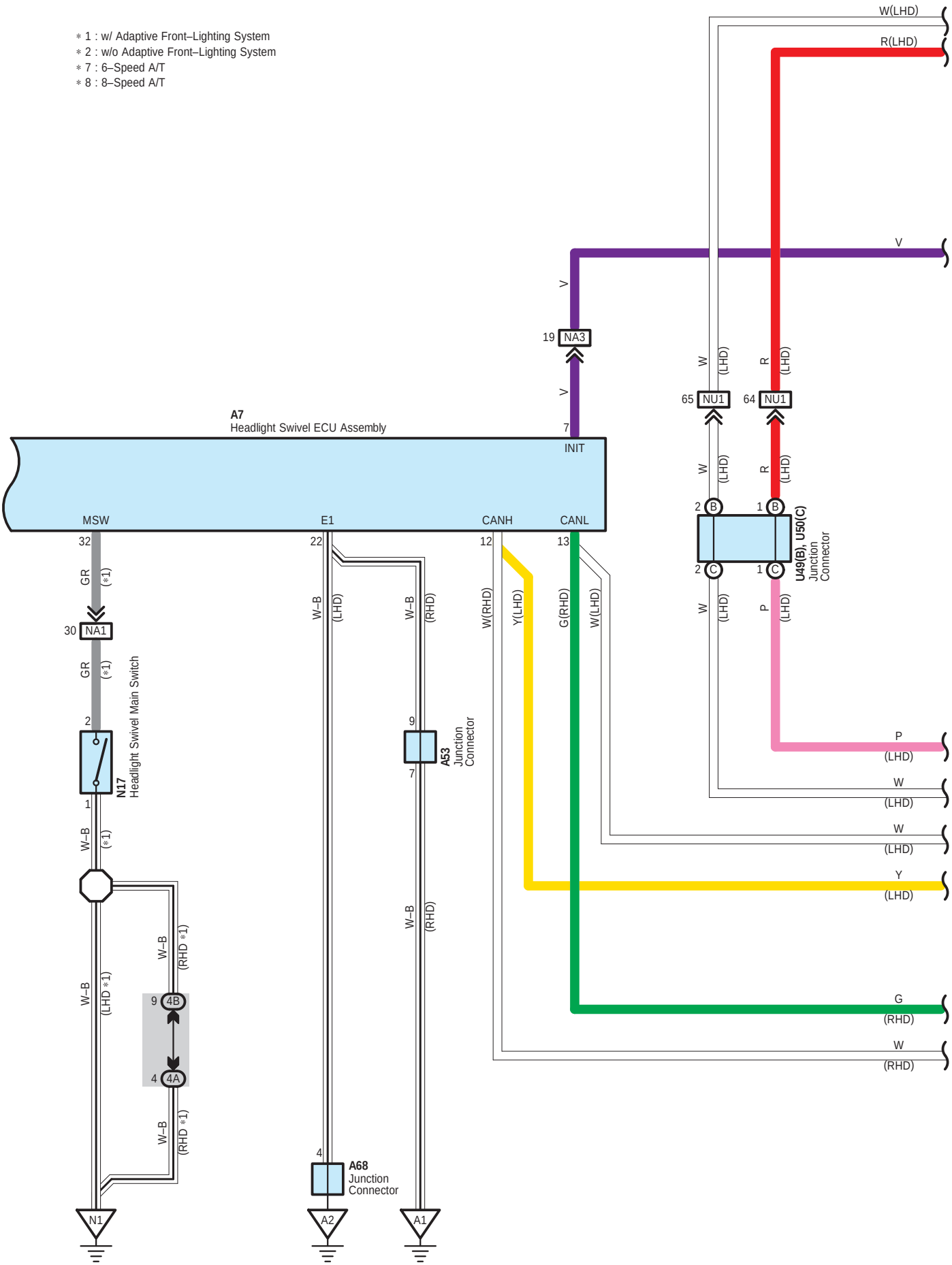
* 1 : w/ Adaptive Front–Lighting System
* 2 : w/o Adaptive Front–Lighting System
* 7 : 6–Speed A/T
* 8 : 8–Speed A/T
A7
Headlight Swivel ECU Assembly
MSW
E1
CANH
CANL
INIT
32
22
12
13
7
19 NA3
30 NA1
65 NU1
64 NU1
GR (*1)
W–B (*1)
W–B (LHD *1)
W–B (RHD *1)
W–B (LHD)
W–B (RHD)
W (LHD)
R (LHD)
P (LHD)
W(RHD)
Y(LHD)
G(RHD)
W(LHD)
V
N17
Headlight Swivel Main Switch
A53
Junction Connector
A68
Junction Connector
U49(B), U50(C)
Junction Connector
N1
A2
A1
W(LHD)
R(LHD)
V
P (LHD)
W (LHD)
W (LHD)
Y (LHD)
G (RHD)
W (RHD)

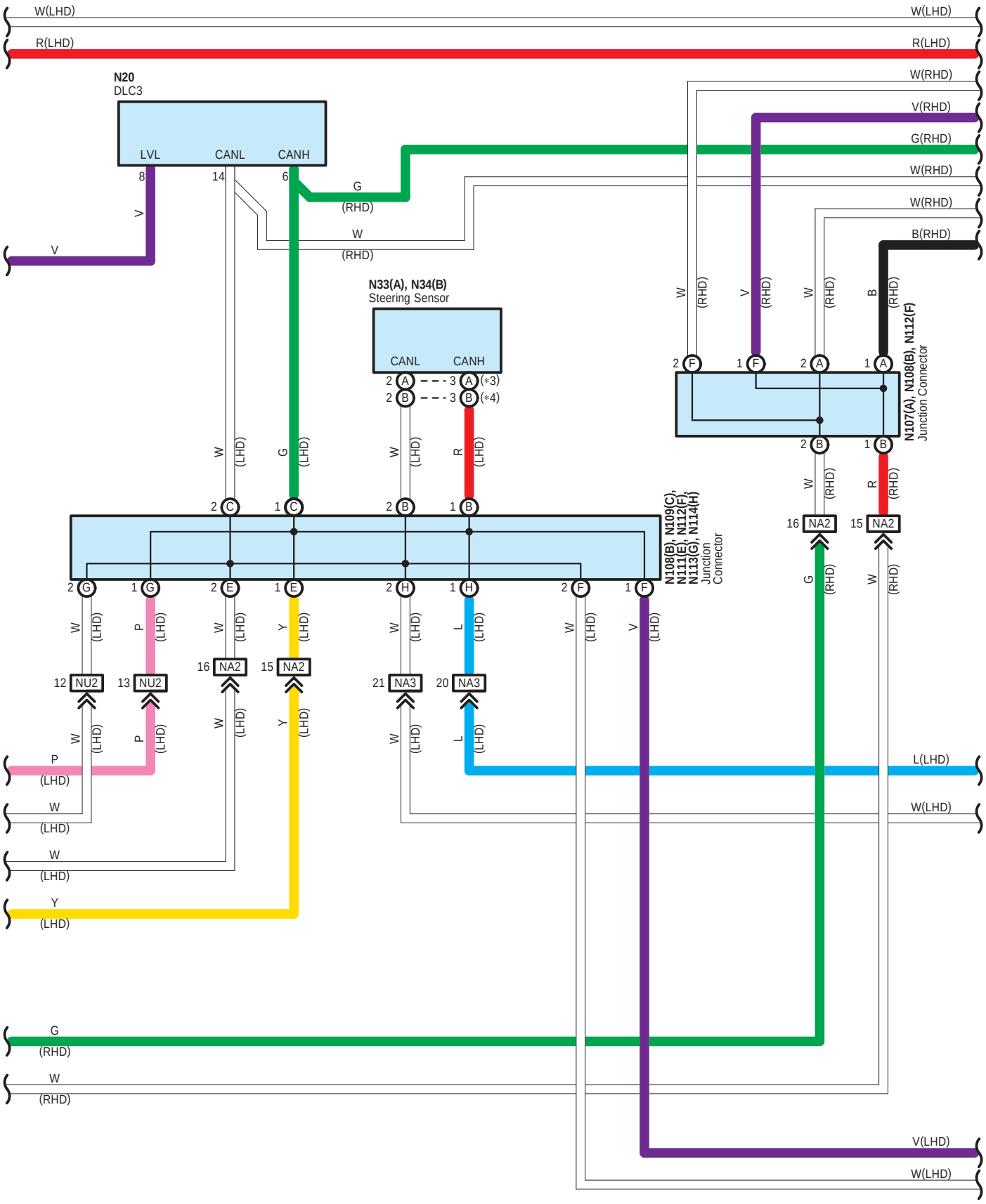
W(LHD)
R(LHD)
N20
DLC3
LVL
CANL
CANH
8
14
6
V
G
(RHD)
W
(RHD)
W(RHD)
V(RHD)
G(RHD)
B(RHD)
N33(A), N34(B)
Steering Sensor
CANL
CANH
(*3)
(*4)
N107(A), N108(B), N112(F)
Junction Connector
N108(B), N109(C), N111(E), N112(F), N113(G), N114(H)
Junction Connector
NU2
NA2
NA3
P
(LHD)
Y
(LHD)
L(LHD)
V(LHD)

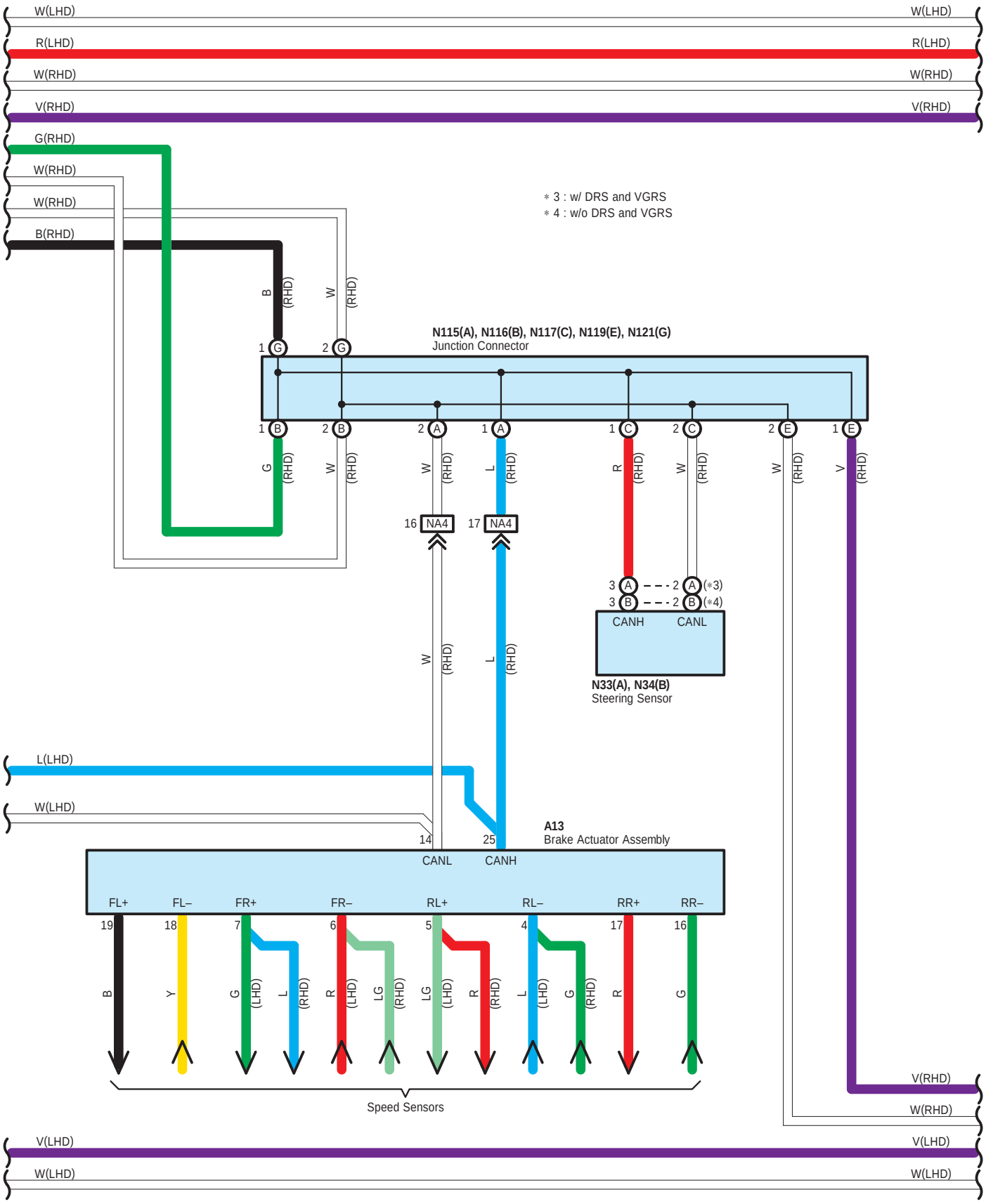
W(LHD)
R(LHD)
W(RHD)
V(RHD)
G(RHD)
W(RHD)
W(RHD)
B(RHD)
∗ 3 : w/ DRS and VGRS
∗ 4 : w/o DRS and VGRS
N115(A), N116(B), N117(C), N119(E), N121(G)
Junction Connector
NA4
CANH
CANL
N33(A), N34(B)
Steering Sensor
L(LHD)
A13
Brake Actuator Assembly
FL+
FL–
FR+
FR–
RL+
RL–
RR+
RR–
Speed Sensors
V(LHD)

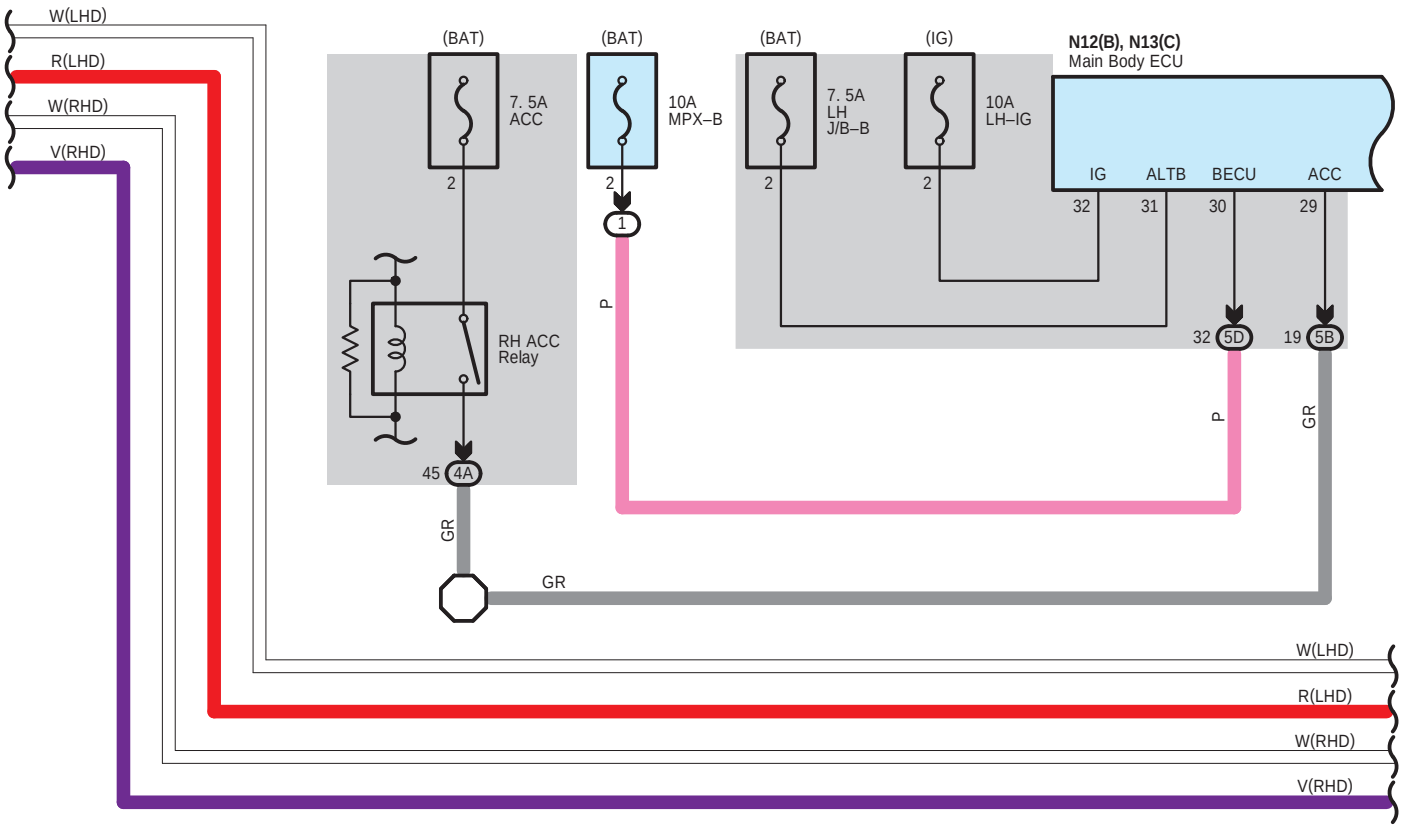

∗ 5 : LHD, RHD Light Control Switch LH Side Type
∗ 6 : RHD Light Control Switch RH Side Type



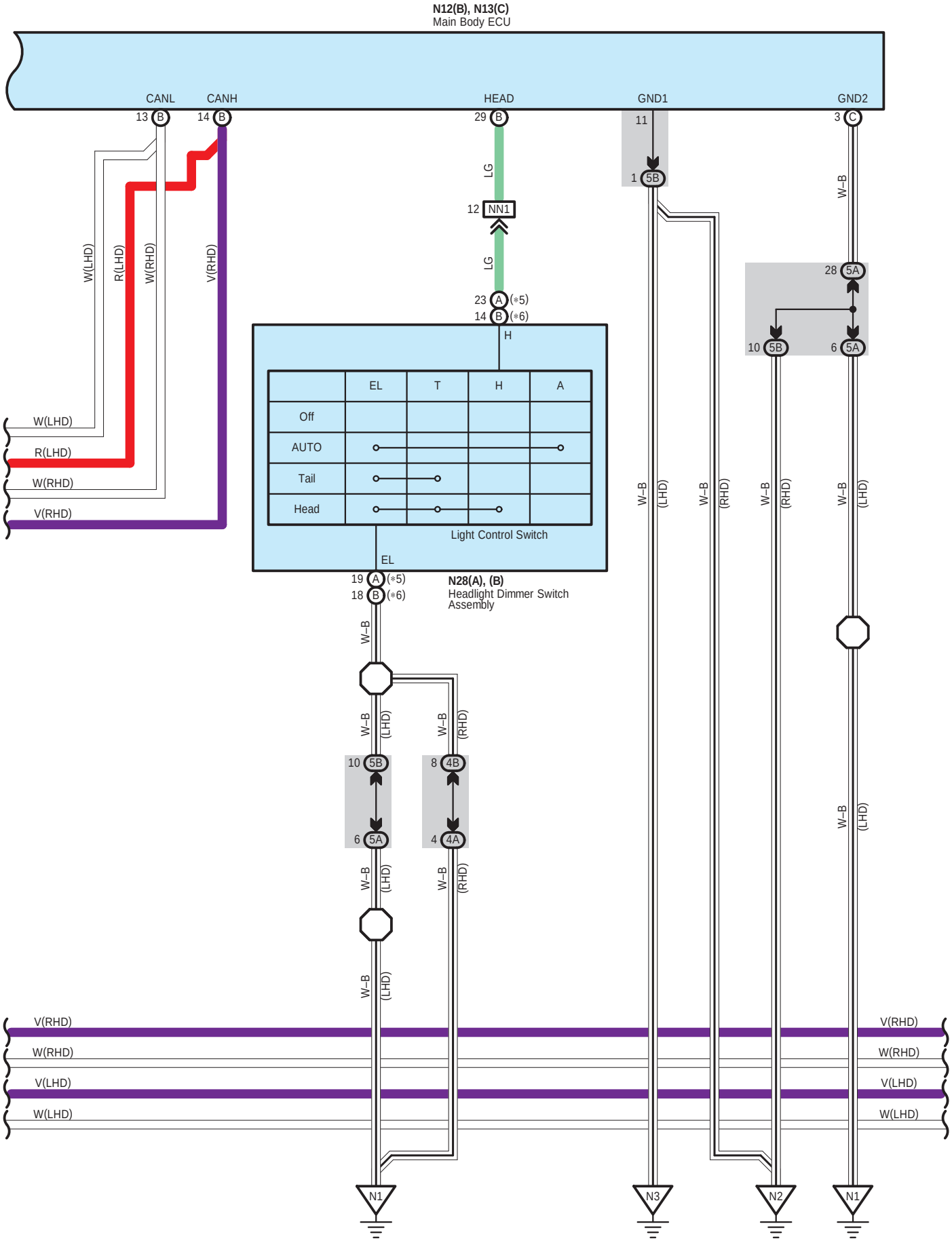
N12(B), N13(C)
Main Body ECU
CANL
CANH
HEAD
GND1
GND2
13 B
14 B
29 B
11
3 C
1 5B
LG
12 NN1
LG
23 A (*5)
14 B (*6)
H
W–B
28 5A
10 5B
6 5A
W(LHD)
R(LHD)
W(RHD)
V(RHD)
EL
T
H
A
Off
AUTO
Tail
Head
Light Control Switch
EL
19 A (*5)
18 B (*6)
N28(A), (B)
Headlight Dimmer Switch Assembly
W–B (LHD)
W–B (RHD)
10 5B
8 4B
6 5A
4 4A
V(RHD)
W(RHD)
V(LHD)
W(LHD)
N1
N3
N2
N1

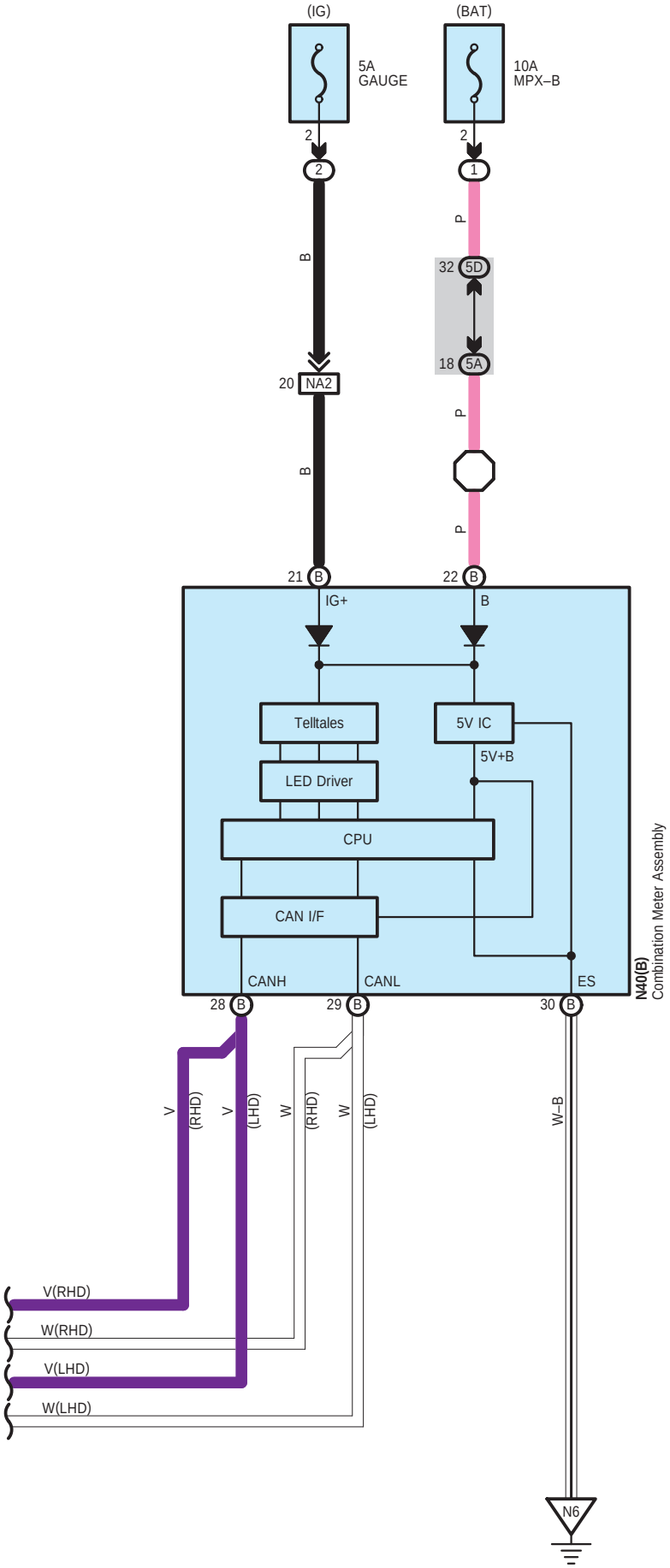
(IG)
(BAT)
5A
GAUGE
10A
MPX–B
2
2
2
1
B
P
32
5D
18
5A
20
NA2
B
P
P
21
B
22
B
IG+
B
Telltales
5V IC
5V+B
LED Driver
CPU
CAN I/F
CANH
CANL
ES
28
B
29
B
30
B
N40(B)
Combination Meter Assembly
V
(RHD)
V
(LHD)
W
(RHD)
W
(LHD)
W–B
V(RHD)
W(RHD)
V(LHD)
W(LHD)
N6

A 7
White

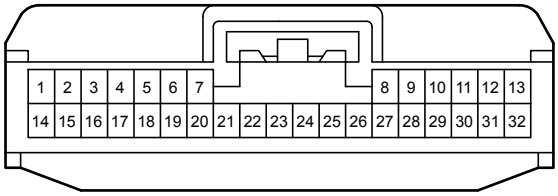

A 13
Black

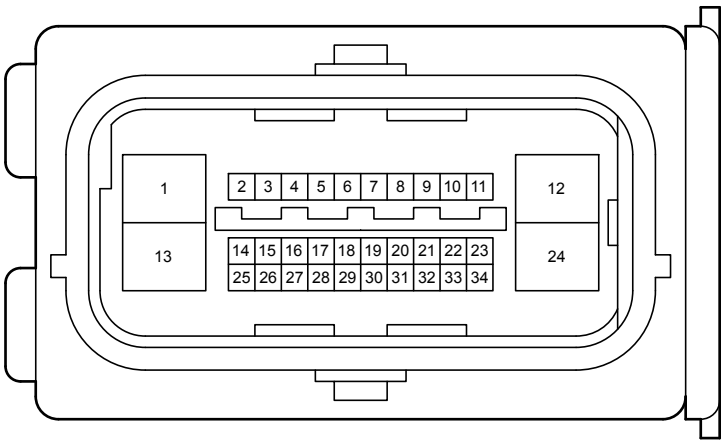

A 51
Blue

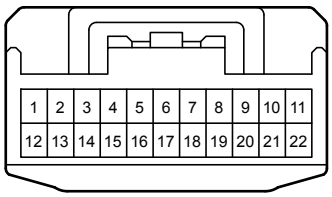

A 53
Black

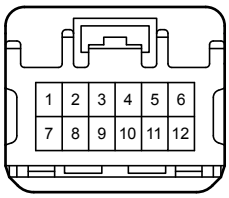

A 68
Gray

A 75
White

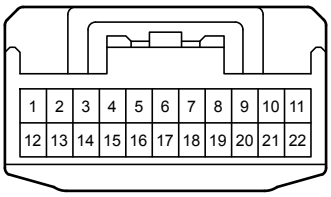

B 2
Black

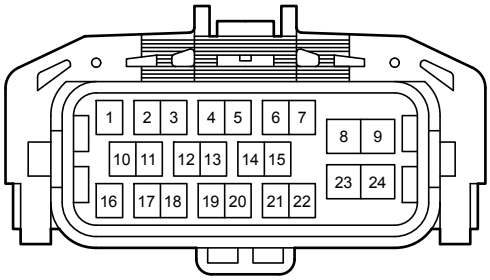

B 5
Black

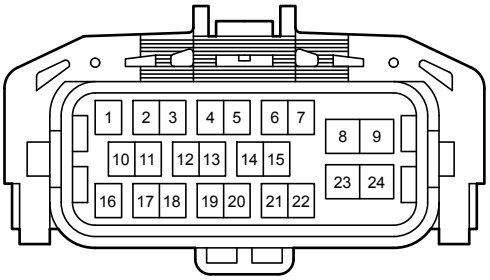

N 12
White

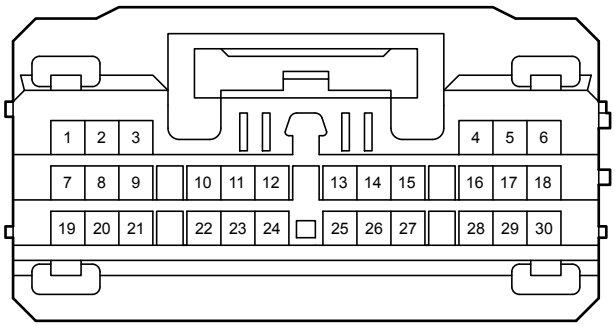

N 13
White

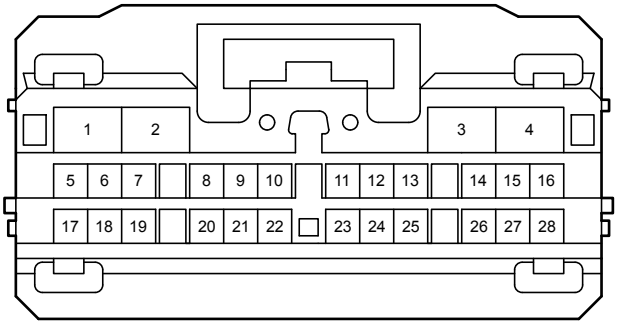

N 17
Blue

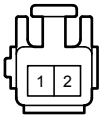

N 20
Black

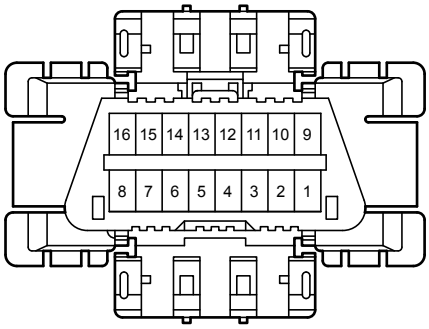

N 28
Black

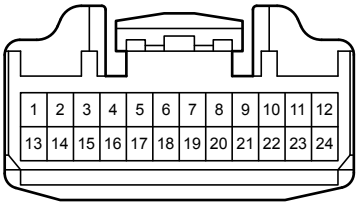

N 33
White

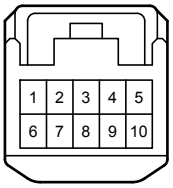

N 34
Black

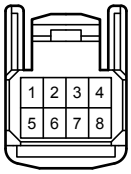

N 40
Black

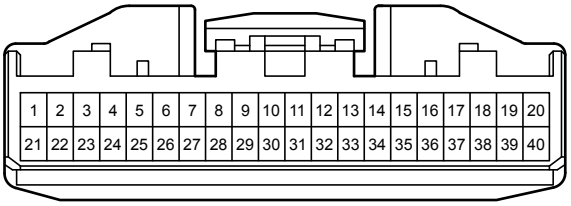

N107
White

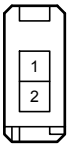

N108
White

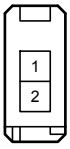

N109
White

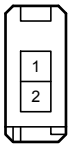

N111
White

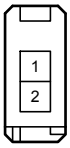

N112
White

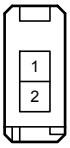

N113
White

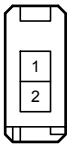

N114
White

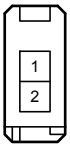

N115
White

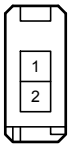

N116
White

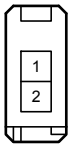

N117
White

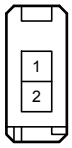

N119
White

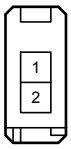

N121
White

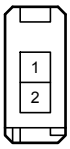

U 49
White

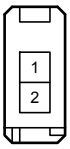

U 50
White

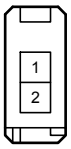

r 1
Black

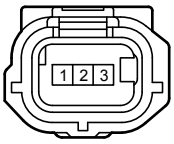

4A
White

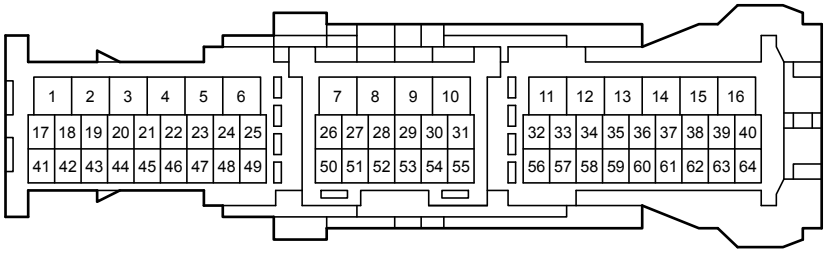

4B
White

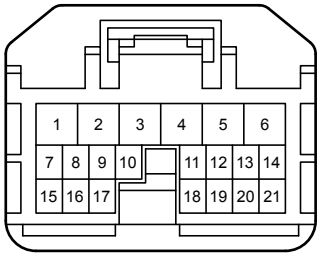

5A
White

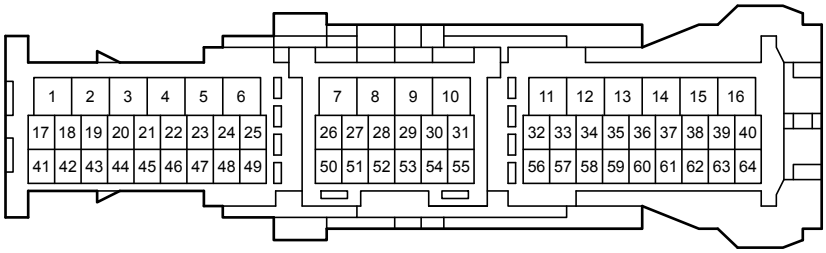

5B
White

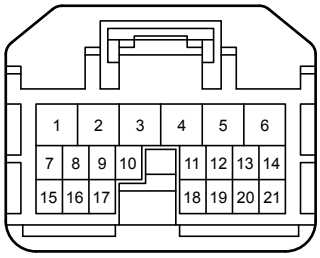

5D
White

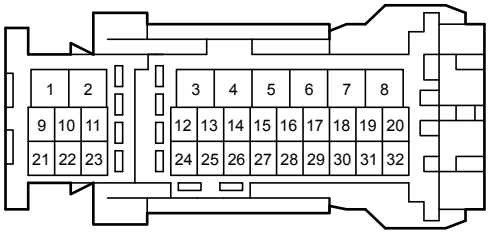

AU1
White

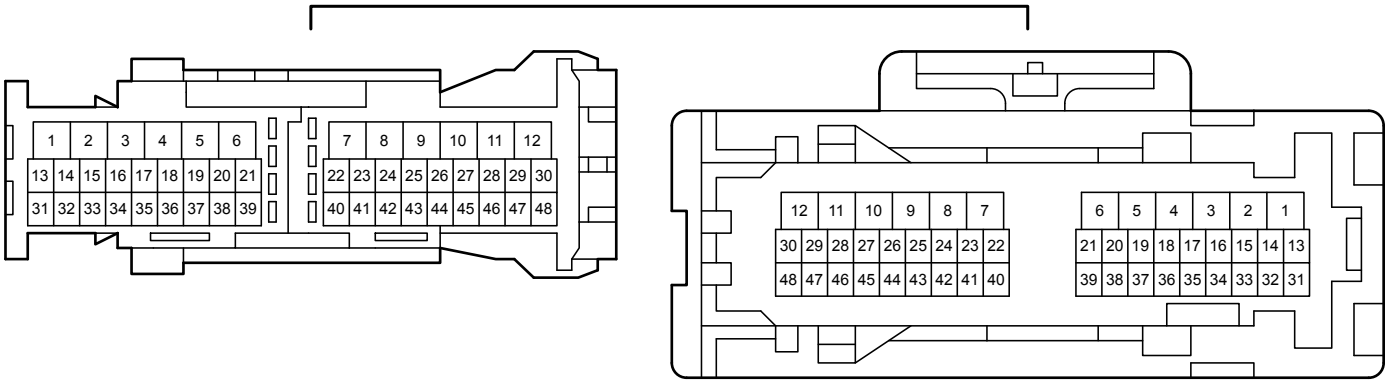

BA2
White

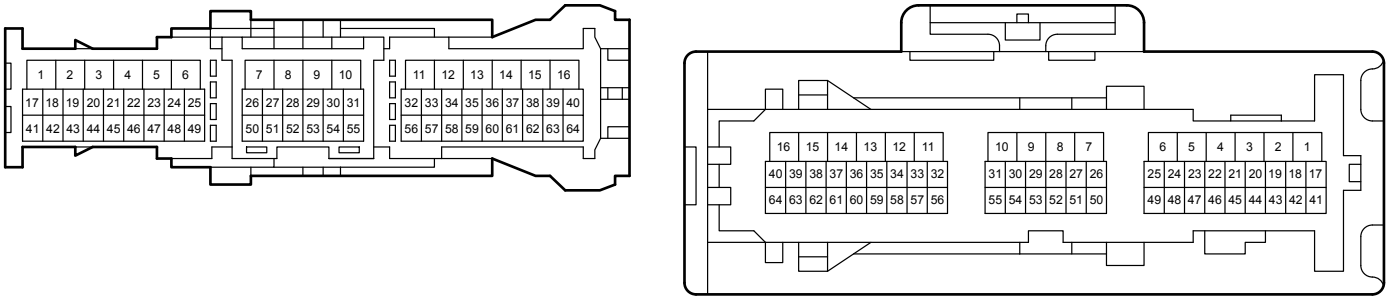

NA1
White

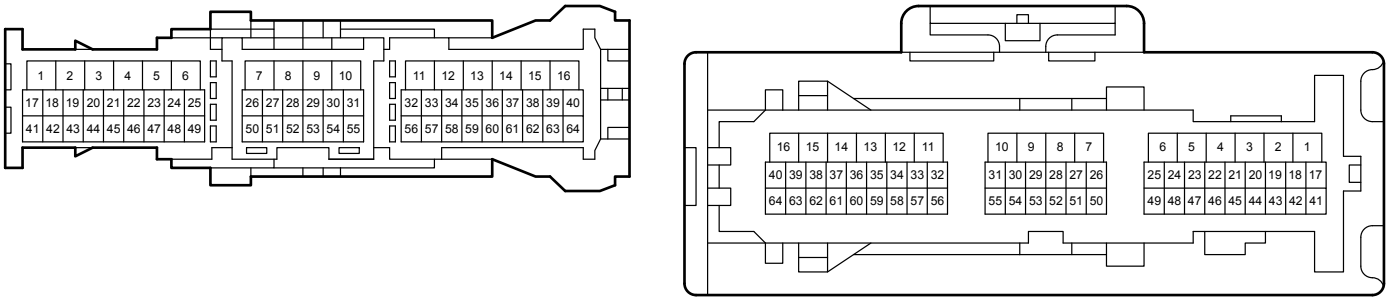

NA2
White

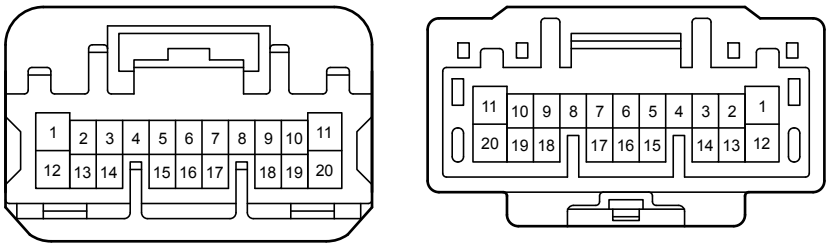

NA3
White

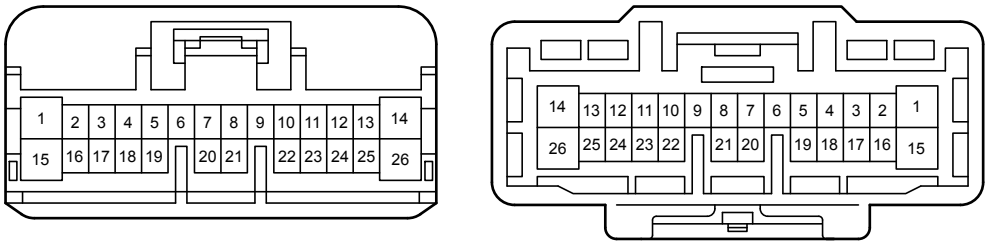

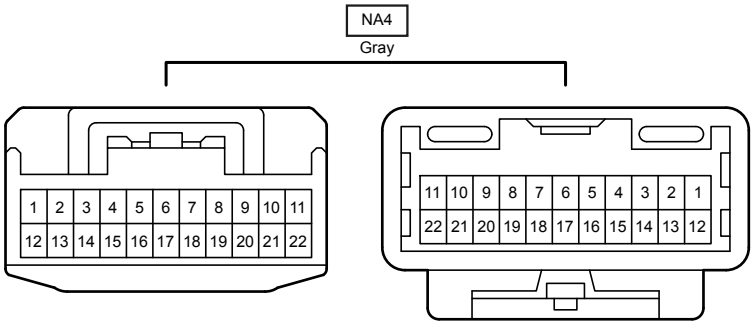
NA4
Gray
1 2 3 4 5 6 7 8 9 10 11
12 13 14 15 16 17 18 19 20 21 22
11 10 9 8 7 6 5 4 3 2 1
22 21 20 19 18 17 16 15 14 13 12

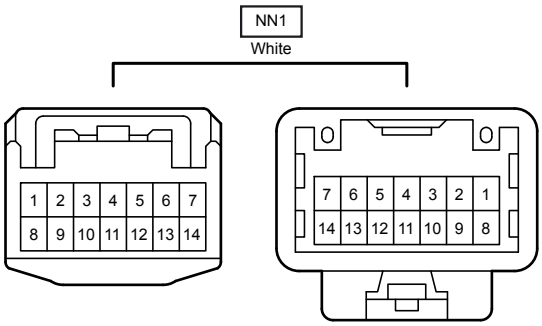
NN1
White
1 2 3 4 5 6 7
8 9 10 11 12 13 14
7 6 5 4 3 2 1
14 13 12 11 10 9 8

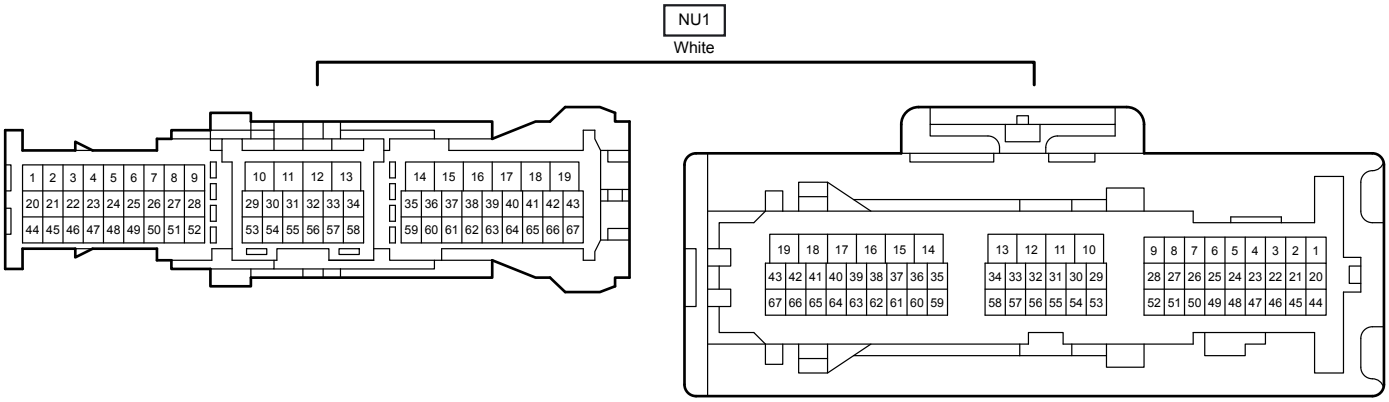
NU1
White
1 2 3 4 5 6 7 8 9
20 21 22 23 24 25 26 27 28
44 45 46 47 48 49 50 51 52
10 11 12 13
29 30 31 32 33 34
53 54 55 56 57 58
14 15 16 17 18 19
35 36 37 38 39 40 41 42 43
59 60 61 62 63 64 65 66 67
19 18 17 16 15 14
43 42 41 40 39 38 37 36 35
67 66 65 64 63 62 61 60 59
13 12 11 10
34 33 32 31 30 29
58 57 56 55 54 53
9 8 7 6 5 4 3 2 1
28 27 26 25 24 23 22 21 20
52 51 50 49 48 47 46 45 44

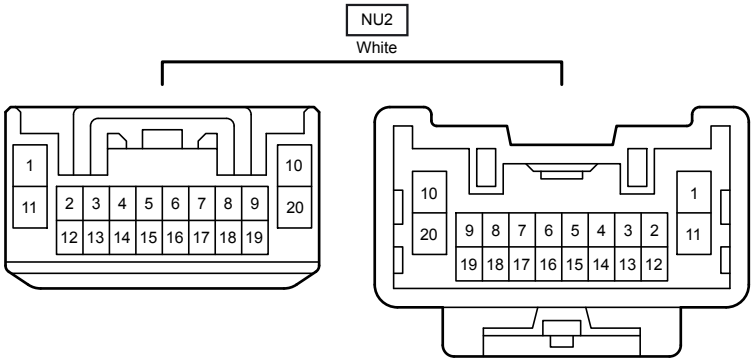
NU2
White
1
11
2 3 4 5 6 7 8 9
12 13 14 15 16 17 18 19
10
20
10
20
9 8 7 6 5 4 3 2
19 18 17 16 15 14 13 12
1
11

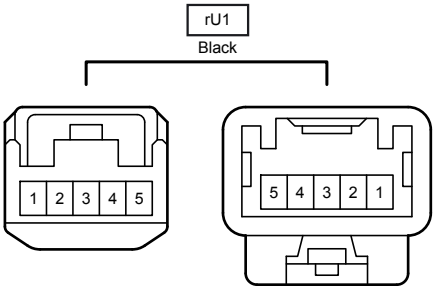
rU1
Black
1 2 3 4 5
5 4 3 2 1