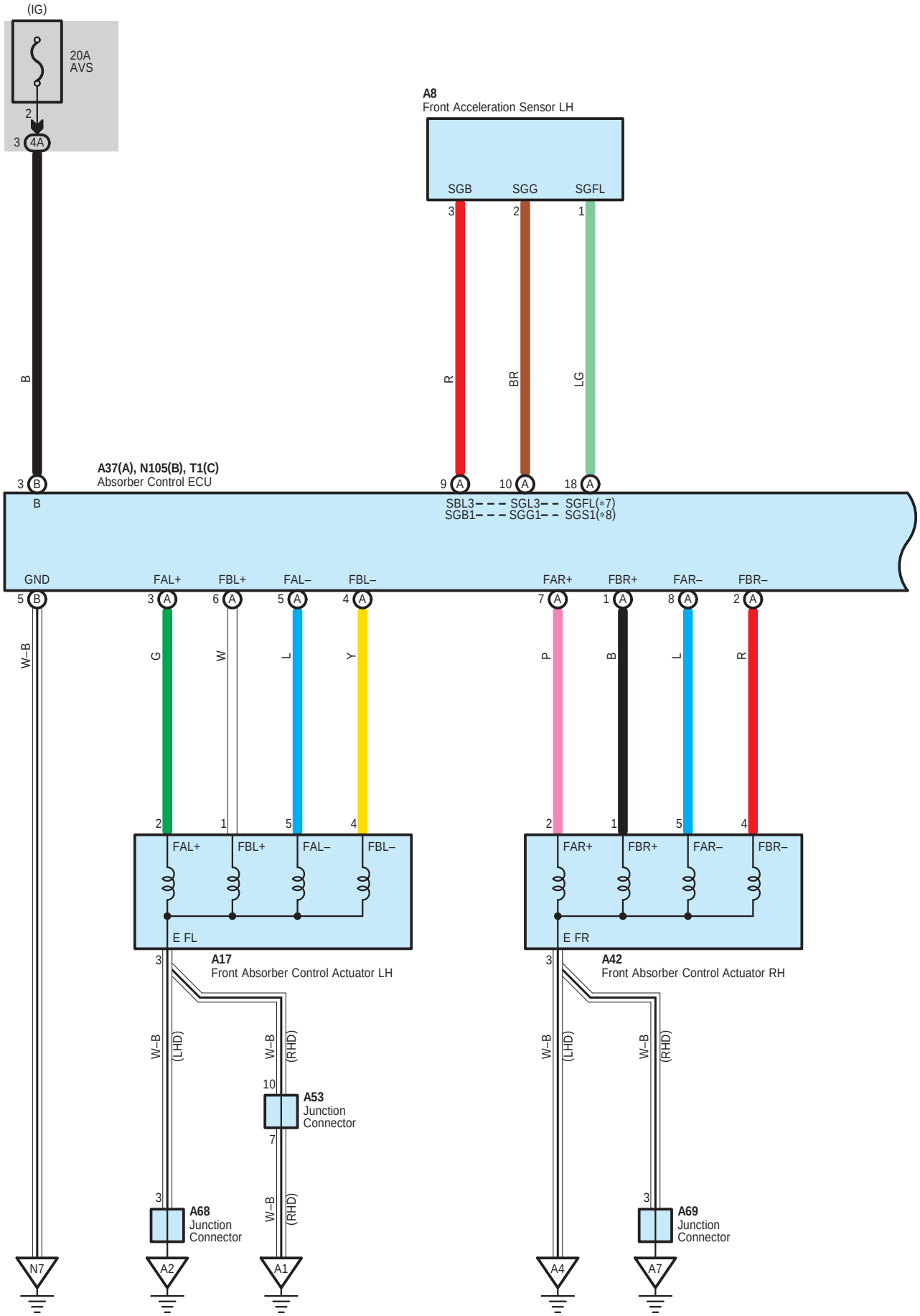
(IG)
20A
AVS
2
3 4A
B
A8
Front Acceleration Sensor LH
SGB
SGG
SGFL
3
2
1
R
BR
LG
A37(A), N105(B), T1(C)
Absorber Control ECU
3 B
B
9 A
10 A
18 A
SBL3 SGL3 SGFL(*7)
SGB1 SGG1 SGS1(*8)
GND
FAL+
FBL+
FAL–
FBL–
FAR+
FBR+
FAR–
FBR–
5 B
3 A
6 A
5 A
4 A
7 A
1 A
8 A
2 A
W–B
G
W
L
Y
P
B
L
R
2
1
5
4
2
1
5
4
FAL+
FBL+
FAL–
FBL–
FAR+
FBR+
FAR–
FBR–
E FL
E FR
3
A17
Front Absorber Control Actuator LH
3
A42
Front Absorber Control Actuator RH
W–B
(LHD)
W–B
(RHD)
10
A53
Junction
Connector
7
3
A68
Junction
Connector
W–B
(RHD)
W–B
(LHD)
W–B
(RHD)
3
A69
Junction
Connector
N7
A2
A1
A4
A7

∗ 7 : Before Sep. 2013 Production
∗ 8 : From Sep. 2013 Production

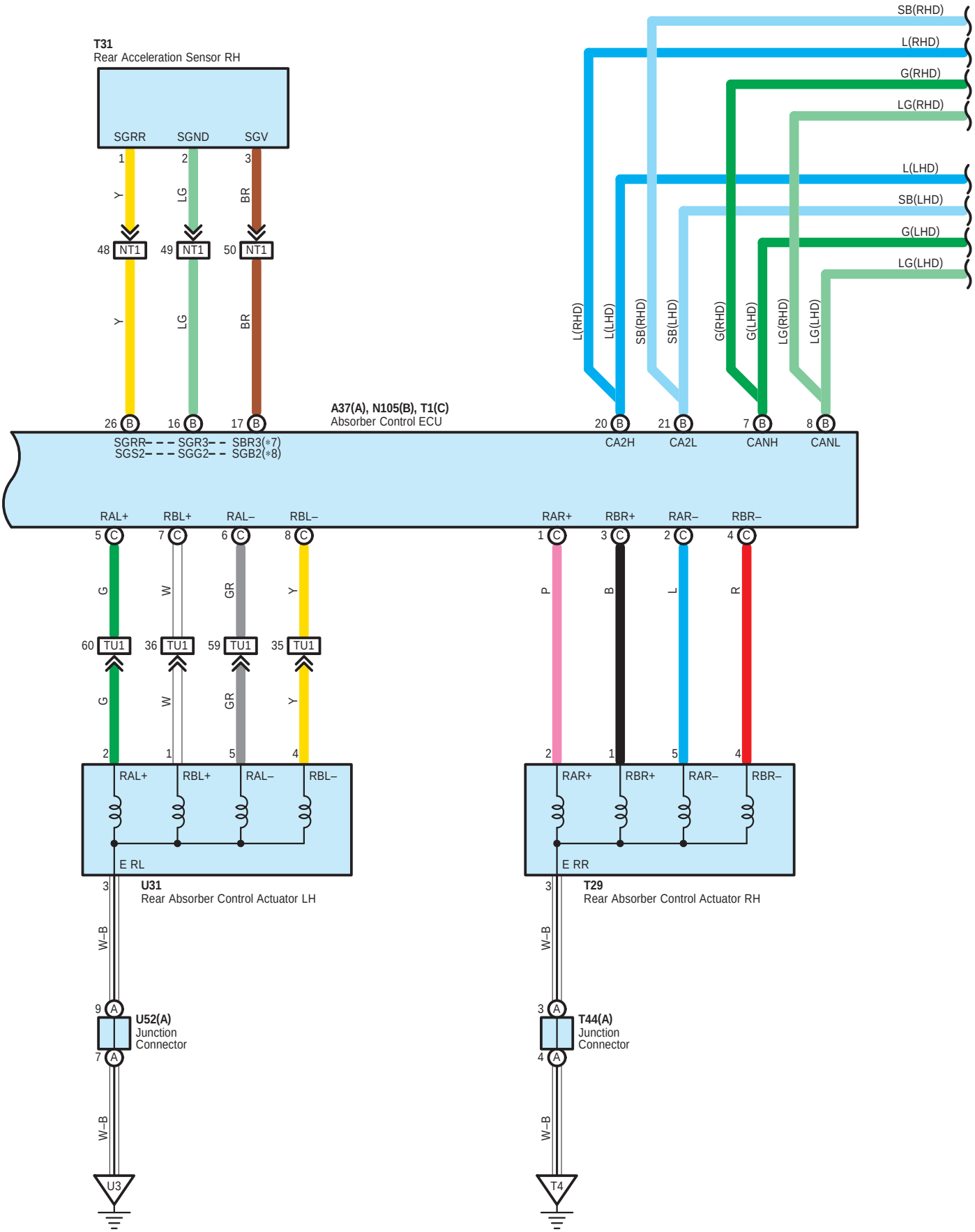

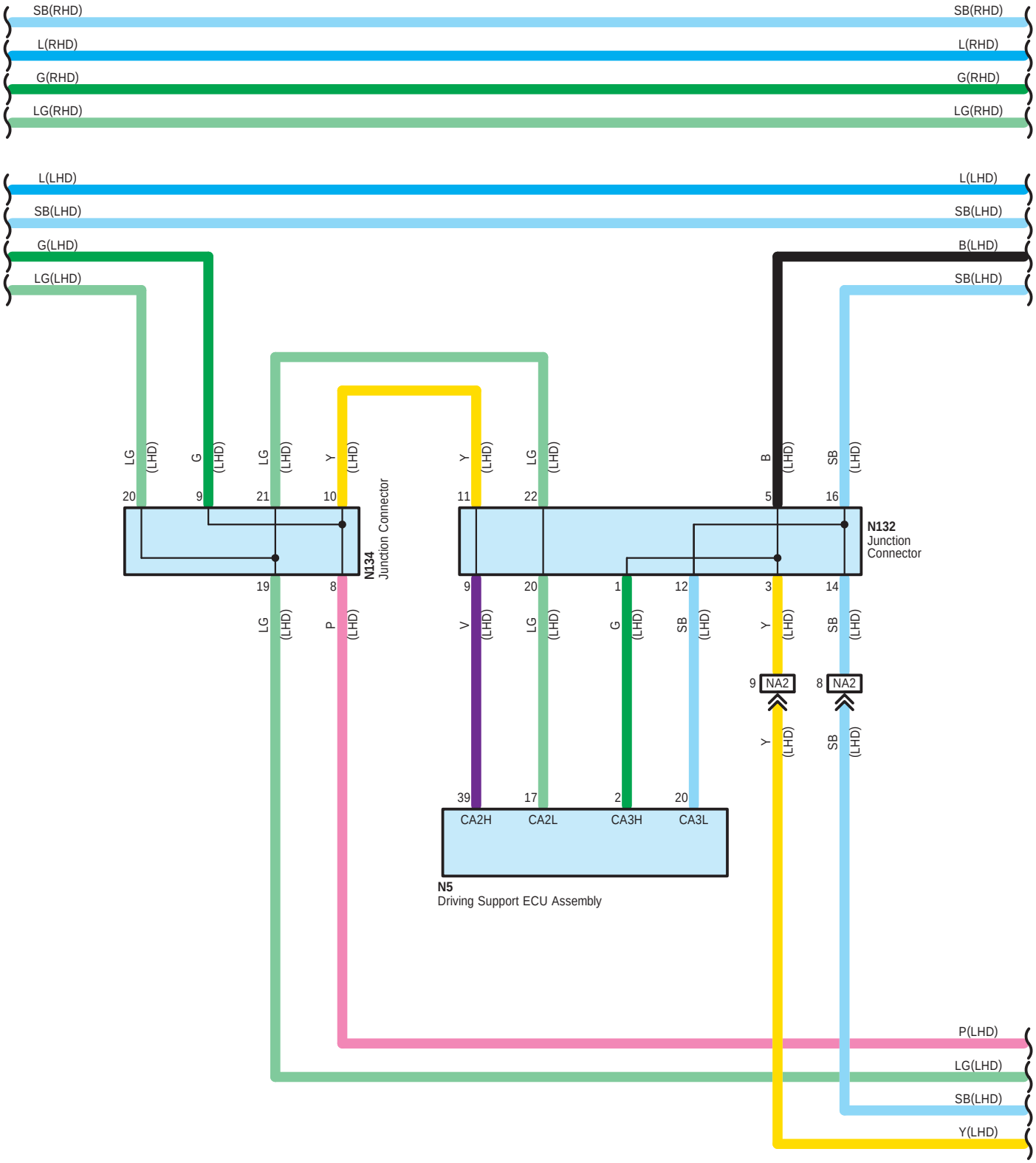
SB(RHD)
L(RHD)
G(RHD)
LG(RHD)
L(LHD)
SB(LHD)
G(LHD)
LG(LHD)
B(LHD)
N134
Junction Connector
N132
Junction
Connector
N5
Driving Support ECU Assembly
CA2H
CA2L
CA3H
CA3L
NA2
P(LHD)
Y(LHD)

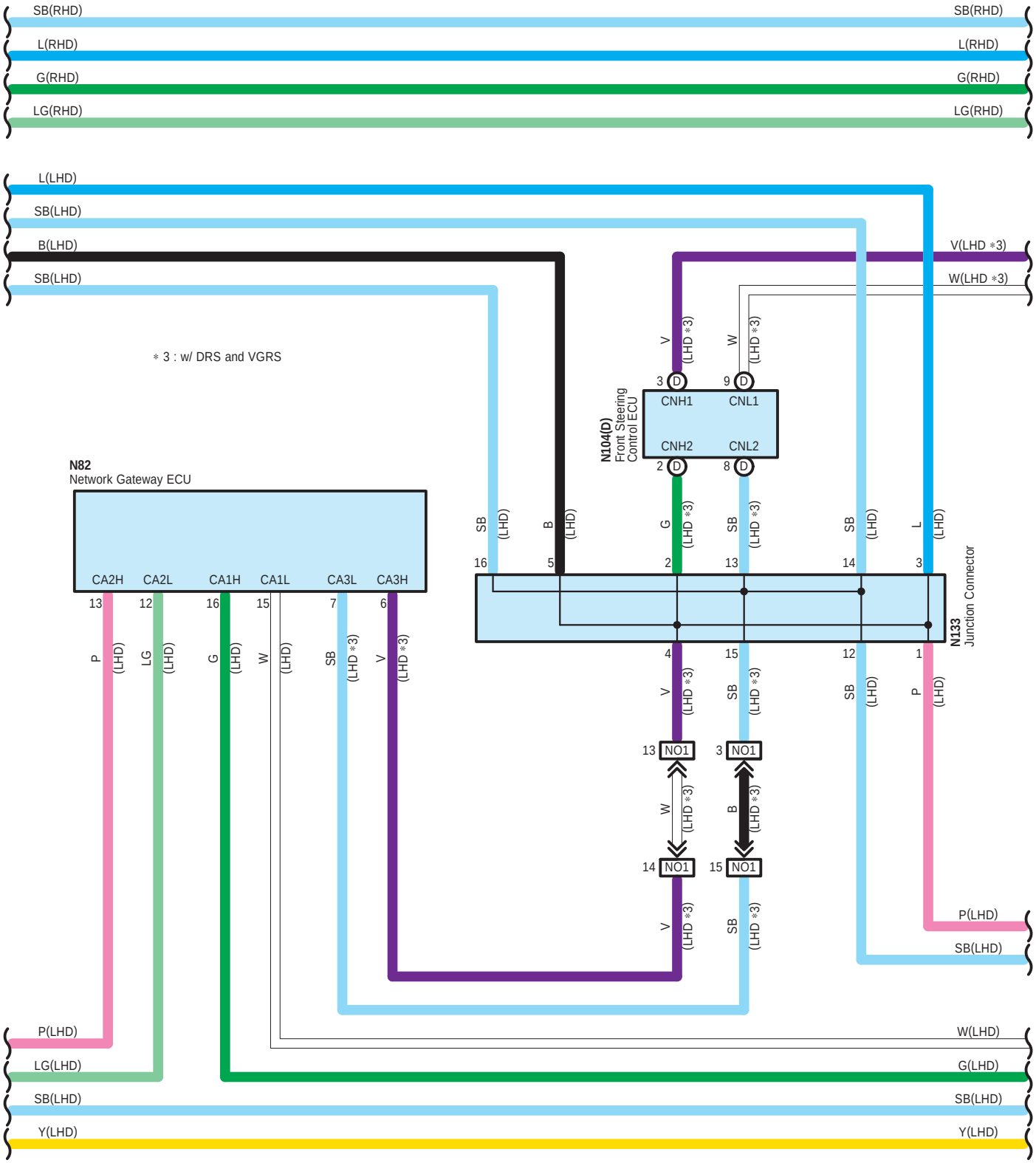
SB(RHD)
L(RHD)
G(RHD)
LG(RHD)
L(LHD)
SB(LHD)
B(LHD)
SB(LHD)
V(LHD ∗3)
W(LHD ∗3)
∗ 3 : w/ DRS and VGRS
N104(D)
Front Steering Control ECU
CNH1
CNL1
CNH2
CNL2
N82
Network Gateway ECU
CA2H
CA2L
CA1H
CA1L
CA3L
CA3H
N133
Junction Connector
NO1
P(LHD)
LG(LHD)
W(LHD)
G(LHD)
SB(LHD)
Y(LHD)

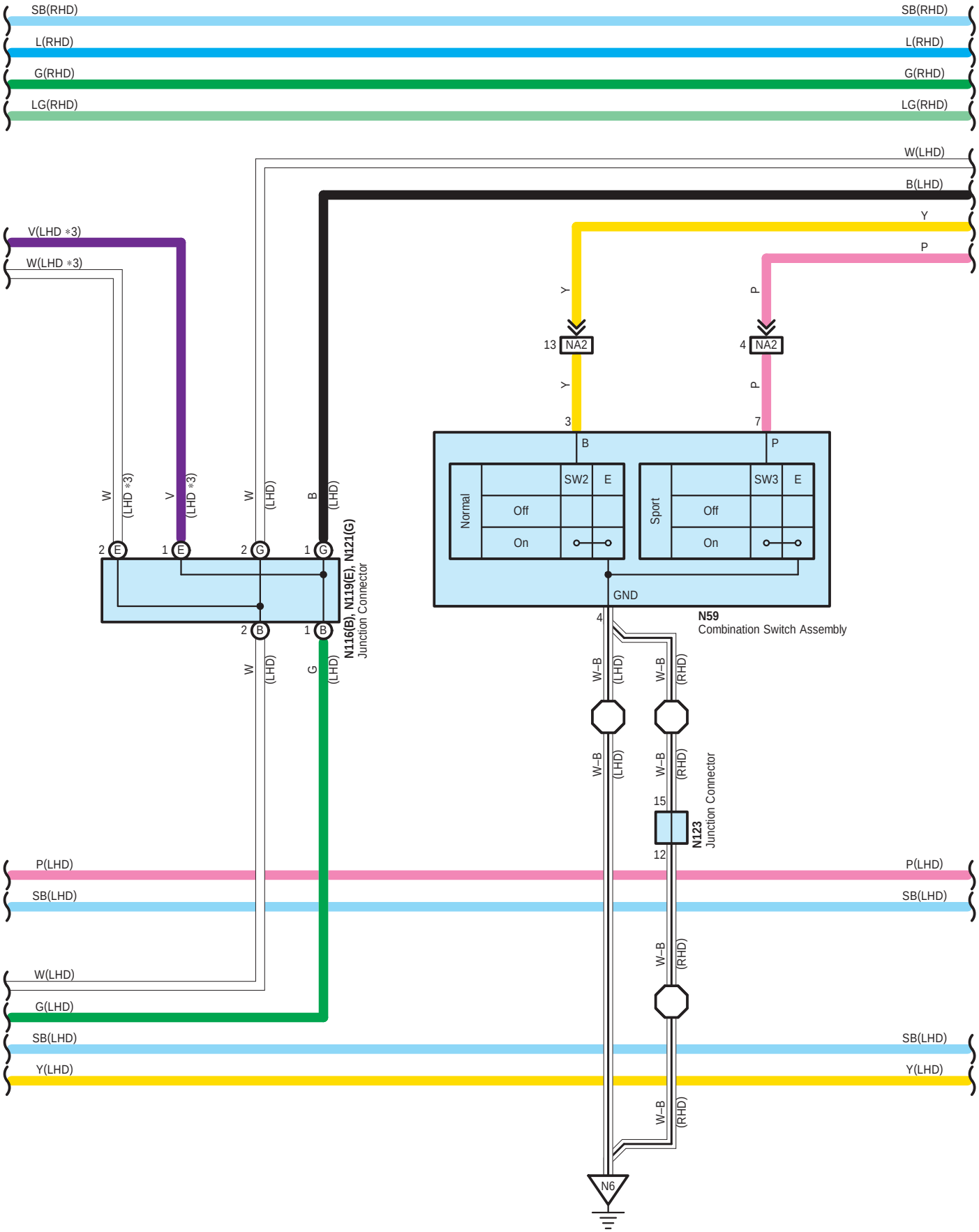
SB(RHD)
L(RHD)
G(RHD)
LG(RHD)
W(LHD)
B(LHD)
Y
P
V(LHD *3)
W(LHD *3)
13 NA2
4 NA2
3
7
B
P
Normal
Off
On
SW2
E
Sport
Off
On
SW3
E
GND
N59
Combination Switch Assembly
N116(B), N119(E), N121(G)
Junction Connector
N123
Junction Connector
P(LHD)
SB(LHD)
W(LHD)
G(LHD)
SB(LHD)
Y(LHD)
N6

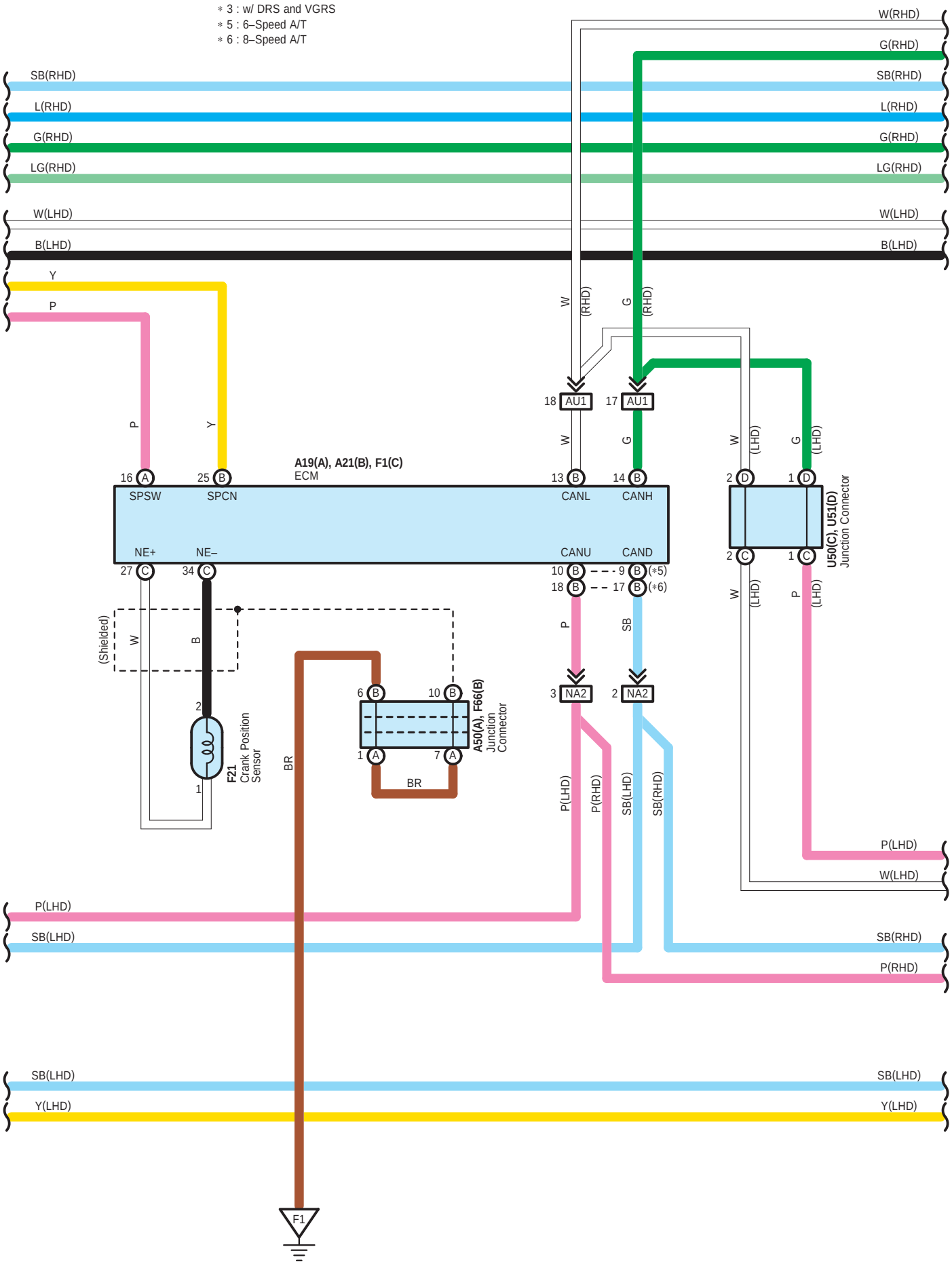
* 3 : w/ DRS and VGRS
* 5 : 6–Speed A/T
* 6 : 8–Speed A/T
SB(RHD)
L(RHD)
G(RHD)
LG(RHD)
W(LHD)
B(LHD)
Y
P
W(RHD)
G(RHD)
W
(RHD)
G
(RHD)
18 AU1
17 AU1
A19(A), A21(B), F1(C)
ECM
16 A SPSW
25 B SPCN
13 B CANL
14 B CANH
NE+
NE–
CANU
CAND
27 C
34 C
10 B
9 B (*5)
18 B
17 B (*6)
(Shielded)
B
2
1
F21
Crank Position Sensor
BR
6 B
10 B
1 A
7 A
A50(A), F66(B)
Junction Connector
3 NA2
2 NA2
P(LHD)
P(RHD)
SB(LHD)
SB(RHD)
2 D
1 D
2 C
1 C
U50(C), U51(D)
Junction Connector
(LHD)
F1

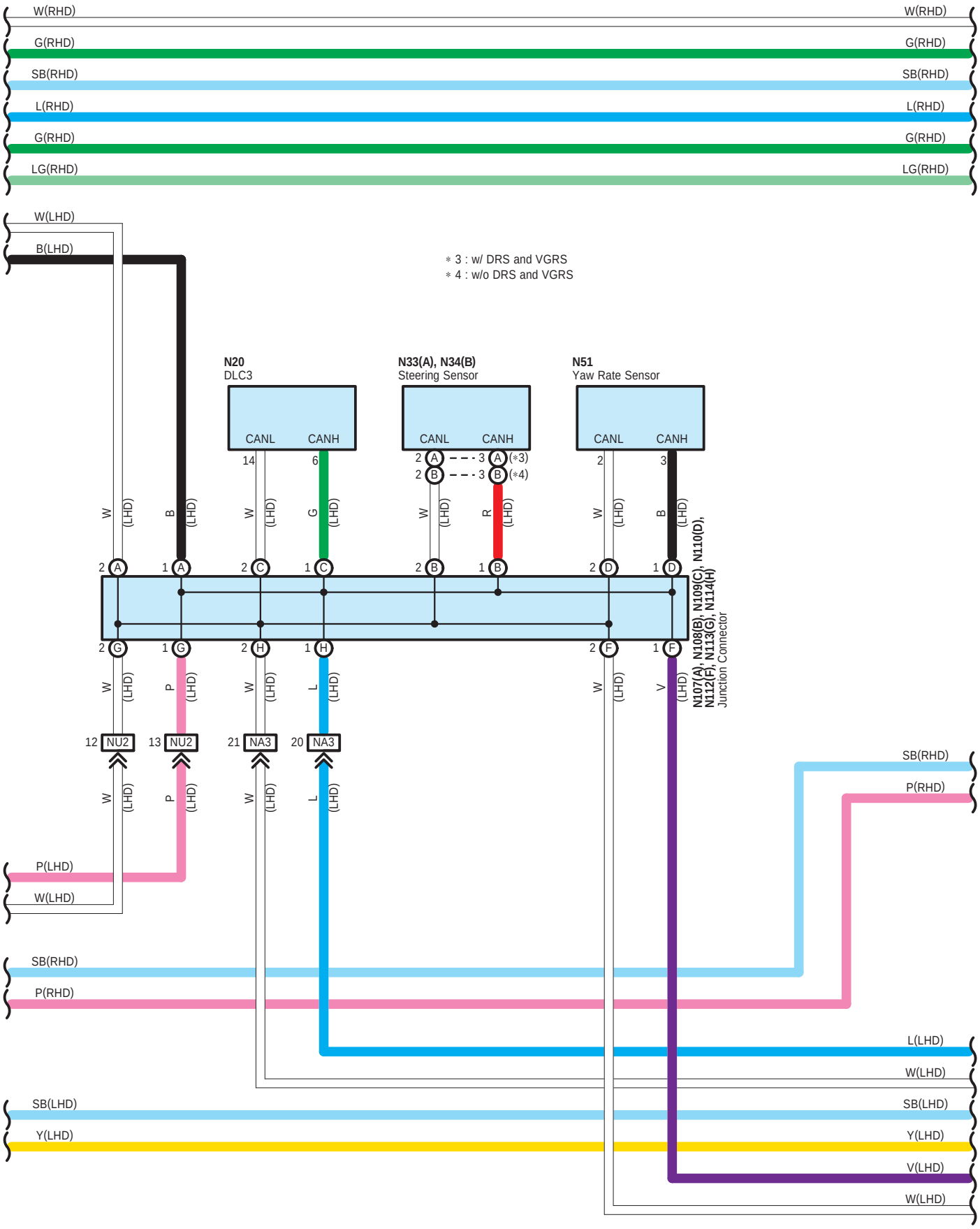
W(RHD)
G(RHD)
SB(RHD)
L(RHD)
G(RHD)
LG(RHD)
W(LHD)
B(LHD)
* 3 : w/ DRS and VGRS
* 4 : w/o DRS and VGRS
N20
DLC3
N33(A), N34(B)
Steering Sensor
N51
Yaw Rate Sensor
CANL
CANH
(*3)
(*4)
N107(A), N108(B), N109(C), N110(D),
N112(F), N113(G), N114(H)
Junction Connector
NU2
NA3
P(LHD)
SB(RHD)
P(RHD)
L(LHD)
Y(LHD)
V(LHD)

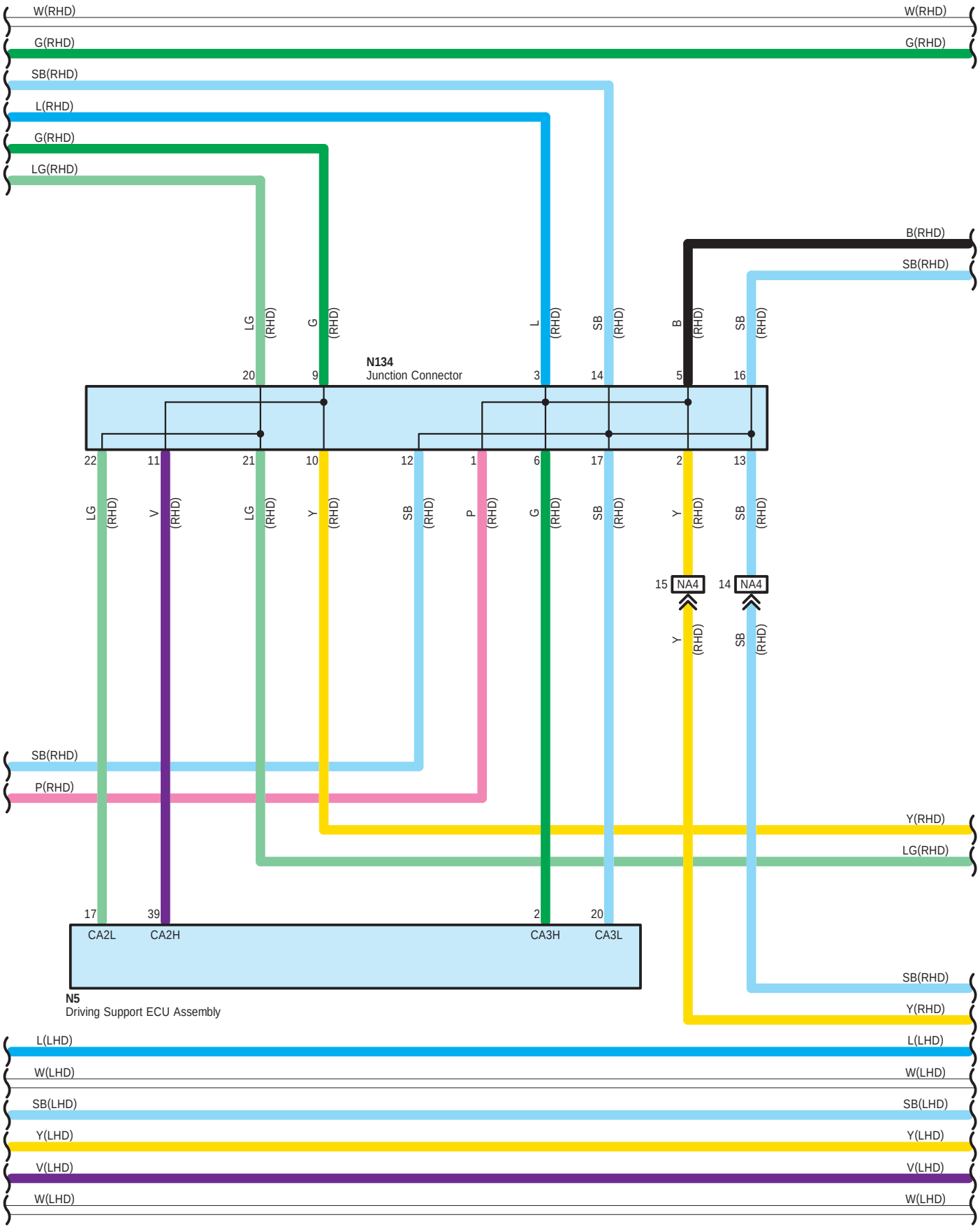
W(RHD)
G(RHD)
SB(RHD)
L(RHD)
G(RHD)
LG(RHD)
B(RHD)
SB(RHD)
N134
Junction Connector
20
9
3
14
5
16
22
11
21
10
12
1
6
17
2
13
15 NA4
14 NA4
SB(RHD)
P(RHD)
Y(RHD)
LG(RHD)
17
39
2
20
CA2L
CA2H
CA3H
CA3L
N5
Driving Support ECU Assembly
SB(RHD)
Y(RHD)
L(LHD)
W(LHD)
SB(LHD)
Y(LHD)
V(LHD)
W(LHD)

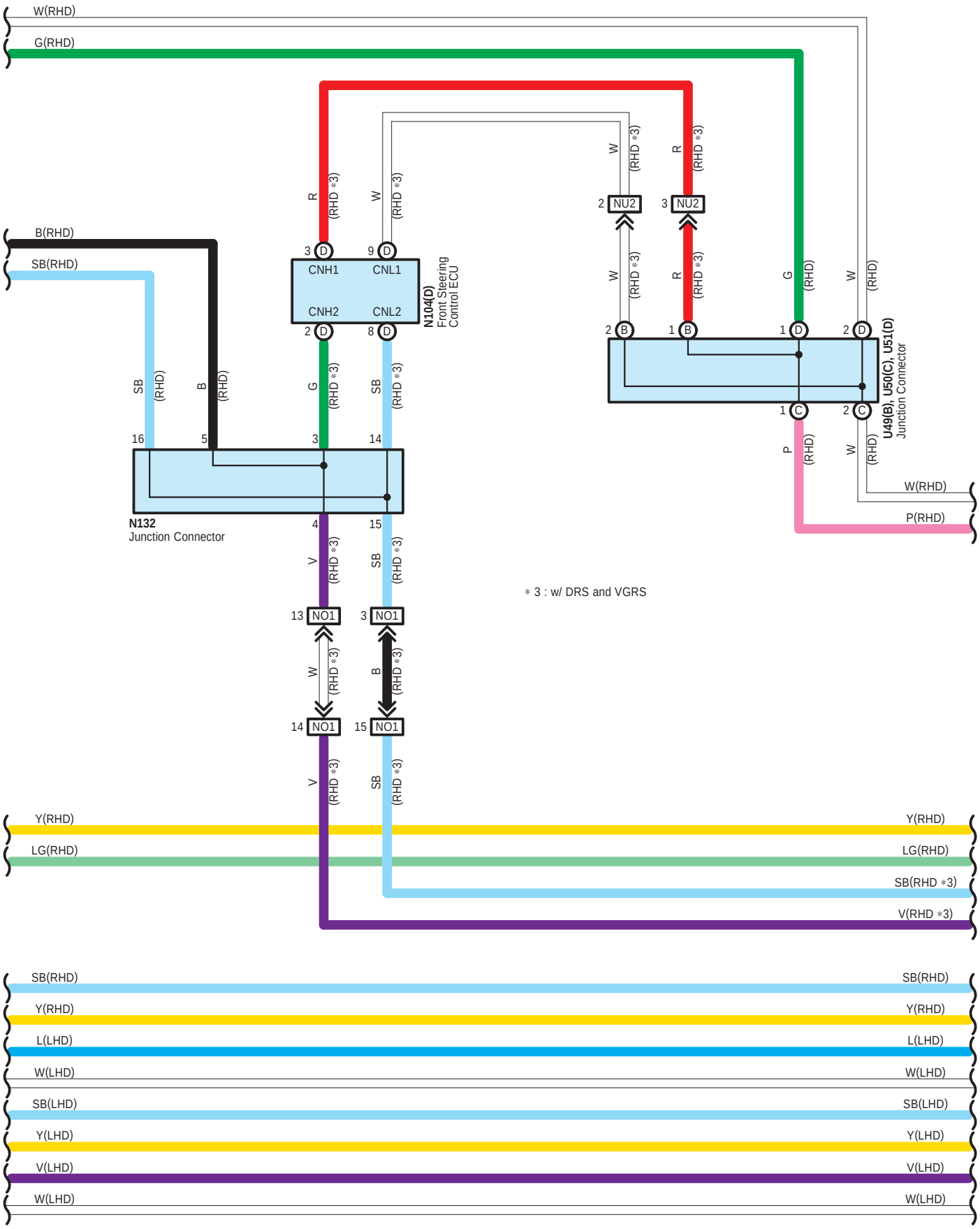
W(RHD)
G(RHD)
B(RHD)
SB(RHD)
R (RHD *3)
W (RHD *3)
CNH1
CNL1
CNH2
CNL2
N104(D)
Front Steering Control ECU
NU2
U49(B), U50(C), U51(D)
Junction Connector
N132
Junction Connector
NO1
P(RHD)
* 3 : w/ DRS and VGRS
Y(RHD)
LG(RHD)
SB(RHD *3)
V(RHD *3)
SB(RHD)
Y(RHD)
L(LHD)
W(LHD)
SB(LHD)
Y(LHD)
V(LHD)
W(LHD)

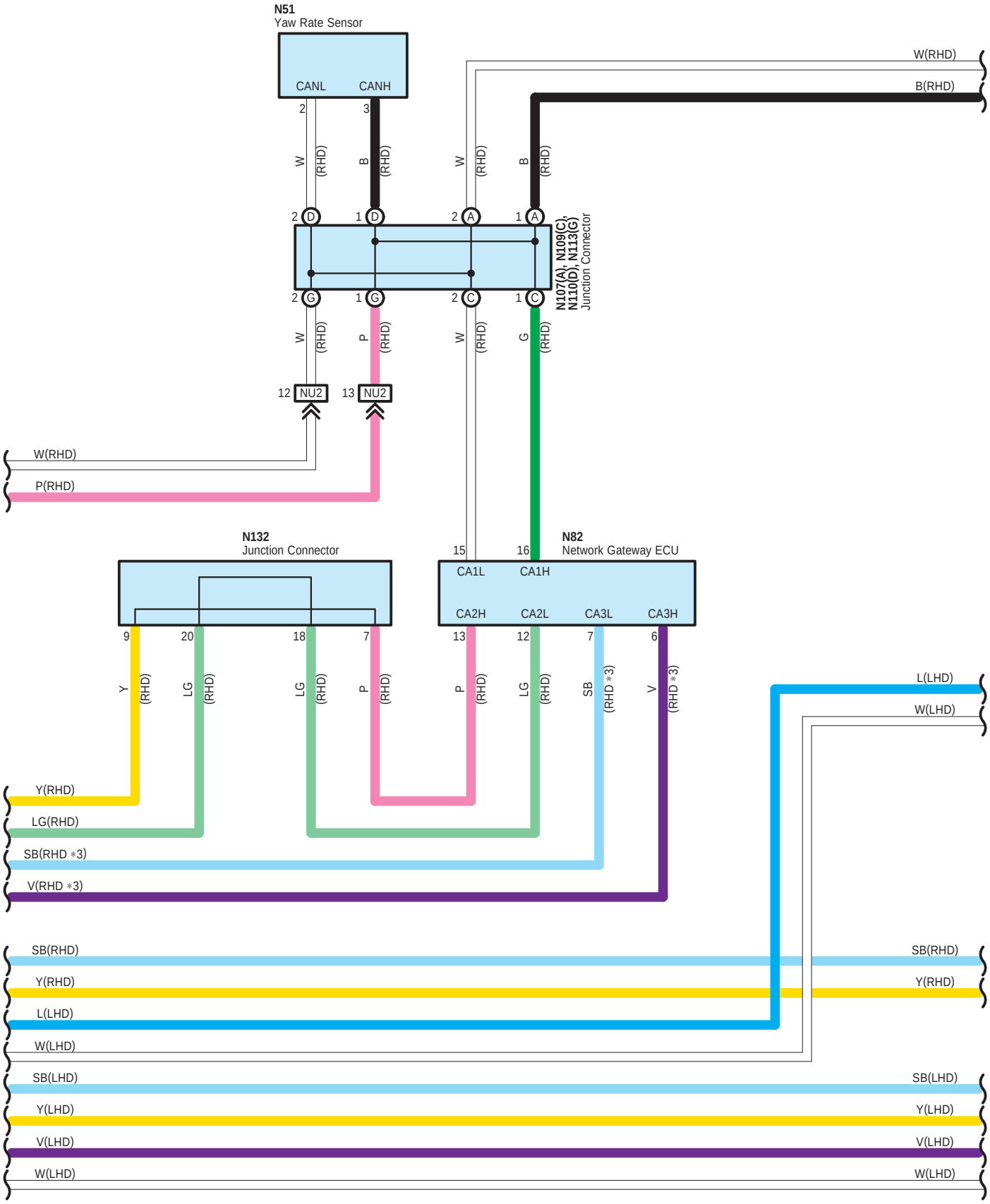
N51
Yaw Rate Sensor
CANL
CANH
2
3
W
(RHD)
B
(RHD)
W
(RHD)
B
(RHD)
W(RHD)
B(RHD)
2 D
1 D
2 A
1 A
N107(A), N109(C),
N110(D), N113(G)
Junction Connector
2 G
1 G
2 C
1 C
W
(RHD)
P
(RHD)
W
(RHD)
G
(RHD)
12 NU2
13 NU2
W(RHD)
P(RHD)
N132
Junction Connector
N82
Network Gateway ECU
15
16
CA1L
CA1H
CA2H
CA2L
CA3L
CA3H
9
20
18
7
13
12
7
6
Y
(RHD)
LG
(RHD)
LG
(RHD)
P
(RHD)
P
(RHD)
LG
(RHD)
SB
(RHD *3)
V
(RHD *3)
L(LHD)
W(LHD)
Y(RHD)
LG(RHD)
SB(RHD *3)
V(RHD *3)
SB(RHD)
Y(RHD)
L(LHD)
W(LHD)
SB(RHD)
Y(RHD)
SB(LHD)
Y(LHD)
V(LHD)
W(LHD)
SB(LHD)
Y(LHD)
V(LHD)
W(LHD)

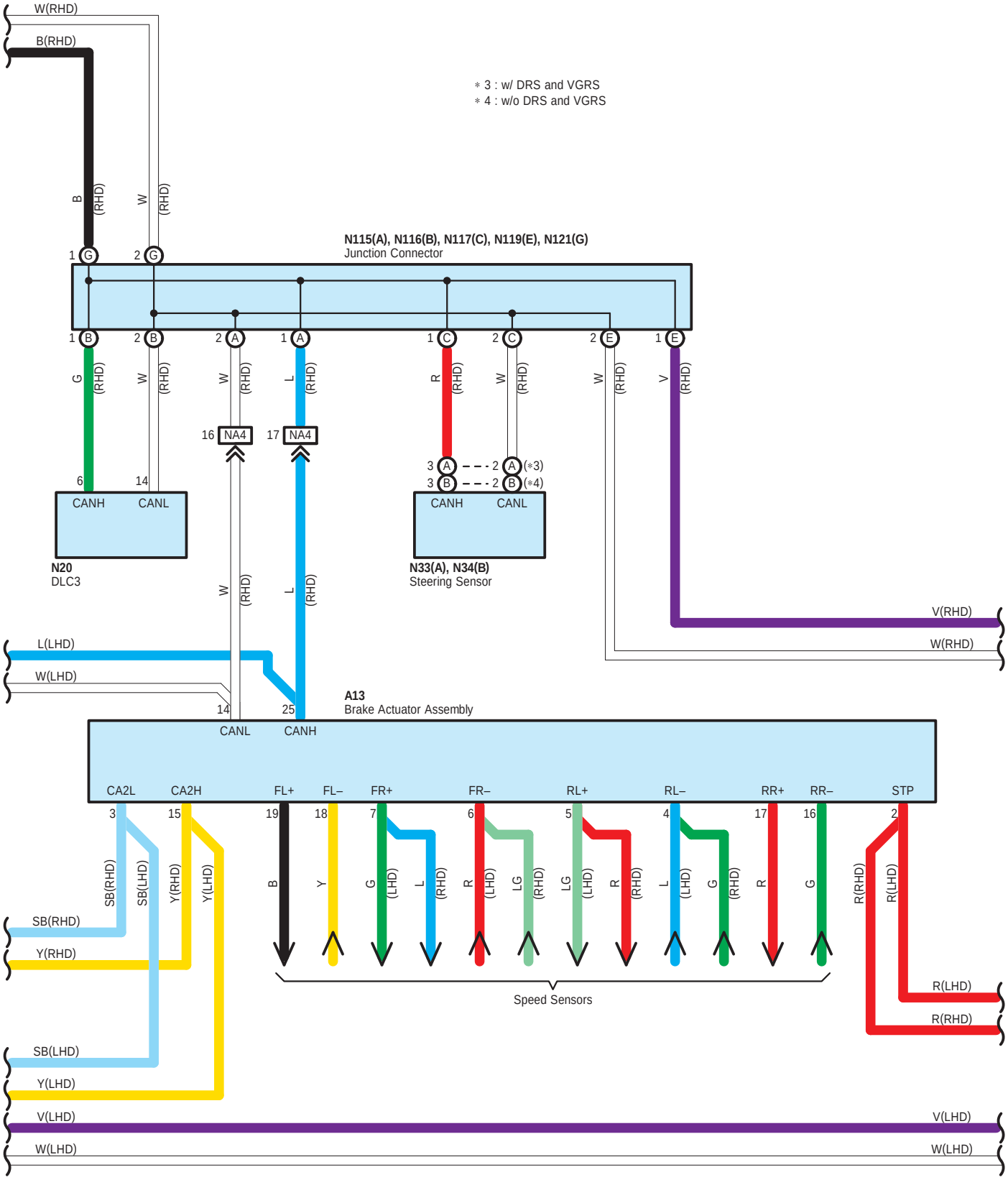
W(RHD)
B(RHD)
∗ 3 : w/ DRS and VGRS
∗ 4 : w/o DRS and VGRS
N115(A), N116(B), N117(C), N119(E), N121(G)
Junction Connector
CANH
CANL
N20
DLC3
NA4
N33(A), N34(B)
Steering Sensor
V(RHD)
W(RHD)
L(LHD)
W(LHD)
A13
Brake Actuator Assembly
CA2L
CA2H
FL+
FL–
FR+
FR–
RL+
RL–
RR+
RR–
STP
SB(RHD)
SB(LHD)
Y(RHD)
Y(LHD)
Speed Sensors
R(LHD)
R(RHD)
V(LHD)
W(LHD)

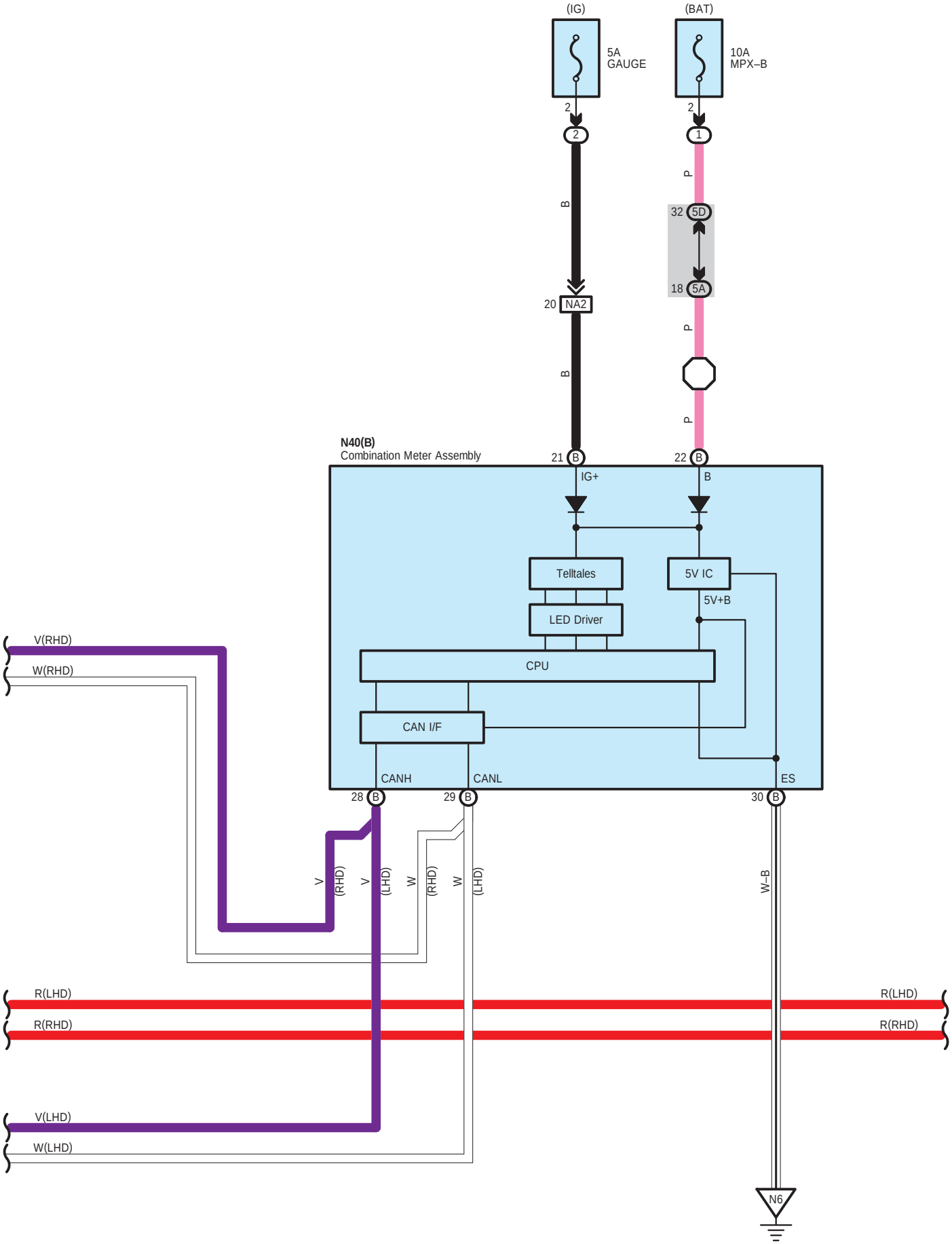
(IG)
(BAT)
5A
GAUGE
10A
MPX–B
2
2
2
1
B
P
32
5D
18
5A
20
NA2
B
P
P
N40(B)
Combination Meter Assembly
21
B
22
B
IG+
B
Telltales
5V IC
5V+B
LED Driver
CPU
CAN I/F
CANH
CANL
ES
28
B
29
B
30
B
V(RHD)
W(RHD)
V
(RHD)
V
(LHD)
W
(RHD)
W
(LHD)
W–B
R(LHD)
R(RHD)
R(LHD)
R(RHD)
V(LHD)
W(LHD)
N6

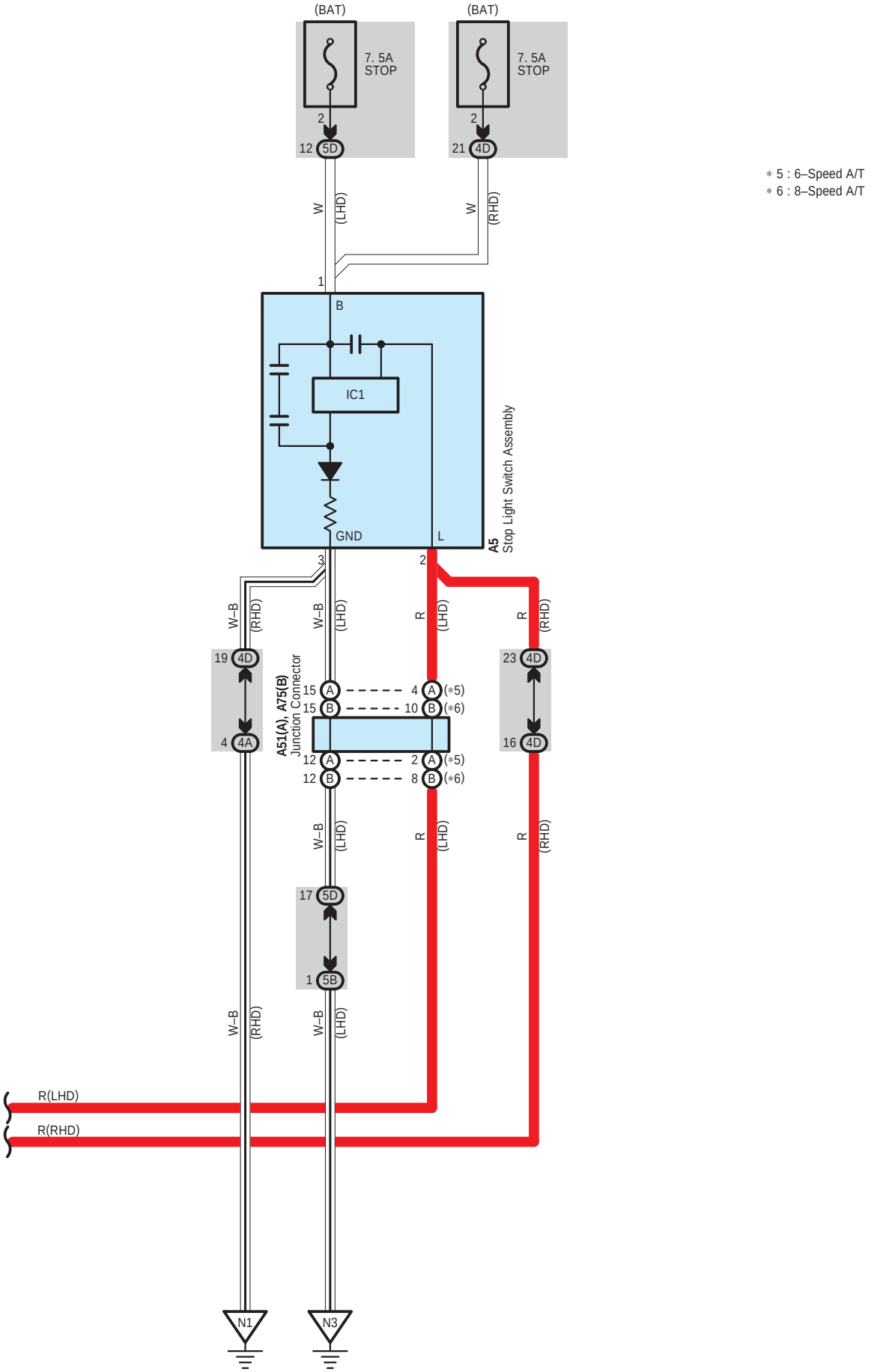
(BAT)
7. 5A
STOP
2
12 5D
(BAT)
7. 5A
STOP
2
21 4D
W
(LHD)
W
(RHD)
1
B
IC1
GND
L
A5
Stop Light Switch Assembly
3
2
W–B
(RHD)
W–B
(LHD)
R
(LHD)
R
(RHD)
19 4D
4 4A
A51(A), A75(B)
Junction Connector
15 A
15 B
4 A (*5)
10 B (*6)
12 A
12 B
2 A (*5)
8 B (*6)
23 4D
16 4D
W–B
(LHD)
R
(LHD)
R
(RHD)
17 5D
1 5B
W–B
(RHD)
W–B
(LHD)
R(LHD)
R(RHD)
N1
N3
* 5 : 6–Speed A/T
* 6 : 8–Speed A/T

A 5
White

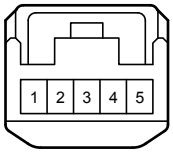

A 8
Black



A 13
Black

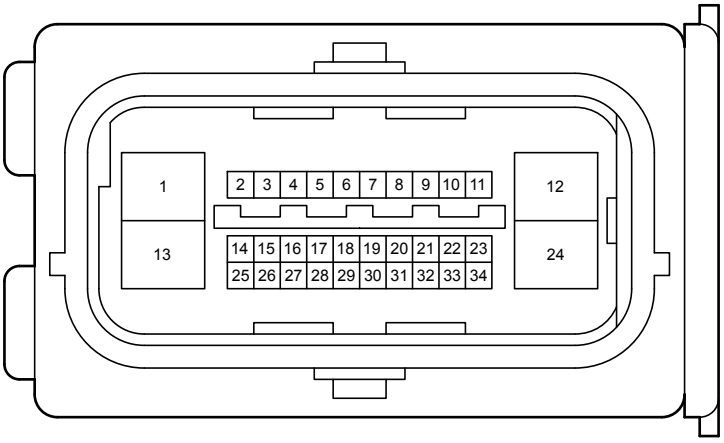

A 17
Black

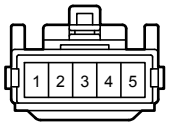

A 19
White

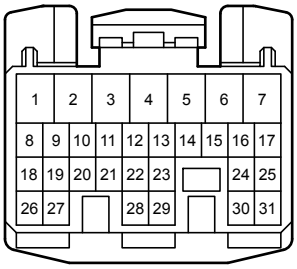

A 21
White

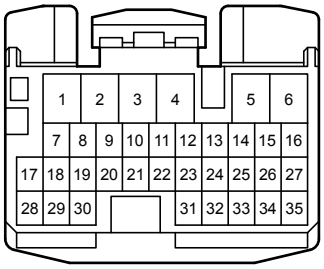

A 37
Black

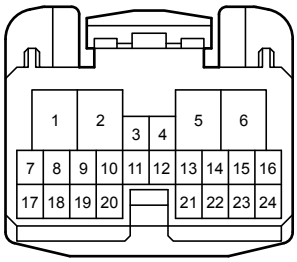

A 42
Black

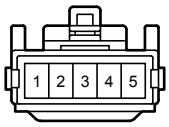

A 50
Gray

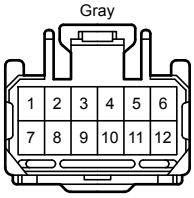

A 51
Blue

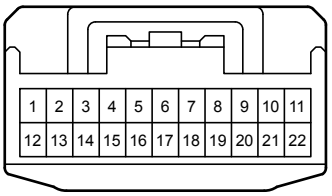

A 53
Black

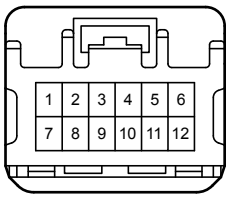

A 68
Gray

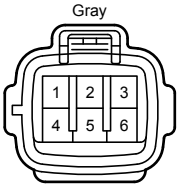

A 69
Gray

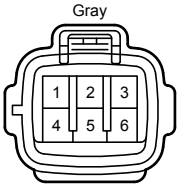

A 75
White

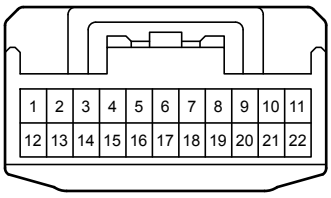

F 1
White

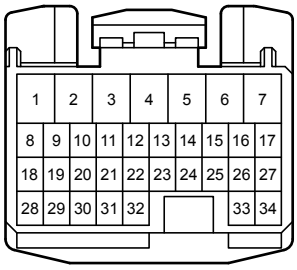

F 21
Black

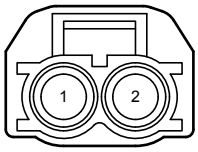

F 66
Gray

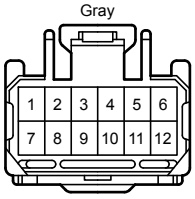

N 5
White

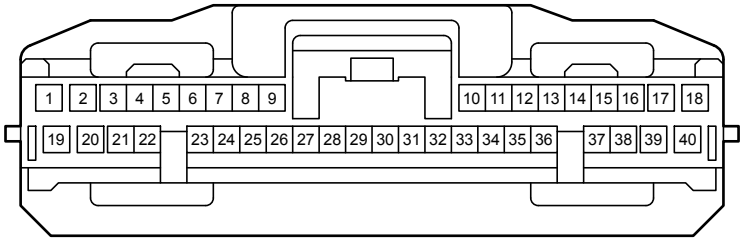

N 20
Black

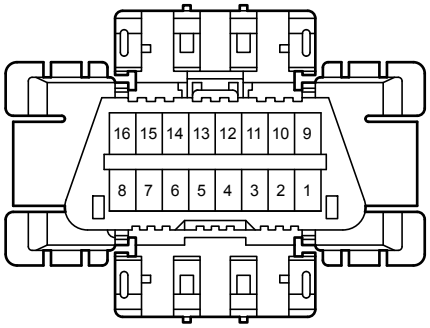

N 33
White

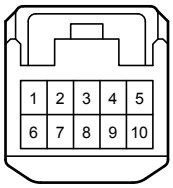

N 34
Black



N 40
Black

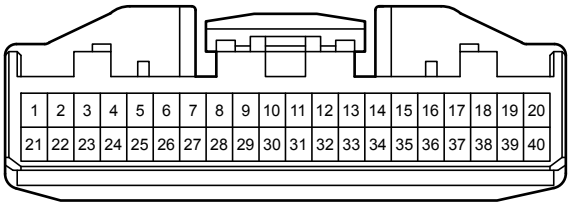

N 51
Black



N 59
Black

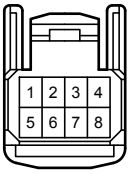

N 82
White

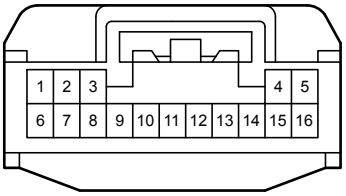

N104
White

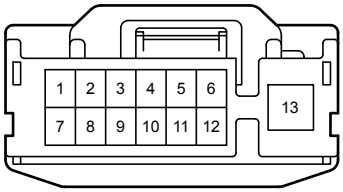

N105
Black

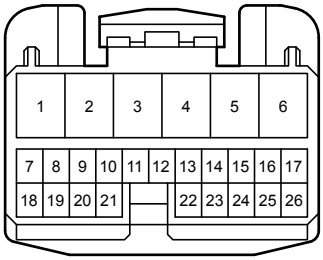

N107
White

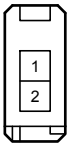

N108
White

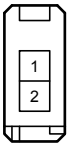

N109
White

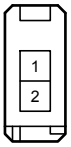

N110
White

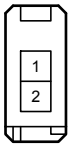

N112
White

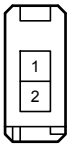

N113
White

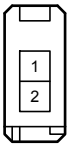

N114
White

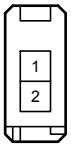

N115
White

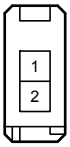

N116
White

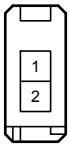

N117
White

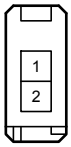

N119
White

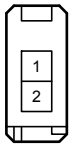

N121
White

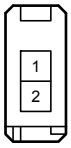

N123
Blue

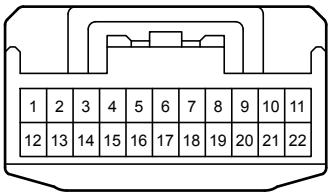

N132
Black

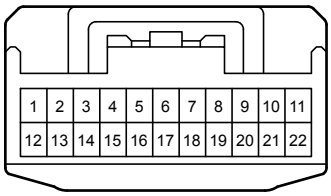

N133
Black

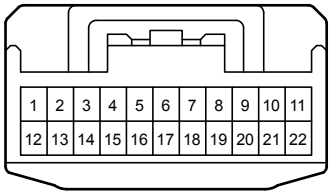

N134
Black

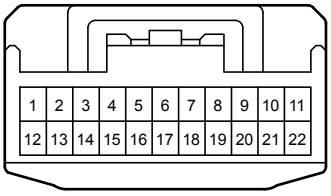

T 1
Black

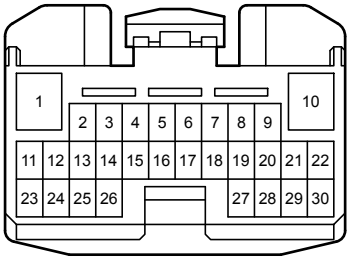

T 29
Black

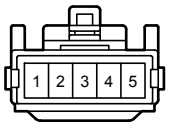

T 31
Black



T 44
Blue



U 31
Black

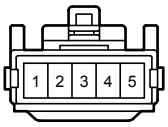

U 49
White

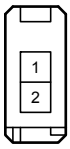

U 50
White

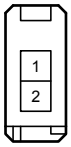

U 51
White

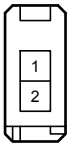

U 52
Blue



4A
White

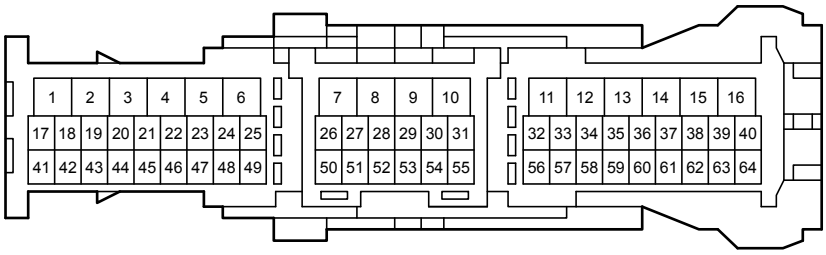

4D
White

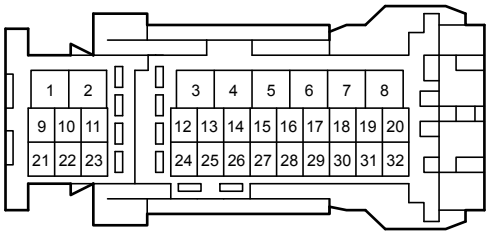

5A
White

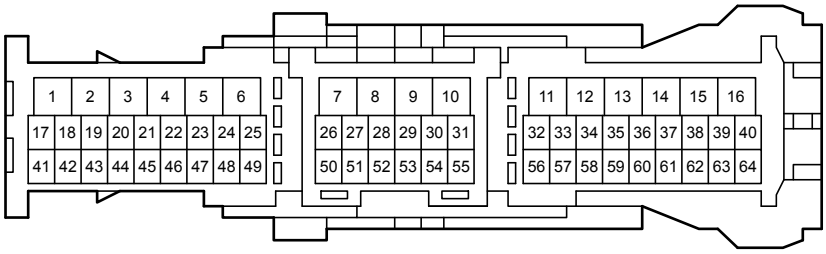

5B
White

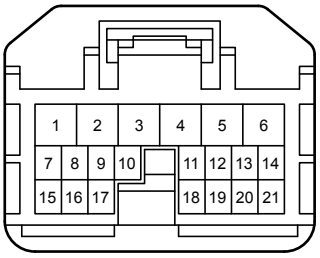

5D
White

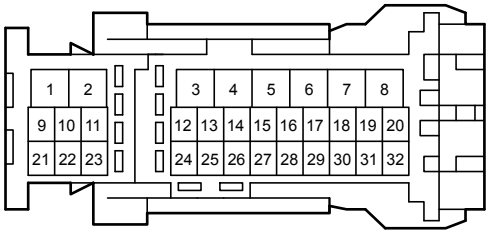

AU1
White

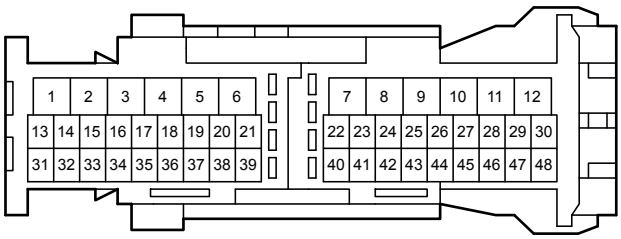

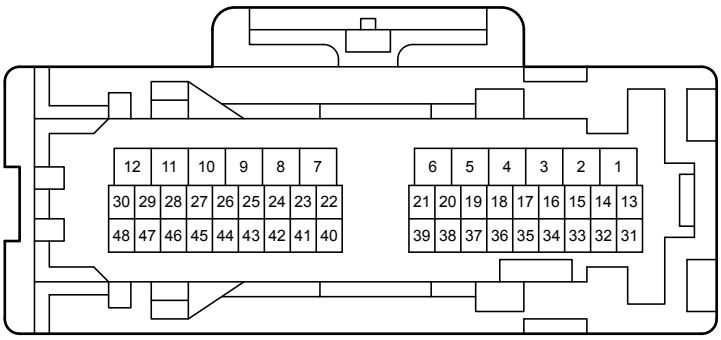

NA2
White

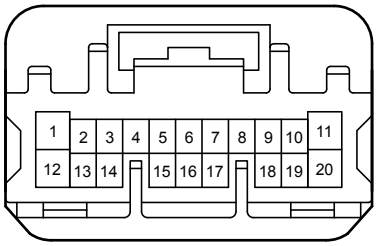

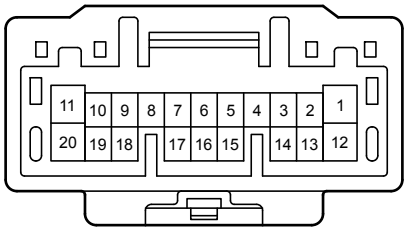

NA3
White

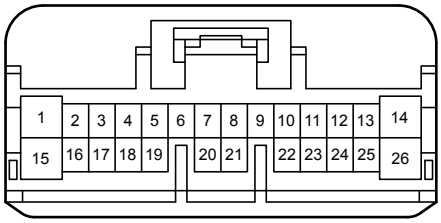

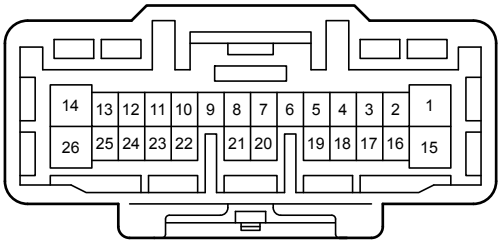

NA4
Gray

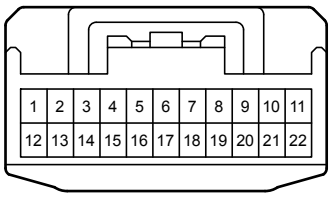

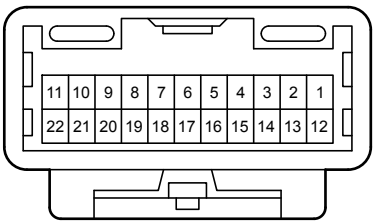

NO1
White

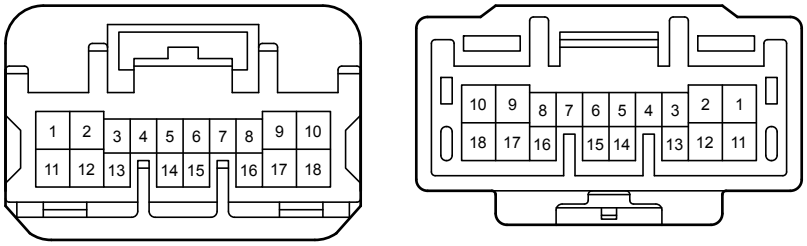

NT1
White

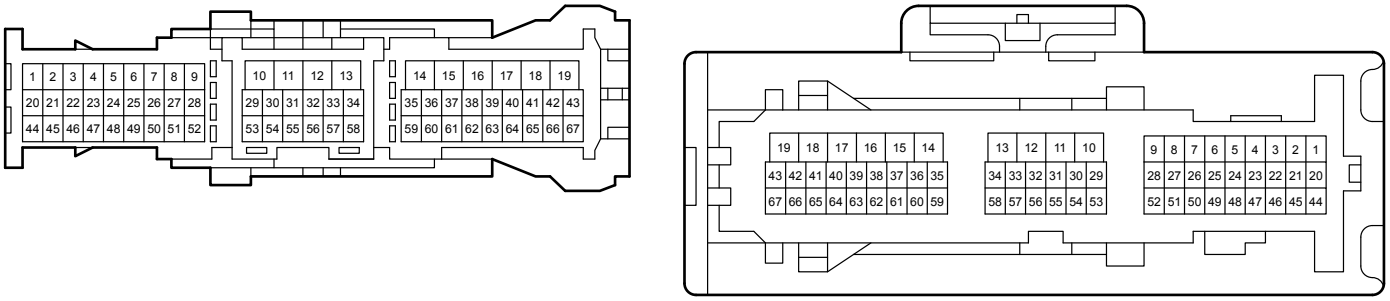

NU2
White

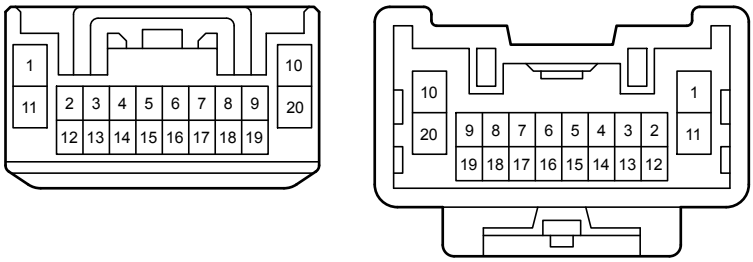
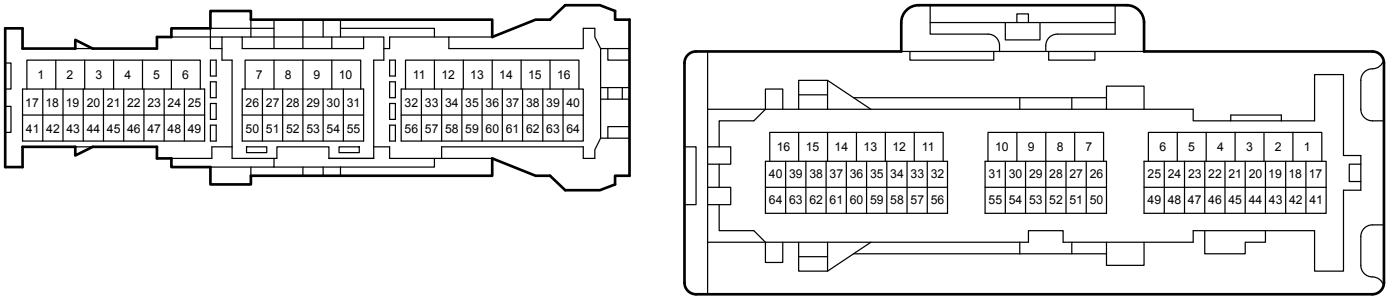
TU1
White