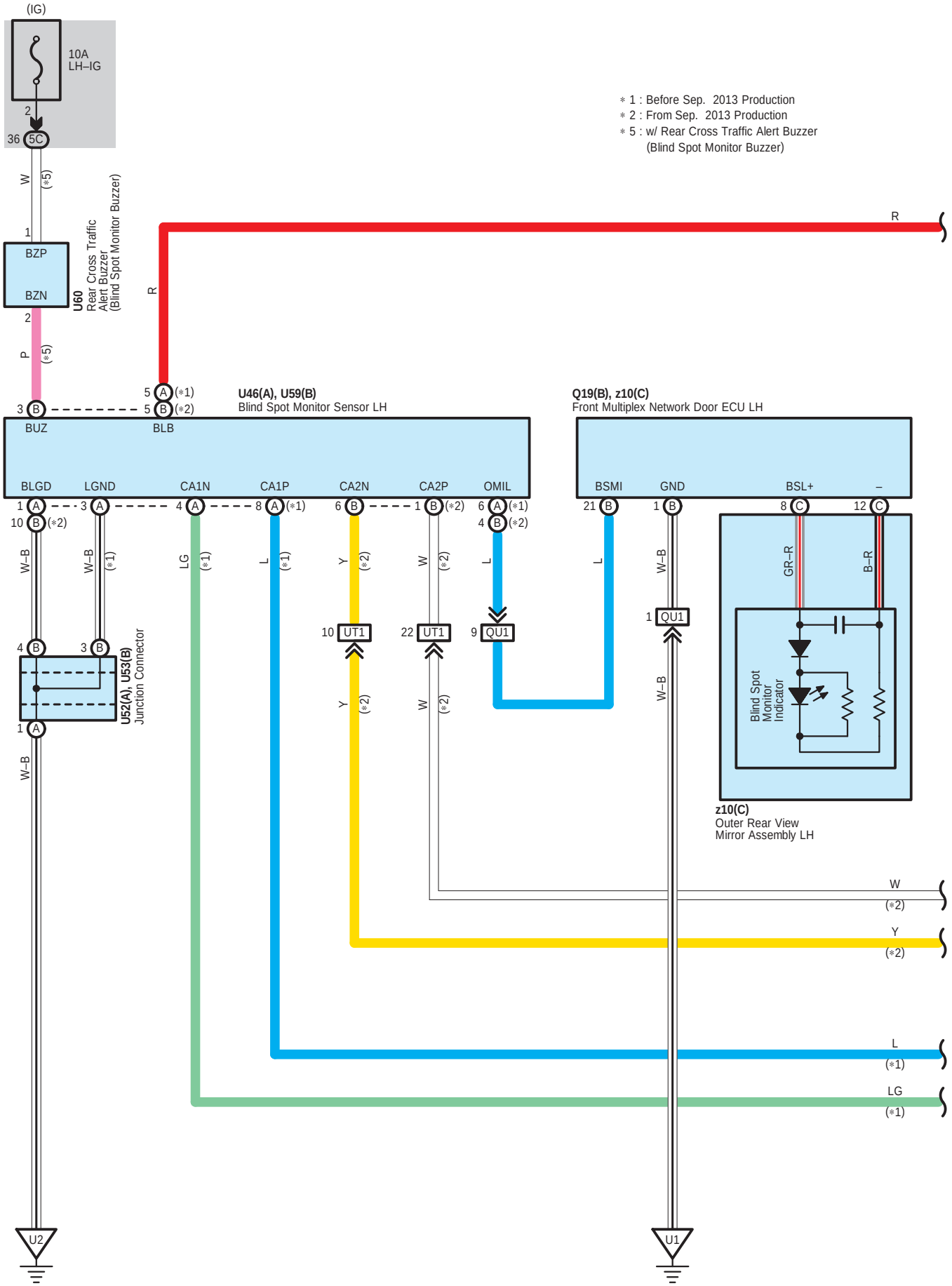
(IG)
10A
LH–IG
2
36 5C
W
(*5)
1
BZP
BZN
U60
Rear Cross Traffic
Alert Buzzer
(Blind Spot Monitor Buzzer)
2
P
(*5)
R
R
5 A (*1)
5 B (*2)
3 B
BUZ
BLB
U46(A), U59(B)
Blind Spot Monitor Sensor LH
BLGD
LGND
CA1N
CA1P
CA2N
CA2P
OMIL
1 A
10 B (*2)
3 A
4 A
8 A (*1)
6 B
1 B (*2)
6 A (*1)
4 B (*2)
W–B
W–B
(*1)
LG
(*1)
L
(*1)
Y
(*2)
W
(*2)
L
4 B
3 B
1 A
U52(A), U53(B)
Junction Connector
W–B
10 UT1
22 UT1
9 QU1
Y
(*2)
W
(*2)
Q19(B), z10(C)
Front Multiplex Network Door ECU LH
BSMI
GND
BSL+
–
21 B
1 B
8 C
12 C
L
L
W–B
1 QU1
W–B
GR–R
B–R
Blind Spot
Monitor
Indicator
z10(C)
Outer Rear View
Mirror Assembly LH
W
(*2)
Y
(*2)
L
(*1)
LG
(*1)
U2
U1
* 1 : Before Sep. 2013 Production
* 2 : From Sep. 2013 Production
* 5 : w/ Rear Cross Traffic Alert Buzzer
(Blind Spot Monitor Buzzer)

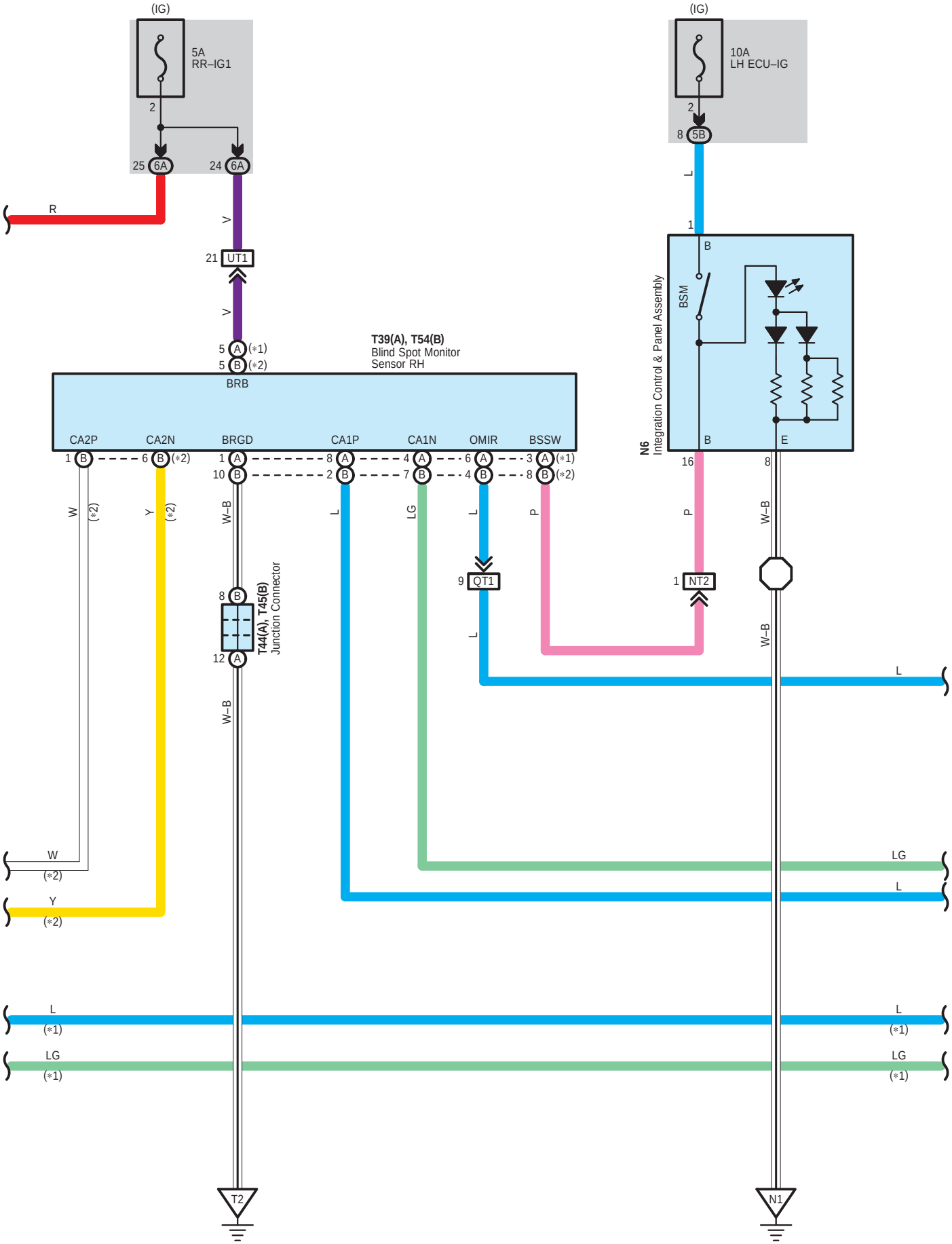
(IG)
5A
RR–IG1
2
25 6A
24 6A
R
V
21 UT1
V
5 A (*1)
5 B (*2)
BRB
T39(A), T54(B)
Blind Spot Monitor
Sensor RH
CA2P
CA2N
BRGD
CA1P
CA1N
OMIR
BSSW
1 B
6 B (*2)
1 A
10 B
8 A
2 B
4 A
7 B
6 A
4 B
3 A (*1)
8 B (*2)
W
(*2)
Y
(*2)
W–B
L
LG
L
P
8 B
12 A
T44(A), T45(B)
Junction Connector
W–B
9 QT1
L
1 NT2
P
W–B
W–B
L
W
(*2)
Y
(*2)
LG
L
L
(*1)
L
(*1)
LG
(*1)
LG
(*1)
T2
N1
(IG)
10A
LH ECU–IG
2
8 5B
L
1
B
BSM
N6
Integration Control & Panel Assembly
B
E
16
8

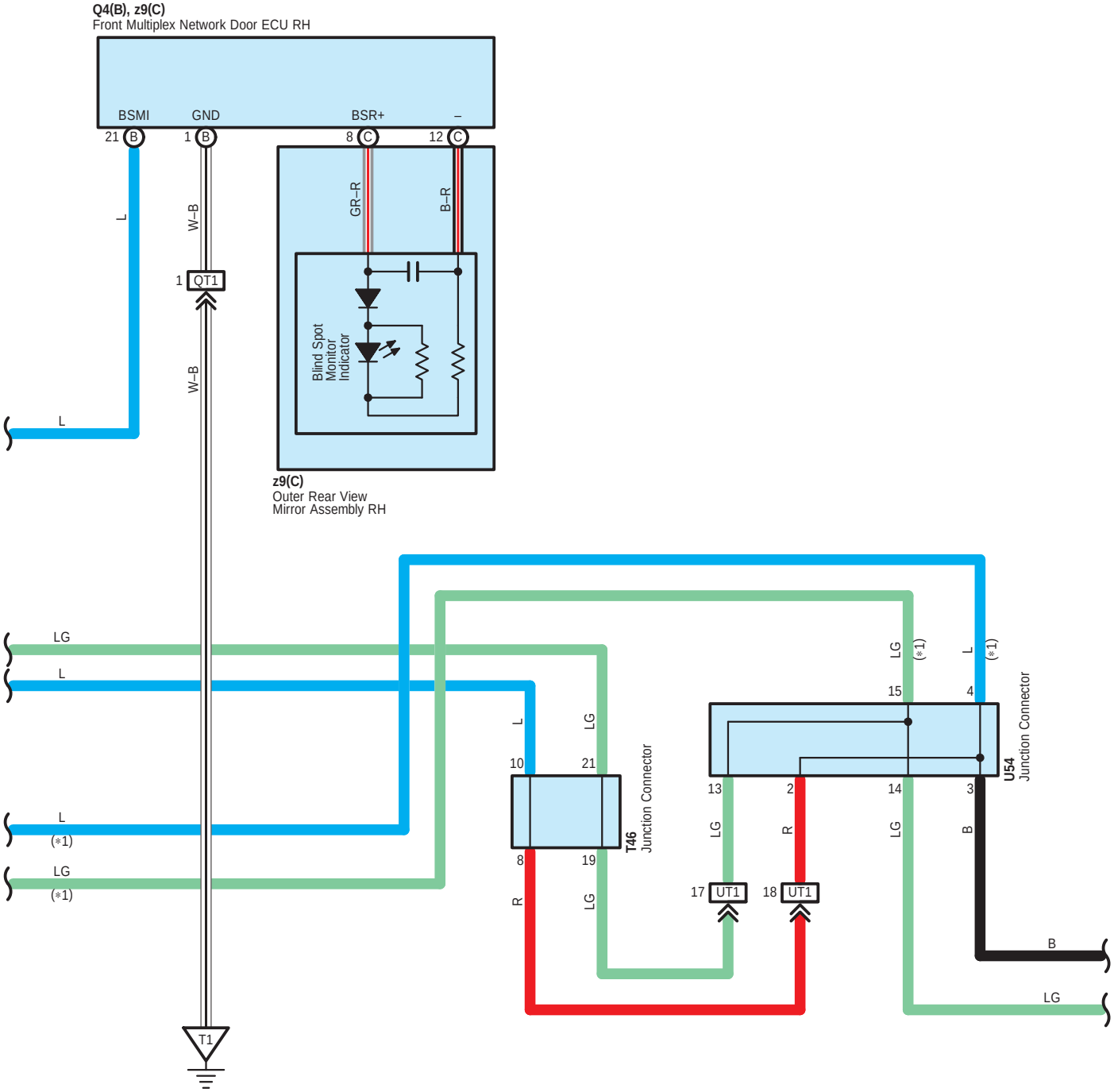
Q4(B), z9(C)
Front Multiplex Network Door ECU RH
BSMI
GND
BSR+
–
21 B
1 B
8 C
12 C
L
W–B
1 QT1
W–B
GR–R
B–R
Blind Spot Monitor Indicator
L
z9(C)
Outer Rear View Mirror Assembly RH
LG
L
L
(*1)
LG
(*1)
L
10
LG
21
8
19
R
LG
T46
Junction Connector
LG
(*1)
L
(*1)
15
4
13
2
14
3
U54
Junction Connector
LG
R
LG
B
17 UT1
18 UT1
B
LG
T1

＊1 : Before Sep. 2013 Production
＊3 : w/ DRS and VGRS

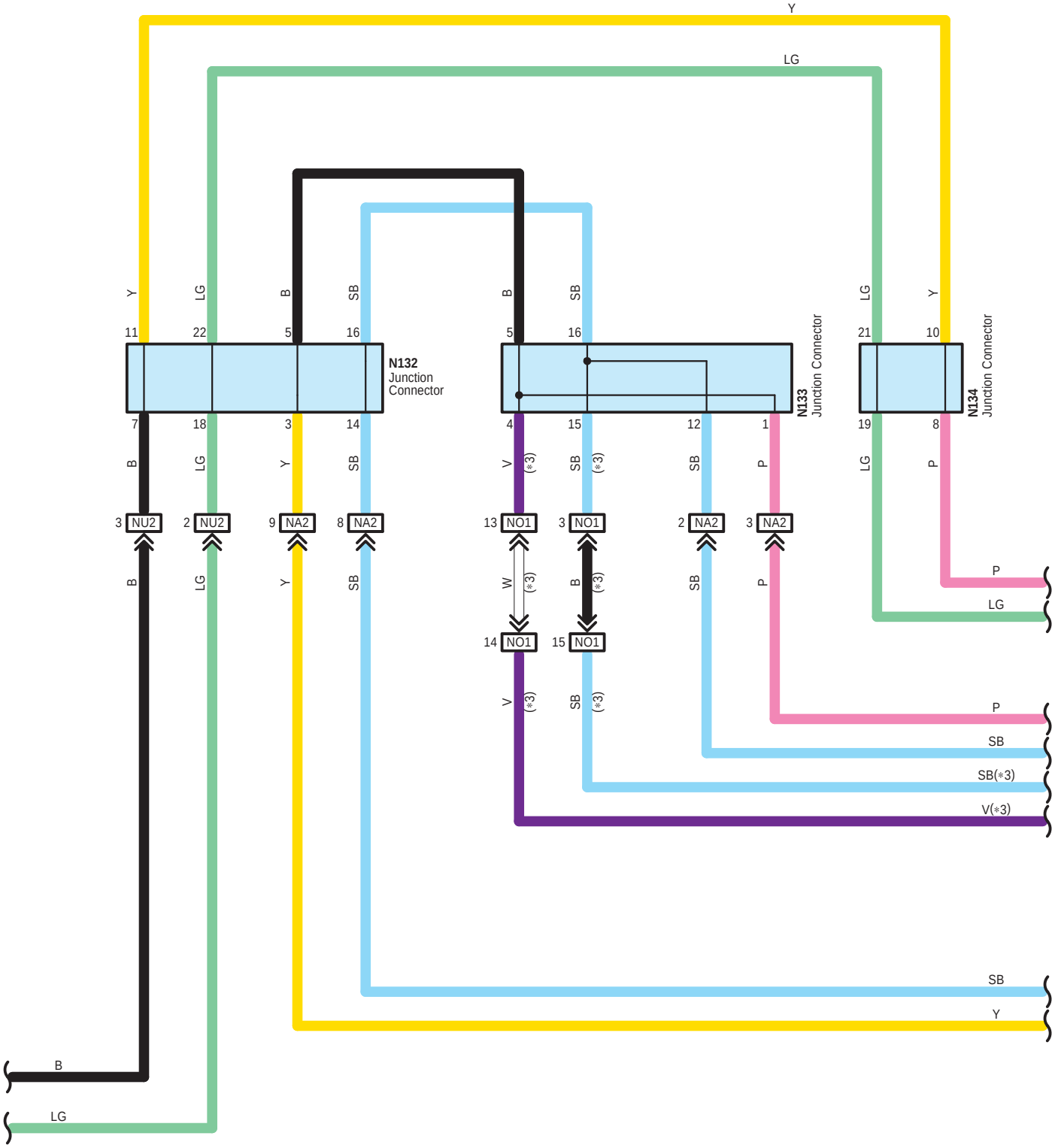

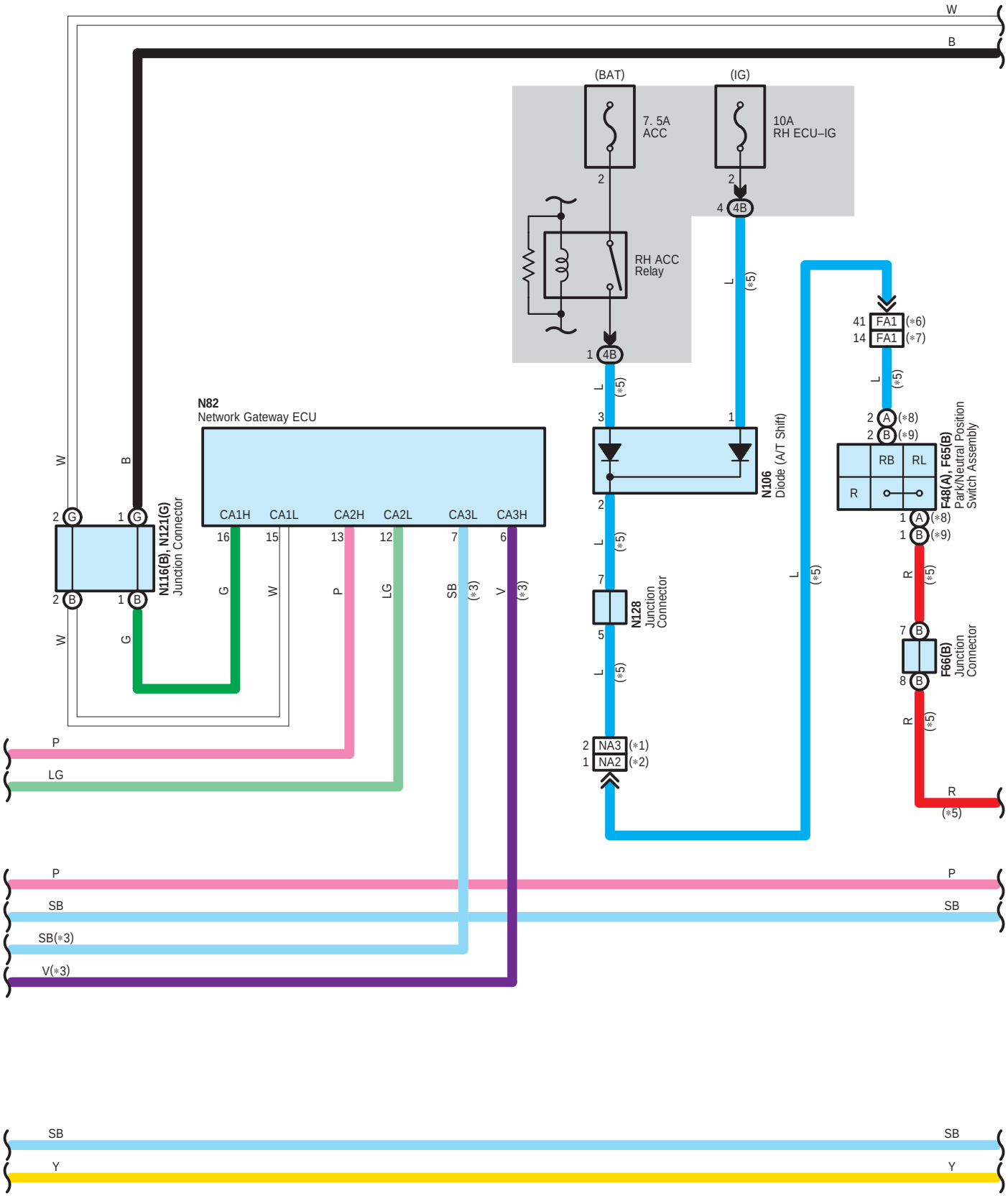
W
B
(BAT)
(IG)
7. 5A
ACC
10A
RH ECU–IG
RH ACC
Relay
N82
Network Gateway ECU
CA1H
CA1L
CA2H
CA2L
CA3L
CA3H
N116(B), N121(G)
Junction Connector
N106
Diode (A/T Shift)
N128
Junction Connector
F48(A), F65(B)
Park/Neutral Position
Switch Assembly
F66(B)
Junction
Connector
FA1
NA3
NA2
RB
RL
P
LG
SB
SB(*3)
V(*3)
Y

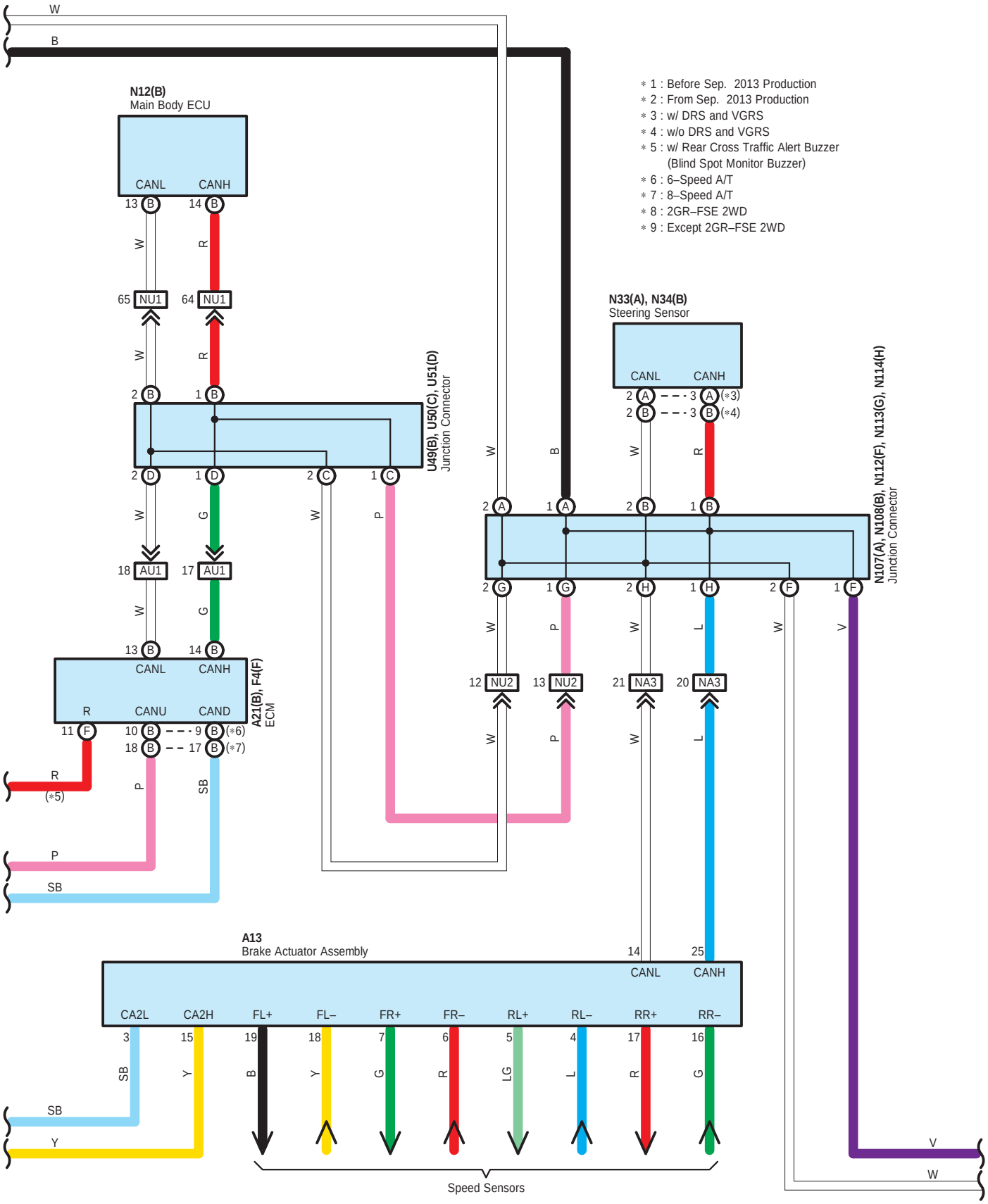
W
B
N12(B)
Main Body ECU
CANL
CANH
13 B
14 B
W
R
65 NU1
64 NU1
W
R
2 B
1 B
U49(B), U50(C), U51(D)
Junction Connector
2 D
1 D
2 C
1 C
W
G
W
P
18 AU1
17 AU1
W
G
13 B
14 B
CANL
CANH
A21(B), F4(F)
ECM
R
CANU
CAND
11 F
10 B
9 B
(*6)
18 B
17 B
(*7)
R
(*5)
P
SB
P
SB
* 1 : Before Sep. 2013 Production
* 2 : From Sep. 2013 Production
* 3 : w/ DRS and VGRS
* 4 : w/o DRS and VGRS
* 5 : w/ Rear Cross Traffic Alert Buzzer
(Blind Spot Monitor Buzzer)
* 6 : 6–Speed A/T
* 7 : 8–Speed A/T
* 8 : 2GR–FSE 2WD
* 9 : Except 2GR–FSE 2WD
N33(A), N34(B)
Steering Sensor
CANL
CANH
2 A
3 A
(*3)
2 B
3 B
(*4)
W
R
N107(A), N108(B), N112(F), N113(G), N114(H)
Junction Connector
W
B
2 A
1 A
2 B
1 B
2 G
1 G
2 H
1 H
2 F
1 F
W
P
W
L
W
V
12 NU2
13 NU2
21 NA3
20 NA3
W
P
W
L
A13
Brake Actuator Assembly
14
25
CANL
CANH
CA2L
CA2H
FL+
FL–
FR+
FR–
RL+
RL–
RR+
RR–
3
15
19
18
7
6
5
4
17
16
SB
Y
B
Y
G
R
LG
L
R
G
SB
Y
V
W
Speed Sensors

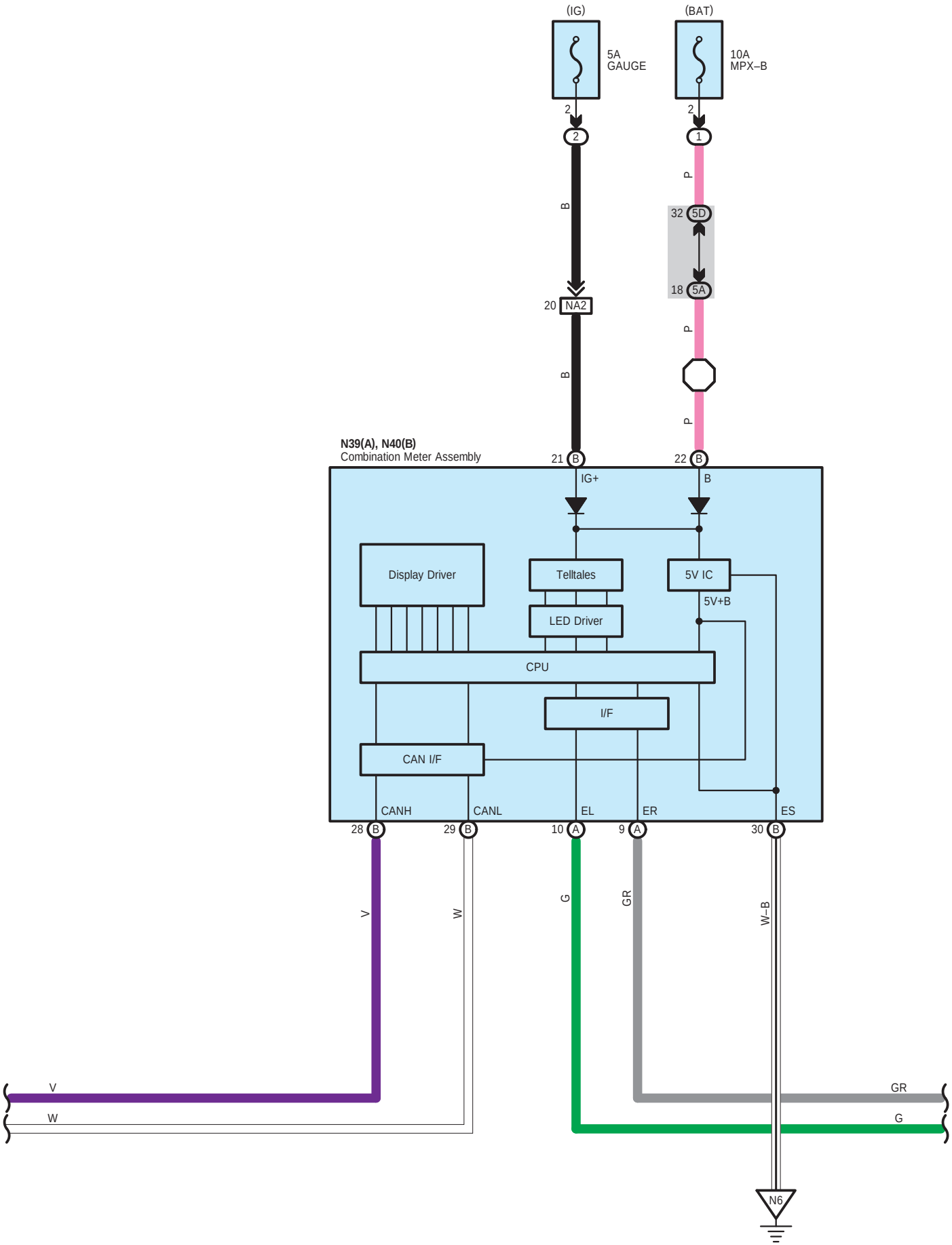
(IG)
(BAT)
5A
GAUGE
10A
MPX–B
2
2
1
B
P
32 5D
18 5A
20 NA2
B
P
P
N39(A), N40(B)
Combination Meter Assembly
21 B
22 B
IG+
B
Display Driver
Telltales
5V IC
5V+B
LED Driver
CPU
I/F
CAN I/F
CANH
CANL
EL
ER
ES
28 B
29 B
10 A
9 A
30 B
V
W
G
GR
W–B
V
W
GR
G
N6

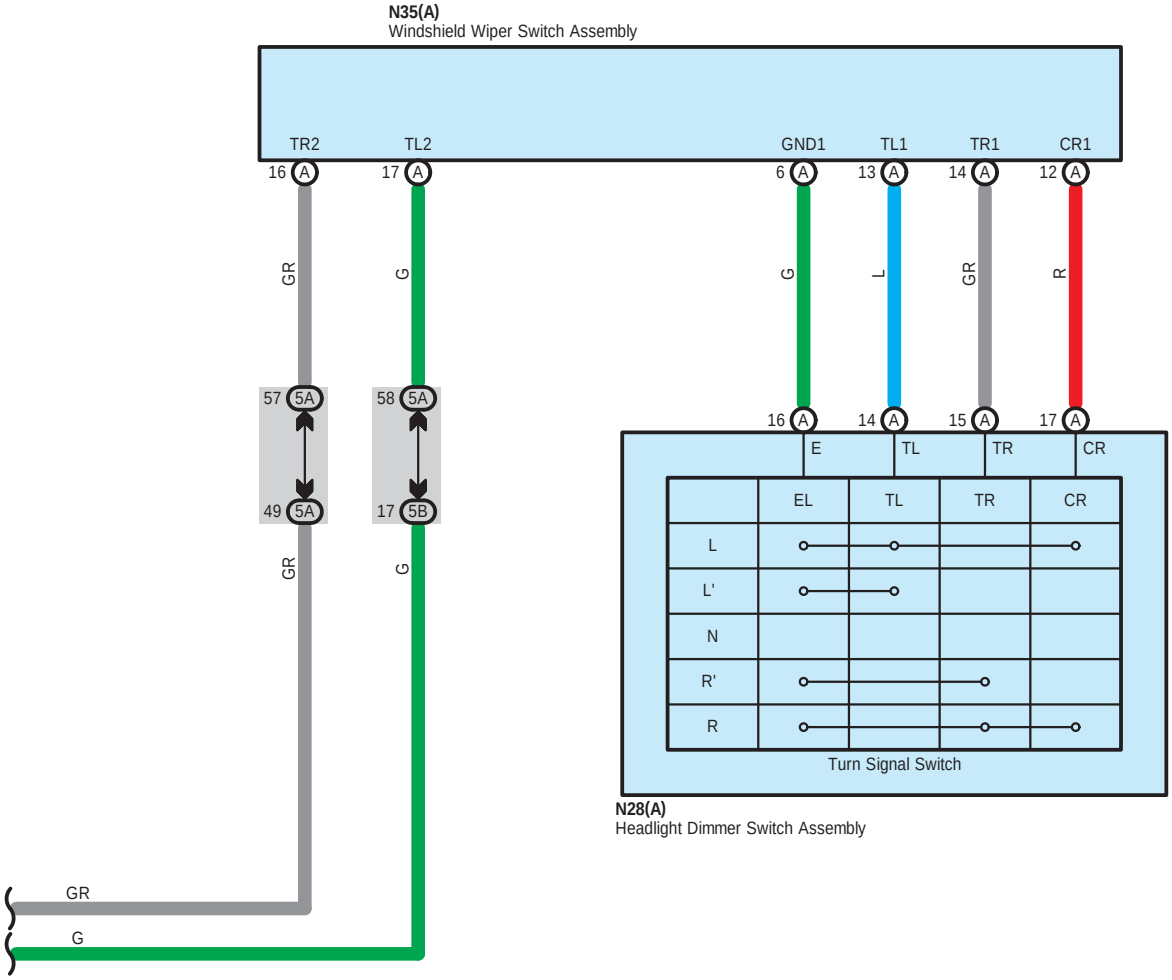
N35(A)
Windshield Wiper Switch Assembly
TR2
TL2
GND1
TL1
TR1
CR1
16 A
17 A
6 A
13 A
14 A
12 A
GR
G
G
L
GR
R
57 5A
58 5A
49 5A
17 5B
GR
G
16 A
14 A
15 A
17 A
E
TL
TR
CR
EL
TL
TR
CR
L
L'
N
R'
R
Turn Signal Switch
N28(A)
Headlight Dimmer Switch Assembly
GR
G

A 13
Black

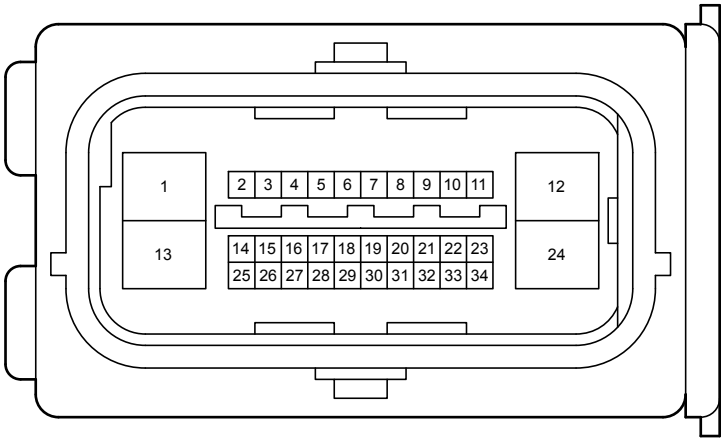

A 21
White

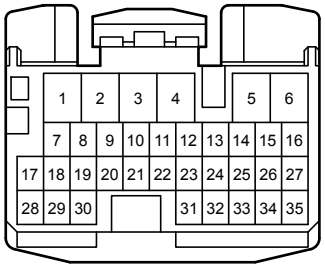

F 4
White



F 48
Black

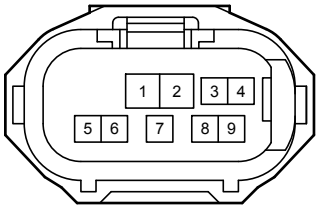

F 65
Gray

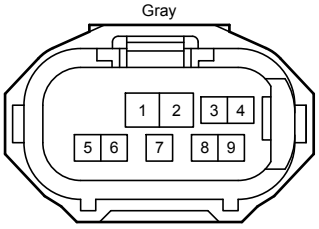

F 66
Gray

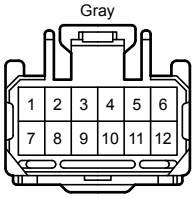

N 6
Black



N 12
White

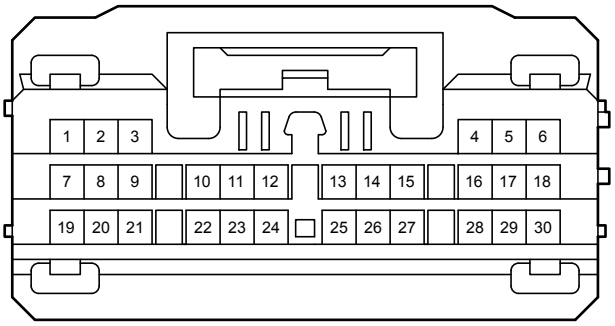

N 28
Black

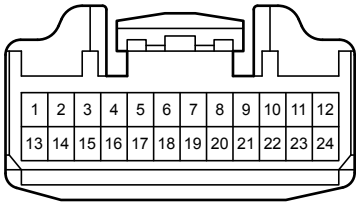

N 33
White

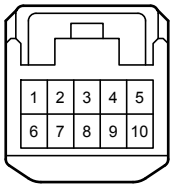

N 34
Black



N 35
White

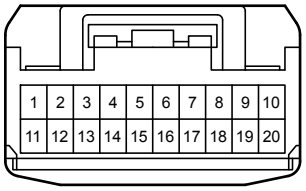

N 39
Black

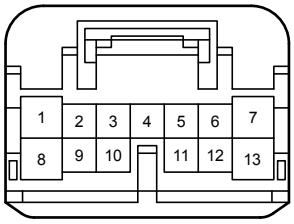

N 40
Black

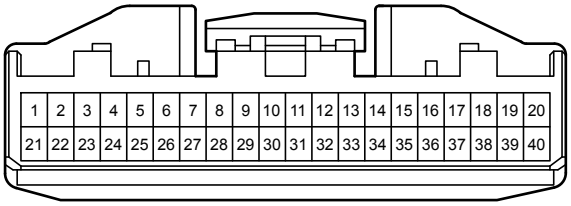

N 82
White

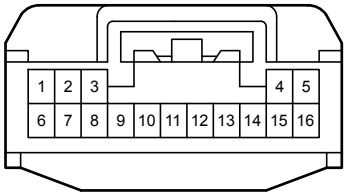

N106
Gray

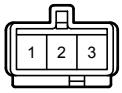

N107
White

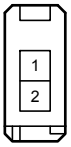

N108
White

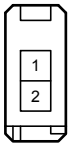

N112
White

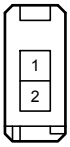

N113
White

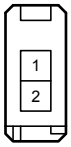

N114
White

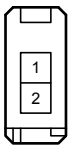

N116
White

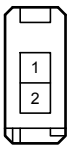

N121
White

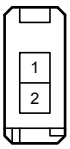

N128
Blue

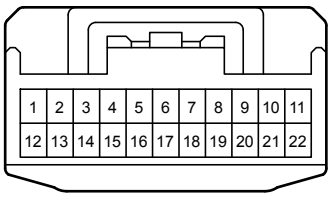

N132
Black

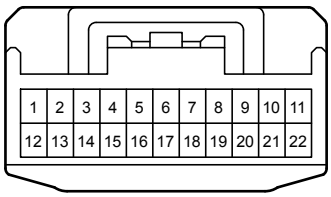

N133
Black

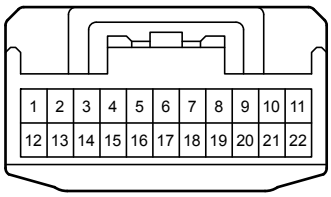

N134
Black

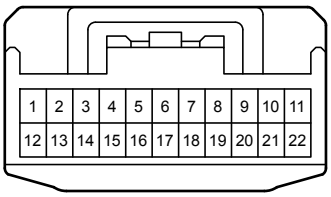

Q 4
White

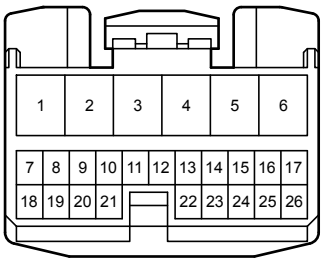

Q 19
White

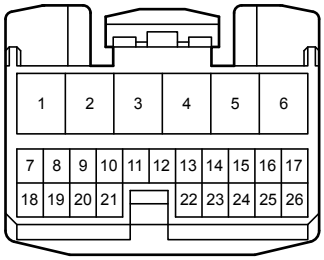

T 39
Black

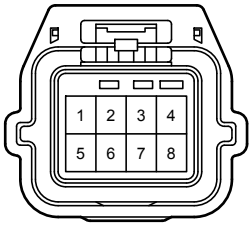

T 44
Blue



T 45
Blue



T 46
Black

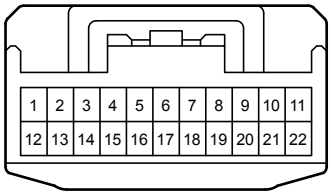

T 54
Black

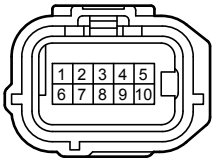

U 46
Black



U 49
White

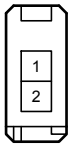

U 50
White

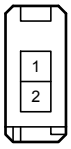

U 51
White

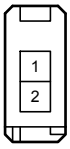

U 52
Blue



U 53
Blue



U 54
Blue

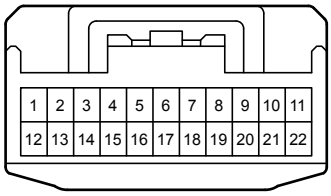

U 59
Black

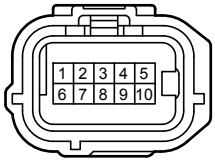

U 60
Black

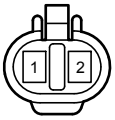

z 9
White

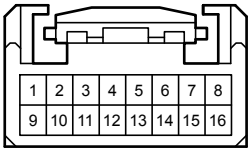

z 10
White

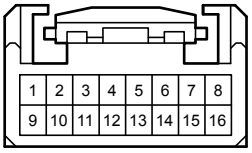

4B
White

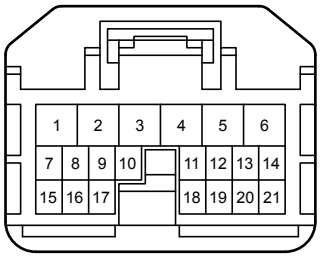

5A
White

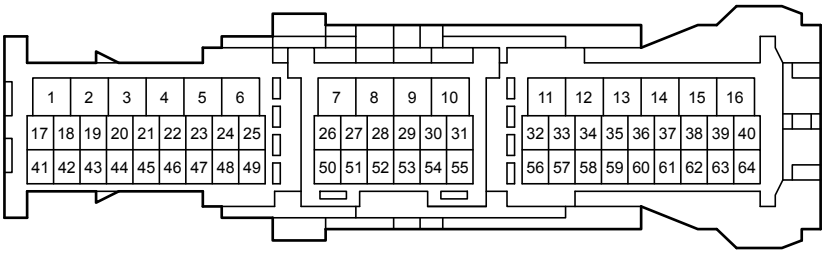

5B
White

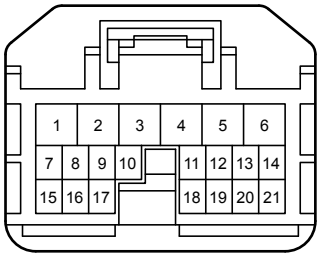

5C
White

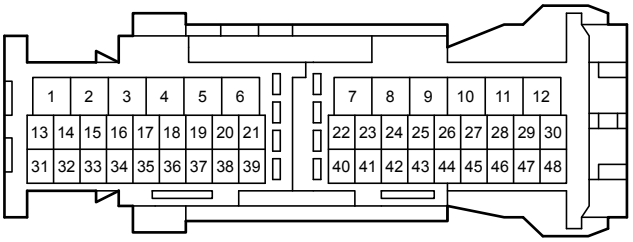

5D
White

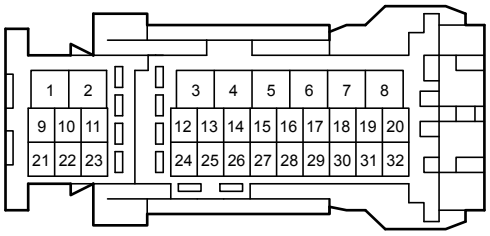

6A
White

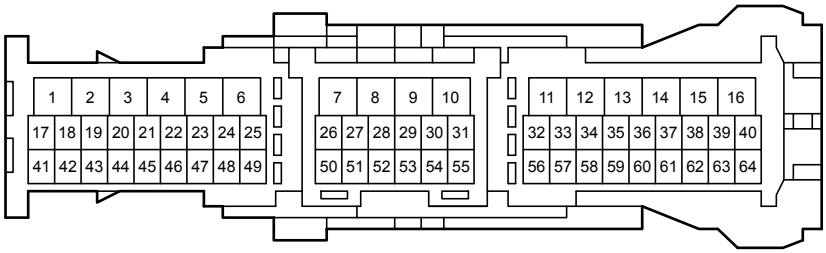

AU1
White

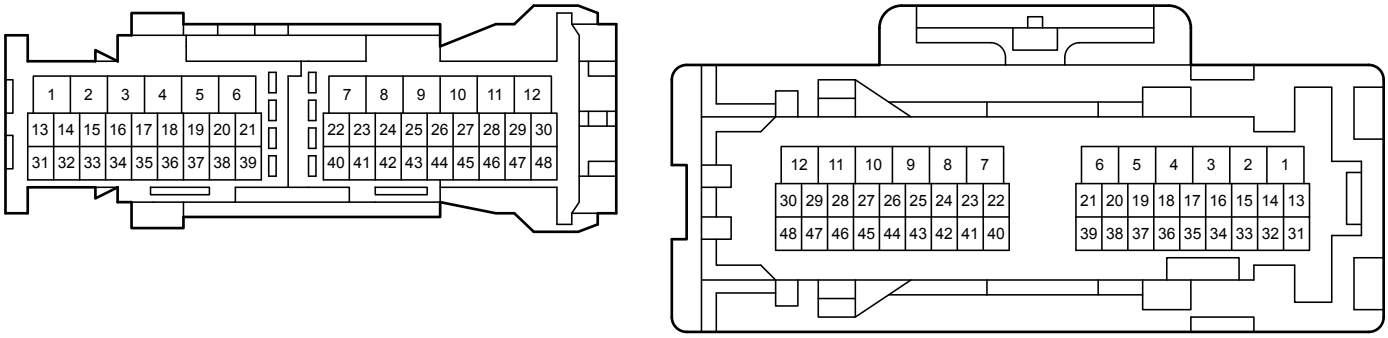

FA1
White

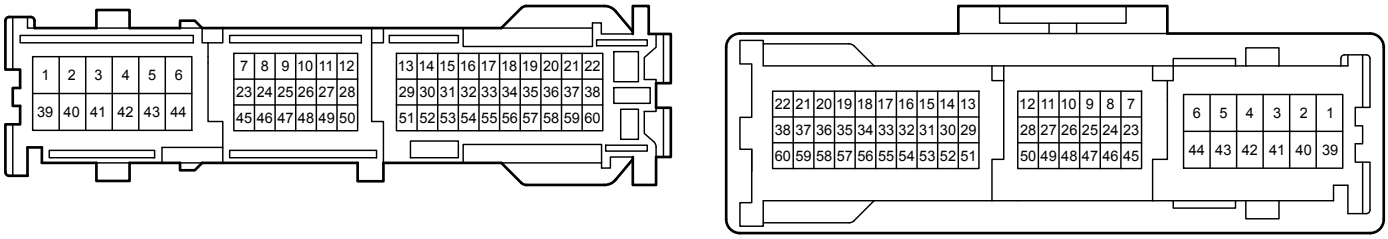

NA2
White

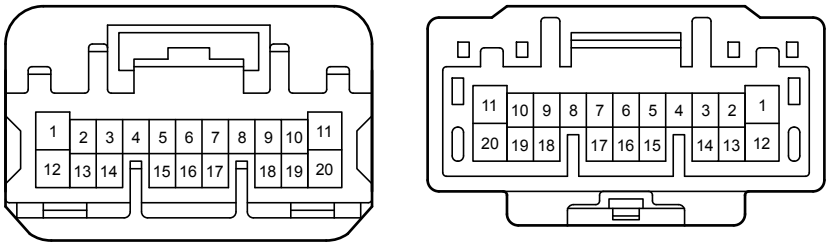

NA3
White

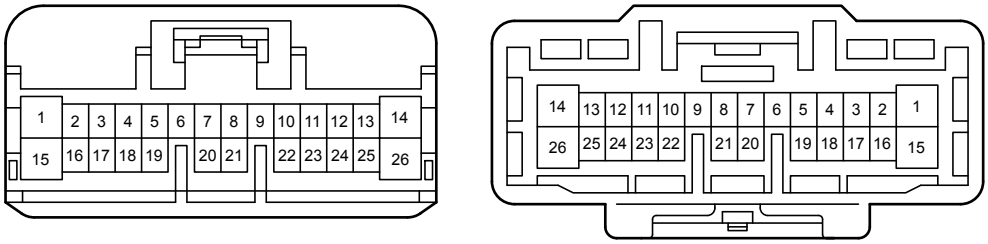

NO1
White

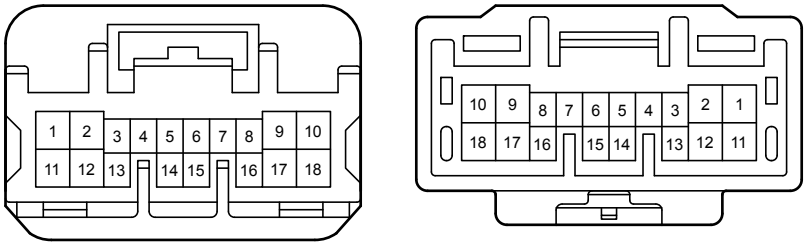

NT2
White

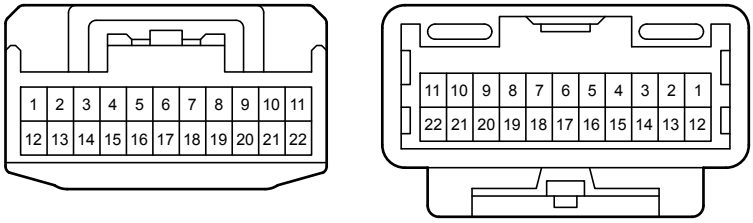

NU1
White

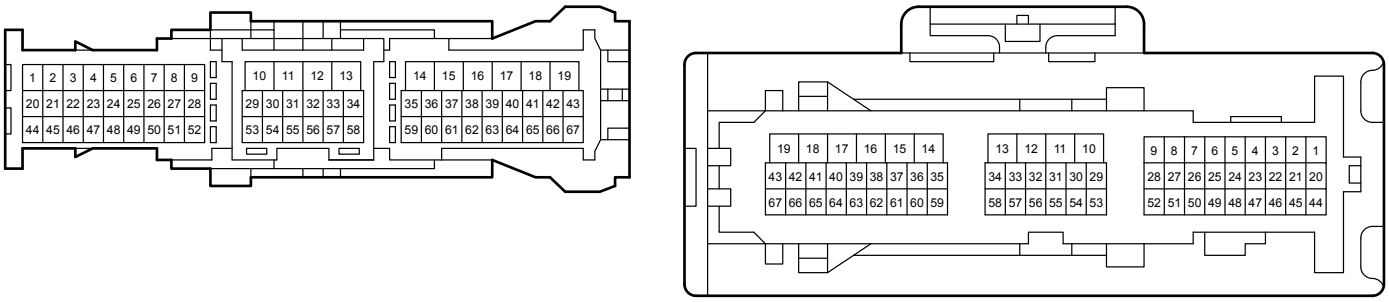

NU2
White

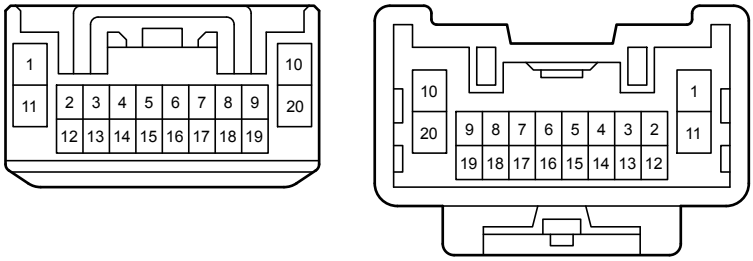

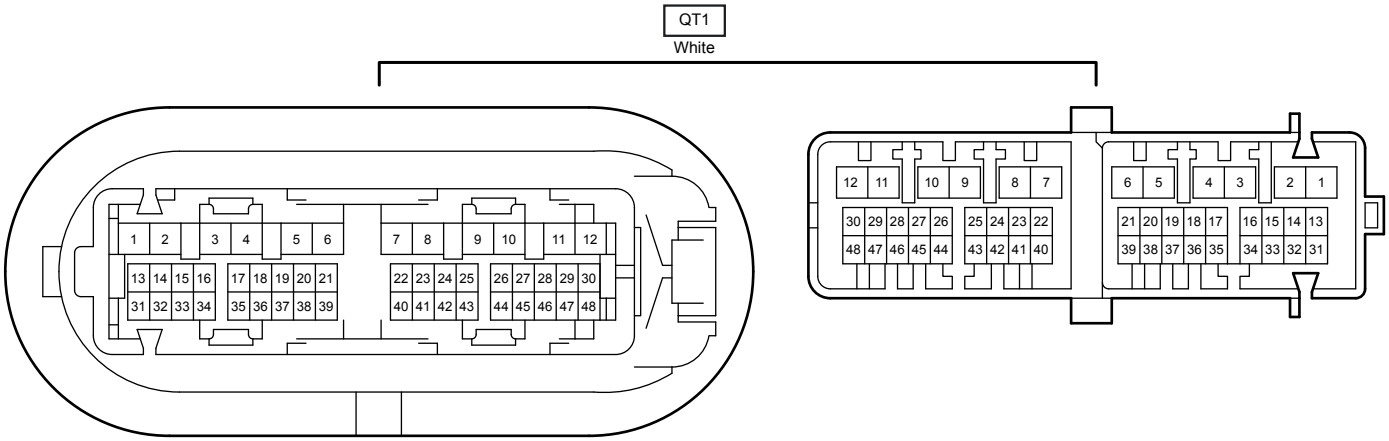
QT1
White

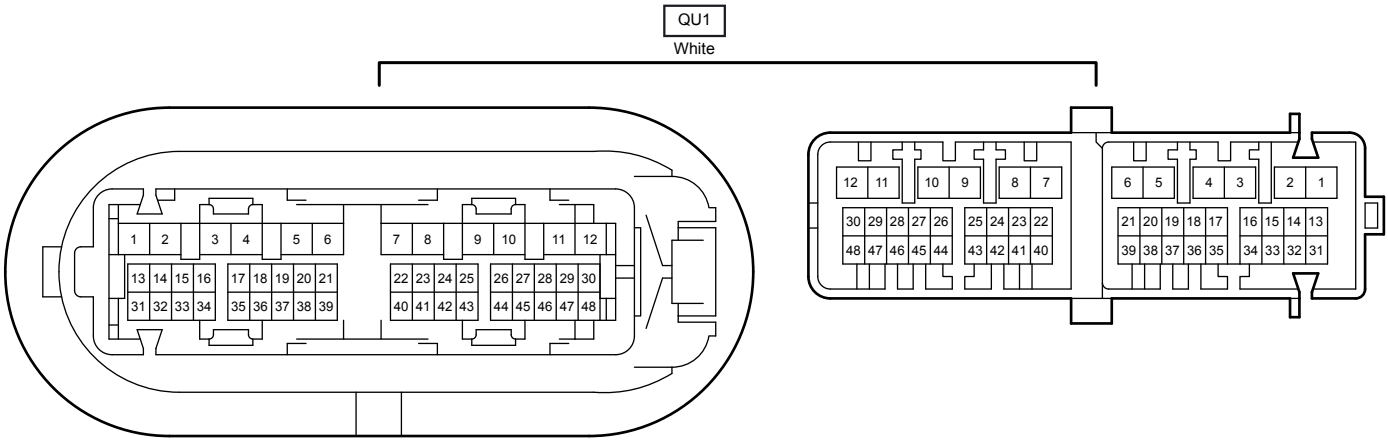
QU1
White

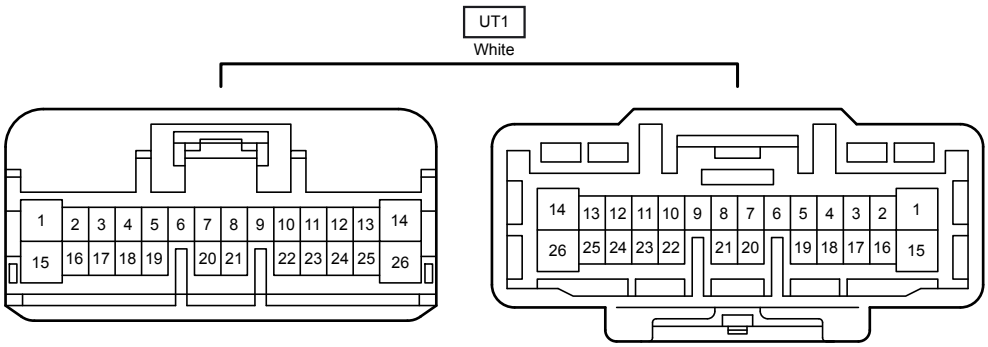
UT1
White