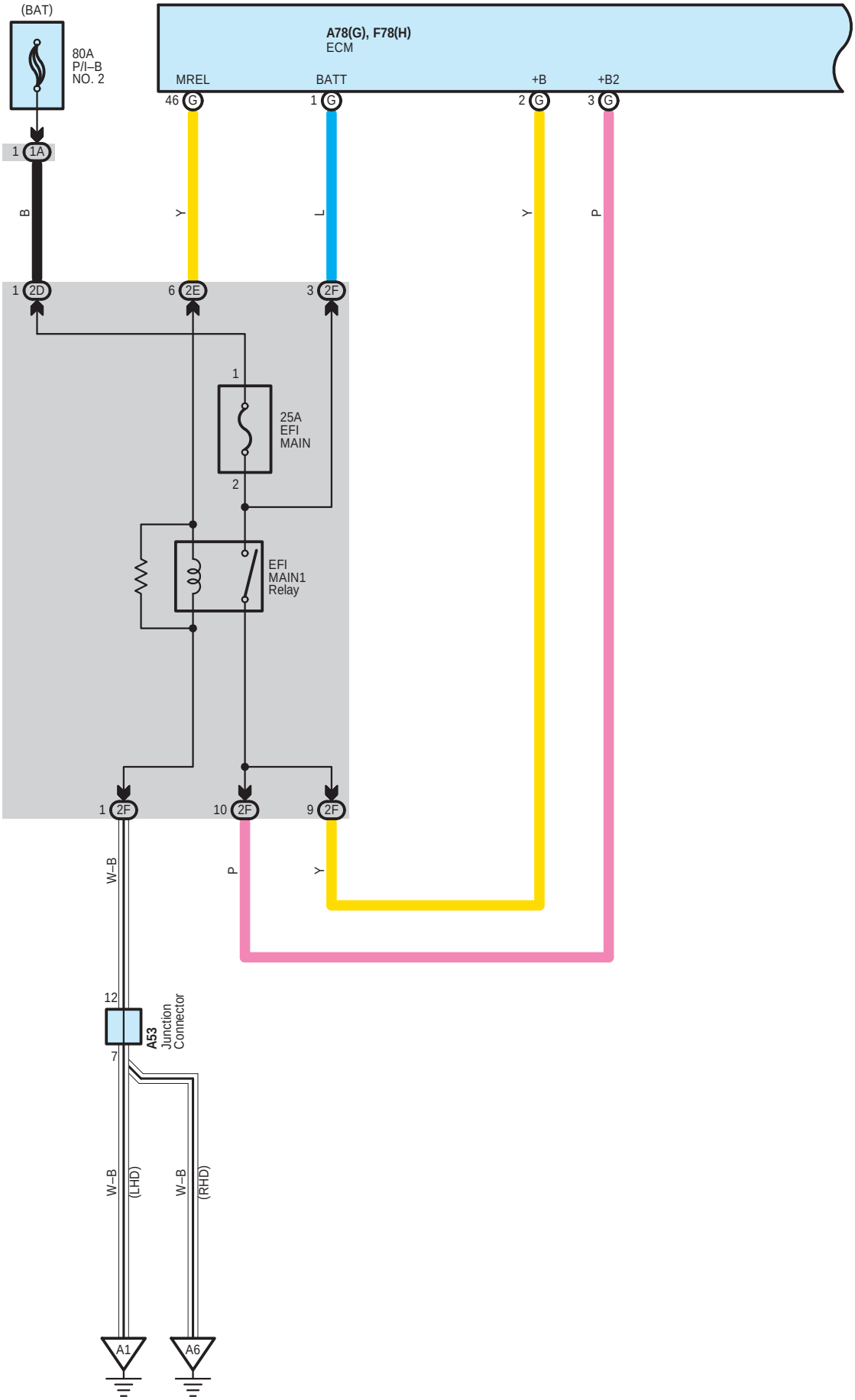
(BAT)
80A
P/I–B
NO. 2
A78(G), F78(H)
ECM
MREL
BATT
+B
+B2
46 G
1 G
2 G
3 G
1 1A
B
Y
L
Y
P
1 2D
6 2E
3 2F
1
25A
EFI
MAIN
2
EFI
MAIN1
Relay
1 2F
10 2F
9 2F
W–B
P
Y
12
A53
Junction
Connector
7
W–B
(LHD)
W–B
(RHD)
A1
A6

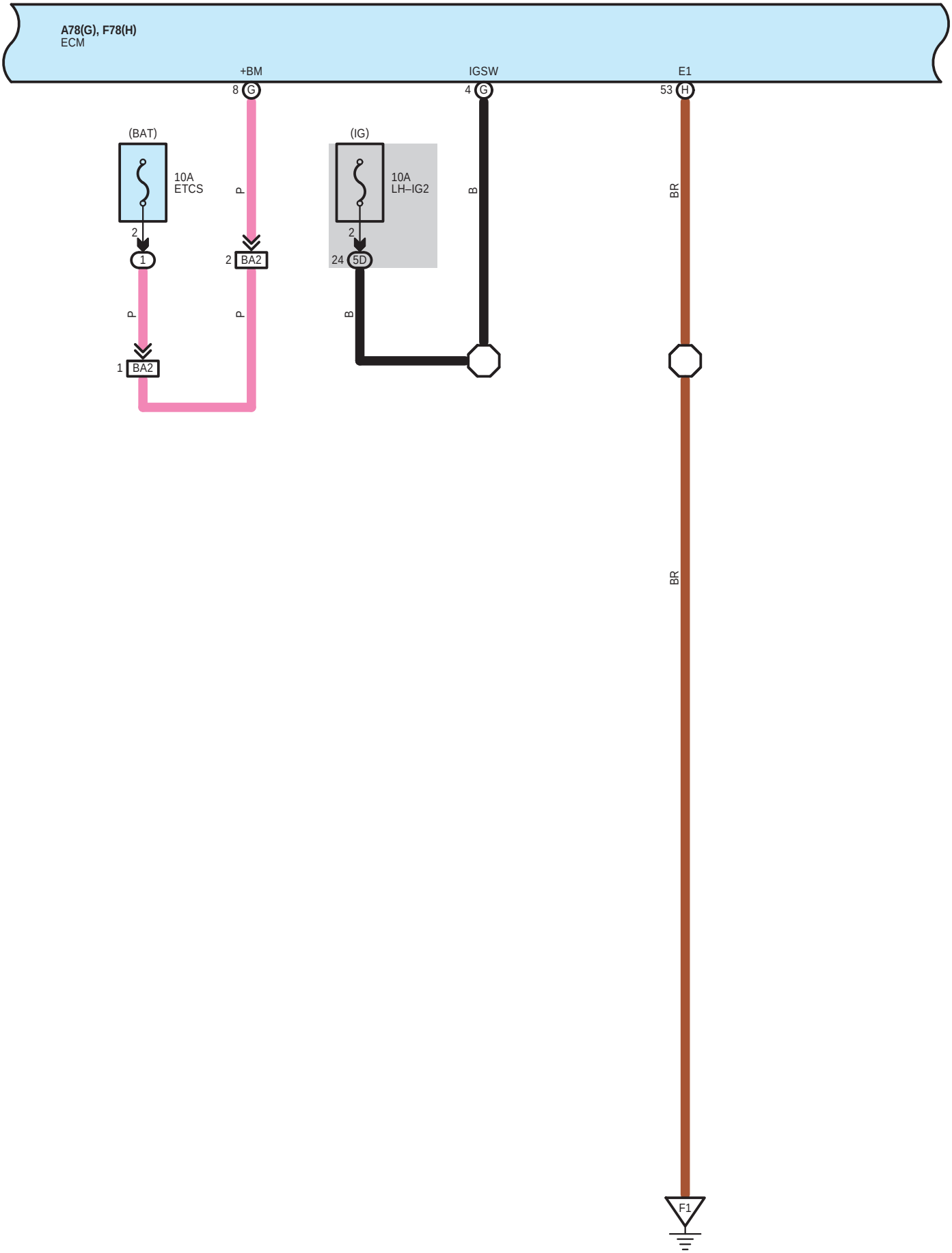
A78(G), F78(H)
ECM
+BM
IGSW
E1
8 G
4 G
53 H
(BAT)
10A
ETCS
2
1
P
1 BA2
P
2 BA2
(IG)
10A
LH–IG2
2
24 5D
B
B
BR
BR
F1

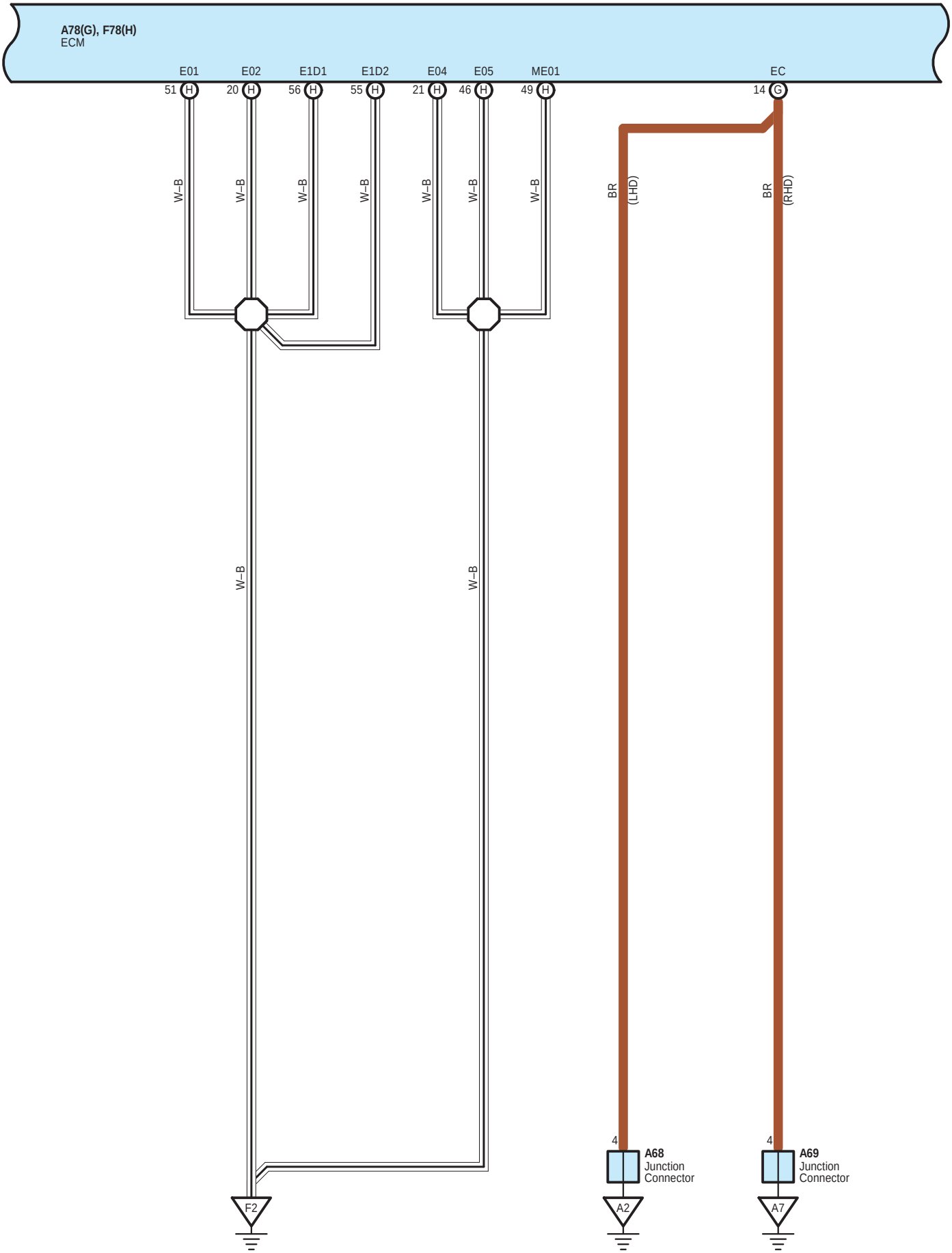
A78(G), F78(H)
ECM
E01
E02
E1D1
E1D2
E04
E05
ME01
EC
51 H
20 H
56 H
55 H
21 H
46 H
49 H
14 G
W–B
BR
(LHD)
(RHD)
4
A68
Junction
Connector
A69
Junction
Connector
F2
A2
A7

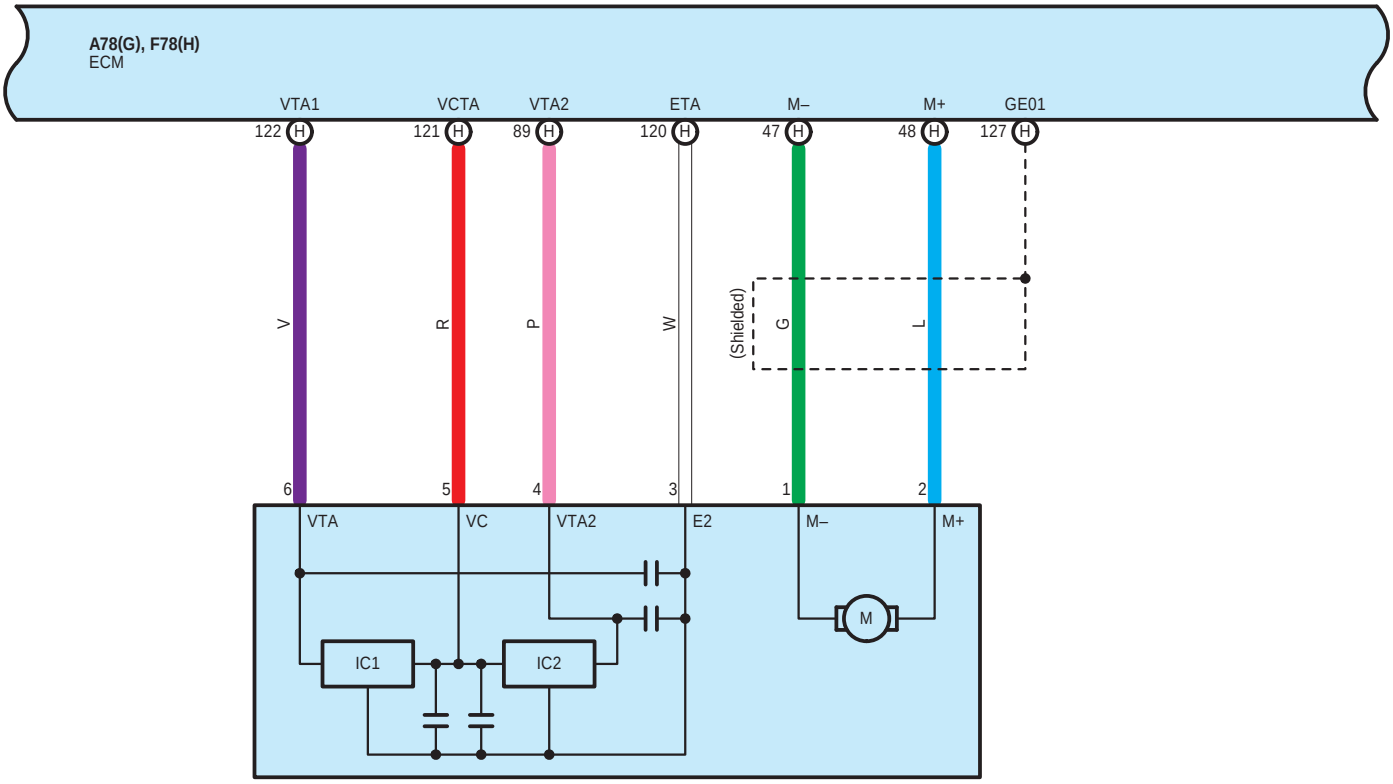

F24
Throttle Body Assembly with Motor

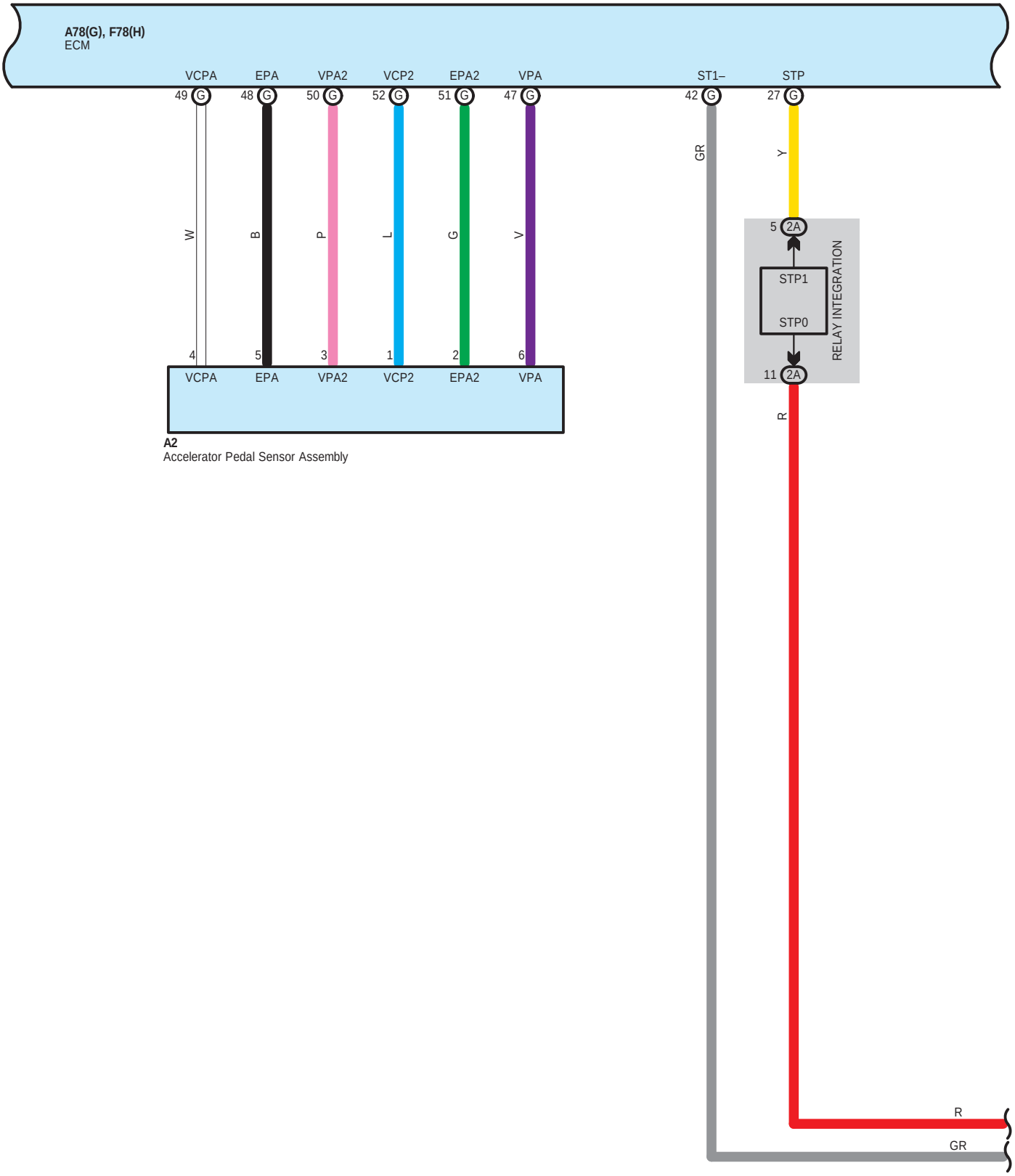
A78(G), F78(H)
ECM
VCPA
EPA
VPA2
VCP2
EPA2
VPA
ST1–
STP
49 G
48 G
50 G
52 G
51 G
47 G
42 G
27 G
W
B
P
L
G
V
GR
Y
5 2A
STP1
STP0
RELAY INTEGRATION
11 2A
R
4
5
3
1
2
6
VCPA
EPA
VPA2
VCP2
EPA2
VPA
A2
Accelerator Pedal Sensor Assembly
R
GR

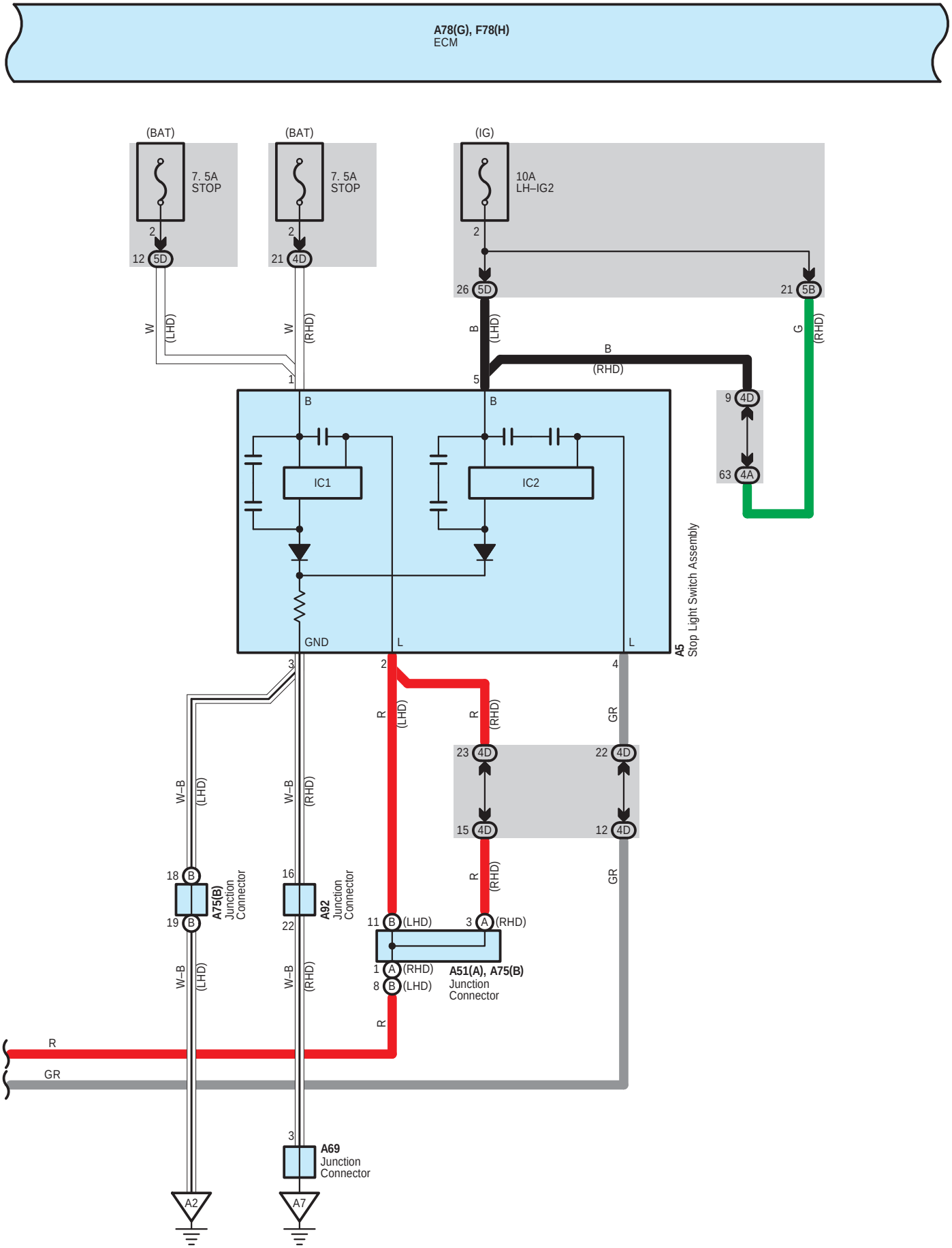
A78(G), F78(H)
ECM
(BAT)
7. 5A
STOP
(BAT)
7. 5A
STOP
(IG)
10A
LH–IG2
IC1
IC2
GND
A5
Stop Light Switch Assembly
A75(B)
Junction
Connector
A92
Junction
Connector
A51(A), A75(B)
Junction
Connector
A69
Junction
Connector
A2
A7

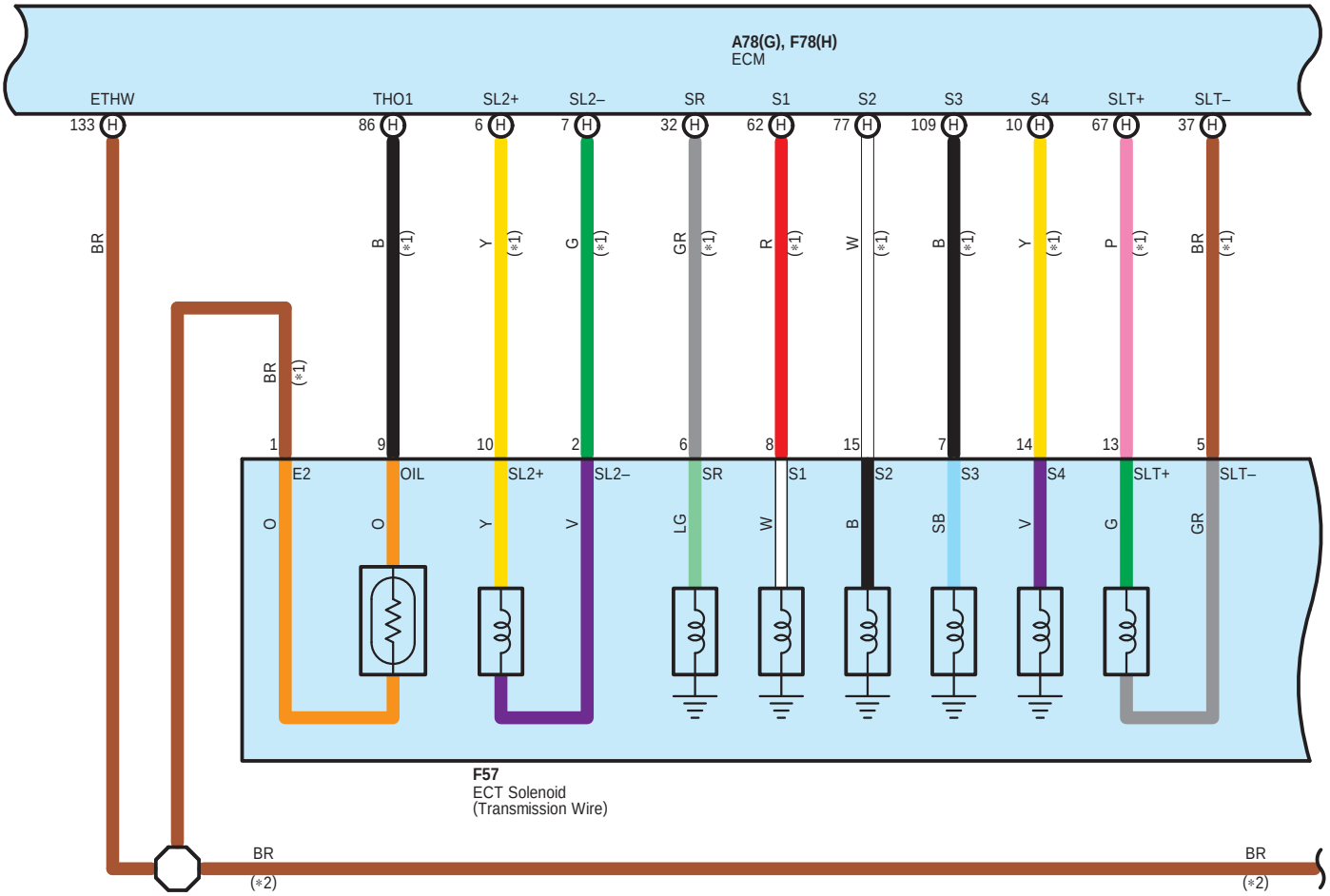
A78(G), F78(H)
ECM
ETHW
THO1
SL2+
SL2–
SR
S1
S2
S3
S4
SLT+
SLT–
133 H
86 H
6 H
7 H
32 H
62 H
77 H
109 H
10 H
67 H
37 H
BR
B (*1)
Y (*1)
G (*1)
GR (*1)
R (*1)
W (*1)
B (*1)
Y (*1)
P (*1)
BR (*1)
BR (*1)
1
9
10
2
6
8
15
7
14
13
5
E2
OIL
SL2+
SL2–
SR
S1
S2
S3
S4
SLT+
SLT–
O
O
Y
V
LG
W
B
SB
V
G
GR
F57
ECT Solenoid
(Transmission Wire)
BR
(*2)
BR
(*2)

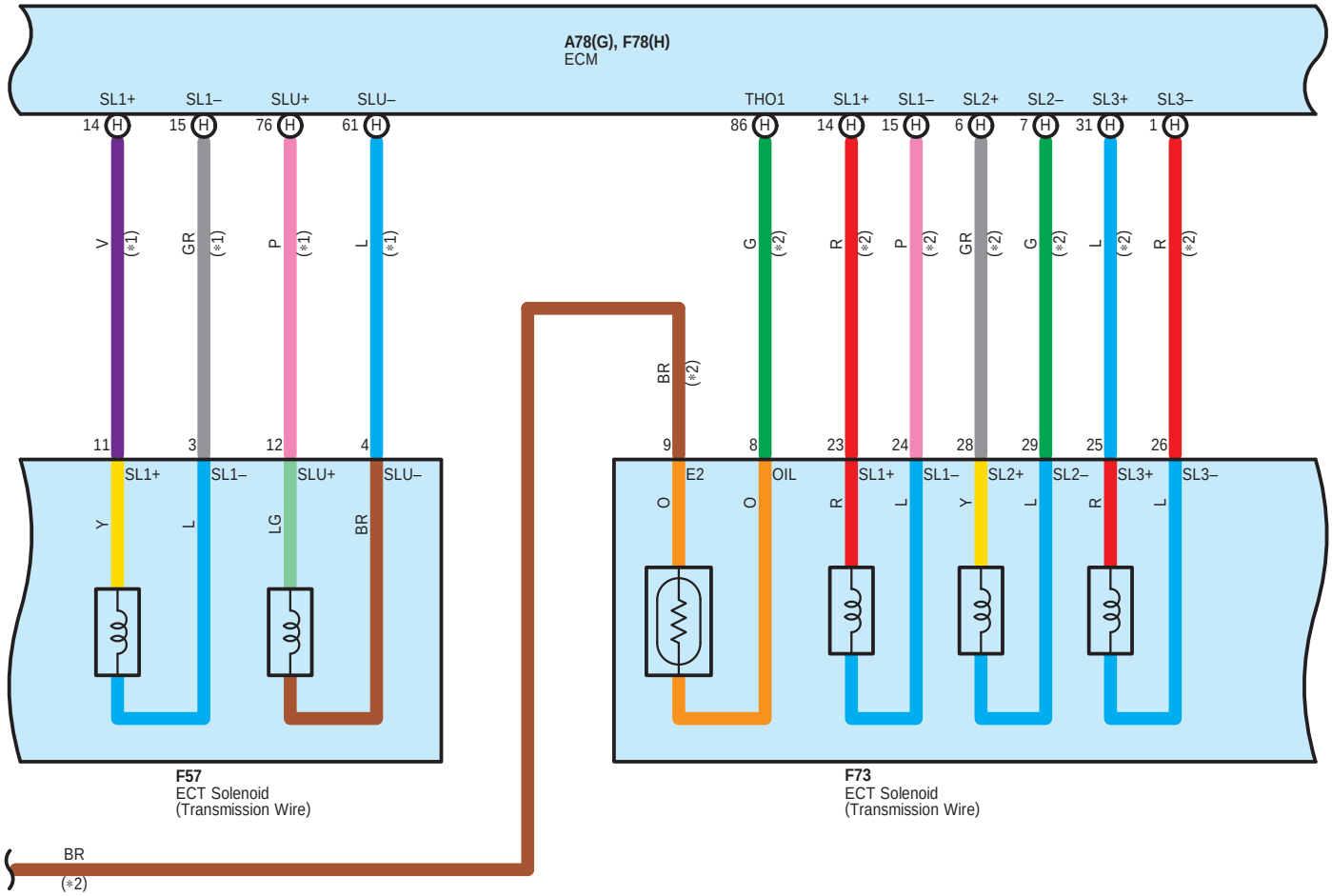
A78(G), F78(H)
ECM
SL1+
SL1–
SLU+
SLU–
THO1
SL1+
SL1–
SL2+
SL2–
SL3+
SL3–
14 H
15 H
76 H
61 H
86 H
14 H
15 H
6 H
7 H
31 H
1 H
V (*1)
GR (*1)
P (*1)
L (*1)
G (*2)
R (*2)
P (*2)
GR (*2)
G (*2)
L (*2)
R (*2)
BR (*2)
11
3
12
4
9
8
23
24
28
29
25
26
SL1+
SL1–
SLU+
SLU–
E2
OIL
SL1+
SL1–
SL2+
SL2–
SL3+
SL3–
Y
L
LG
BR
O
O
R
L
Y
L
R
L
F57
ECT Solenoid
(Transmission Wire)
F73
ECT Solenoid
(Transmission Wire)
BR
(*2)

* 1 : 4WD
* 2 : 2WD

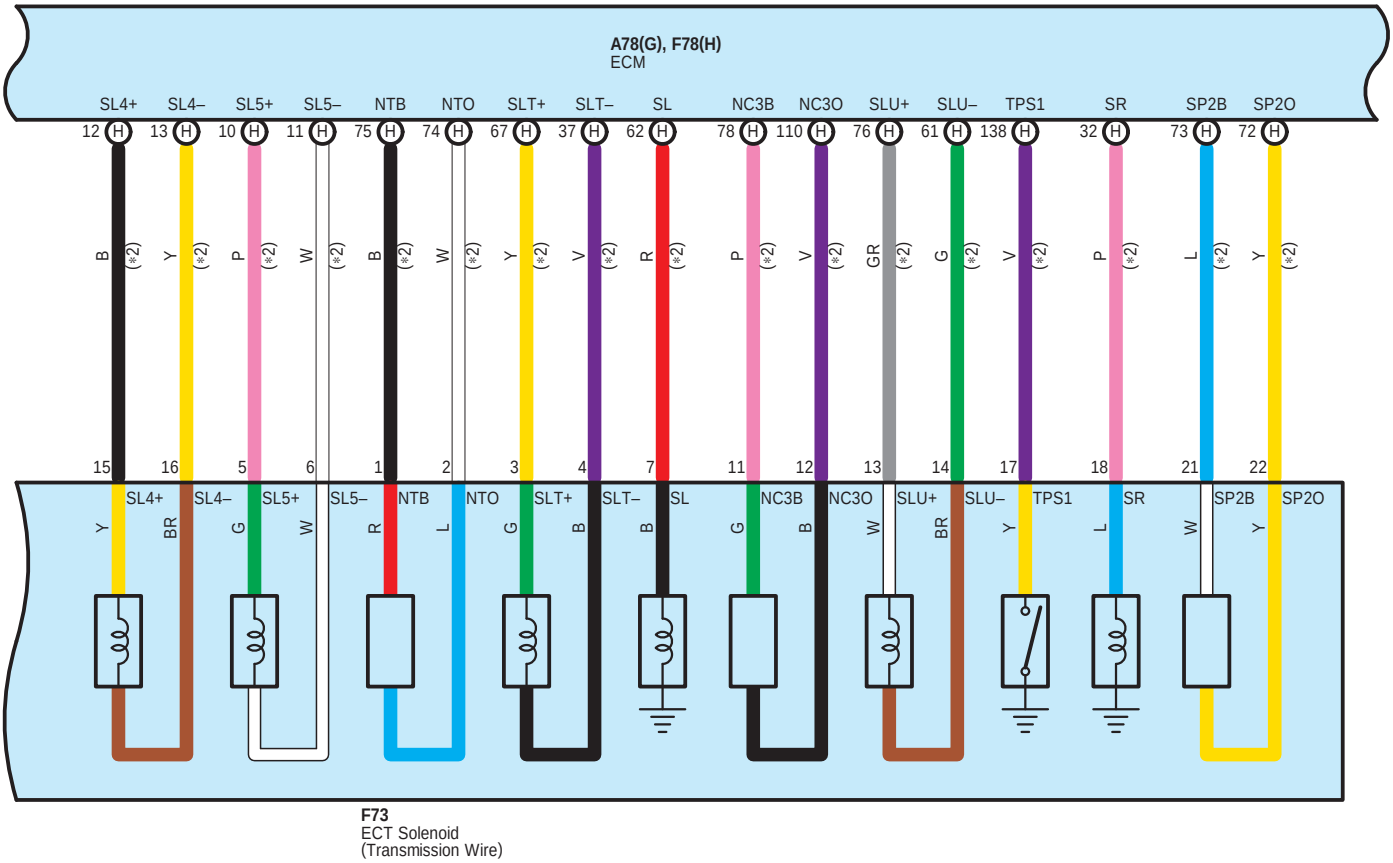
A78(G), F78(H)
ECM
SL4+ SL4– SL5+ SL5– NTB NTO SLT+ SLT– SL NC3B NC3O SLU+ SLU– TPS1 SR SP2B SP2O
12 13 10 11 75 74 67 37 62 78 110 76 61 138 32 73 72
B Y P W B W Y V R P V GR G V P L Y
(*2)
15 16 5 6 1 2 3 4 7 11 12 13 14 17 18 21 22
SL4+ SL4– SL5+ SL5– NTB NTO SLT+ SLT– SL NC3B NC3O SLU+ SLU– TPS1 SR SP2B SP2O
Y BR G W R L G B B G B W BR Y L W Y
F73
ECT Solenoid
(Transmission Wire)

∗ 2 : 2WD

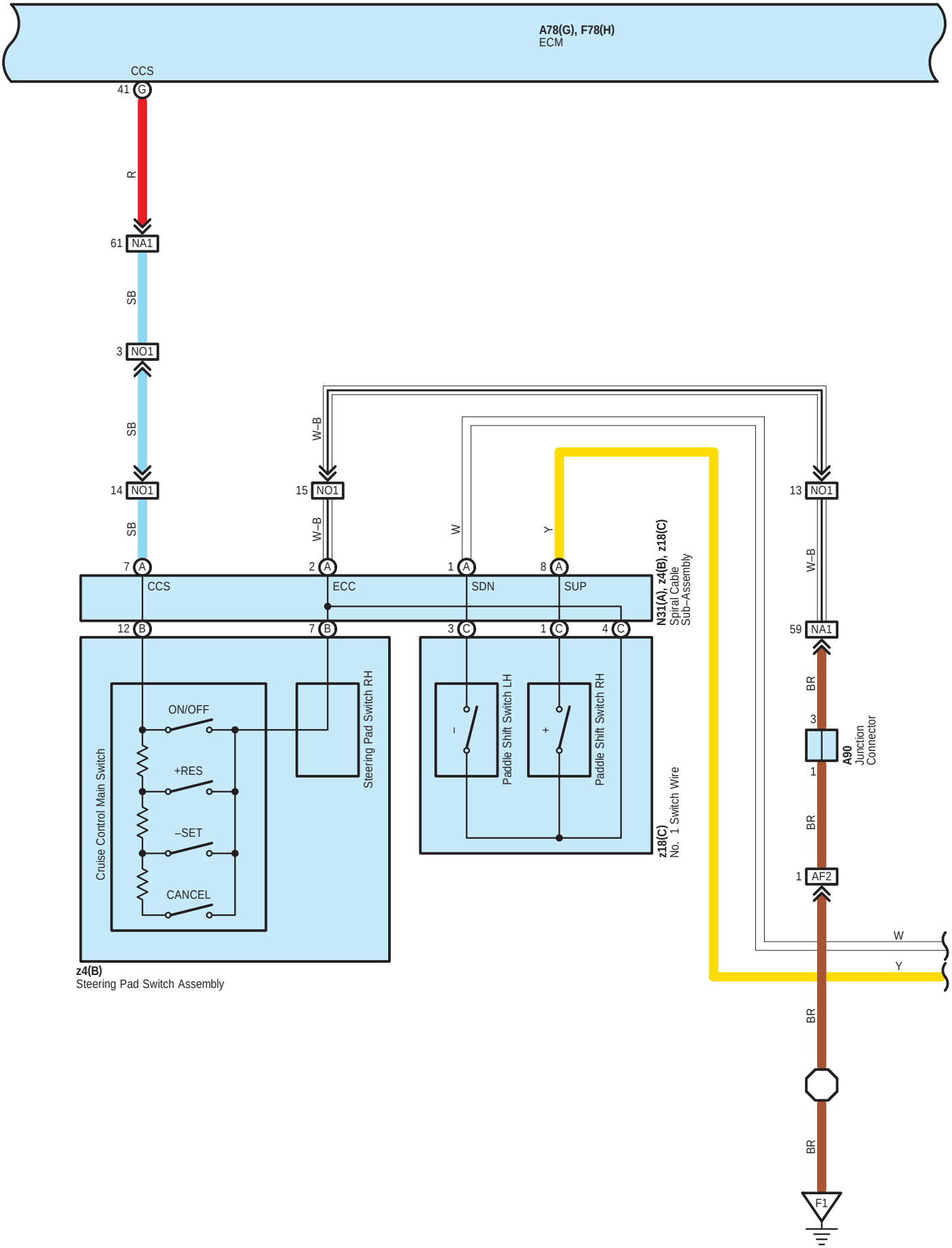
A78(G), F78(H)
ECM
CCS
41 G
R
61 NA1
SB
3 NO1
SB
14 NO1
SB
7 A
CCS
W–B
15 NO1
W–B
2 A
ECC
W
1 A
SDN
Y
8 A
SUP
N31(A), z4(B), z18(C)
Spiral Cable
Sub–Assembly
13 NO1
W–B
59 NA1
BR
3
A90
Junction
Connector
1
BR
1 AF2
W
Y
BR
BR
F1
12 B
7 B
3 C
1 C
4 C
Cruise Control Main Switch
ON/OFF
+RES
–SET
CANCEL
Steering Pad Switch RH
Paddle Shift Switch LH
Paddle Shift Switch RH
z18(C)
No. 1 Switch Wire
z4(B)
Steering Pad Switch Assembly

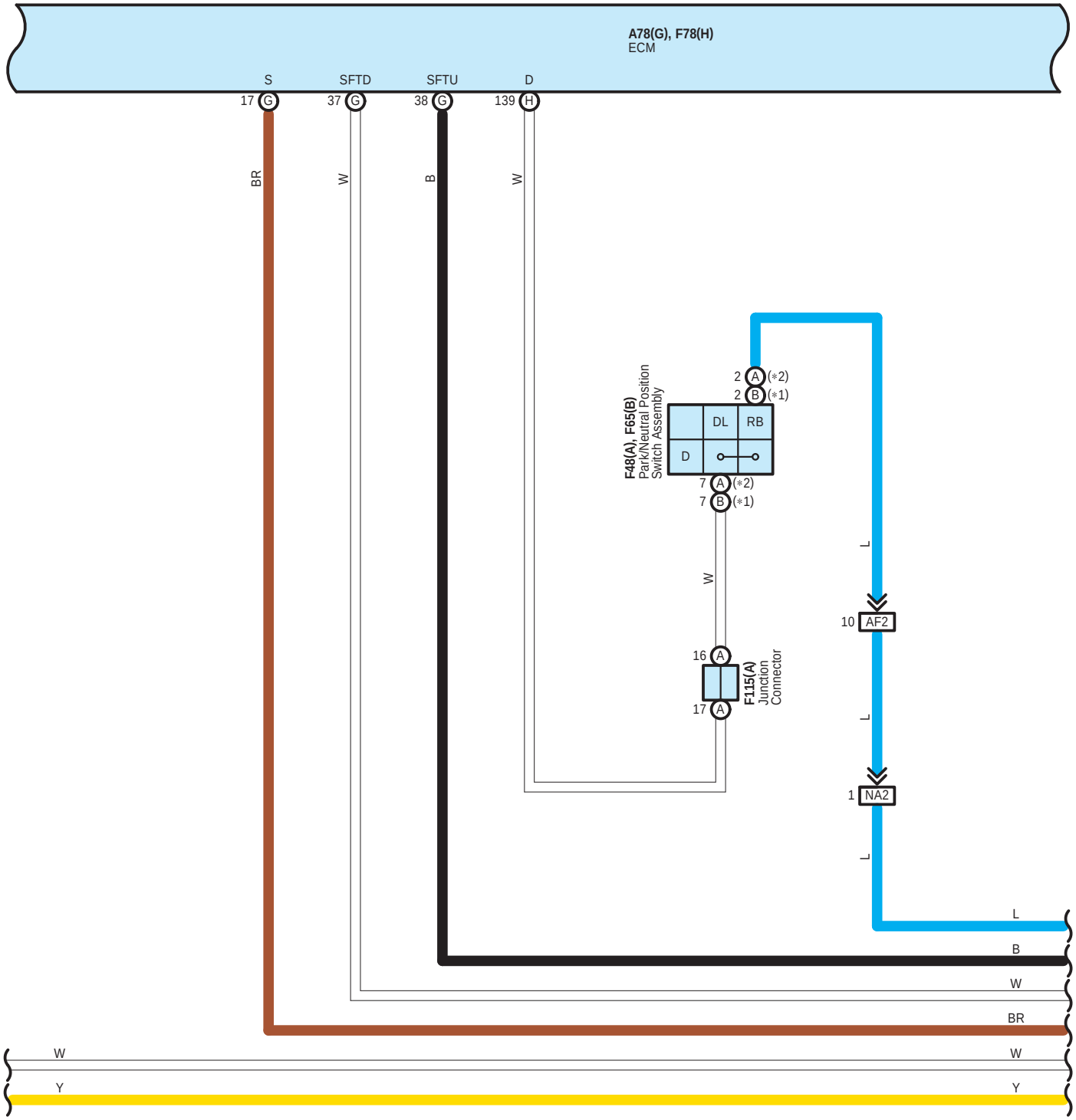
A78(G), F78(H)
ECM
S
SFTD
SFTU
D
17 G
37 G
38 G
139 H
BR
W
B
W
F48(A), F65(B)
Park/Neutral Position
Switch Assembly
2 A (*2)
2 B (*1)
DL
RB
D
7 A (*2)
7 B (*1)
W
16 A
17 A
F115(A)
Junction
Connector
L
10 AF2
L
1 NA2
L
L
B
W
BR
W
W
Y
Y

* 1 : 4WD
* 2 : 2WD

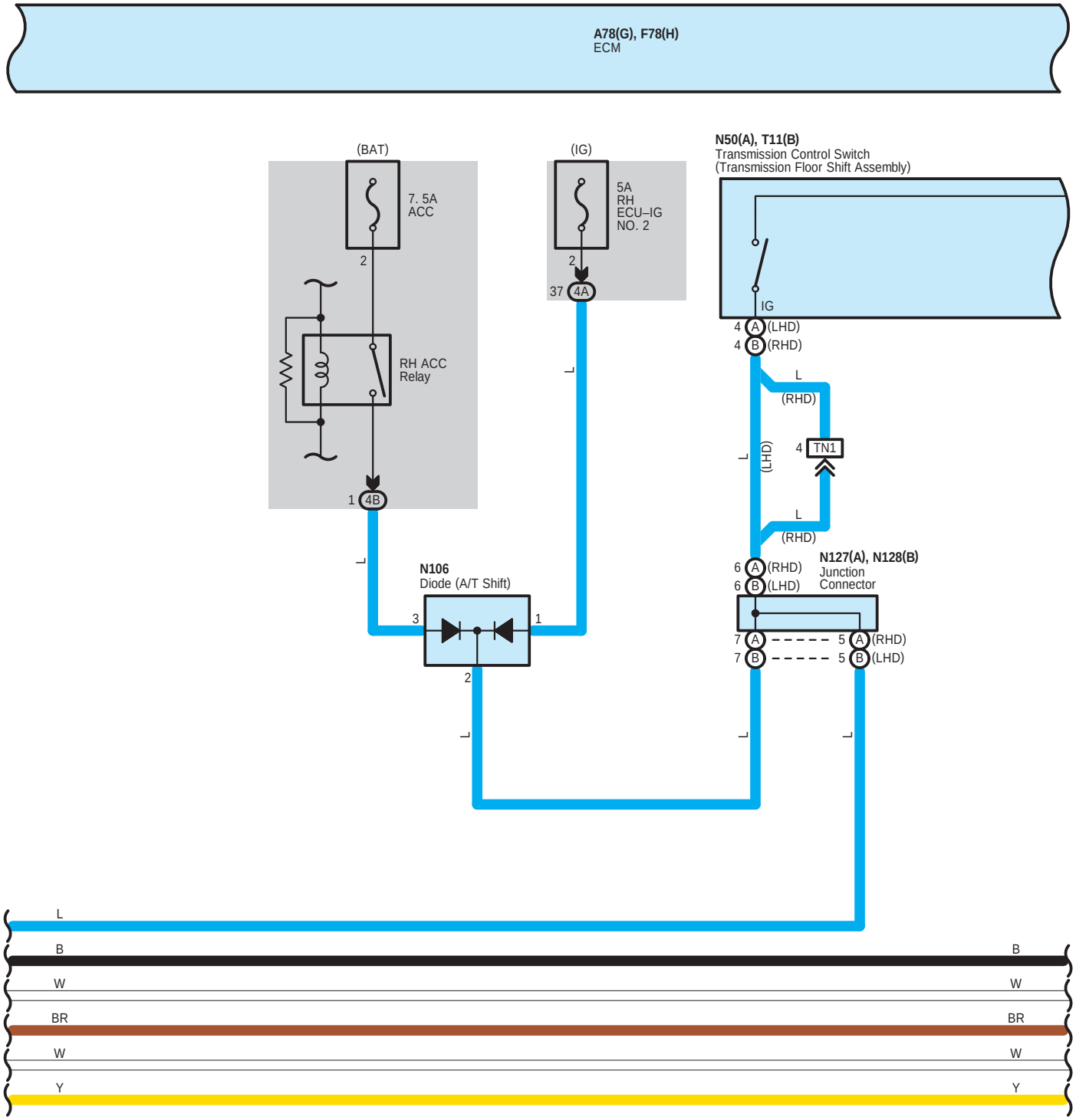
A78(G), F78(H)
ECM
(BAT)
7. 5A
ACC
2
RH ACC
Relay
1 4B
(IG)
5A
RH
ECU–IG
NO. 2
2
37 4A
N50(A), T11(B)
Transmission Control Switch
(Transmission Floor Shift Assembly)
IG
4 A (LHD)
4 B (RHD)
L
(RHD)
4 TN1
(LHD)
L
(RHD)
N106
Diode (A/T Shift)
3
1
2
6 A (RHD)
6 B (LHD)
N127(A), N128(B)
Junction
Connector
7 A
7 B
5 A (RHD)
5 B (LHD)
L
B
W
BR
W
Y

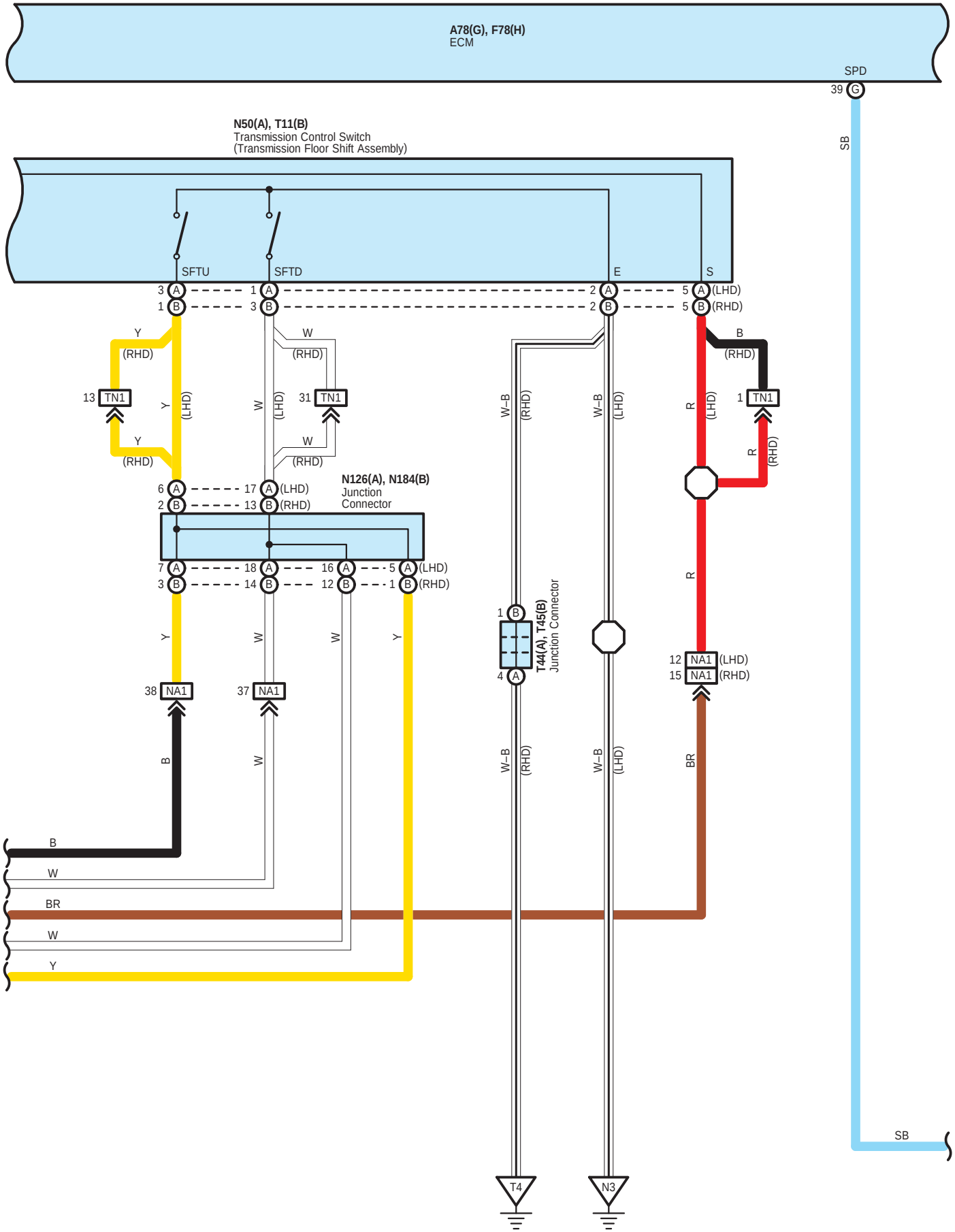
A78(G), F78(H)
ECM
SPD
39 G
SB
N50(A), T11(B)
Transmission Control Switch
(Transmission Floor Shift Assembly)
SFTU
SFTD
E
S
3 A
1 B
1 A
3 B
2 A
2 B
5 A (LHD)
5 B (RHD)
Y
(RHD)
W
(RHD)
B
(RHD)
13 TN1
Y
(LHD)
W
(LHD)
31 TN1
W–B
(RHD)
W–B
(LHD)
R
(LHD)
1 TN1
R
(RHD)
Y
(RHD)
W
(RHD)
6 A
2 B
17 A (LHD)
13 B (RHD)
N126(A), N184(B)
Junction
Connector
7 A
3 B
18 A
14 B
16 A
12 B
5 A (LHD)
1 B (RHD)
R
1 B
4 A
T44(A), T45(B)
Junction Connector
12 NA1 (LHD)
15 NA1 (RHD)
Y
W
W
Y
38 NA1
37 NA1
B
W
W–B
(RHD)
W–B
(LHD)
BR
B
W
BR
W
Y
T4
N3
SB

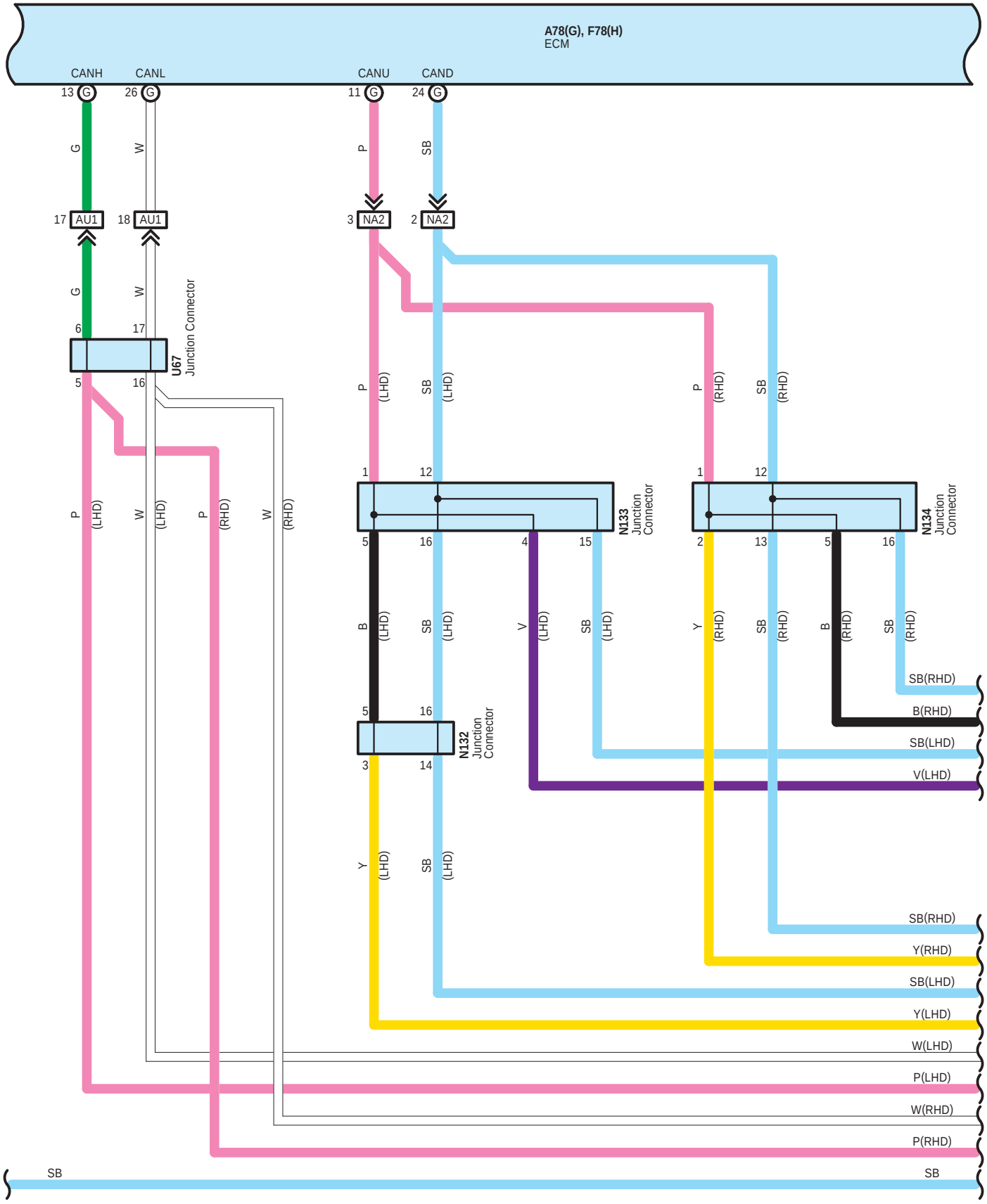
A78(G), F78(H)
ECM
CANH
CANL
CANU
CAND
13 G
26 G
11 G
24 G
G
W
P
SB
17 AU1
18 AU1
3 NA2
2 NA2
G
W
6
17
U67
Junction Connector
5
16
P (LHD)
W (LHD)
P (RHD)
W (RHD)
P (LHD)
SB (LHD)
P (RHD)
SB (RHD)
1
12
N133
Junction
Connector
5
16
4
15
N134
Junction
Connector
2
13
5
16
B (LHD)
SB (LHD)
V (LHD)
SB (LHD)
Y (RHD)
SB (RHD)
B (RHD)
SB (RHD)
SB(RHD)
B(RHD)
SB(LHD)
V(LHD)
5
16
N132
Junction
Connector
3
14
Y (LHD)
SB (LHD)
SB(RHD)
Y(RHD)
SB(LHD)
Y(LHD)
W(LHD)
P(LHD)
W(RHD)
P(RHD)
SB
SB

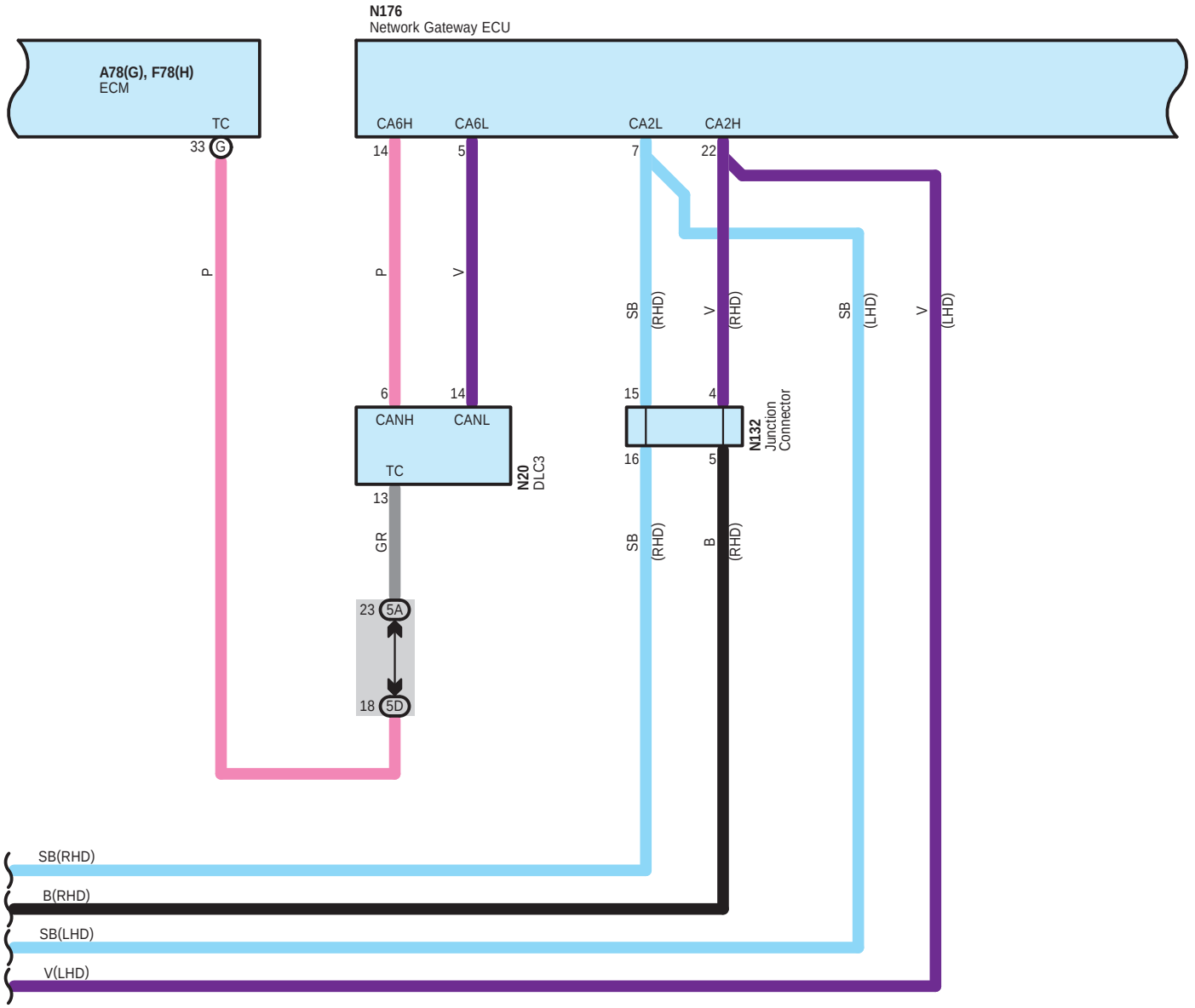
N176
Network Gateway ECU
A78(G), F78(H)
ECM
TC
33 G
CA6H
CA6L
CA2L
CA2H
14
5
7
22
P
P
V
SB (RHD)
V (RHD)
SB (LHD)
V (LHD)
6
14
15
4
CANH
CANL
N132
Junction Connector
TC
N20
DLC3
16
5
13
GR
SB (RHD)
B (RHD)
23 5A
18 5D
SB(RHD)
B(RHD)
SB(LHD)
V(LHD)


SB(RHD)
Y(RHD)
SB(LHD)
Y(LHD)
W(LHD)
P(LHD)
W(RHD)
P(RHD)
SB

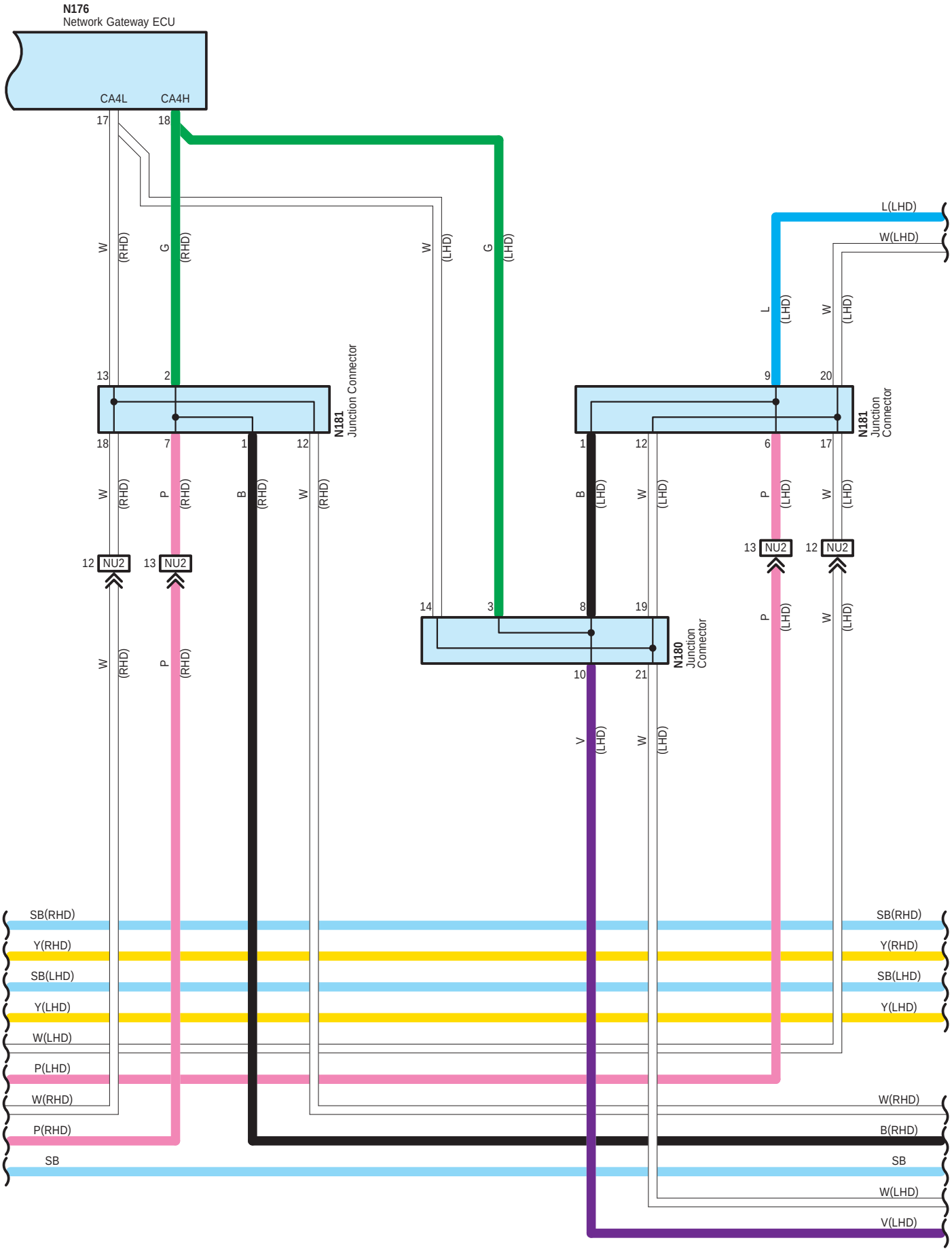
N176
Network Gateway ECU
CA4L
CA4H
17
18
W (RHD)
G (RHD)
W (LHD)
G (LHD)
L(LHD)
W(LHD)
L (LHD)
W (LHD)
13
2
N181
Junction Connector
9
20
N181
Junction Connector
18
7
1
12
1
12
6
17
W (RHD)
P (RHD)
B (RHD)
W (RHD)
B (LHD)
W (LHD)
P (LHD)
W (LHD)
12 NU2
13 NU2
13 NU2
12 NU2
14
3
8
19
N180
Junction Connector
10
21
W (RHD)
P (RHD)
P (LHD)
W (LHD)
V (LHD)
W (LHD)
SB(RHD)
Y(RHD)
SB(LHD)
Y(LHD)
W(LHD)
P(LHD)
W(RHD)
P(RHD)
SB
SB(RHD)
Y(RHD)
SB(LHD)
Y(LHD)
W(RHD)
B(RHD)
SB
W(LHD)
V(LHD)

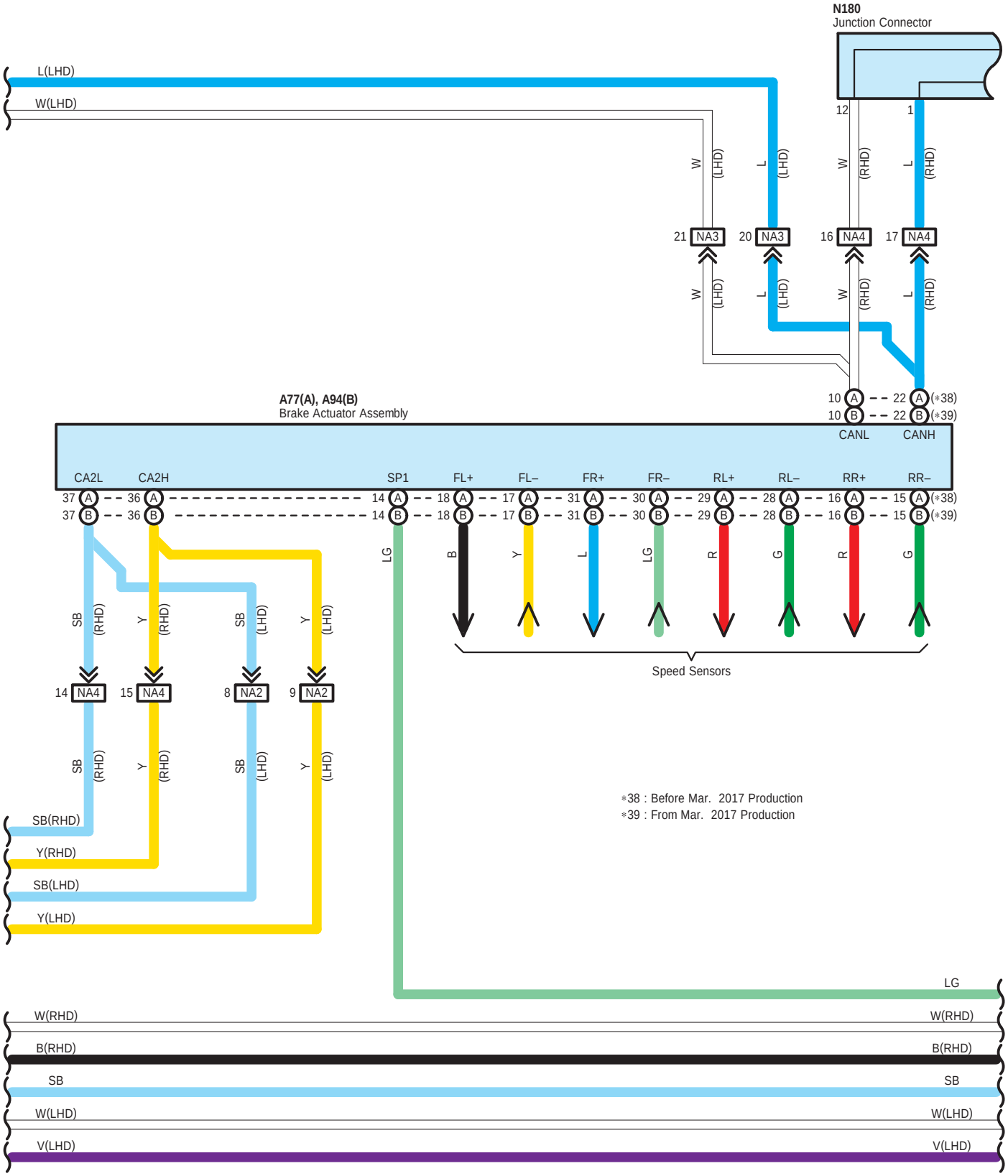
N180
Junction Connector
L(LHD)
W(LHD)
12
1
W (LHD)
L (LHD)
W (RHD)
L (RHD)
21 NA3
20 NA3
16 NA4
17 NA4
A77(A), A94(B)
Brake Actuator Assembly
10 A 22 A (*38)
10 B 22 B (*39)
CANL
CANH
CA2L
CA2H
SP1
FL+
FL–
FR+
FR–
RL+
RL–
RR+
RR–
37 A 36 A 14 A 18 A 17 A 31 A 30 A 29 A 28 A 16 A 15 A (*38)
37 B 36 B 14 B 18 B 17 B 31 B 30 B 29 B 28 B 16 B 15 B (*39)
LG
B
Y
L
LG
R
G
R
G
SB (RHD)
Y (RHD)
SB (LHD)
Y (LHD)
Speed Sensors
14 NA4
15 NA4
8 NA2
9 NA2
*38 : Before Mar. 2017 Production
*39 : From Mar. 2017 Production
SB(RHD)
Y(RHD)
SB(LHD)
Y(LHD)
LG
W(RHD)
B(RHD)
SB
W(LHD)
V(LHD)

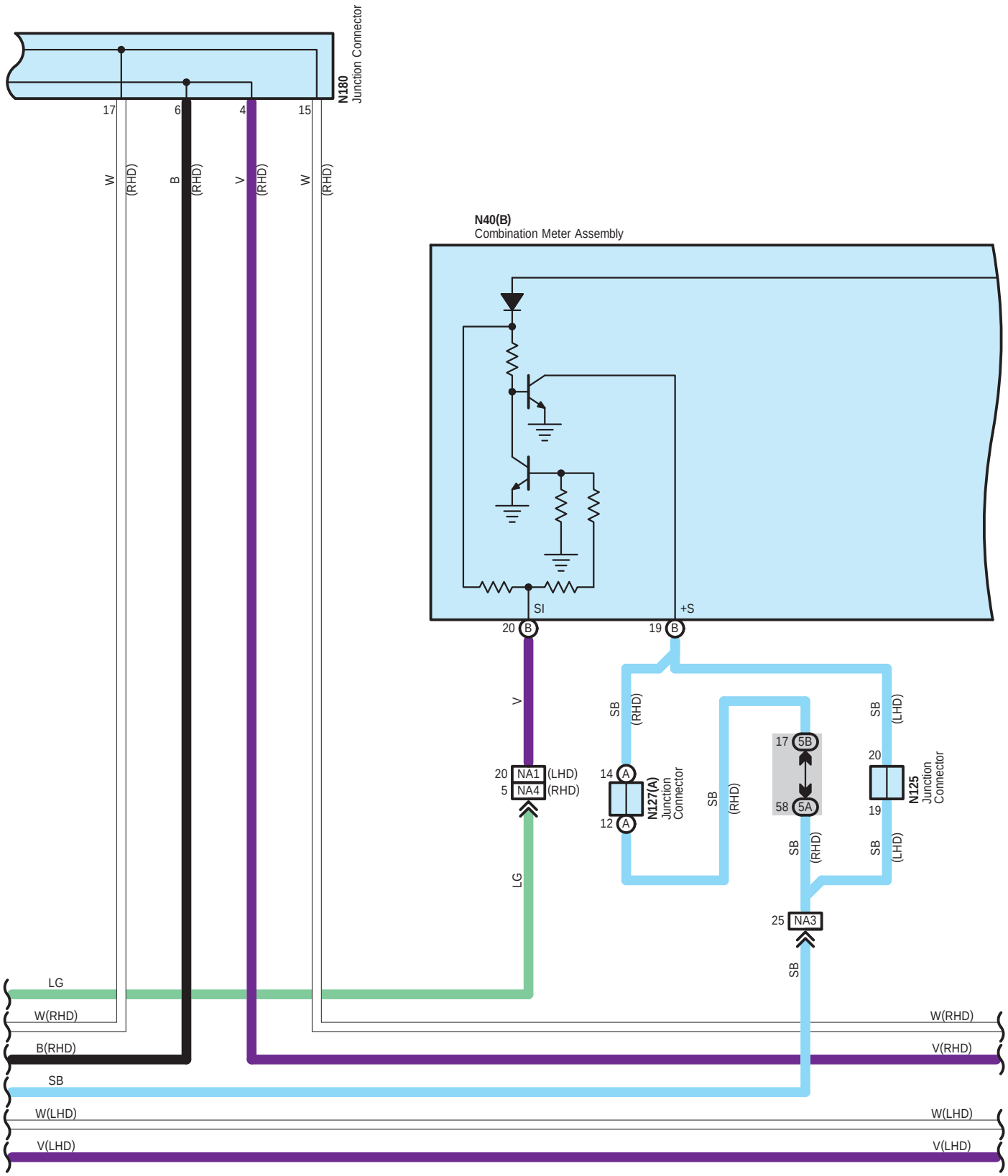
N180
Junction Connector
17
6
4
15
W
(RHD)
B
(RHD)
V
(RHD)
W
(RHD)
N40(B)
Combination Meter Assembly
SI
+S
20
B
19
B
V
SB
(RHD)
SB
(LHD)
20
NA1
(LHD)
5
NA4
(RHD)
14
A
12
A
N127(A)
Junction
Connector
SB
(RHD)
17
5B
58
5A
20
19
N125
Junction
Connector
SB
(RHD)
SB
(LHD)
LG
25
NA3
SB
LG
W(RHD)
B(RHD)
SB
W(LHD)
V(LHD)
W(RHD)
V(RHD)
W(LHD)
V(LHD)

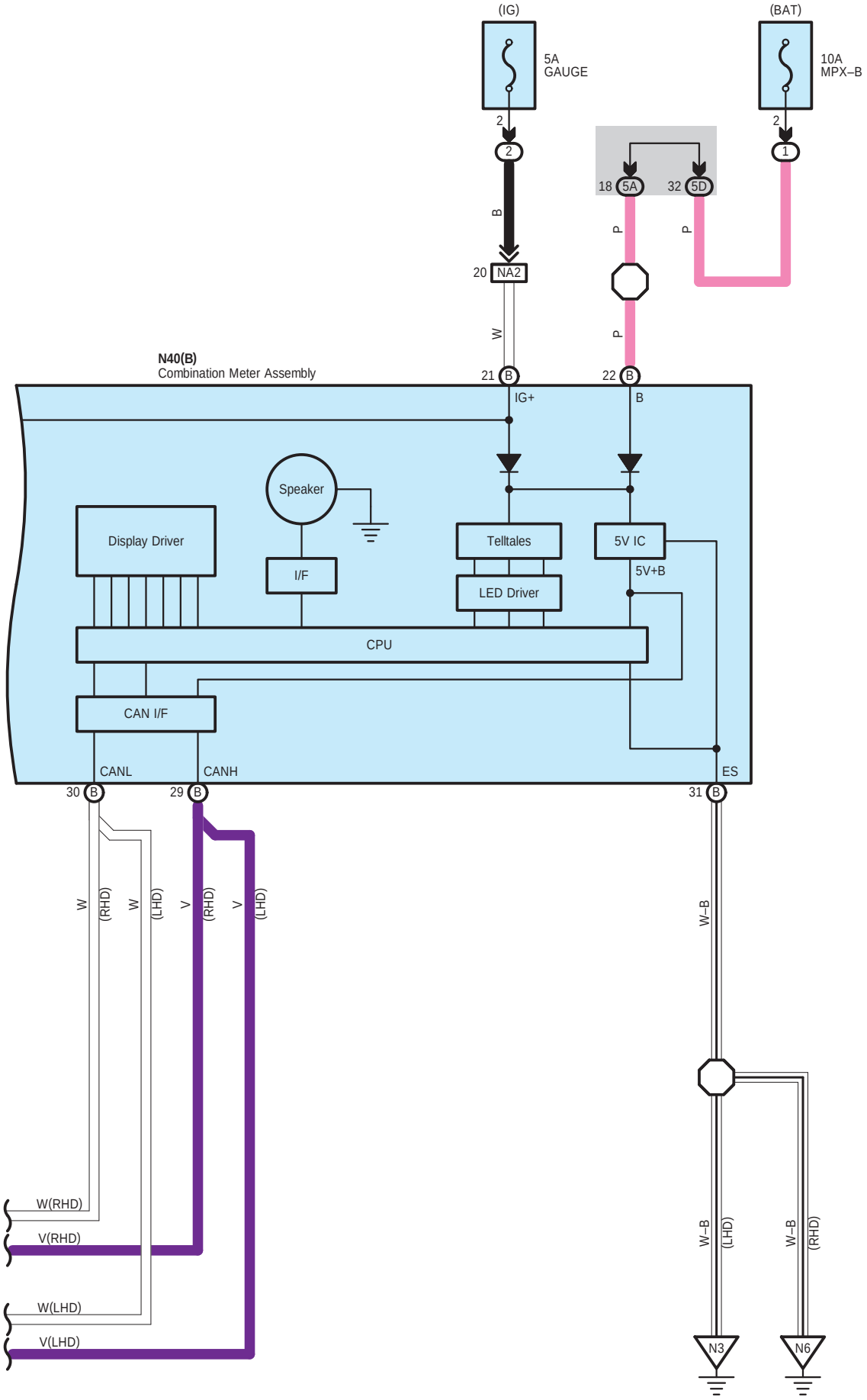
(IG)
5A
GAUGE
(BAT)
10A
MPX–B
2
2
2
1
18 5A
32 5D
B
P
P
20 NA2
W
P
N40(B)
Combination Meter Assembly
21 B
22 B
IG+
B
Speaker
Display Driver
I/F
Telltales
LED Driver
5V IC
5V+B
CPU
CAN I/F
CANL
CANH
ES
30 B
29 B
31 B
W
(RHD)
W
(LHD)
V
(RHD)
V
(LHD)
W–B
W(RHD)
V(RHD)
W(LHD)
V(LHD)
W–B
(LHD)
W–B
(RHD)
N3
N6

A 2
Black



A 5
White

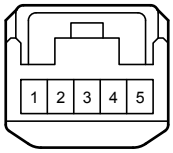

A 51
Blue

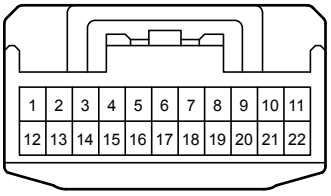

A 53
Black

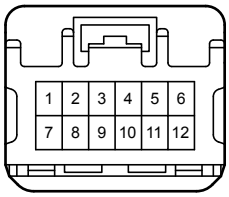

A 68
Gray

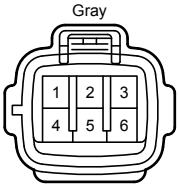

A 69
Gray

A 75
White

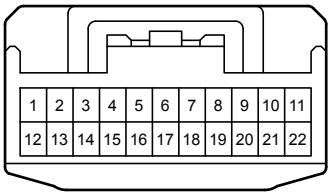

A 77
Black

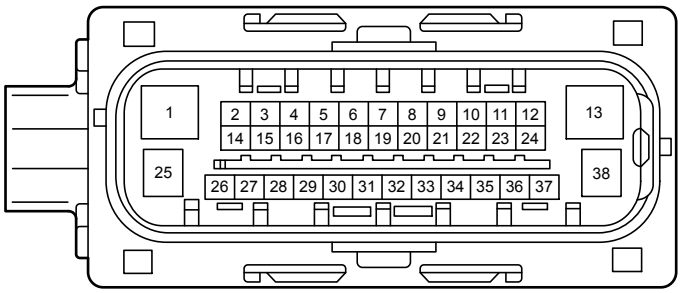

A 78
Black

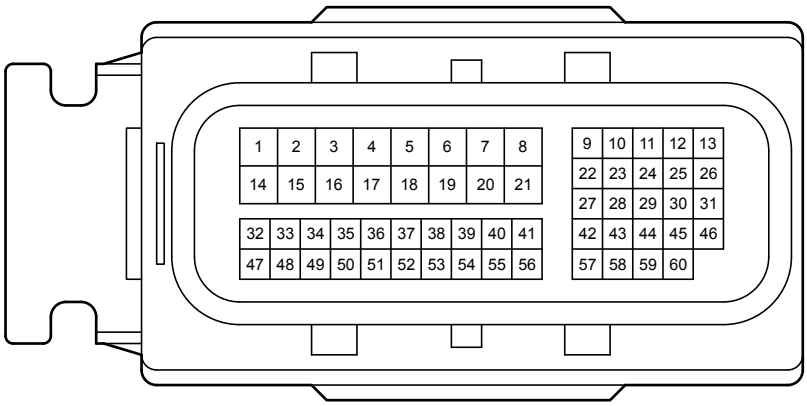

A 90
White

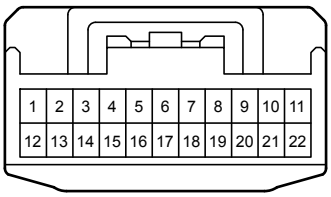

A 92
Gray

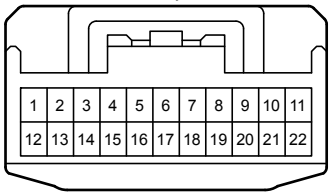

A 94
Black

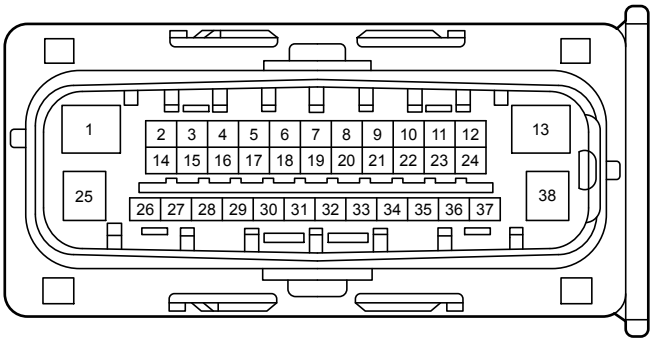

F 24
Black



F 48
Black

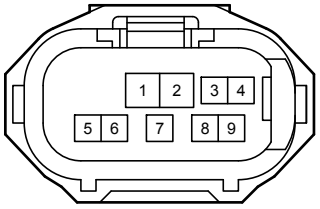

F 57
Gray

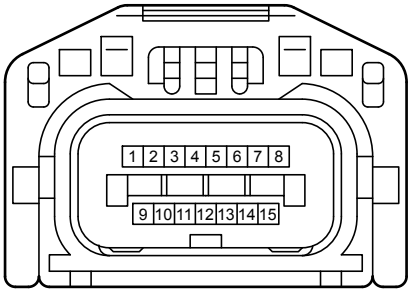

F 65
Gray

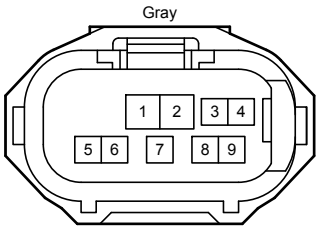

F 73
Gray

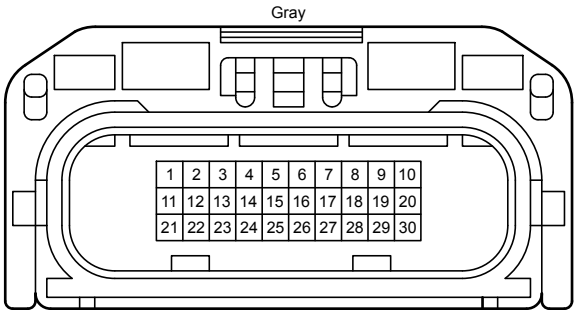

F 78
Black

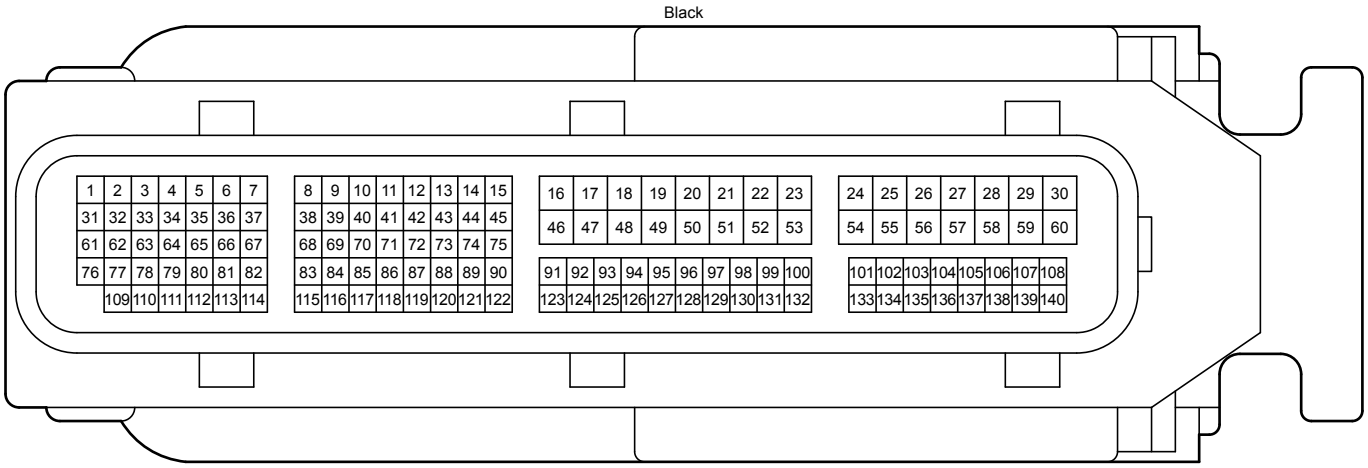

F115
Blue

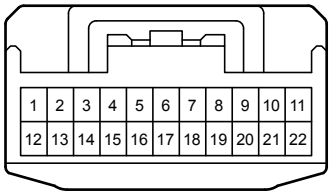

N 20
Black

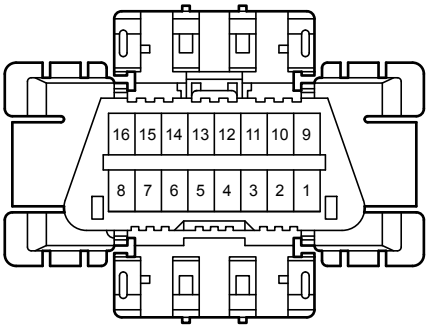

N 31
Black

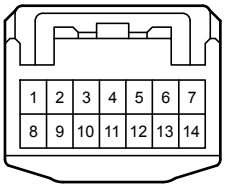

N 40
Black

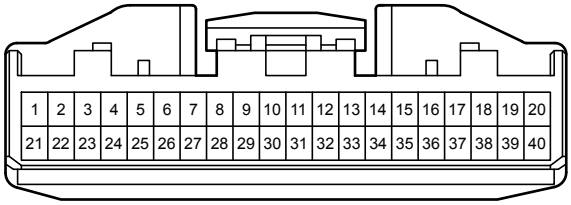

N 50
White

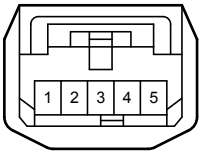

N106
Gray

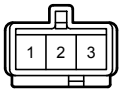

N125
Blue

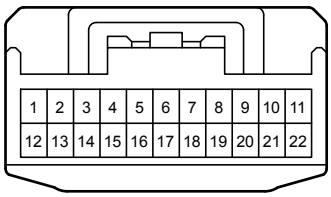

N126
Blue

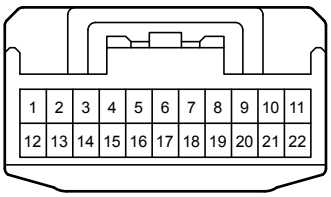

N127
Blue

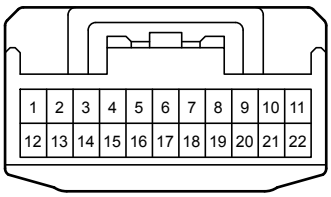

N128
Blue

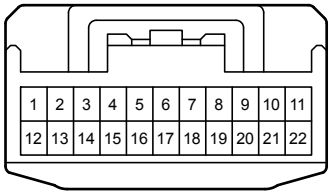

N132
Black

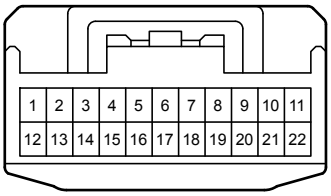

N133
Black

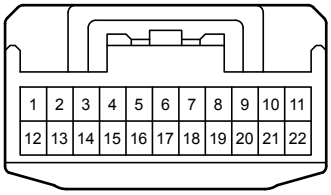

N134
Black

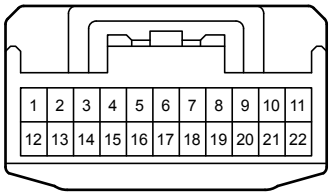

N176
Black

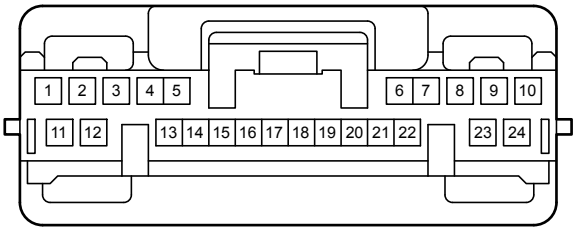

N180
Gray

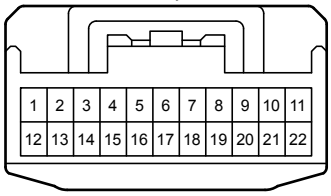

N181
Gray

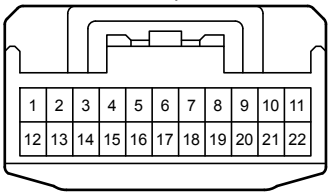

N184
Black

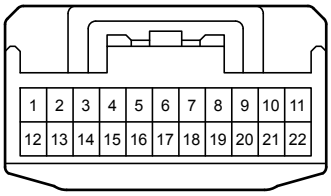

T 11
White

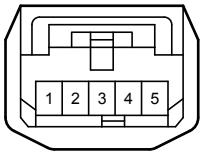

T 44
Blue



T 45
Blue



U 67
Gray

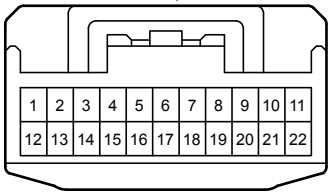

z 4
Black

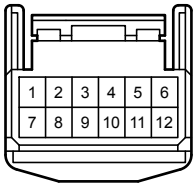

z 18
White

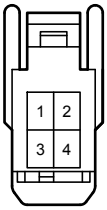

1A

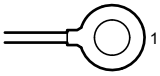

2A
Black

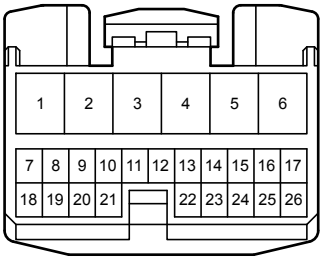

2D
White

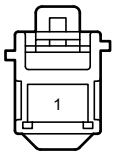

2E
White

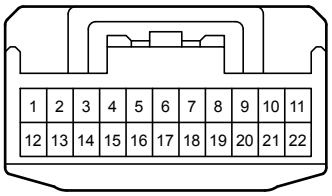

2F
White

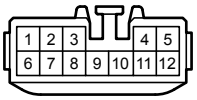

4A
White

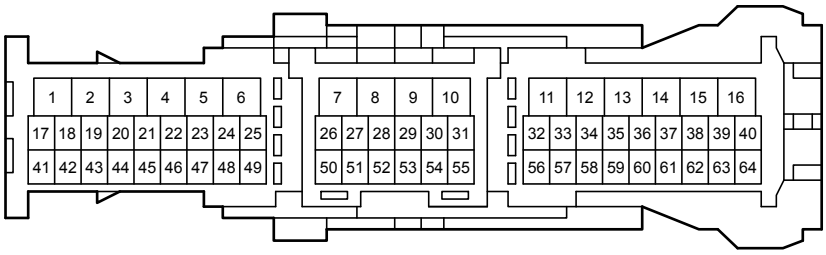

4B
White

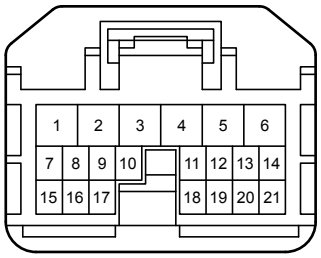

4D
White

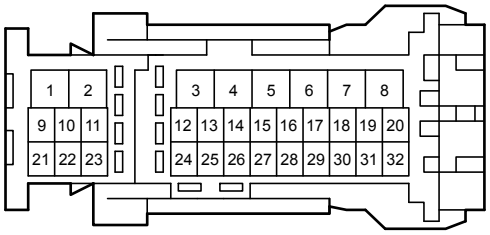

5A
White

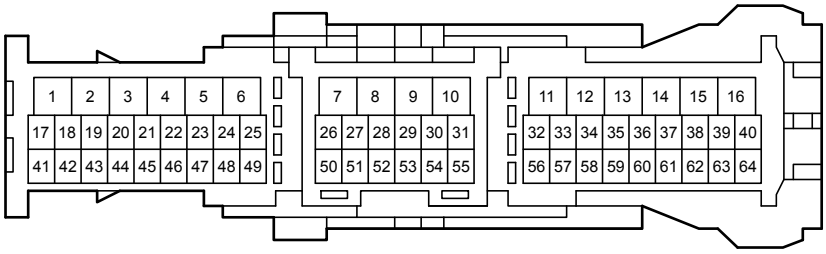

5B
White

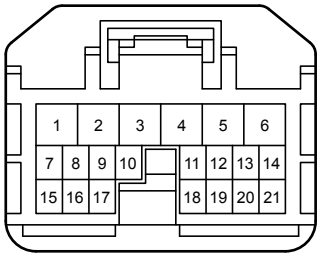

5D
White

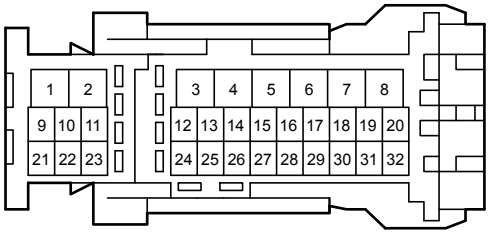

AF2
White

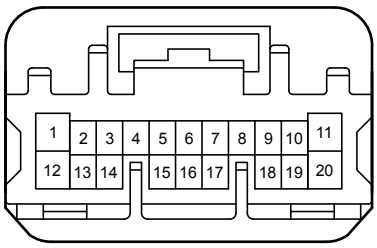

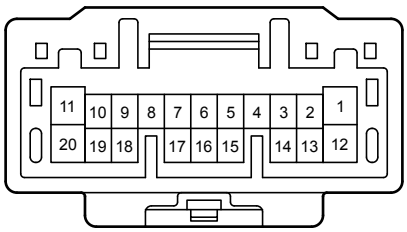

AU1
White

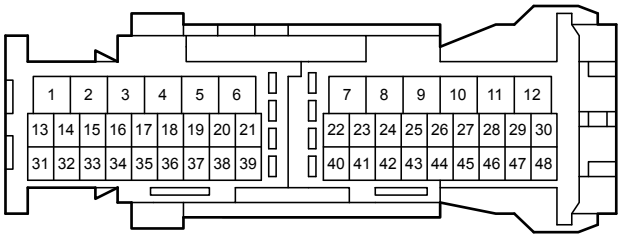

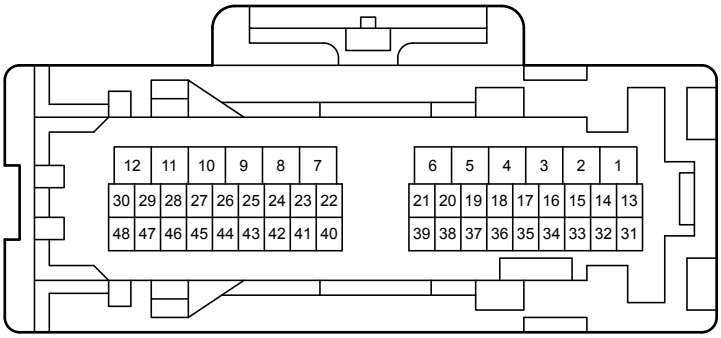

BA2
White

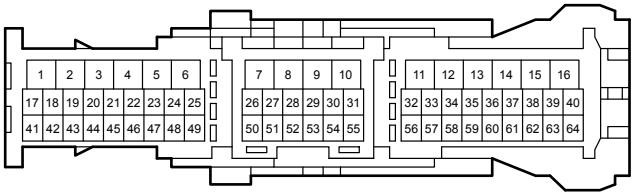

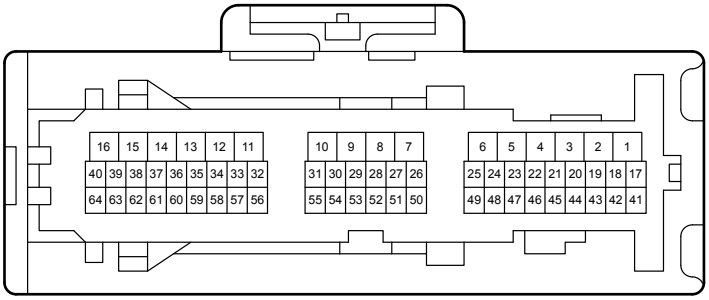

NA1
White

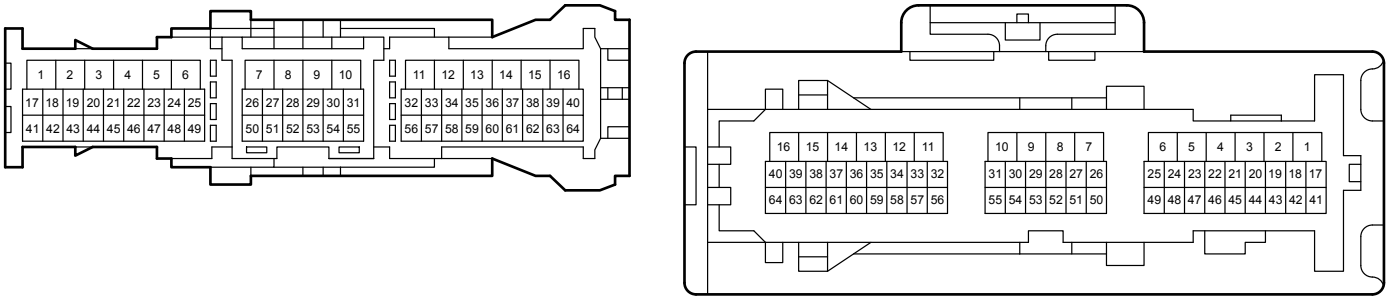

NA2
White

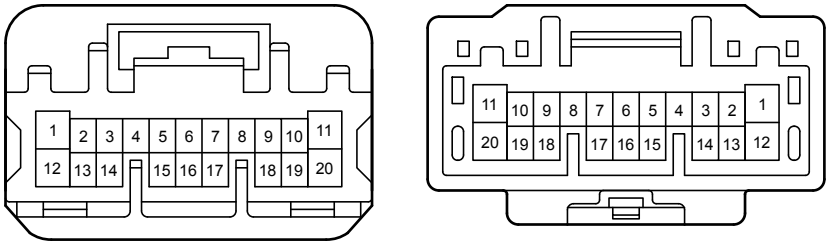

NA3
White

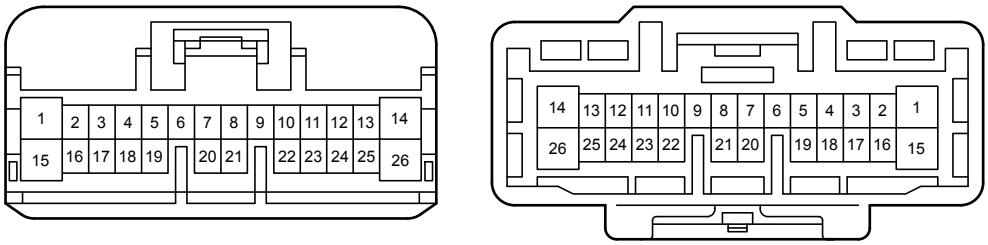

NA4
Gray

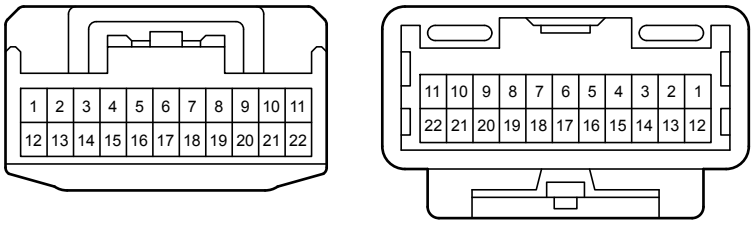

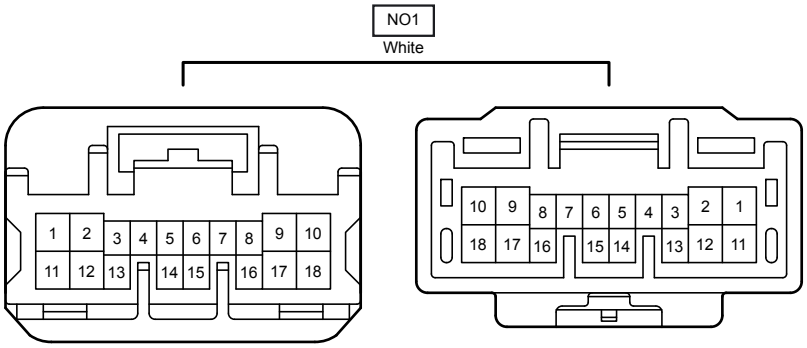
NO1
White
1 2 3 4 5 6 7 8 9 10
11 12 13 14 15 16 17 18
10 9 8 7 6 5 4 3 2 1
18 17 16 15 14 13 12 11

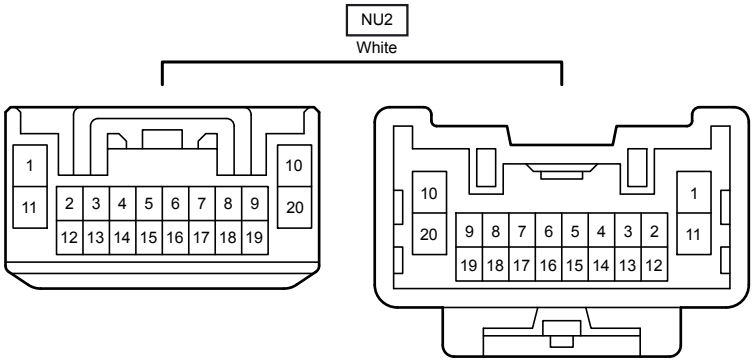
NU2
White
1 10
11 2 3 4 5 6 7 8 9 20
12 13 14 15 16 17 18 19
10 1
20 9 8 7 6 5 4 3 2 11
19 18 17 16 15 14 13 12

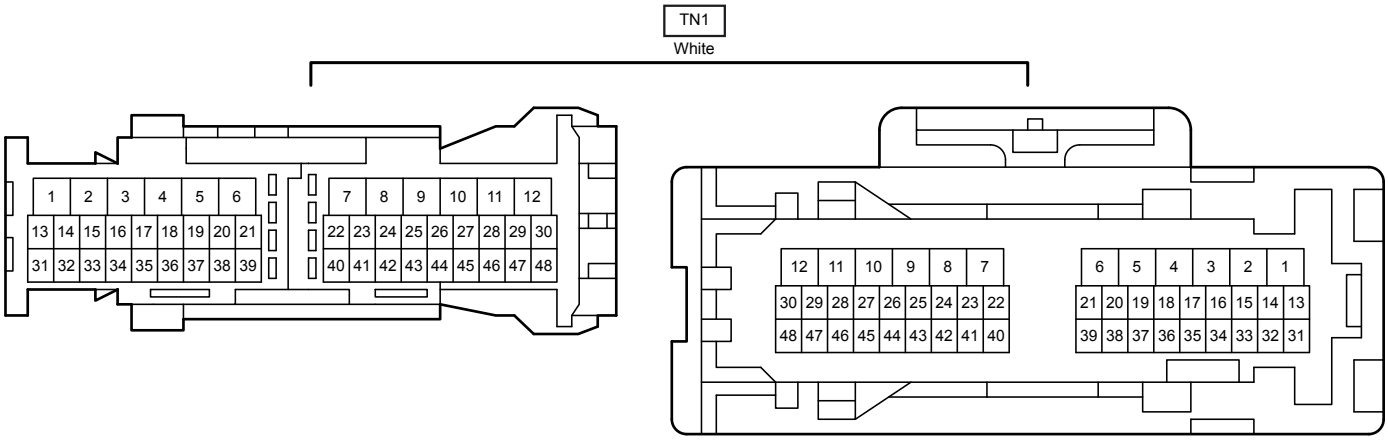
TN1
White
1 2 3 4 5 6 7 8 9 10 11 12
13 14 15 16 17 18 19 20 21 22 23 24 25 26 27 28 29 30
31 32 33 34 35 36 37 38 39 40 41 42 43 44 45 46 47 48
12 11 10 9 8 7 6 5 4 3 2 1
30 29 28 27 26 25 24 23 22 21 20 19 18 17 16 15 14 13
48 47 46 45 44 43 42 41 40 39 38 37 36 35 34 33 32 31