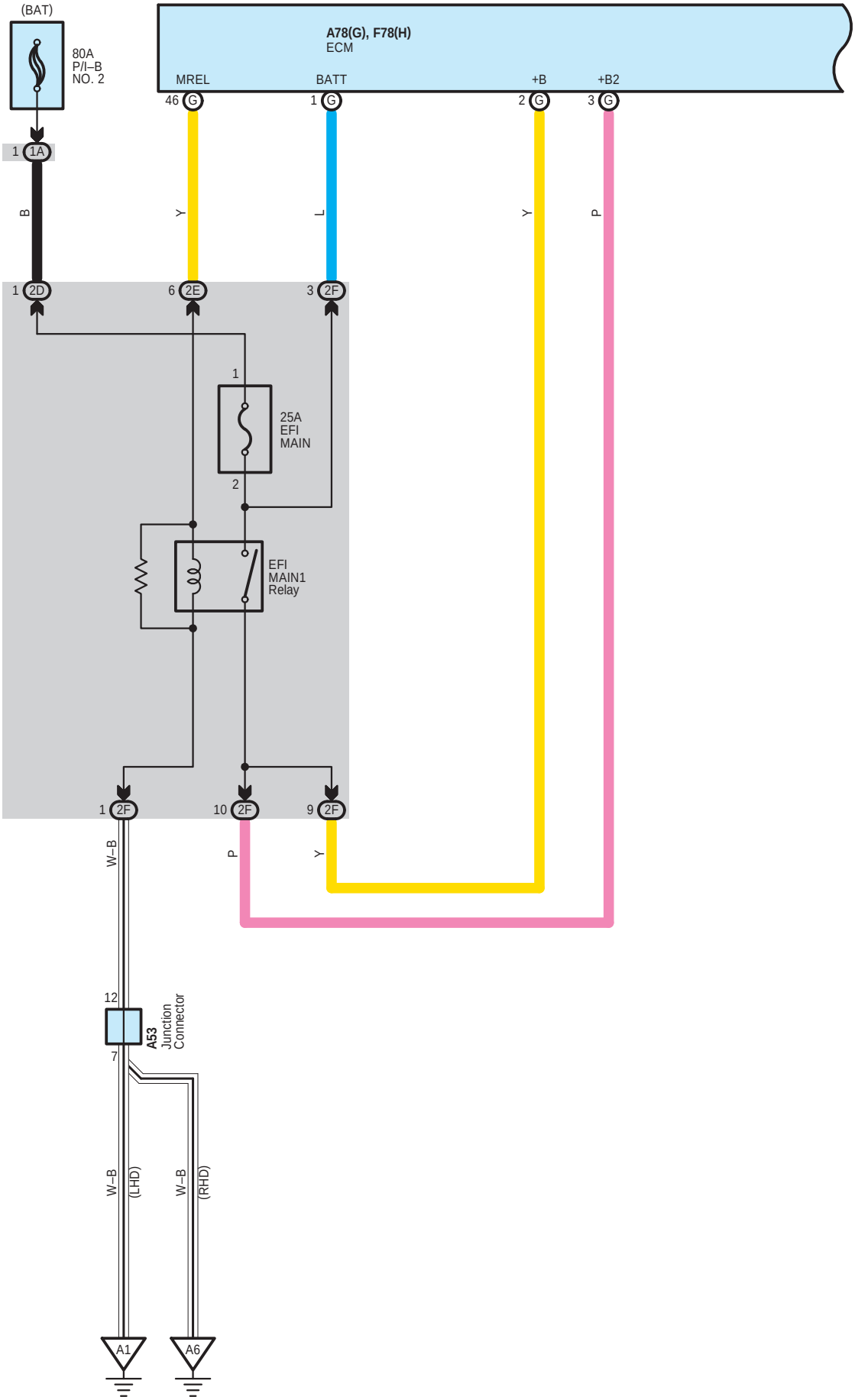
(BAT)
80A
P/I–B
NO. 2
A78(G), F78(H)
ECM
MREL
BATT
+B
+B2
46 G
1 G
2 G
3 G
1 1A
B
Y
L
Y
P
1 2D
6 2E
3 2F
1
25A
EFI
MAIN
2
EFI
MAIN1
Relay
1 2F
10 2F
9 2F
W–B
P
Y
12
A53
Junction
Connector
7
W–B
(LHD)
W–B
(RHD)
A1
A6

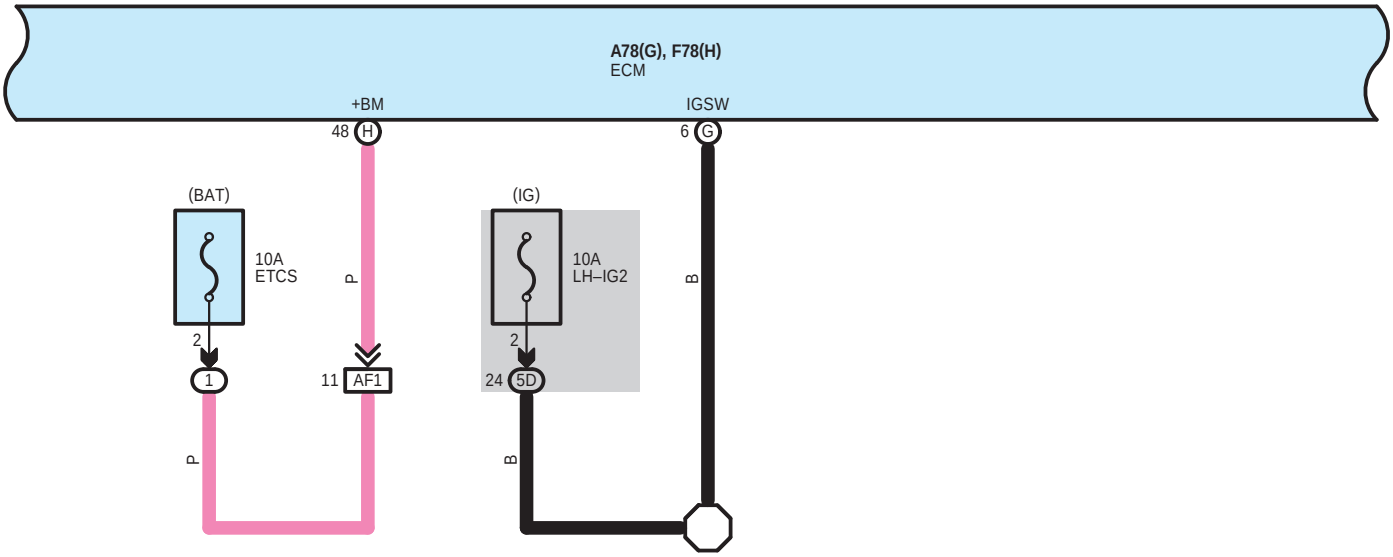
A78(G), F78(H)
ECM
+BM
IGSW
48 H
6 G
(BAT)
10A
ETCS
P
2
1
11 AF1
P
(IG)
10A
LH–IG2
B
2
24 5D
B

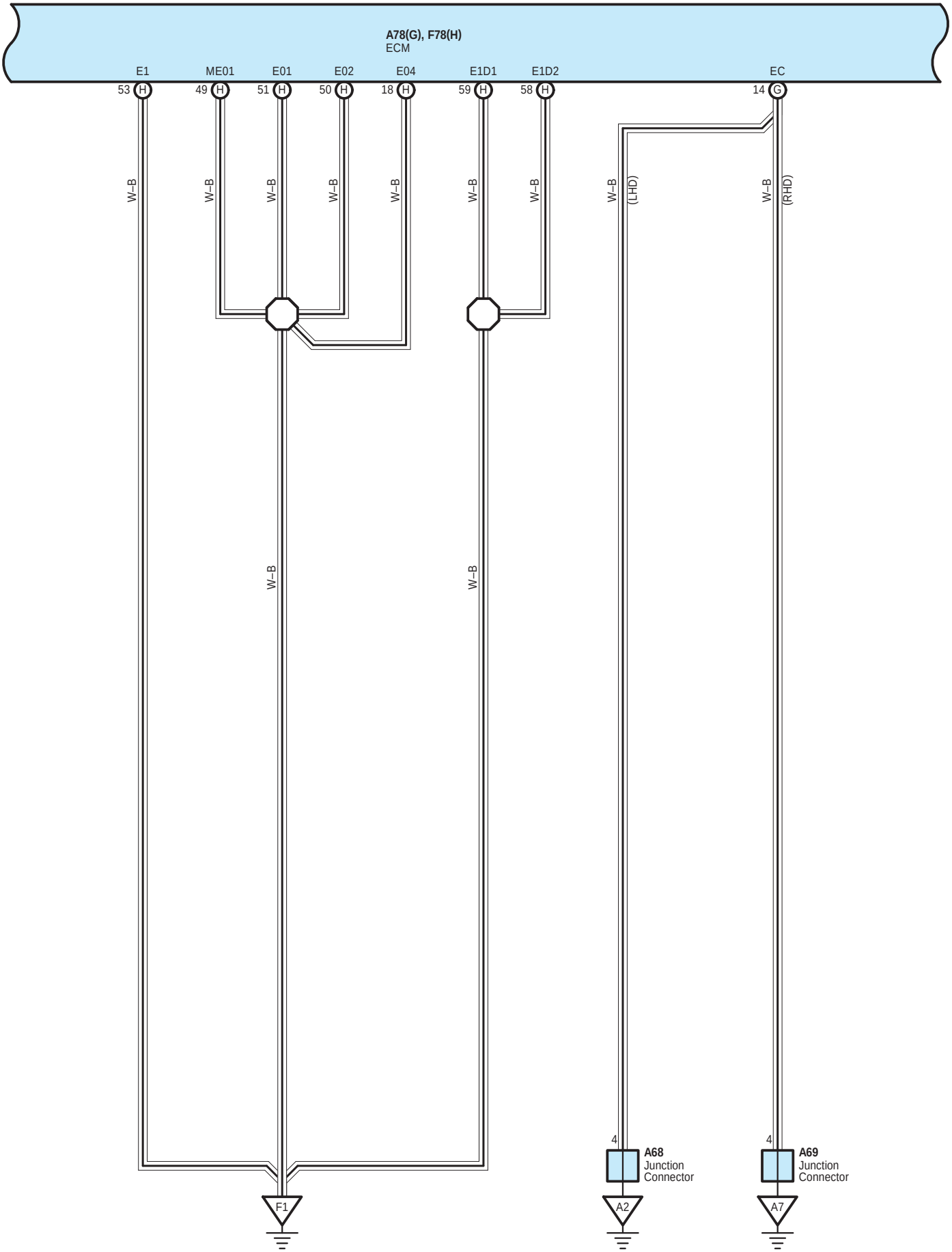
A78(G), F78(H)
ECM
E1
ME01
E01
E02
E04
E1D1
E1D2
EC
53 H
49 H
51 H
50 H
18 H
59 H
58 H
14 G
W–B
W–B (LHD)
W–B (RHD)
4
A68
Junction
Connector
A69
Junction
Connector
F1
A2
A7

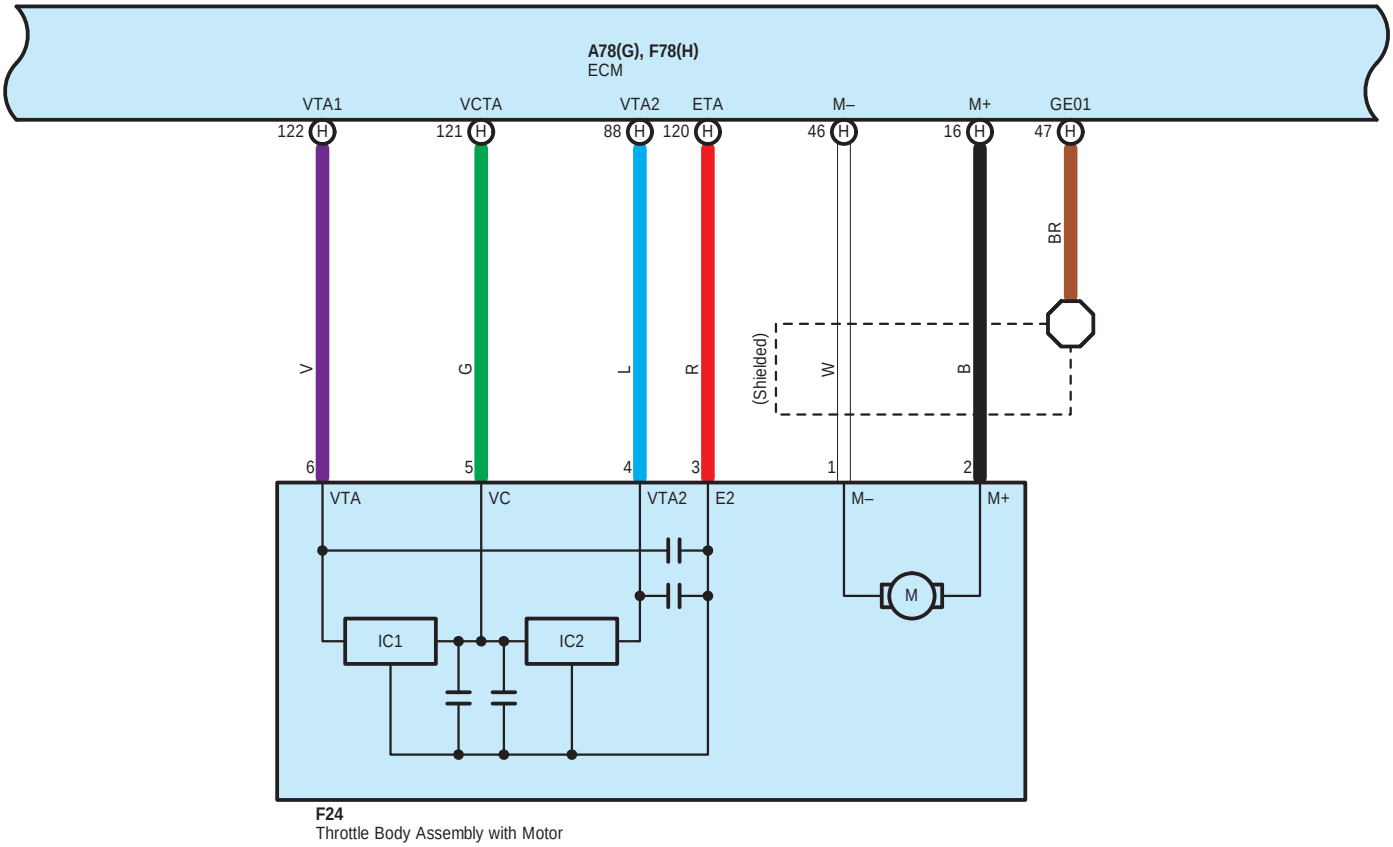
A78(G), F78(H)
ECM
VTA1
VCTA
VTA2
ETA
M–
M+
GE01
122 H
121 H
88 H
120 H
46 H
16 H
47 H
V
G
L
R
(Shielded)
W
B
BR
6
5
4
3
1
2
VTA
VC
VTA2
E2
M–
M+
IC1
IC2
M
F24
Throttle Body Assembly with Motor

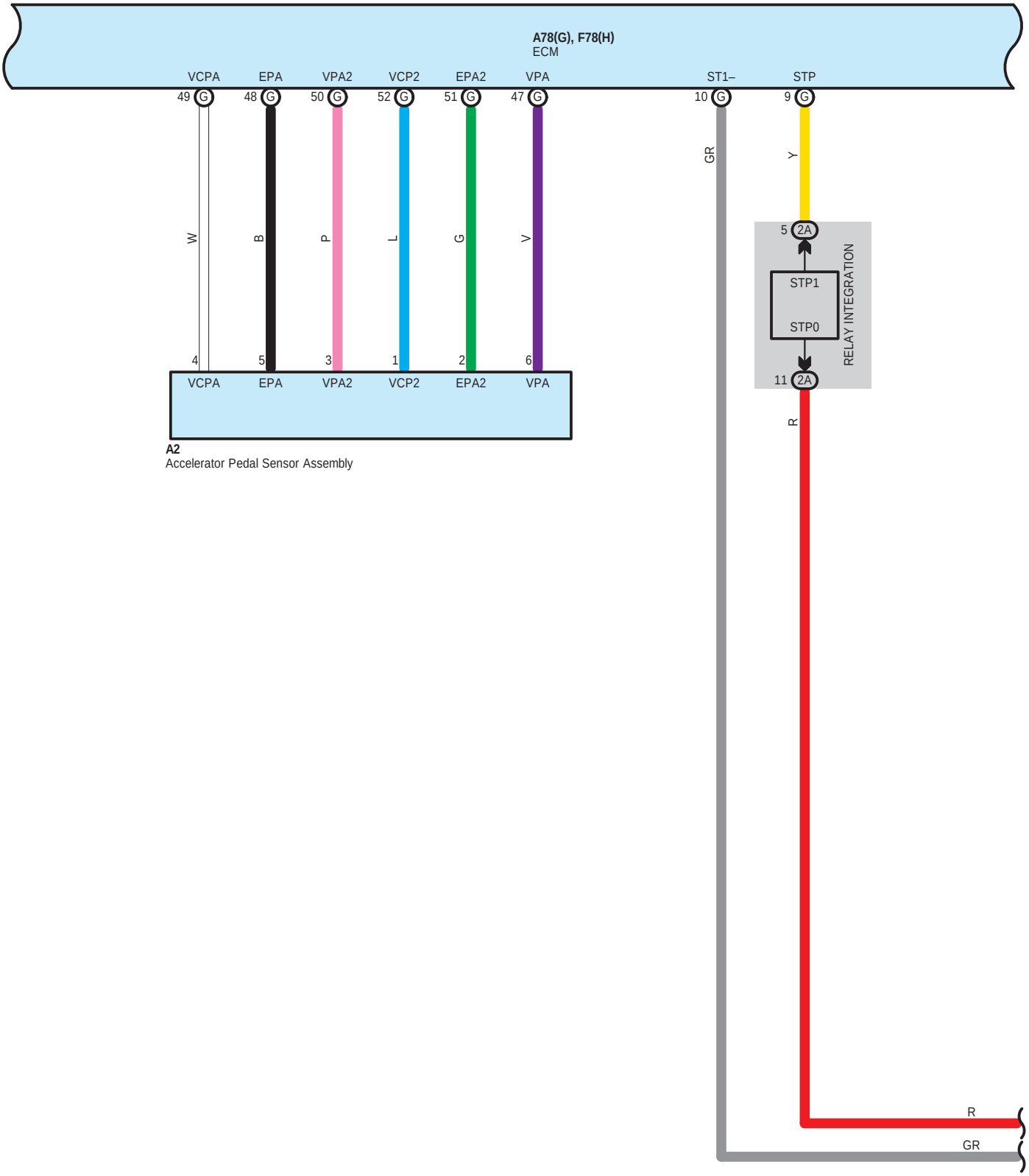
A78(G), F78(H)
ECM
VCPA
EPA
VPA2
VCP2
EPA2
VPA
ST1–
STP
49 G
48 G
50 G
52 G
51 G
47 G
10 G
9 G
W
B
P
L
G
V
GR
Y
5 2A
STP1
STP0
RELAY INTEGRATION
11 2A
R
4
5
3
1
2
6
VCPA
EPA
VPA2
VCP2
EPA2
VPA
A2
Accelerator Pedal Sensor Assembly
R
GR

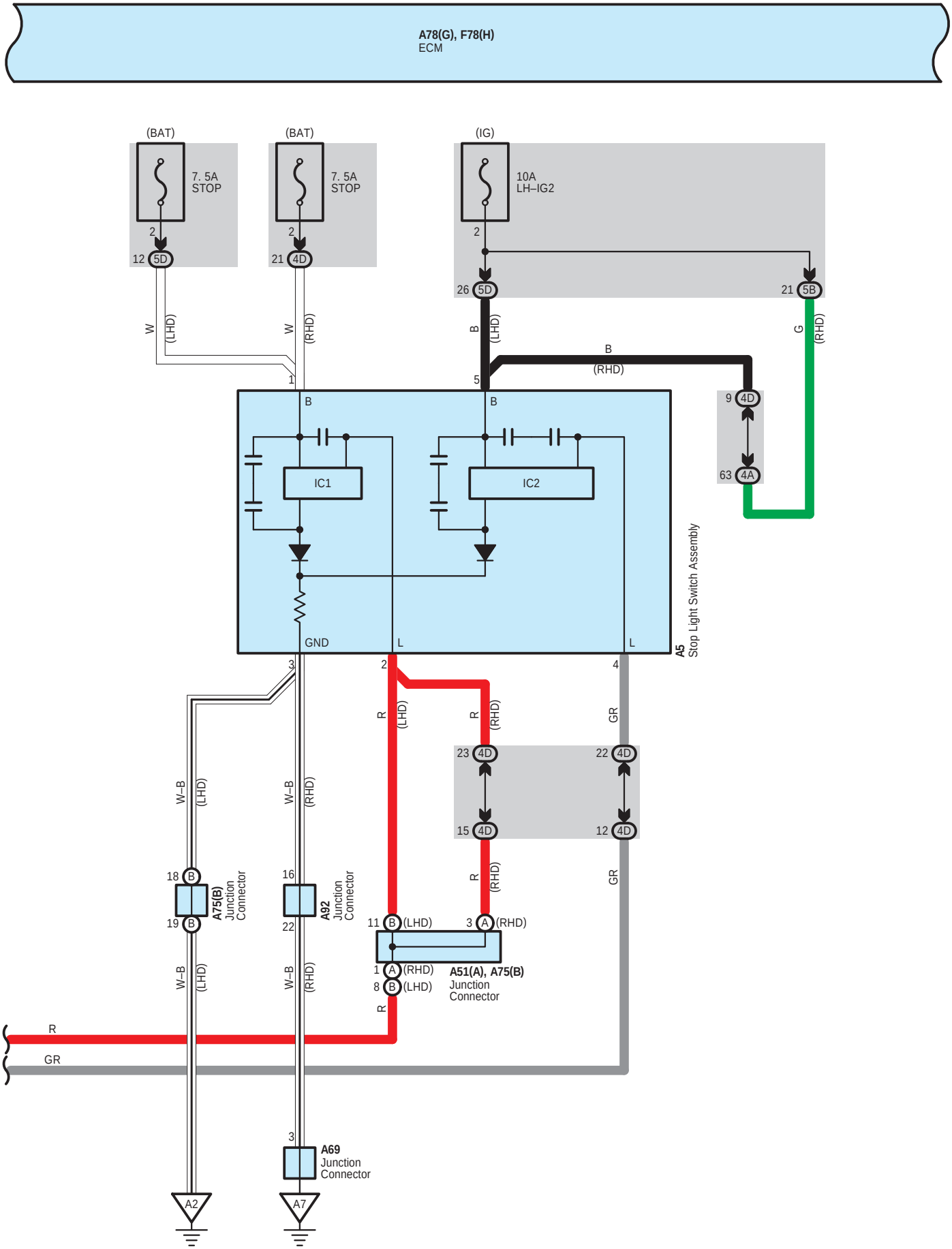
A78(G), F78(H)
ECM
(BAT)
7. 5A
STOP
(BAT)
7. 5A
STOP
(IG)
10A
LH–IG2
IC1
IC2
GND
A5
Stop Light Switch Assembly
A75(B)
Junction
Connector
A92
Junction
Connector
A51(A), A75(B)
Junction
Connector
A69
Junction
Connector
A2
A7

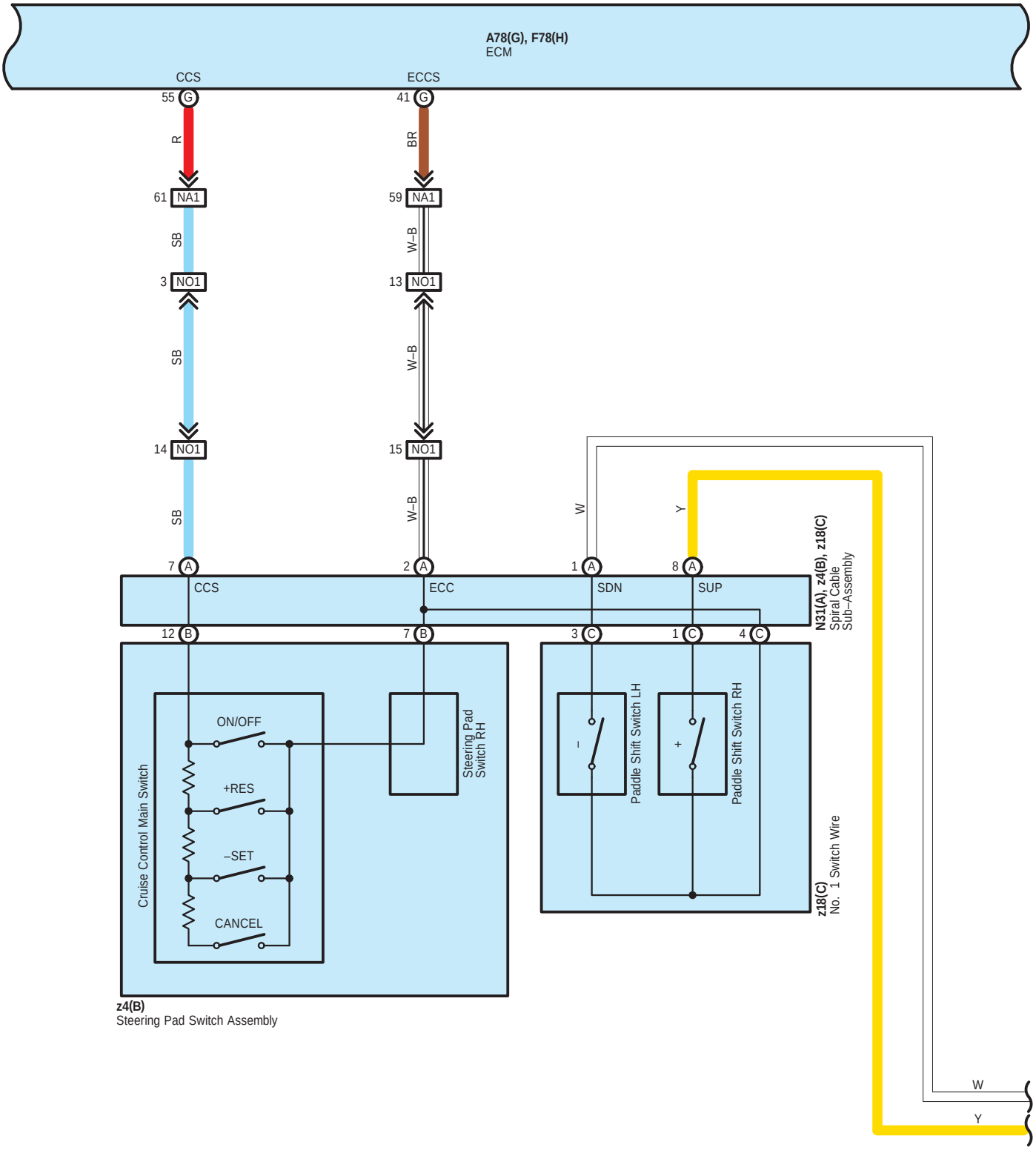
A78(G), F78(H)
ECM
CCS
ECCS
55 G
41 G
R
BR
61 NA1
59 NA1
SB
W–B
3 NO1
13 NO1
SB
W–B
14 NO1
15 NO1
SB
W–B
W
Y
7 A
2 A
1 A
8 A
CCS
ECC
SDN
SUP
N31(A), z4(B), z18(C)
Spiral Cable
Sub–Assembly
12 B
7 B
3 C
1 C
4 C
ON/OFF
+RES
–SET
CANCEL
Cruise Control Main Switch
Steering Pad
Switch RH
–
Paddle Shift Switch LH
+
Paddle Shift Switch RH
z18(C)
No. 1 Switch Wire
z4(B)
Steering Pad Switch Assembly
W
Y

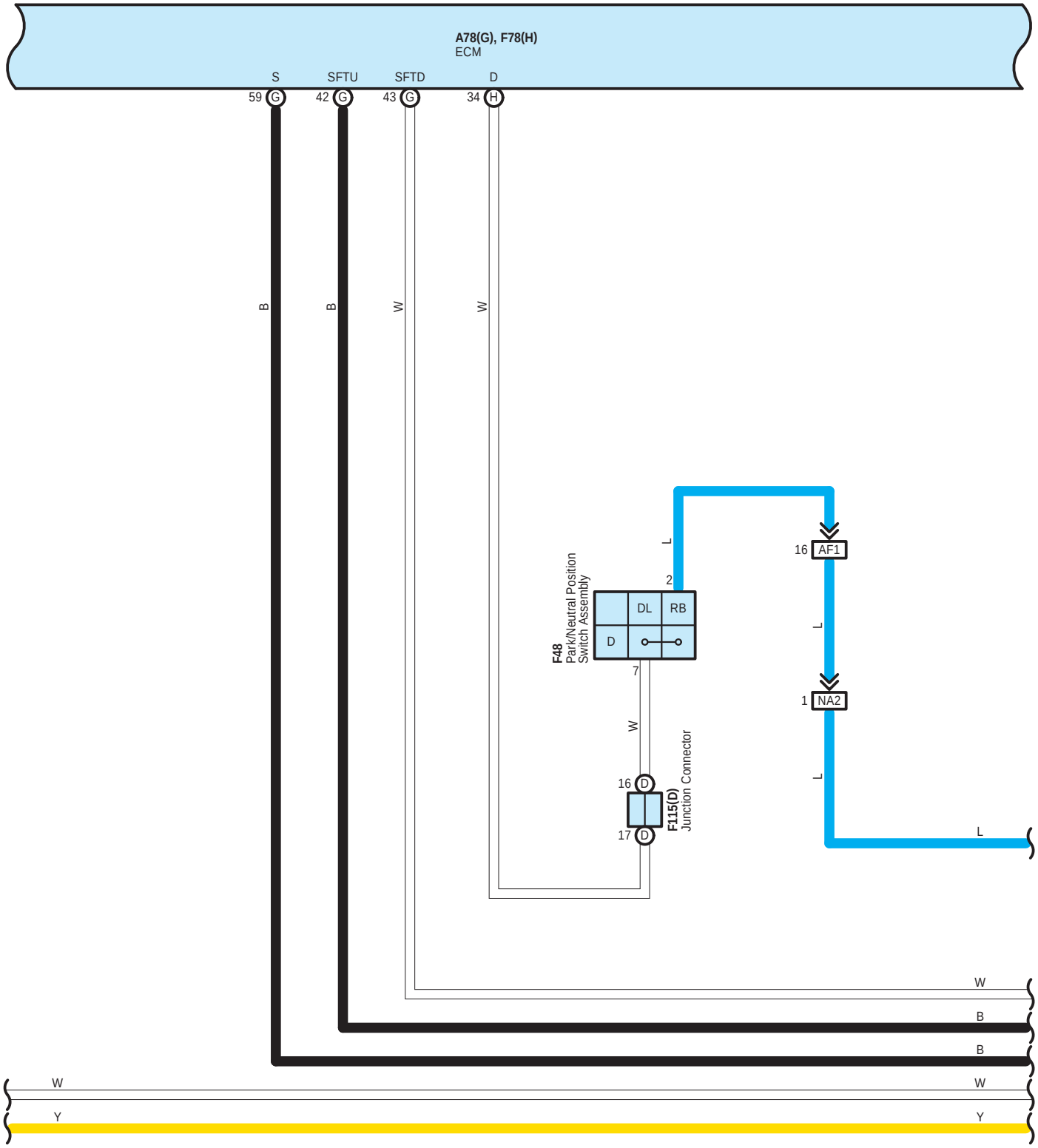
A78(G), F78(H)
ECM
S
SFTU
SFTD
D
59 G
42 G
43 G
34 H
B
B
W
W
L
2
F48
Park/Neutral Position
Switch Assembly
DL
RB
D
7
W
16 D
17 D
F115(D)
Junction Connector
16 AF1
L
1 NA2
L
L
W
B
B
W
W
Y
Y

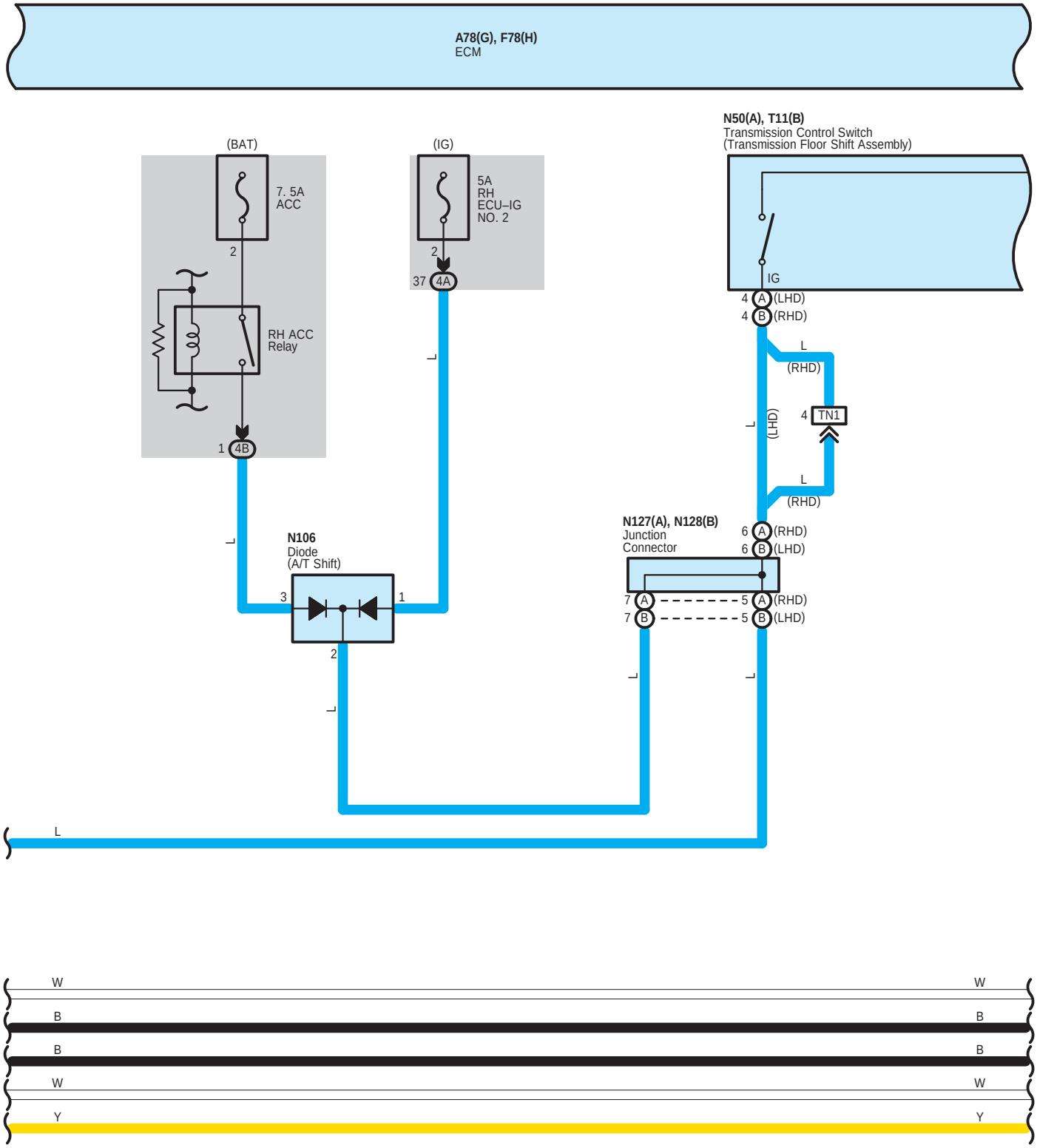
A78(G), F78(H)
ECM
(BAT)
7. 5A
ACC
2
RH ACC
Relay
1 4B
(IG)
5A
RH
ECU–IG
NO. 2
2
37 4A
N50(A), T11(B)
Transmission Control Switch
(Transmission Floor Shift Assembly)
IG
4 A (LHD)
4 B (RHD)
L
(RHD)
L
(LHD)
4 TN1
L
(RHD)
N106
Diode
(A/T Shift)
3
1
2
N127(A), N128(B)
Junction
Connector
6 A (RHD)
6 B (LHD)
7 A
7 B
5 A (RHD)
5 B (LHD)
L
L
L
L
L
W
W
B
B
B
B
W
W
Y
Y

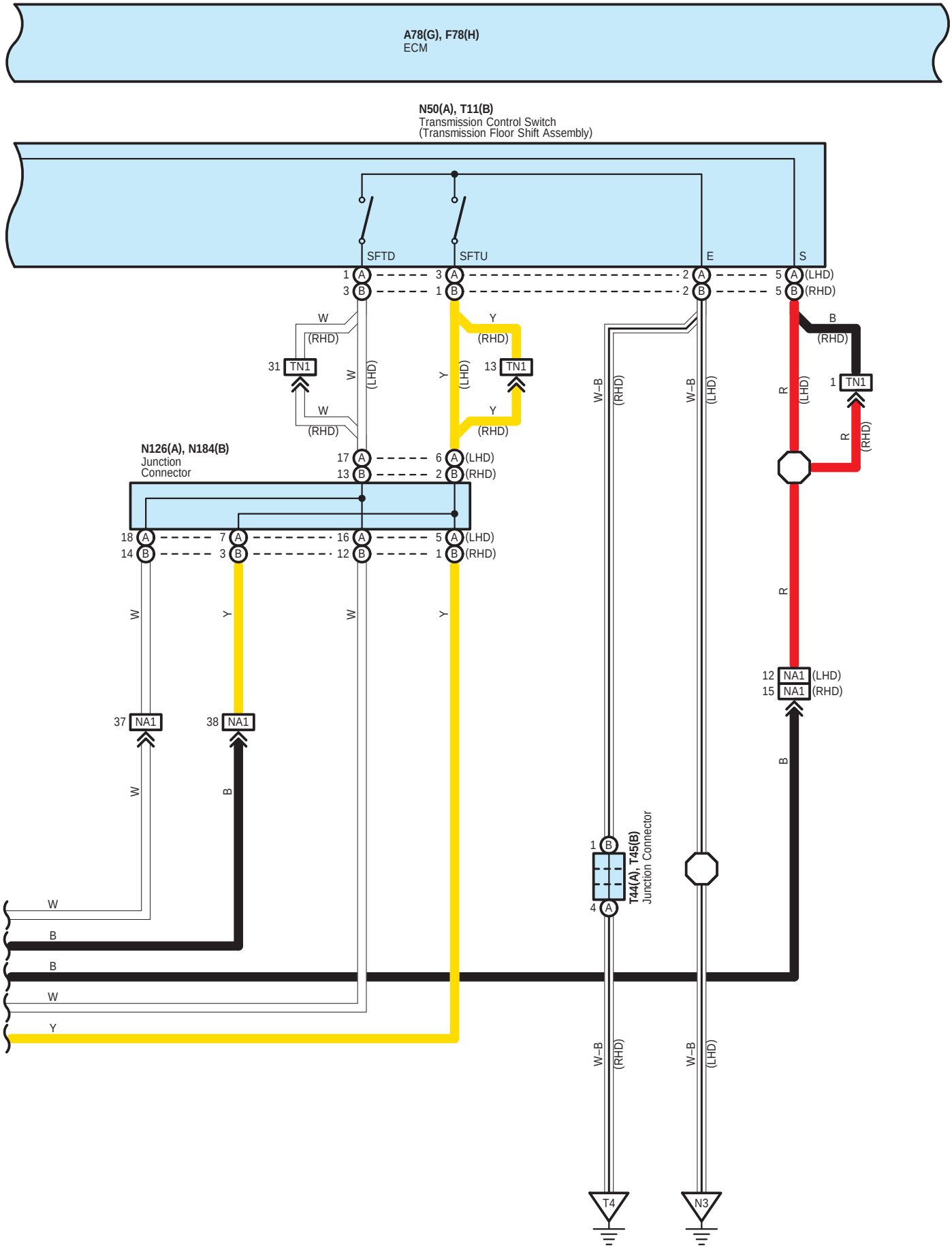
A78(G), F78(H)
ECM
N50(A), T11(B)
Transmission Control Switch
(Transmission Floor Shift Assembly)
SFTD
SFTU
E
S
1 A
3 B
3 A
1 B
2 A
2 B
5 A (LHD)
5 B (RHD)
W
(RHD)
Y
(RHD)
B
(RHD)
31 TN1
13 TN1
1 TN1
W
(LHD)
Y
(LHD)
W–B
(RHD)
W–B
(LHD)
R
(LHD)
R
(RHD)
N126(A), N184(B)
Junction
Connector
17 A
13 B
6 A (LHD)
2 B (RHD)
18 A
14 B
7 A
3 B
16 A
12 B
5 A (LHD)
1 B (RHD)
12 NA1 (LHD)
15 NA1 (RHD)
37 NA1
38 NA1
T44(A), T45(B)
Junction Connector
1 B
4 A
T4
N3

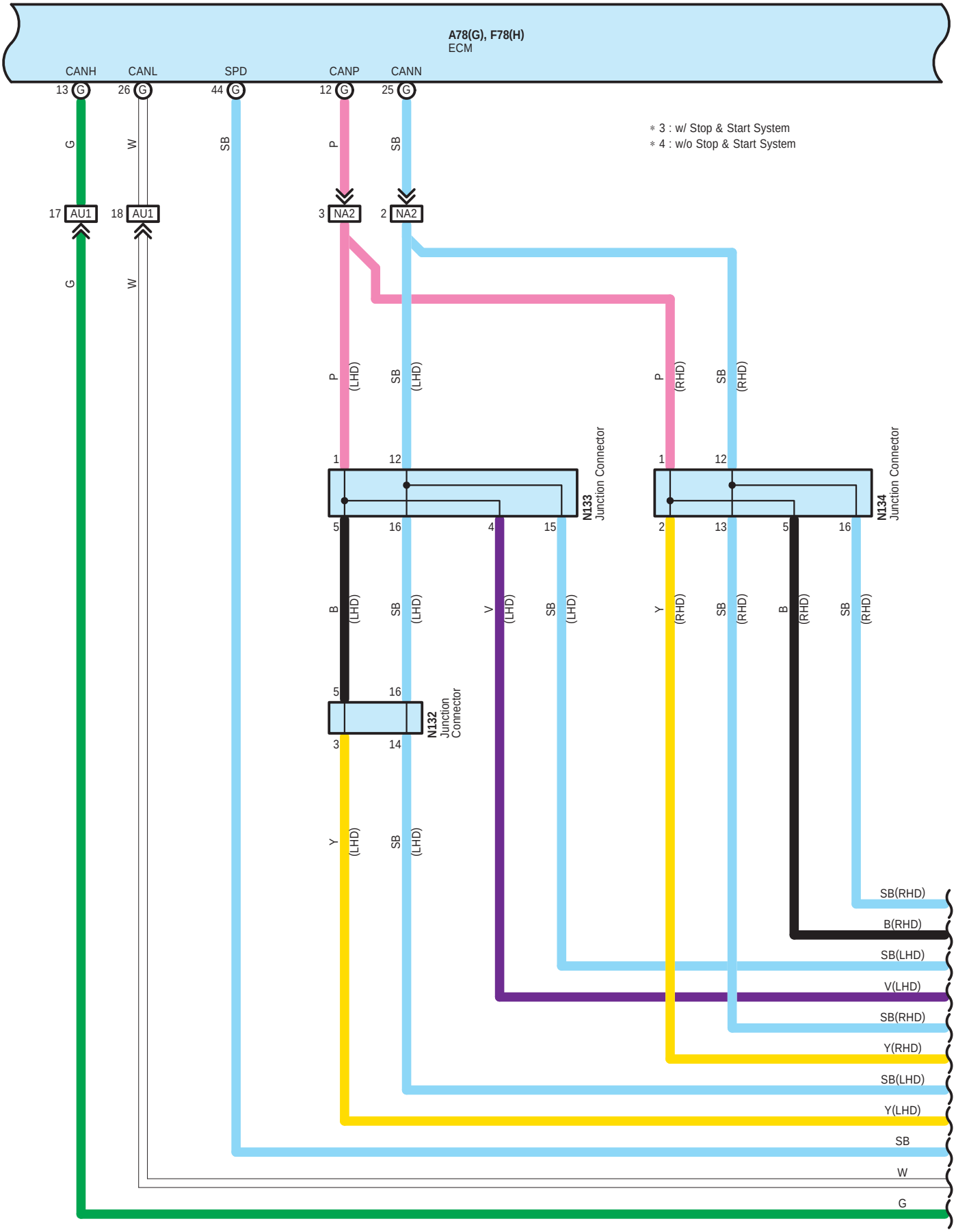
A78(G), F78(H)
ECM
CANH
CANL
SPD
CANP
CANN
13 G
26 G
44 G
12 G
25 G
* 3 : w/ Stop & Start System
* 4 : w/o Stop & Start System
17 AU1
18 AU1
3 NA2
2 NA2
N133 Junction Connector
N134 Junction Connector
N132 Junction Connector
SB(RHD)
B(RHD)
SB(LHD)
V(LHD)
SB(RHD)
Y(RHD)
SB(LHD)
Y(LHD)
SB
W
G

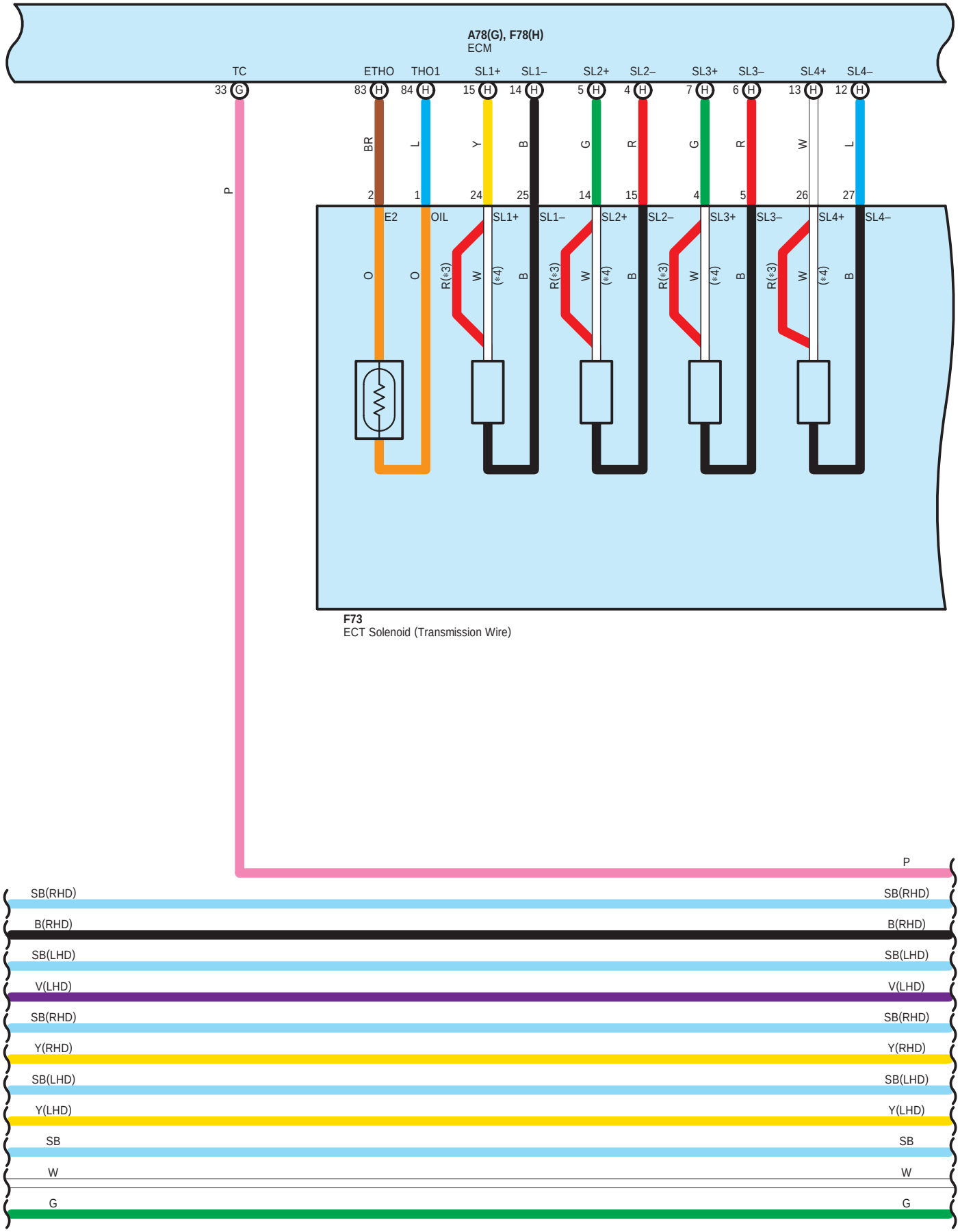
A78(G), F78(H)
ECM
TC
ETHO
THO1
SL1+
SL1–
SL2+
SL2–
SL3+
SL3–
SL4+
SL4–
33 G
83 H
84 H
15 H
14 H
5 H
4 H
7 H
6 H
13 H
12 H
P
BR
L
Y
B
G
R
G
R
W
L
2
1
24
25
14
15
4
5
26
27
E2
OIL
SL1+
SL1–
SL2+
SL2–
SL3+
SL3–
SL4+
SL4–
O
O
R(*3)
W
(*4)
B
F73
ECT Solenoid (Transmission Wire)
P
SB(RHD)
B(RHD)
SB(LHD)
V(LHD)
SB(RHD)
Y(RHD)
SB(LHD)
Y(LHD)
SB
W
G

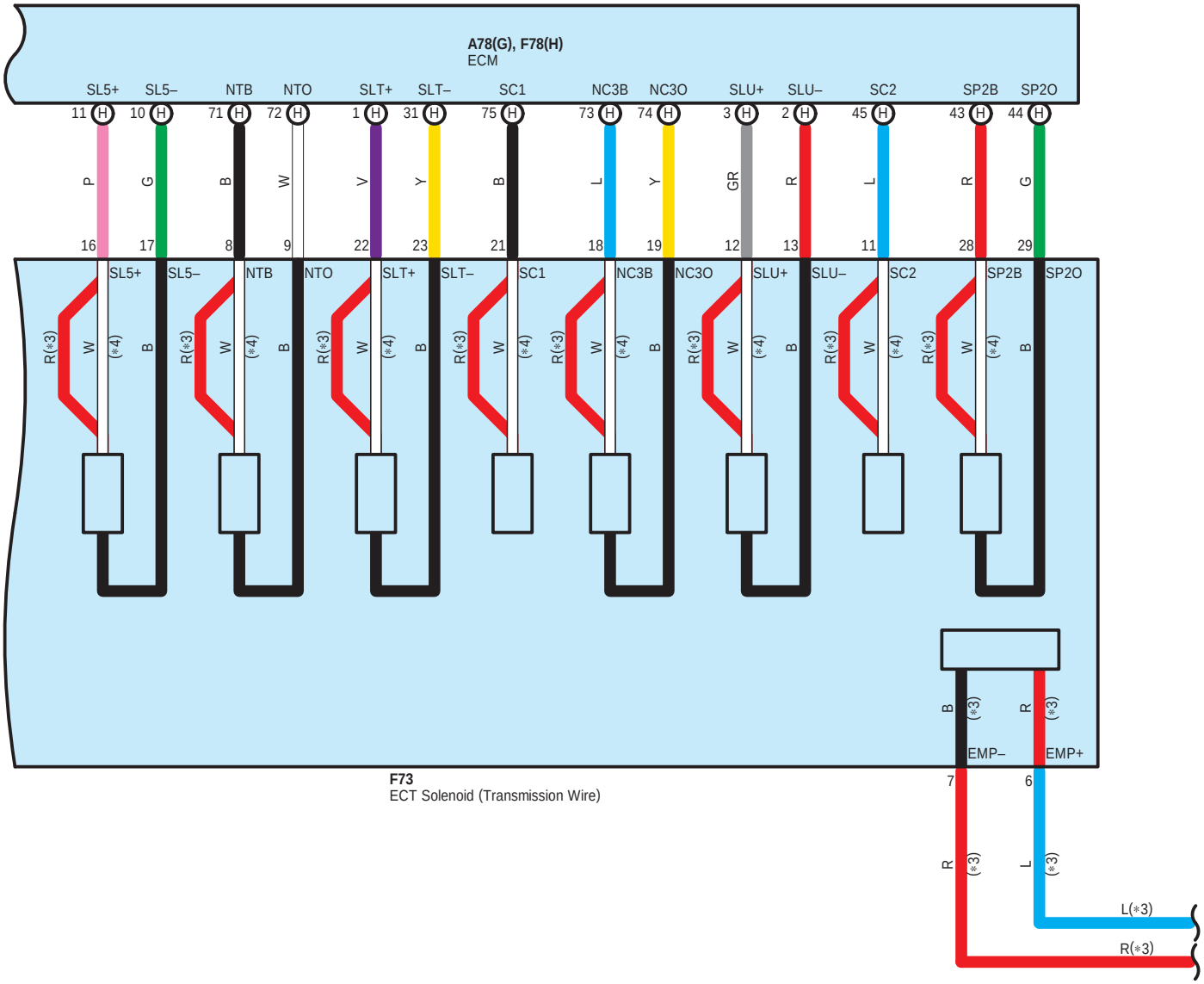
A78(G), F78(H)
ECM
SL5+ SL5– NTB NTO SLT+ SLT– SC1 NC3B NC3O SLU+ SLU– SC2 SP2B SP2O
11 10 71 72 1 31 75 73 74 3 2 45 43 44
P G B W V Y B L Y GR R L R G
16 17 8 9 22 23 21 18 19 12 13 11 28 29
R(*3) W (*4) B
B (*3) R (*3)
EMP– EMP+
7 6
F73
ECT Solenoid (Transmission Wire)
R (*3) L (*3)
L(*3)
R(*3)

P
SB(RHD)
B(RHD)
SB(LHD)
V(LHD)
SB(RHD)
Y(RHD)
SB(LHD)
Y(LHD)
SB
W
G

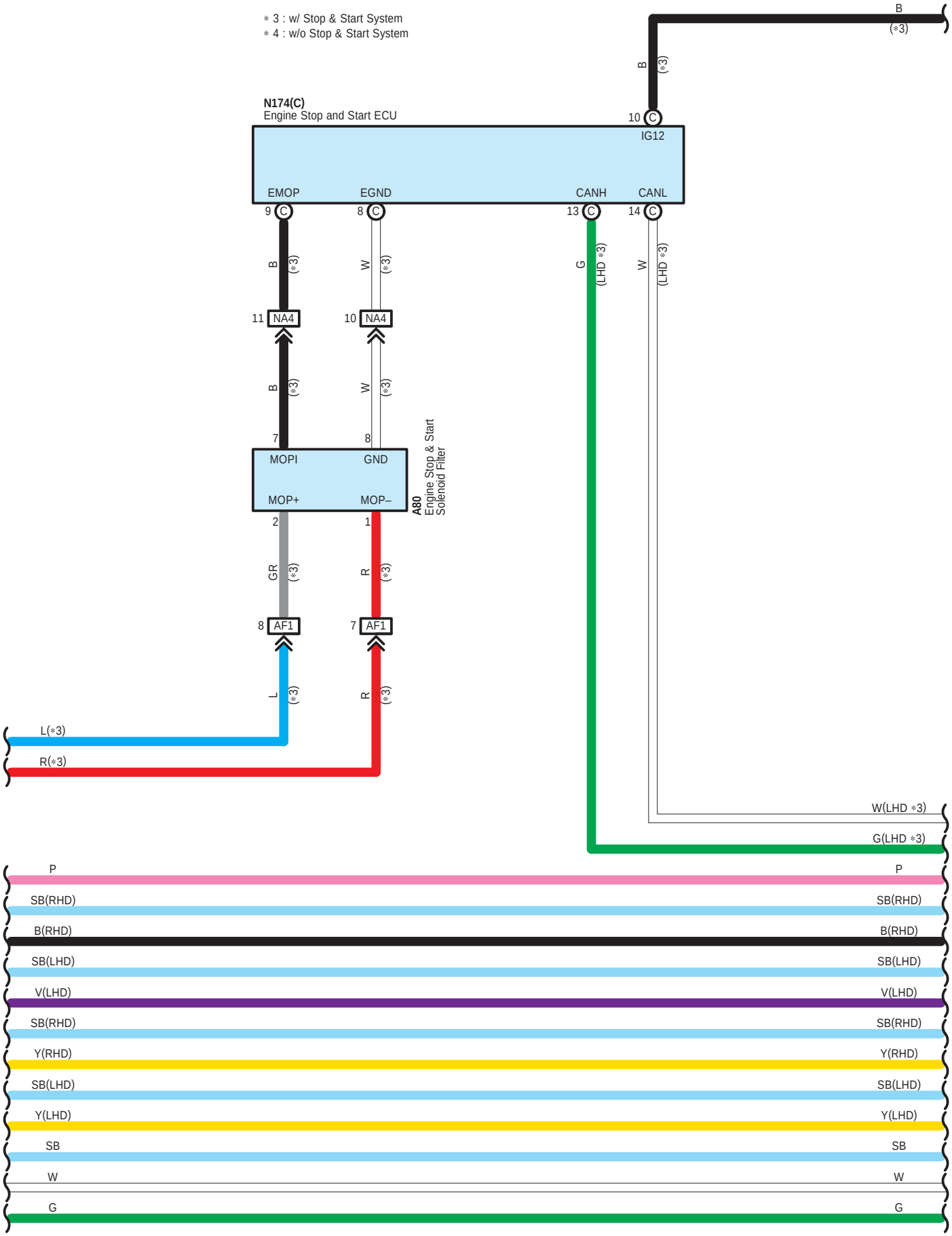
∗ 3 : w/ Stop & Start System
∗ 4 : w/o Stop & Start System
N174(C)
Engine Stop and Start ECU
EMOP
EGND
CANH
CANL
IG12
10
9
8
13
14
B
(∗3)
W
G
(LHD ∗3)
11
10
NA4
7
8
MOPI
GND
MOP+
MOP–
A80
Engine Stop & Start Solenoid Filter
2
1
GR
R
8
7
AF1
L
L(∗3)
R(∗3)
W(LHD ∗3)
G(LHD ∗3)
P
SB(RHD)
B(RHD)
SB(LHD)
V(LHD)
Y(RHD)
Y(LHD)
SB
W
G

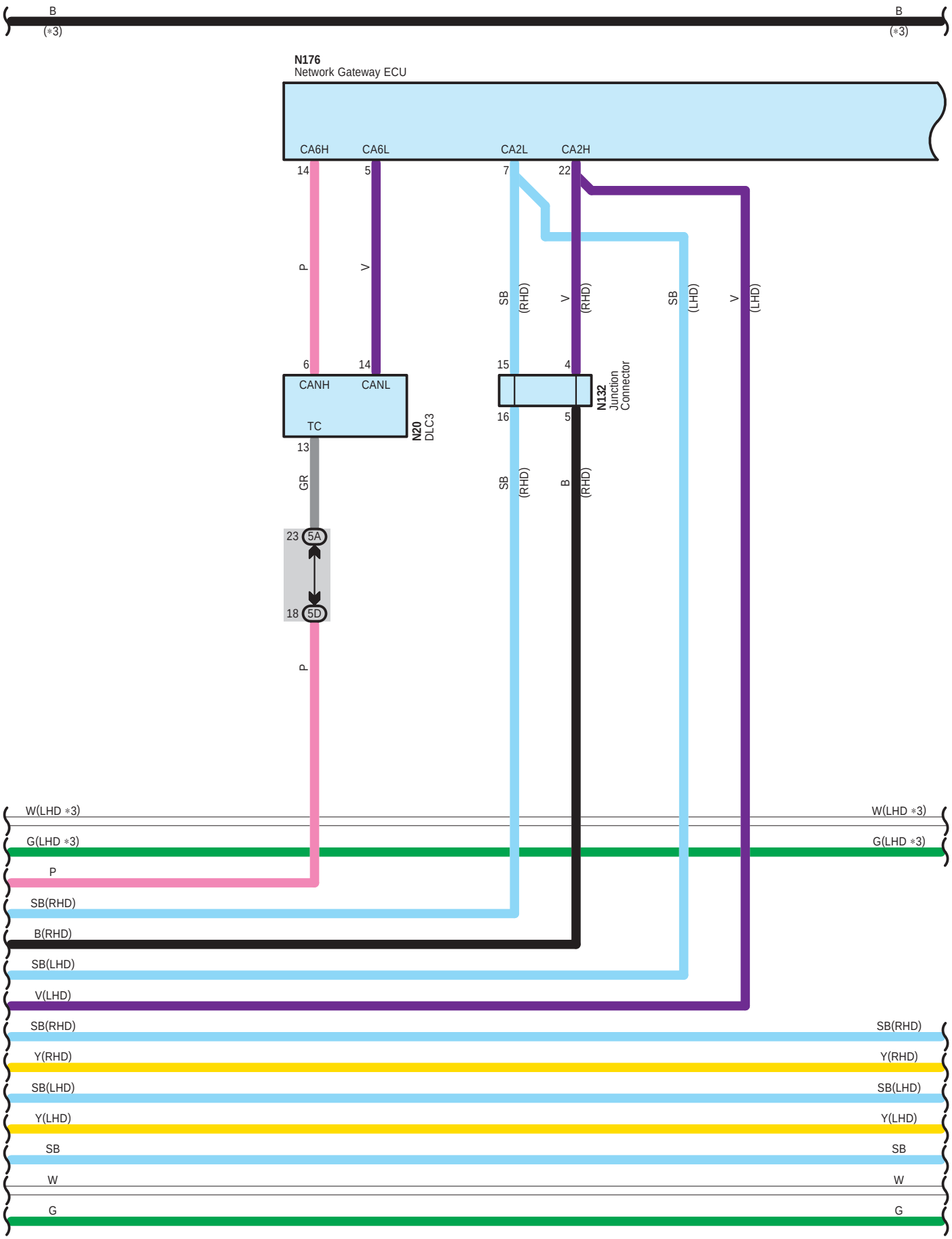
B
(*3)
B
(*3)
N176
Network Gateway ECU
CA6H
CA6L
CA2L
CA2H
14
5
7
22
P
V
SB
(RHD)
V
(RHD)
SB
(LHD)
V
(LHD)
6
14
15
4
CANH
CANL
N132
Junction
Connector
TC
N20
DLC3
16
5
13
GR
SB
(RHD)
B
(RHD)
23
5A
18
5D
P
W(LHD *3)
W(LHD *3)
G(LHD *3)
G(LHD *3)
P
SB(RHD)
B(RHD)
SB(LHD)
V(LHD)
SB(RHD)
SB(RHD)
Y(RHD)
Y(RHD)
SB(LHD)
SB(LHD)
Y(LHD)
Y(LHD)
SB
SB
W
W
G
G

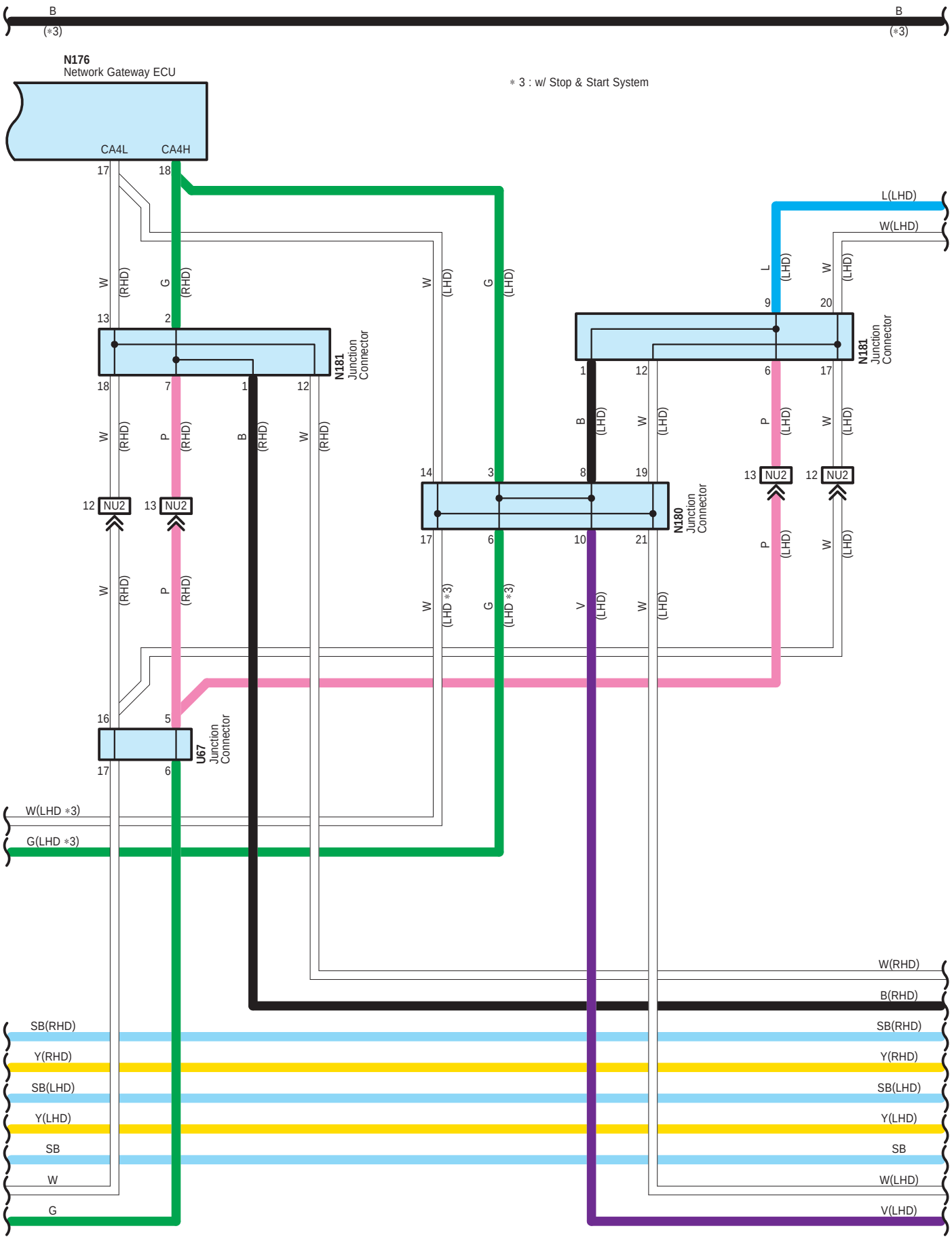
B
(*3)
B
(*3)
N176
Network Gateway ECU
* 3 : w/ Stop & Start System
CA4L
CA4H
17
18
W (RHD)
G (RHD)
W (LHD)
G (LHD)
L (LHD)
W (LHD)
13
2
9
20
N181
Junction
Connector
18
7
1
12
1
12
6
17
W (RHD)
P (RHD)
B (RHD)
W (RHD)
B (LHD)
W (LHD)
P (LHD)
W (LHD)
12 NU2
13 NU2
14
3
8
19
13 NU2
12 NU2
N180
Junction
Connector
17
6
10
21
W (RHD)
P (RHD)
W (LHD *3)
G (LHD *3)
V (LHD)
W (LHD)
P (LHD)
W (LHD)
16
5
U67
Junction
Connector
17
6
W(LHD *3)
G(LHD *3)
W(RHD)
B(RHD)
SB(RHD)
Y(RHD)
SB(LHD)
Y(LHD)
SB
W
G
SB(RHD)
Y(RHD)
SB(LHD)
Y(LHD)
SB
W(LHD)
V(LHD)

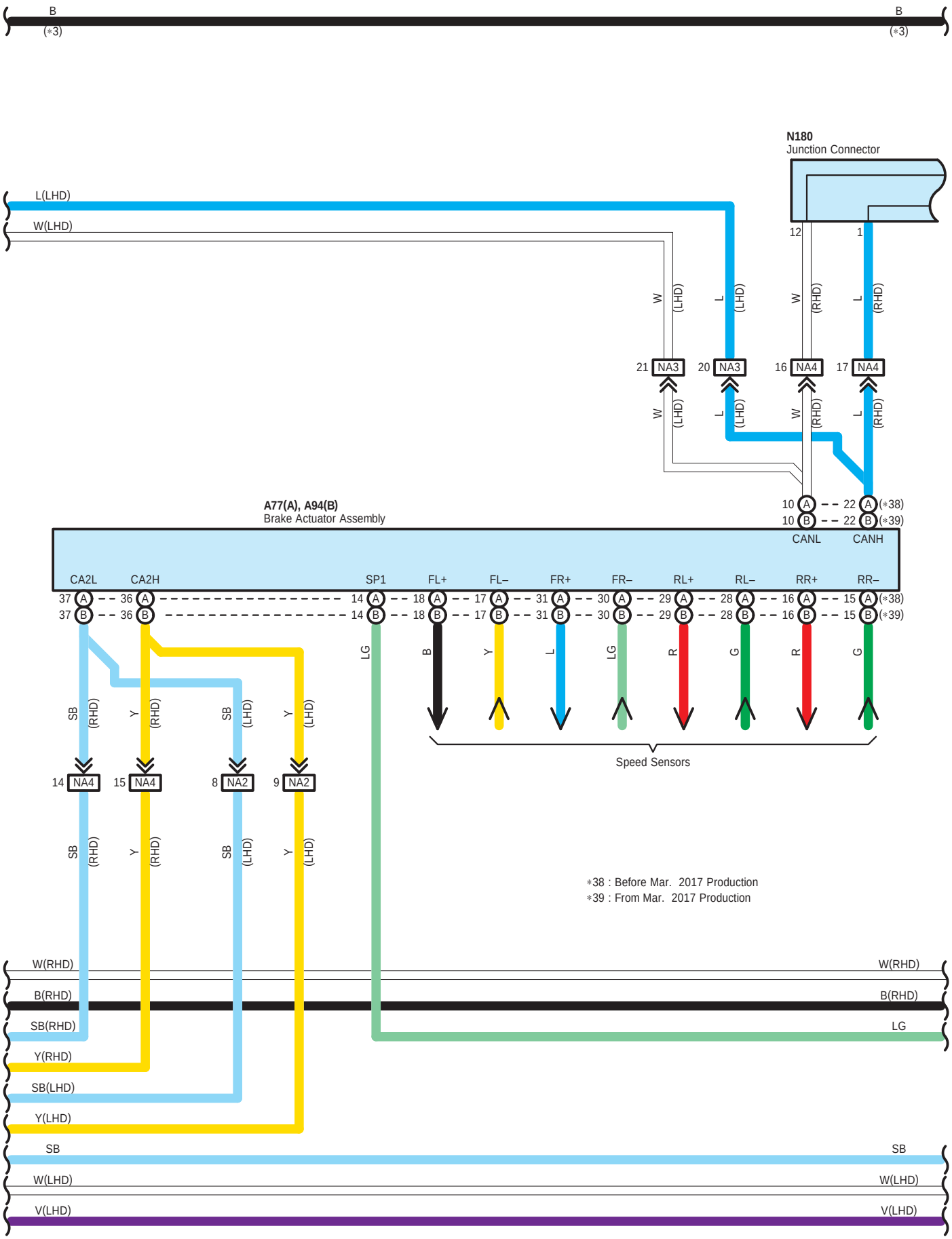
B
(*3)
B
(*3)
N180
Junction Connector
L(LHD)
W(LHD)
12
1
W (LHD)
L (LHD)
W (RHD)
L (RHD)
21 NA3
20 NA3
16 NA4
17 NA4
W (LHD)
L (LHD)
W (RHD)
L (RHD)
A77(A), A94(B)
Brake Actuator Assembly
10 A 22 A (*38)
10 B 22 B (*39)
CANL
CANH
CA2L
CA2H
SP1
FL+
FL–
FR+
FR–
RL+
RL–
RR+
RR–
37 A 36 A 14 A 18 A 17 A 31 A 30 A 29 A 28 A 16 A 15 A (*38)
37 B 36 B 14 B 18 B 17 B 31 B 30 B 29 B 28 B 16 B 15 B (*39)
LG
B
Y
L
LG
R
G
R
G
SB (RHD)
Y (RHD)
SB (LHD)
Y (LHD)
Speed Sensors
14 NA4
15 NA4
8 NA2
9 NA2
SB (RHD)
Y (RHD)
SB (LHD)
Y (LHD)
*38 : Before Mar. 2017 Production
*39 : From Mar. 2017 Production
W(RHD)
B(RHD)
SB(RHD)
Y(RHD)
SB(LHD)
Y(LHD)
SB
W(LHD)
V(LHD)
W(RHD)
B(RHD)
LG
SB
W(LHD)
V(LHD)

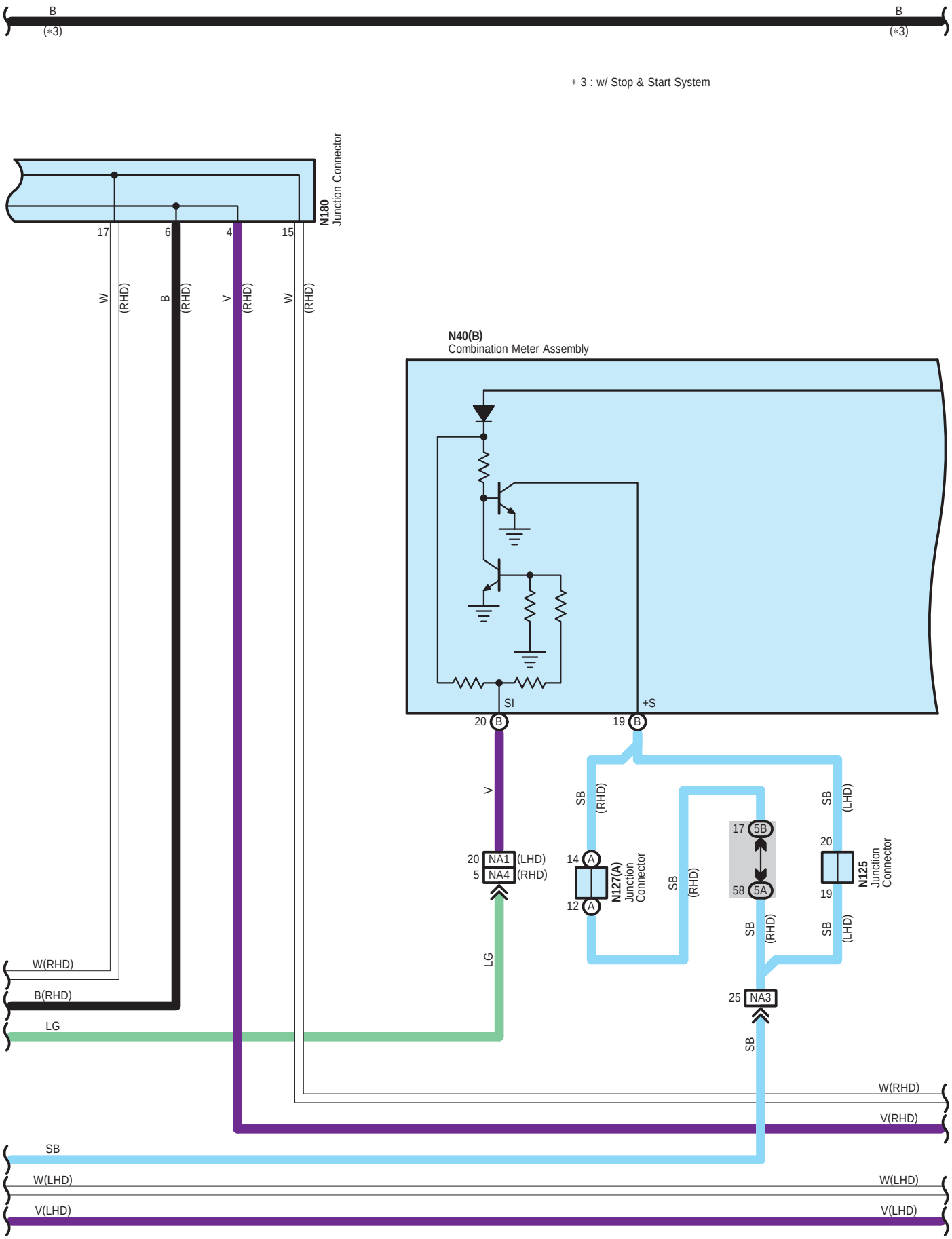
B
(*3)
B
(*3)
* 3 : w/ Stop & Start System
N180
Junction Connector
17
6
4
15
W
(RHD)
B
(RHD)
V
(RHD)
W
(RHD)
N40(B)
Combination Meter Assembly
SI
+S
20
B
19
B
V
SB
(RHD)
SB
(LHD)
20
NA1
(LHD)
5
NA4
(RHD)
14
A
12
A
N127(A)
Junction
Connector
SB
(RHD)
17
5B
58
5A
20
19
N125
Junction
Connector
SB
(RHD)
SB
(LHD)
LG
25
NA3
SB
W(RHD)
B(RHD)
LG
W(RHD)
V(RHD)
SB
W(LHD)
V(LHD)
W(LHD)
V(LHD)

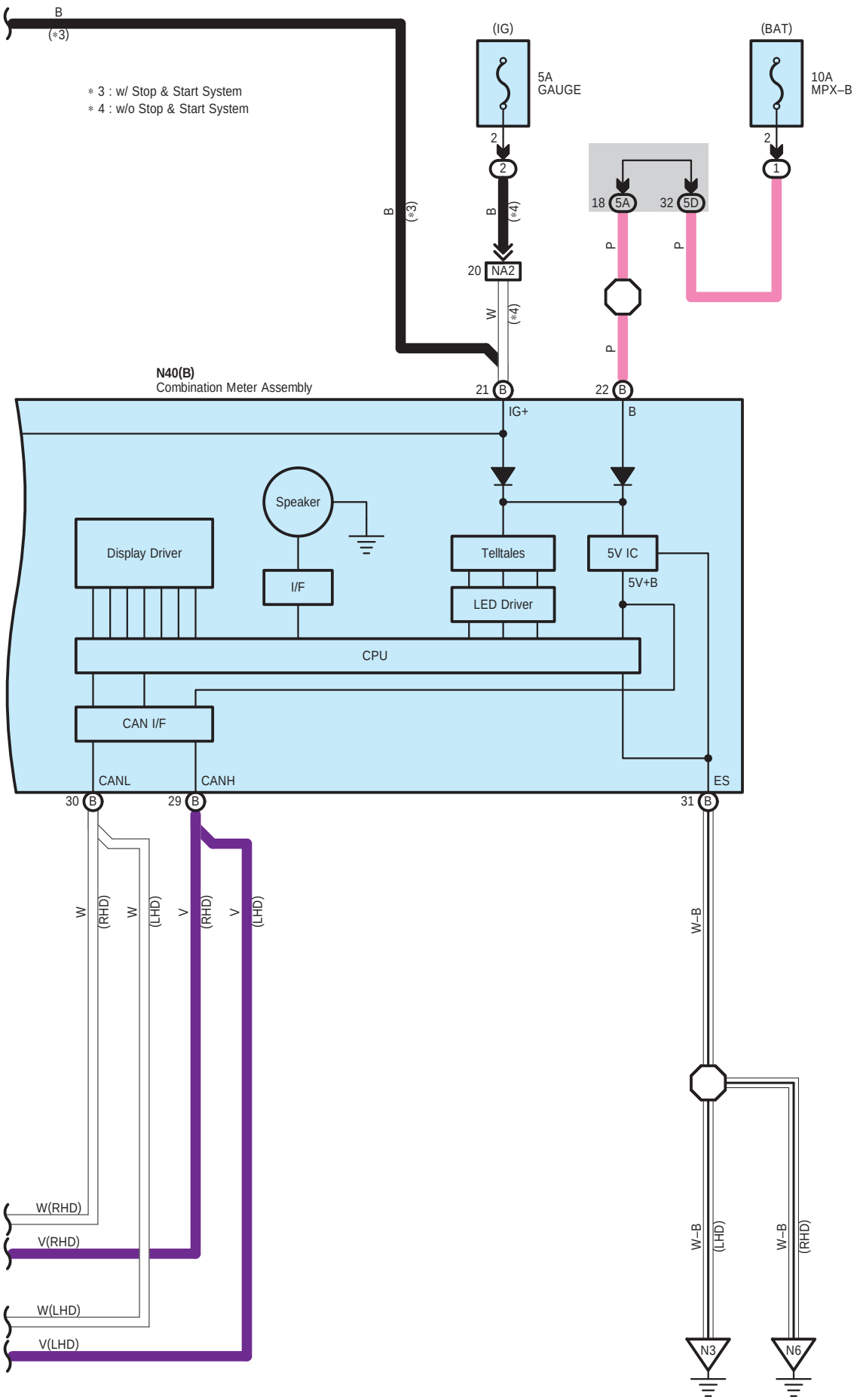
B
(*3)
* 3 : w/ Stop & Start System
* 4 : w/o Stop & Start System
(IG)
5A
GAUGE
(BAT)
10A
MPX–B
2
2
1
18 5A
32 5D
B
(*3)
B
(*4)
P
P
P
20 NA2
W
(*4)
N40(B)
Combination Meter Assembly
21 B
22 B
IG+
B
Speaker
Display Driver
I/F
Telltales
LED Driver
5V IC
5V+B
CPU
CAN I/F
CANL
CANH
ES
30 B
29 B
31 B
W
(RHD)
W
(LHD)
V
(RHD)
V
(LHD)
W–B
W(RHD)
V(RHD)
W(LHD)
V(LHD)
W–B
(LHD)
W–B
(RHD)
N3
N6

A 2
Black



A 5
White

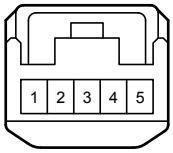

A 51
Blue

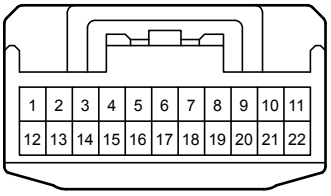

A 53
Black

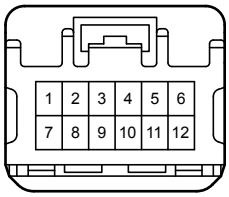

A 68
Gray

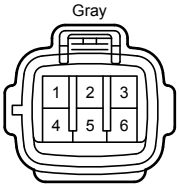

A 69
Gray

A 75
White

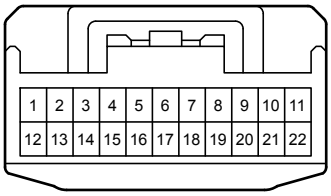

A 77
Black

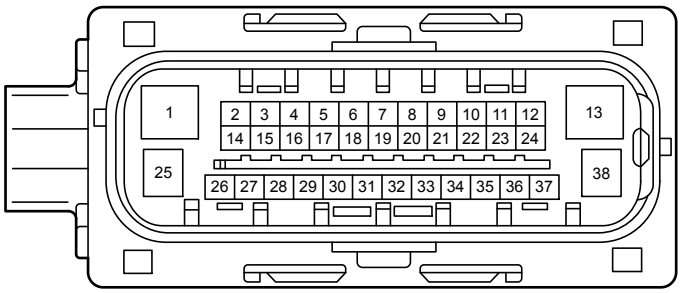

A 78
Black

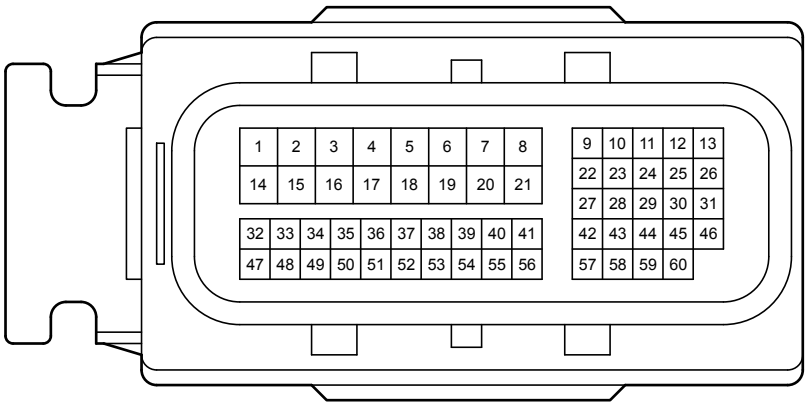

A 80
White

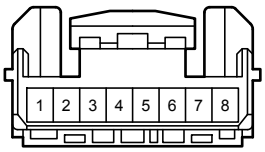

A 92
Gray

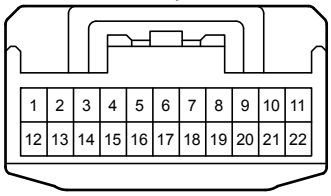

A 94
Black

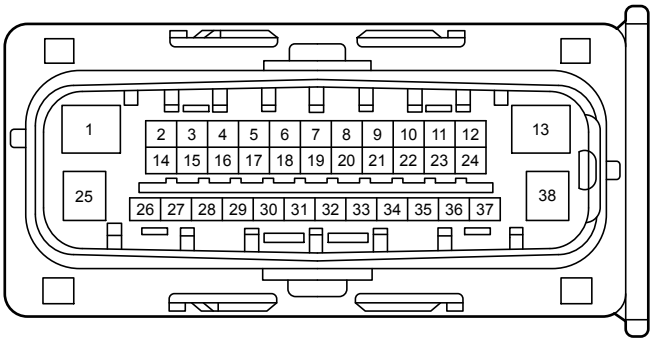

F 24
Black



F 48
Black

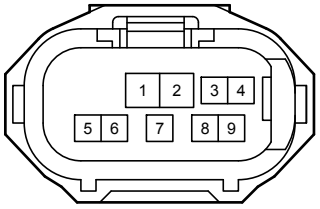

F 73
Gray

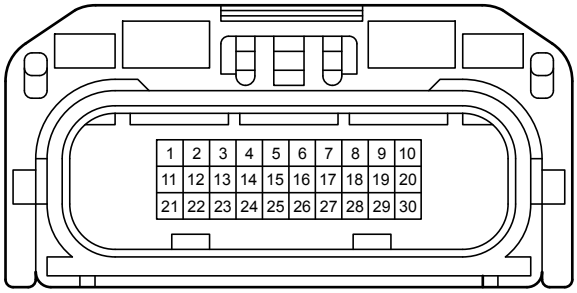

F 78
Black

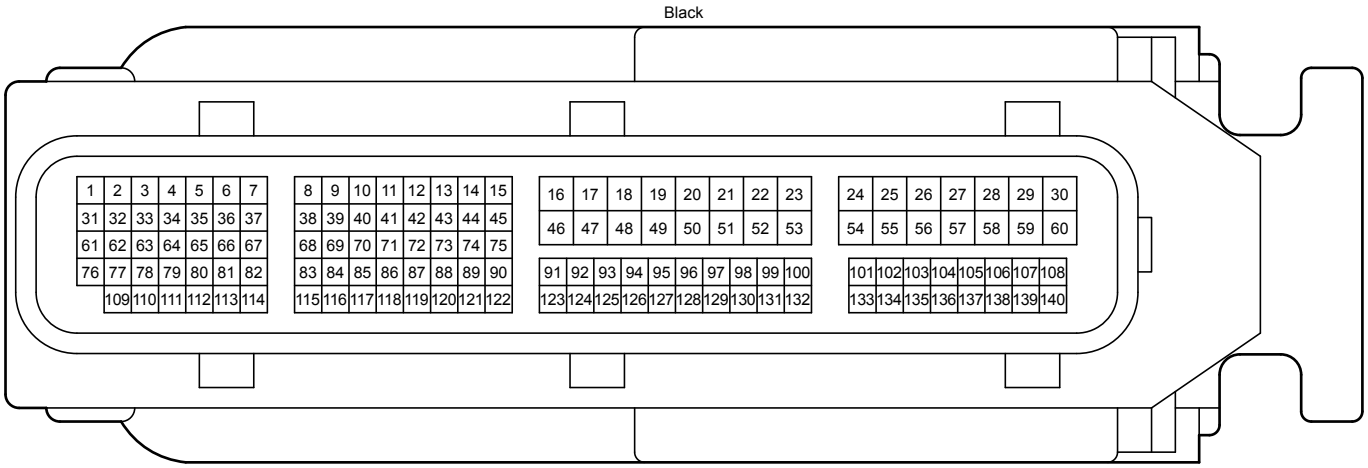

F115
Blue

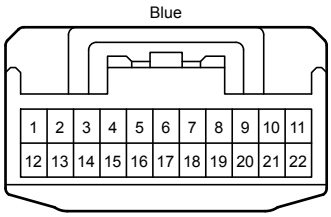

N 20
Black

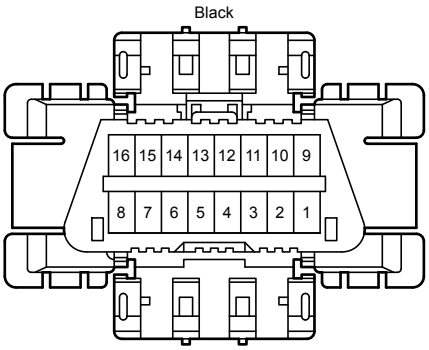

N 31
Black

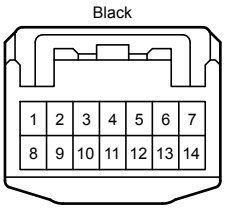

N 40
Black

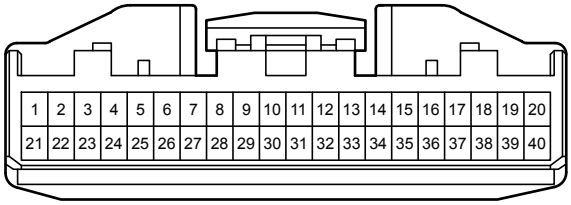

N 50
White

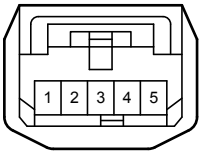

N106
Gray

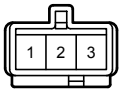

N125
Blue

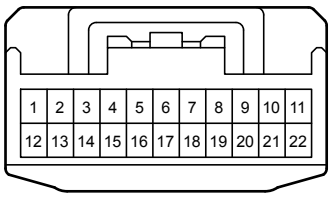

N126
Blue

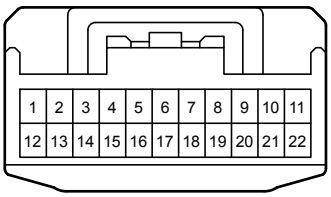

N127
Blue

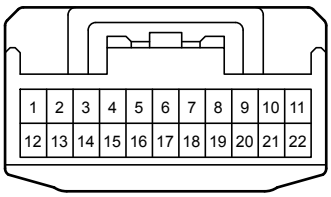

N128
Blue

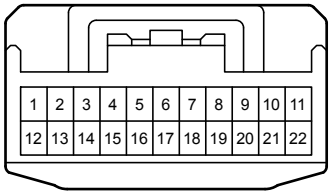

N132
Black

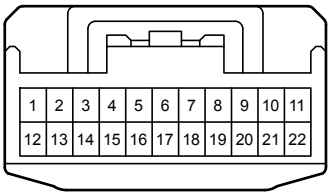

N133
Black

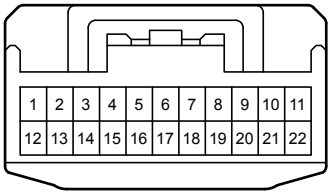

N134
Black

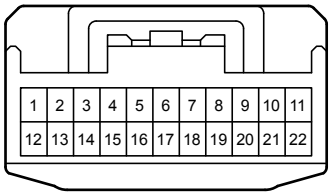

N174
Black

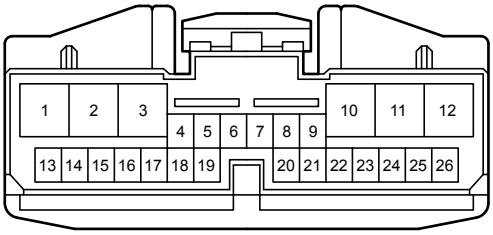

N176
Black

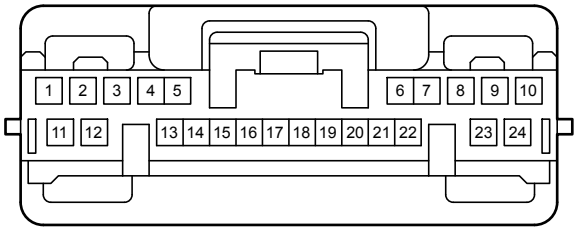

N180
Gray

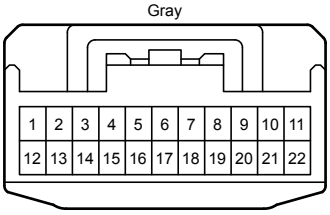

N181
Gray

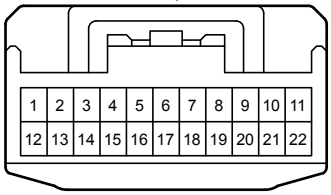

N184
Black

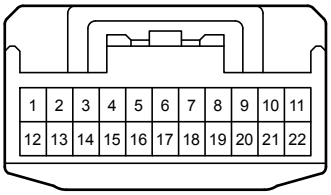

T 11
White

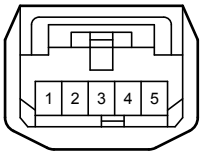

T 44
Blue



T 45
Blue



U 67
Gray

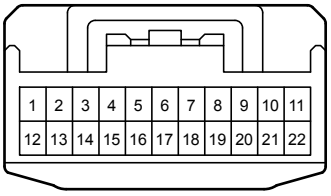

z 4
Black

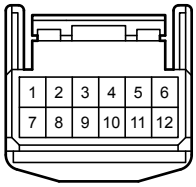

z 18
White

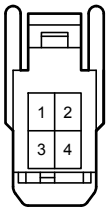

1A

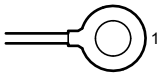

2A
Black

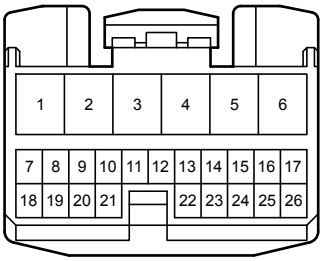

2D
White

2E
White

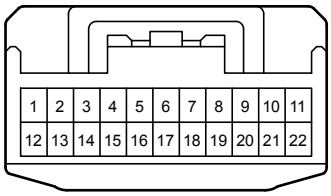

2F
White

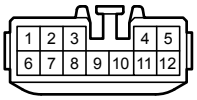

4A
White

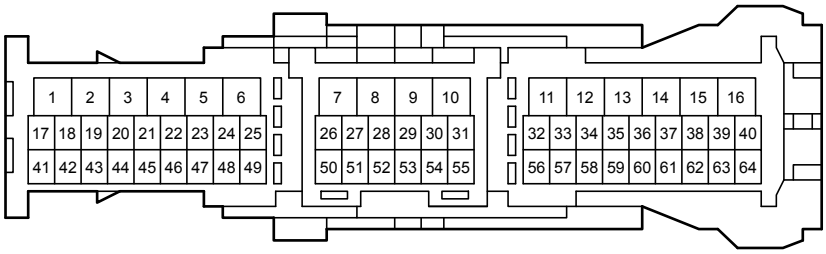

4B
White

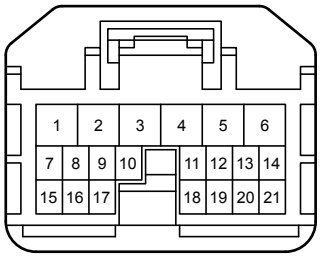

4D
White

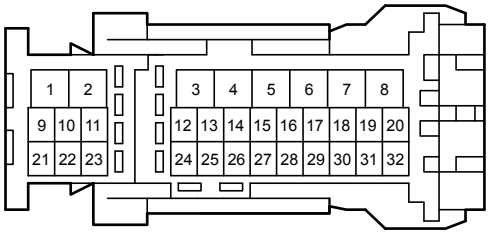

5A
White

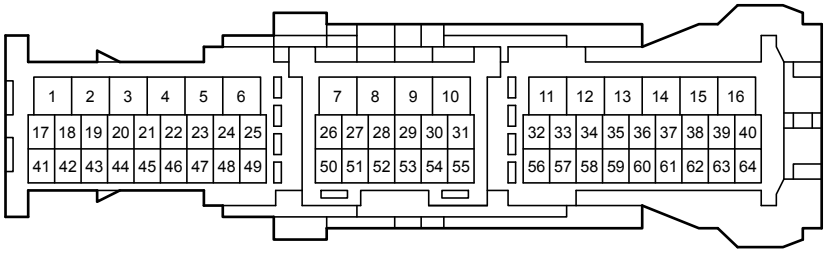

5B
White

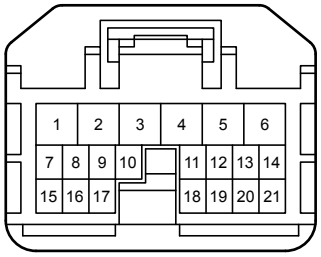

5D
White

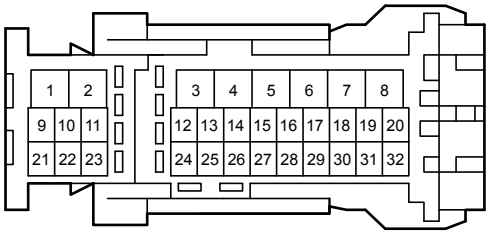

AF1
Gray

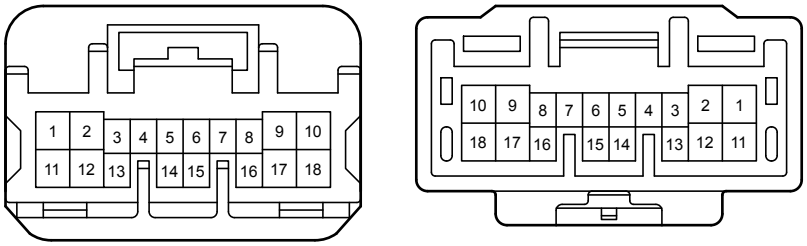

AU1
White

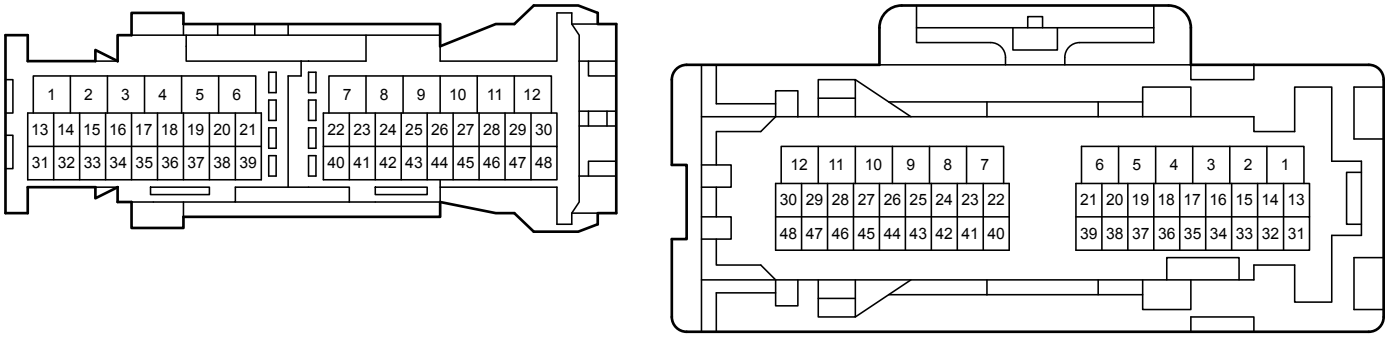

NA1
White

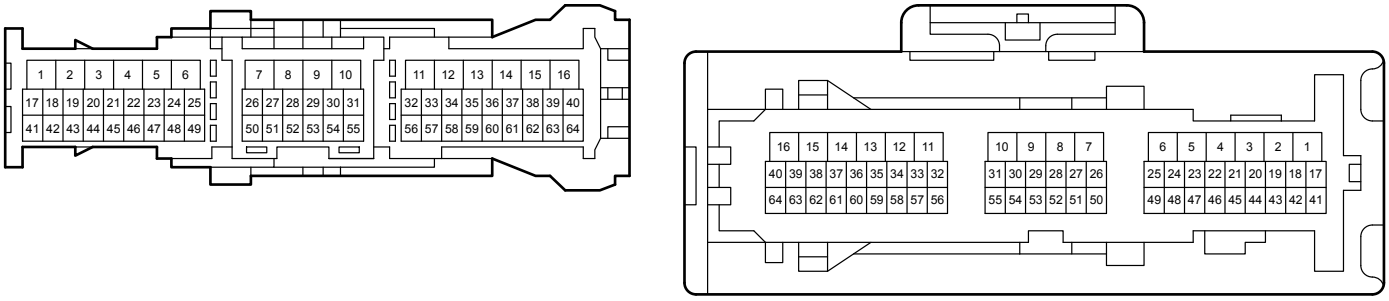

NA2
White

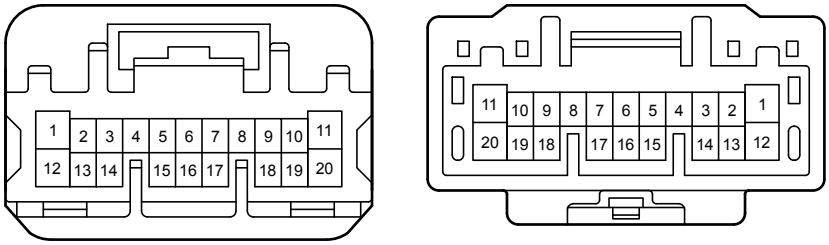

NA3
White

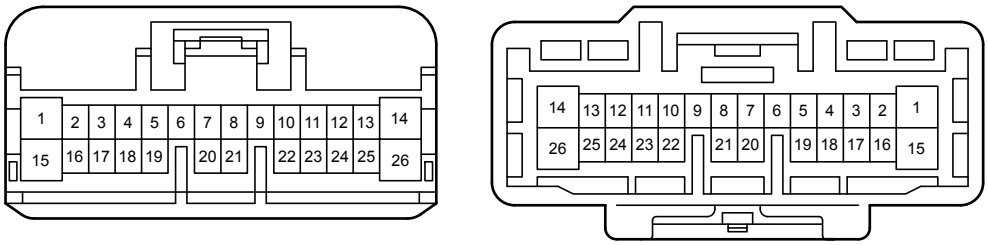

NA4
Gray

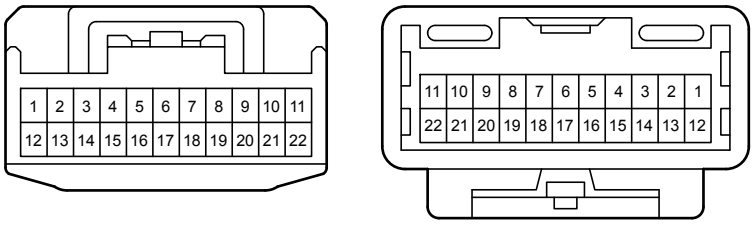

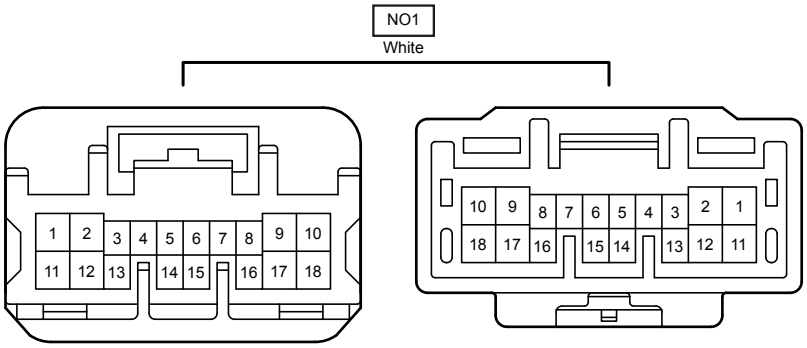
NO1
White
1 2 3 4 5 6 7 8 9 10
11 12 13 14 15 16 17 18
10 9 8 7 6 5 4 3 2 1
18 17 16 15 14 13 12 11

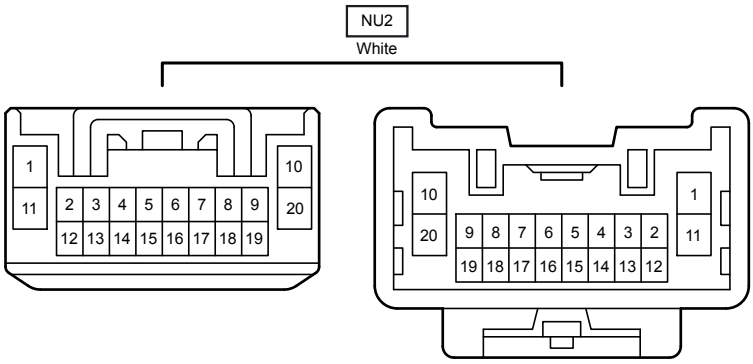
NU2
White
1 10
11 2 3 4 5 6 7 8 9 20
12 13 14 15 16 17 18 19
10 1
20 9 8 7 6 5 4 3 2 11
19 18 17 16 15 14 13 12

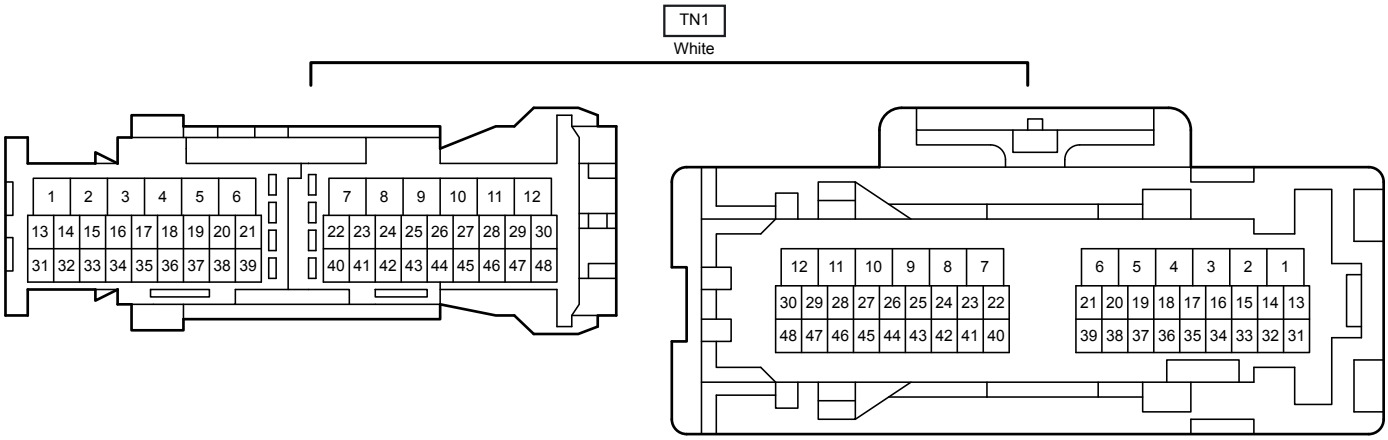
TN1
White
1 2 3 4 5 6 7 8 9 10 11 12
13 14 15 16 17 18 19 20 21 22 23 24 25 26 27 28 29 30
31 32 33 34 35 36 37 38 39 40 41 42 43 44 45 46 47 48
12 11 10 9 8 7 6 5 4 3 2 1
30 29 28 27 26 25 24 23 22 21 20 19 18 17 16 15 14 13
48 47 46 45 44 43 42 41 40 39 38 37 36 35 34 33 32 31