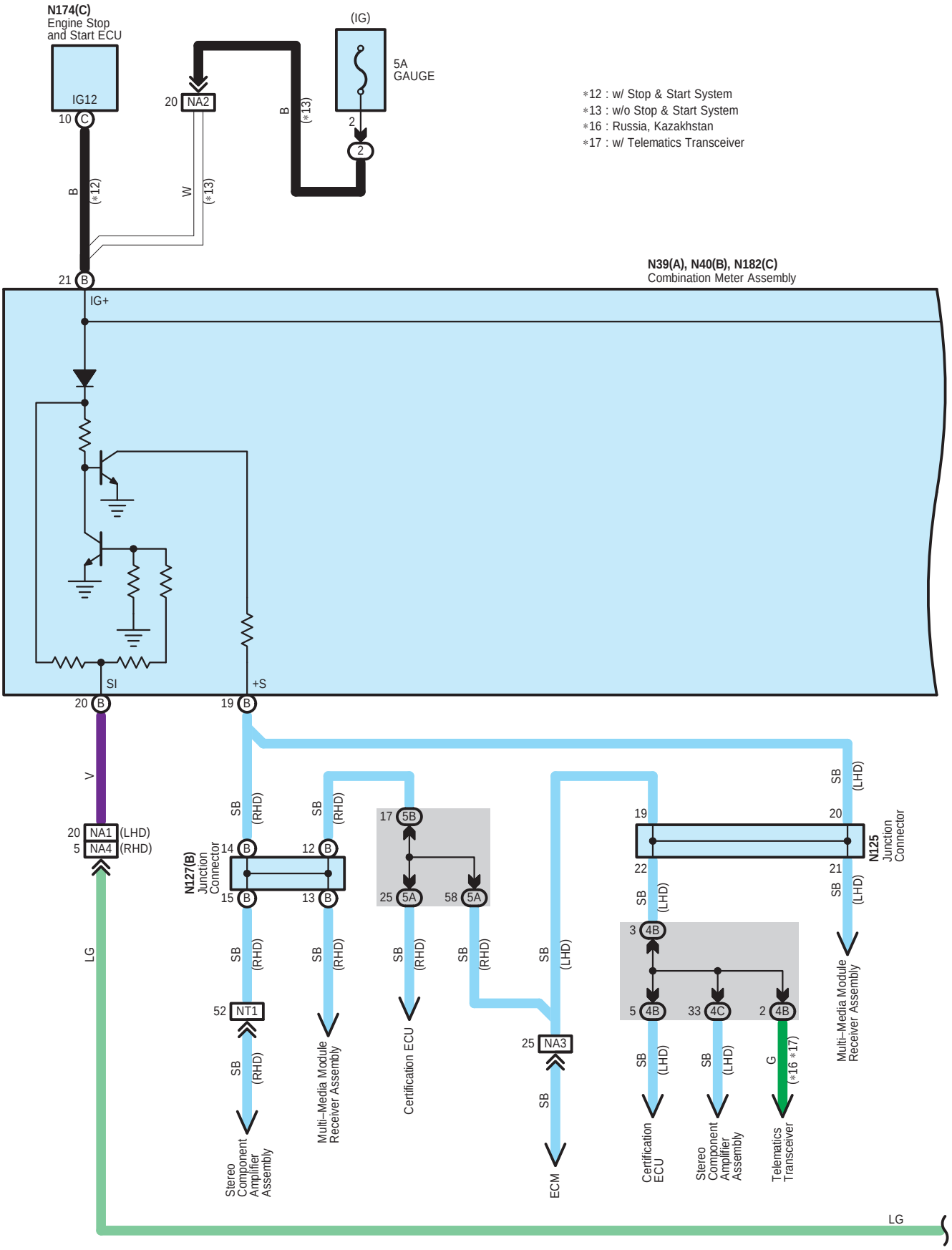

*12 : w/ Stop & Start System
*13 : w/o Stop & Start System
*16 : Russia, Kazakhstan
*17 : w/ Telematics Transceiver

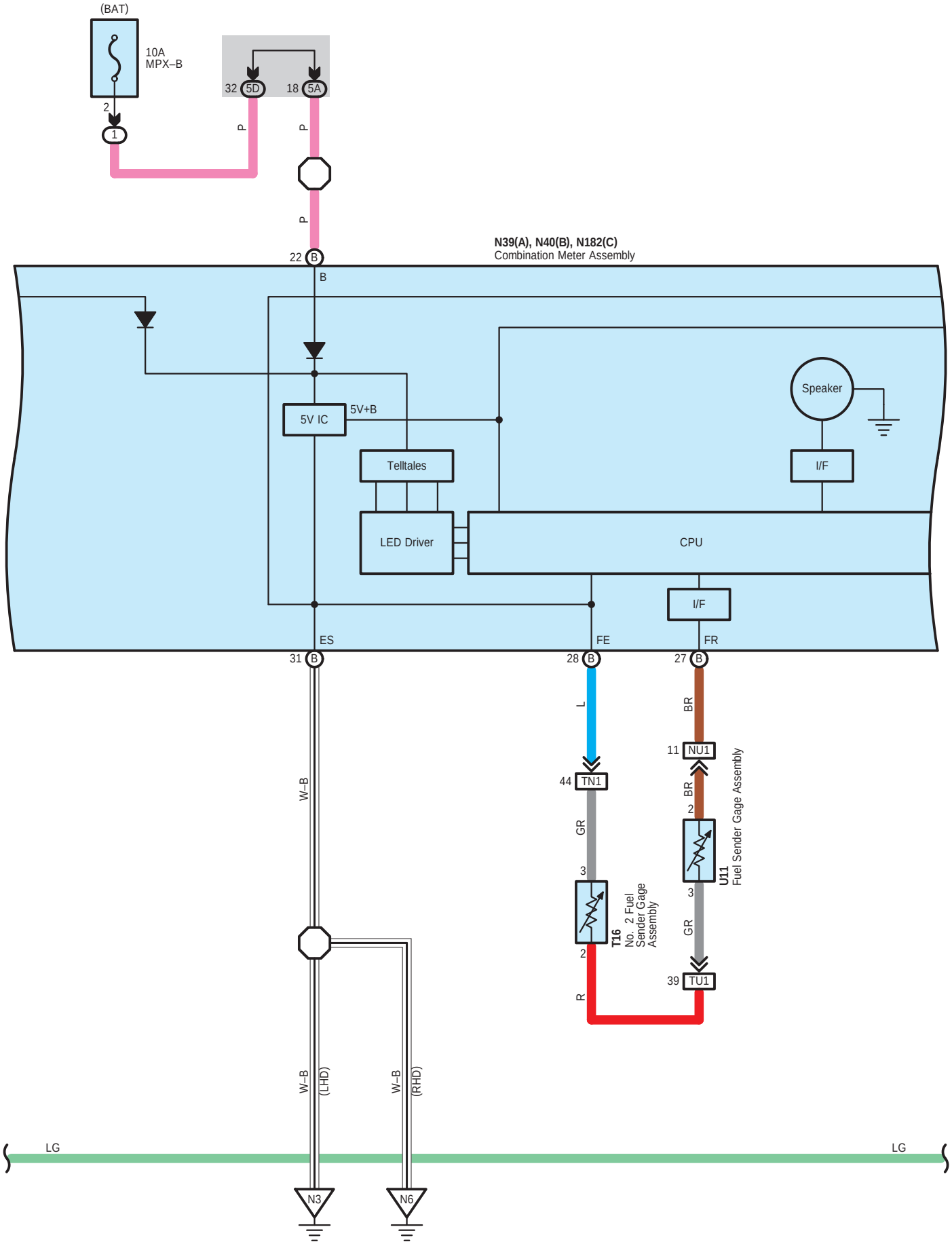
(BAT)
10A
MPX–B
2
1
32 5D
18 5A
P
P
P
22 B
B
N39(A), N40(B), N182(C)
Combination Meter Assembly
5V IC
5V+B
Telltales
LED Driver
CPU
Speaker
I/F
I/F
ES
FE
FR
31 B
28 B
27 B
L
BR
11 NU1
44 TN1
BR
2
GR
3
T16
No. 2 Fuel
Sender Gage
Assembly
U11
Fuel Sender Gage Assembly
3
GR
2
39 TU1
R
W–B
W–B
(LHD)
W–B
(RHD)
LG
LG
N3
N6

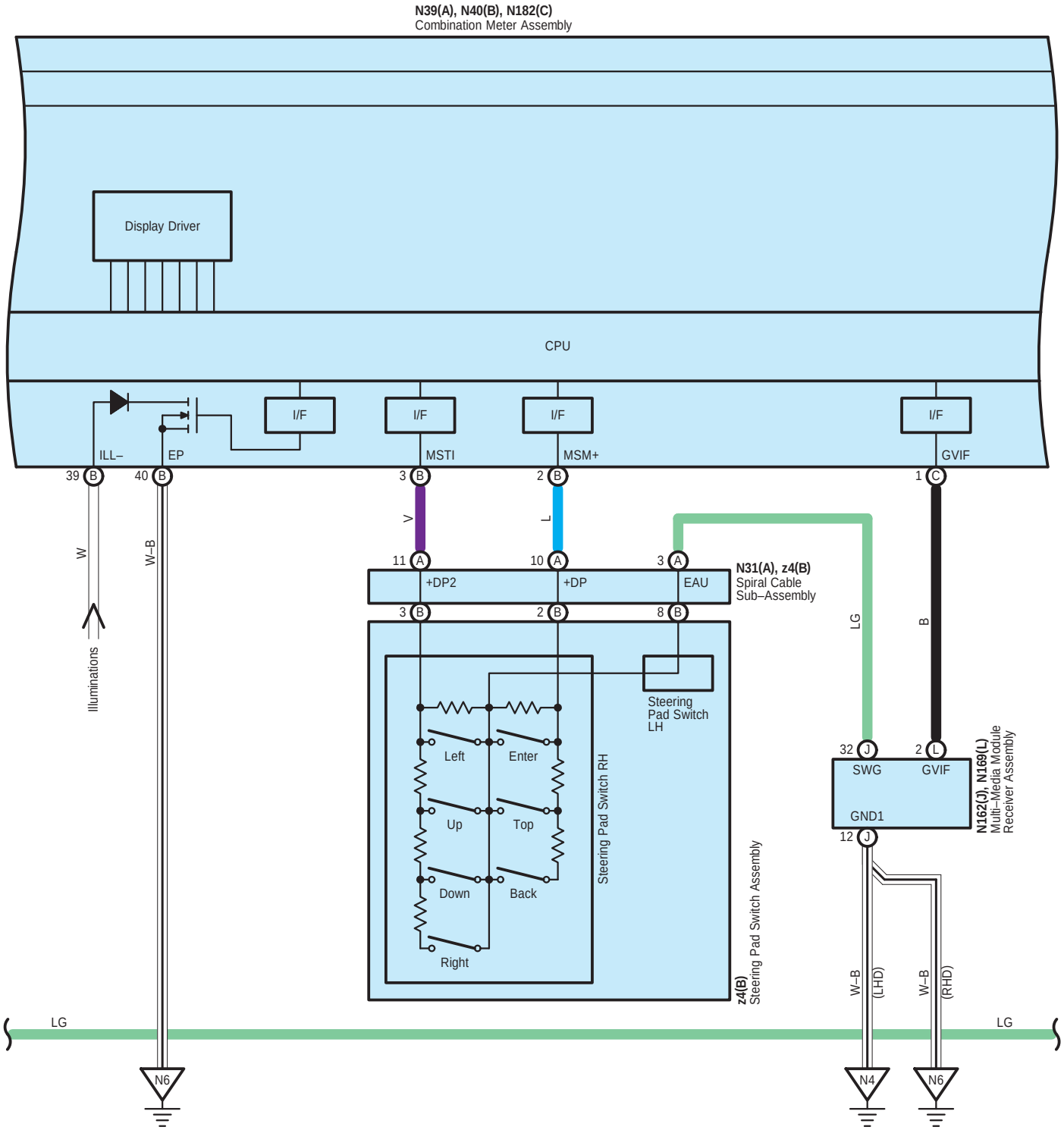
N39(A), N40(B), N182(C)
Combination Meter Assembly
Display Driver
CPU
I/F
I/F
I/F
I/F
ILL–
EP
MSTI
MSM+
GVIF
39 B
40 B
3 B
2 B
1 C
V
L
W
W–B
11 A
10 A
3 A
+DP2
+DP
EAU
N31(A), z4(B)
Spiral Cable
Sub–Assembly
3 B
2 B
8 B
LG
B
Illuminations
Steering
Pad Switch
LH
Left
Enter
Up
Top
Down
Back
Right
Steering Pad Switch RH
z4(B)
Steering Pad Switch Assembly
32 J
2 L
SWG
GVIF
GND1
12 J
N162(J), N169(L)
Multi–Media Module
Receiver Assembly
W–B
(LHD)
W–B
(RHD)
LG
LG
N6
N4
N6

＊4 : 2GR–FKS

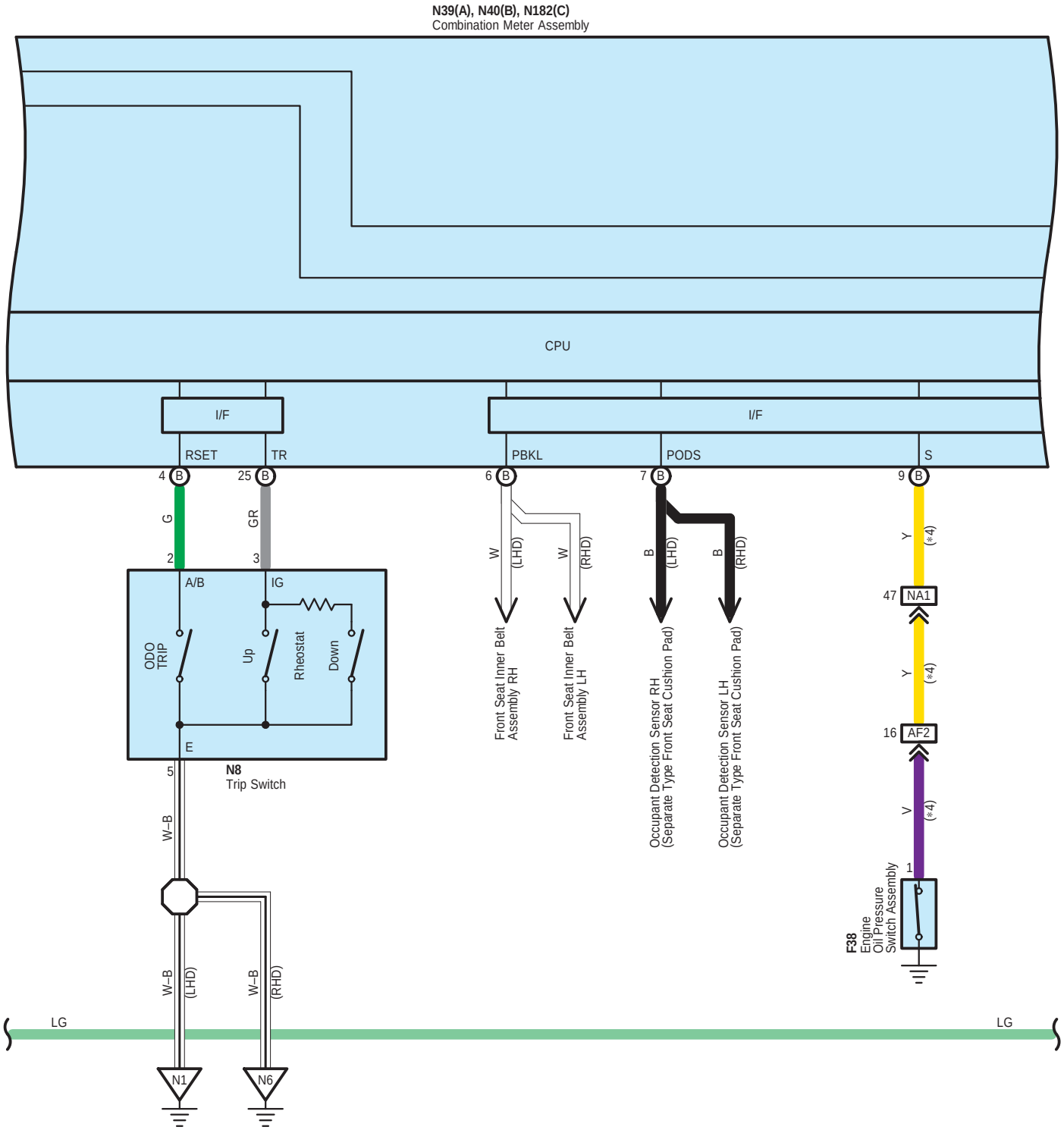
N39(A), N40(B), N182(C)
Combination Meter Assembly
CPU
I/F
I/F
RSET
TR
PBKL
PODS
S
4
25
6
7
9
G
GR
W
(LHD)
W
(RHD)
B
(LHD)
B
(RHD)
Y
(＊4)
2
3
A/B
IG
ODO TRIP
Up
Rheostat
Down
E
Front Seat Inner Belt Assembly RH
Front Seat Inner Belt Assembly LH
Occupant Detection Sensor RH (Separate Type Front Seat Cushion Pad)
Occupant Detection Sensor LH (Separate Type Front Seat Cushion Pad)
47
NA1
Y
(＊4)
16
AF2
V
(＊4)
1
5
N8
Trip Switch
W–B
W–B
(LHD)
W–B
(RHD)
F38
Engine Oil Pressure Switch Assembly
LG
LG
N1
N6

∗ 4 : 2GR–FKS
∗ 5 : 8AR–FTS
∗13 : w/o Stop & Start System

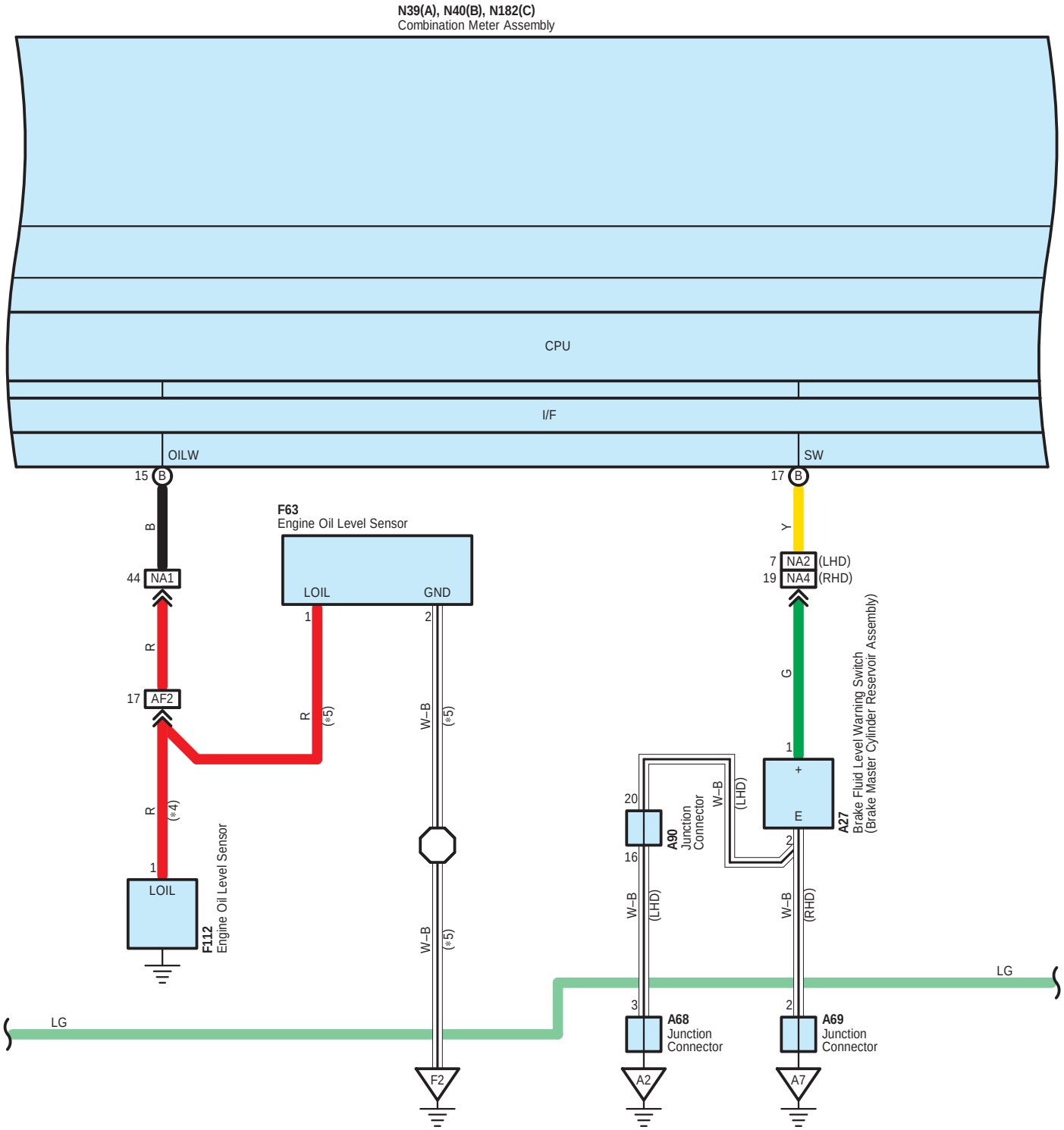

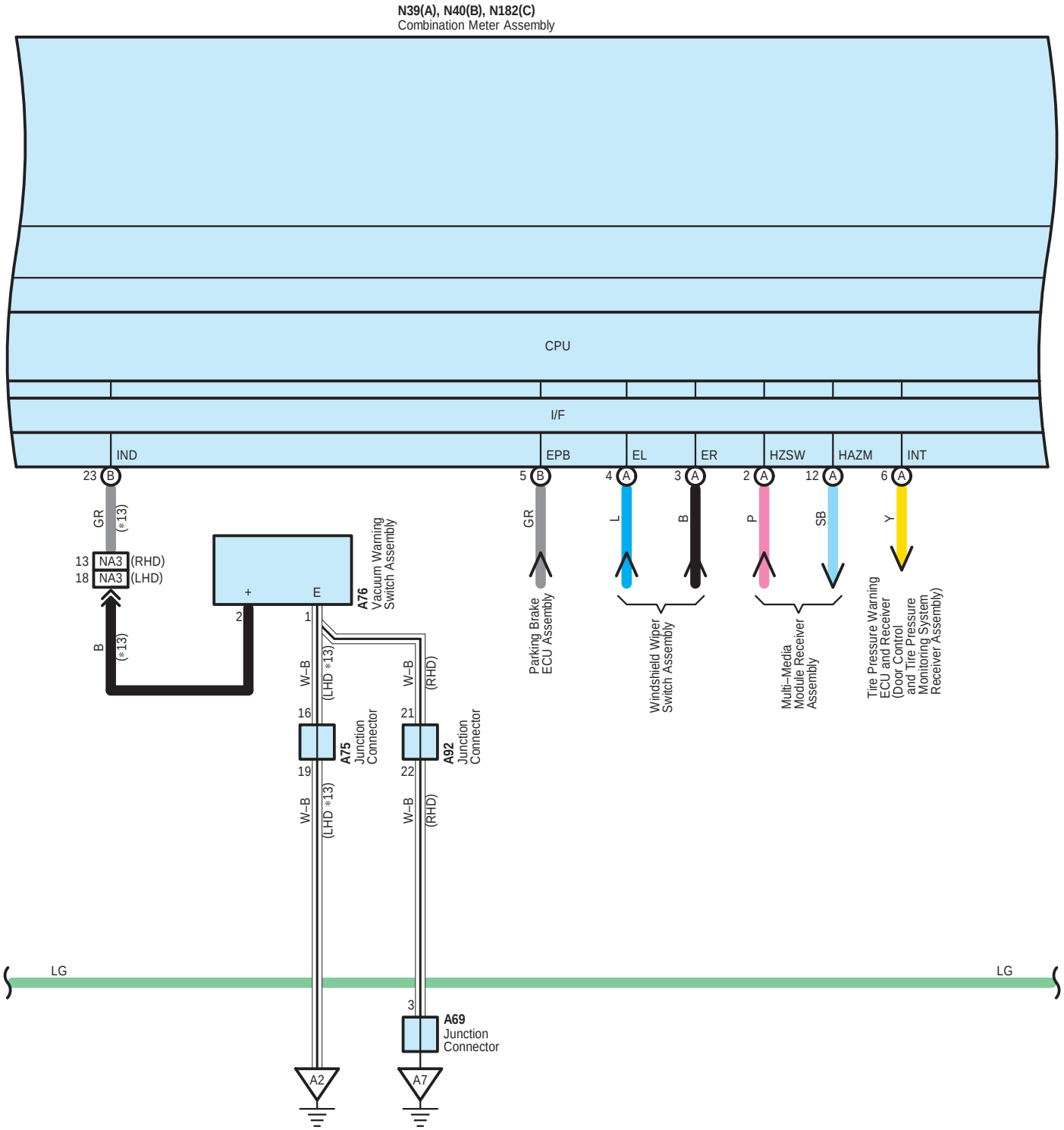
N39(A), N40(B), N182(C)
Combination Meter Assembly
CPU
I/F
IND
EPB
EL
ER
HZSW
HAZM
INT
23 B
5 B
4 A
3 A
2 A
12 A
6 A
GR
(*13)
13 NA3 (RHD)
18 NA3 (LHD)
B
(*13)
+
E
2
1
A76
Vacuum Warning
Switch Assembly
W–B
(LHD *13)
W–B
(RHD)
16
21
A75
Junction
Connector
A92
Junction
Connector
19
22
W–B
(LHD *13)
W–B
(RHD)
GR
Parking Brake
ECU Assembly
L
B
Windshield Wiper
Switch Assembly
P
SB
Multi–Media
Module Receiver
Assembly
Y
Tire Pressure Warning
ECU and Receiver
(Door Control
and Tire Pressure
Monitoring System
Receiver Assembly)
LG
LG
3
A69
Junction
Connector
A2
A7

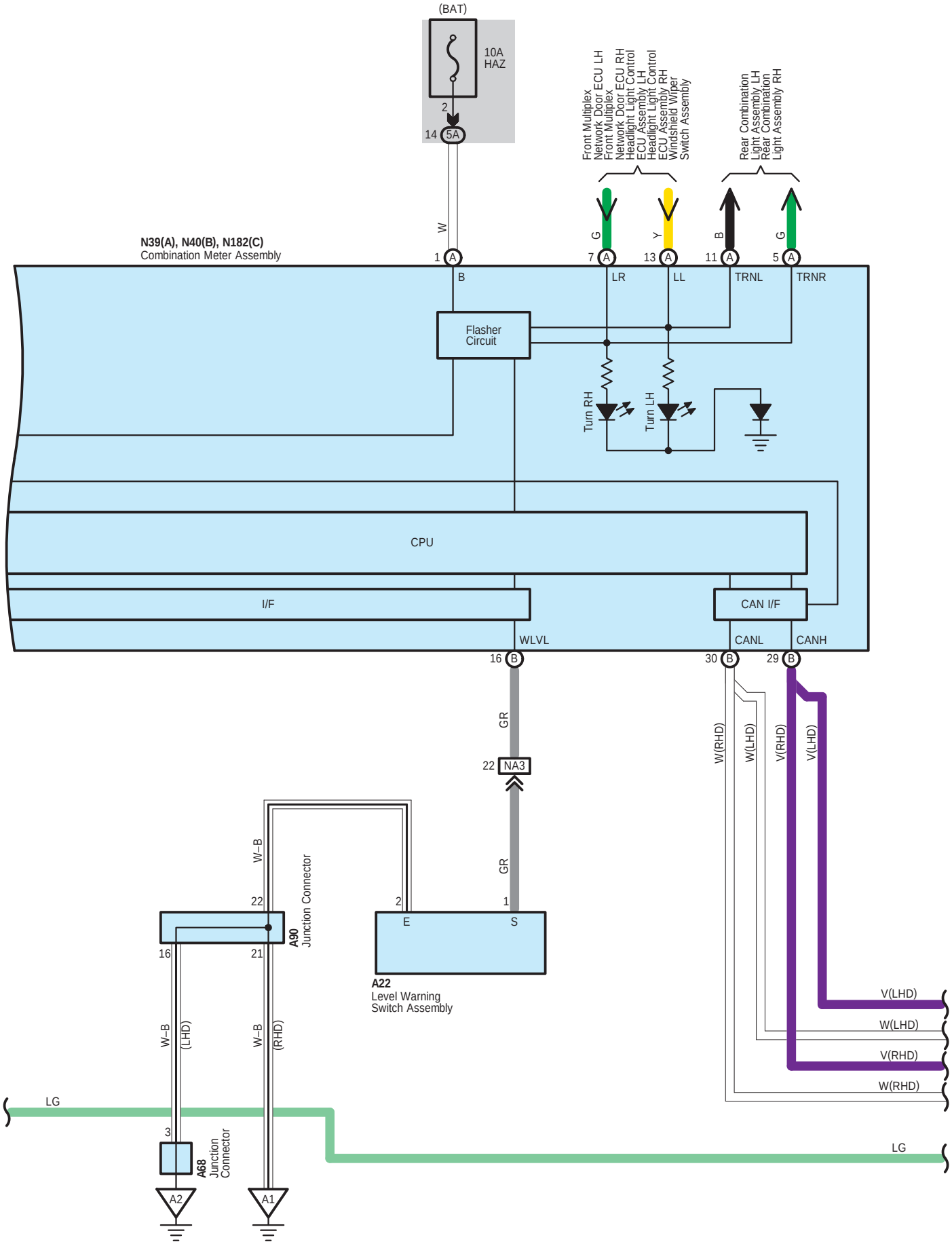
(BAT)
10A
HAZ
2
14 5A
W
Front Multiplex
Network Door ECU LH
Front Multiplex
Network Door ECU RH
Headlight Light Control
ECU Assembly LH
Headlight Light Control
ECU Assembly RH
Windshield Wiper
Switch Assembly
Rear Combination
Light Assembly LH
Rear Combination
Light Assembly RH
G
Y
B
G
N39(A), N40(B), N182(C)
Combination Meter Assembly
1 A
7 A
13 A
11 A
5 A
B
LR
LL
TRNL
TRNR
Flasher
Circuit
Turn RH
Turn LH
CPU
I/F
CAN I/F
WLVL
CANL
CANH
16 B
30 B
29 B
GR
22 NA3
GR
W(RHD)
W(LHD)
V(RHD)
V(LHD)
W–B
22
2
1
E
S
A90
Junction Connector
16
21
A22
Level Warning
Switch Assembly
V(LHD)
W(LHD)
V(RHD)
W(RHD)
W–B
(LHD)
W–B
(RHD)
LG
3
A68
Junction
Connector
A2
A1
LG

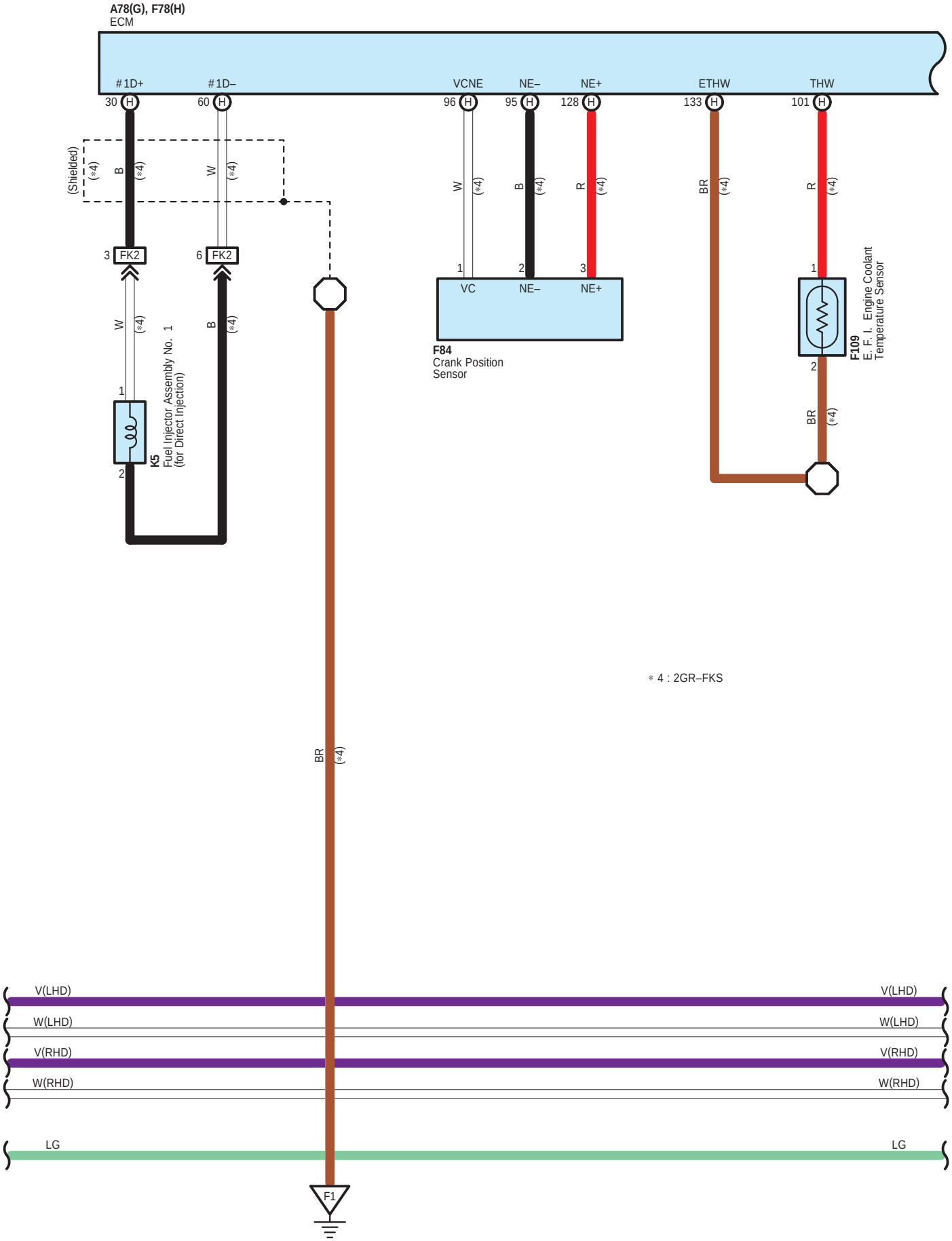
A78(G), F78(H)
ECM
#1D+
#1D–
VCNE
NE–
NE+
ETHW
THW
30
60
96
95
128
133
101
(Shielded)
(*4)
B
W
R
BR
3
6
FK2
1
2
K5
Fuel Injector Assembly No. 1
(for Direct Injection)
F84
Crank Position
Sensor
VC
F109
E. F. I. Engine Coolant
Temperature Sensor
* 4 : 2GR–FKS
V(LHD)
W(LHD)
V(RHD)
W(RHD)
LG
F1

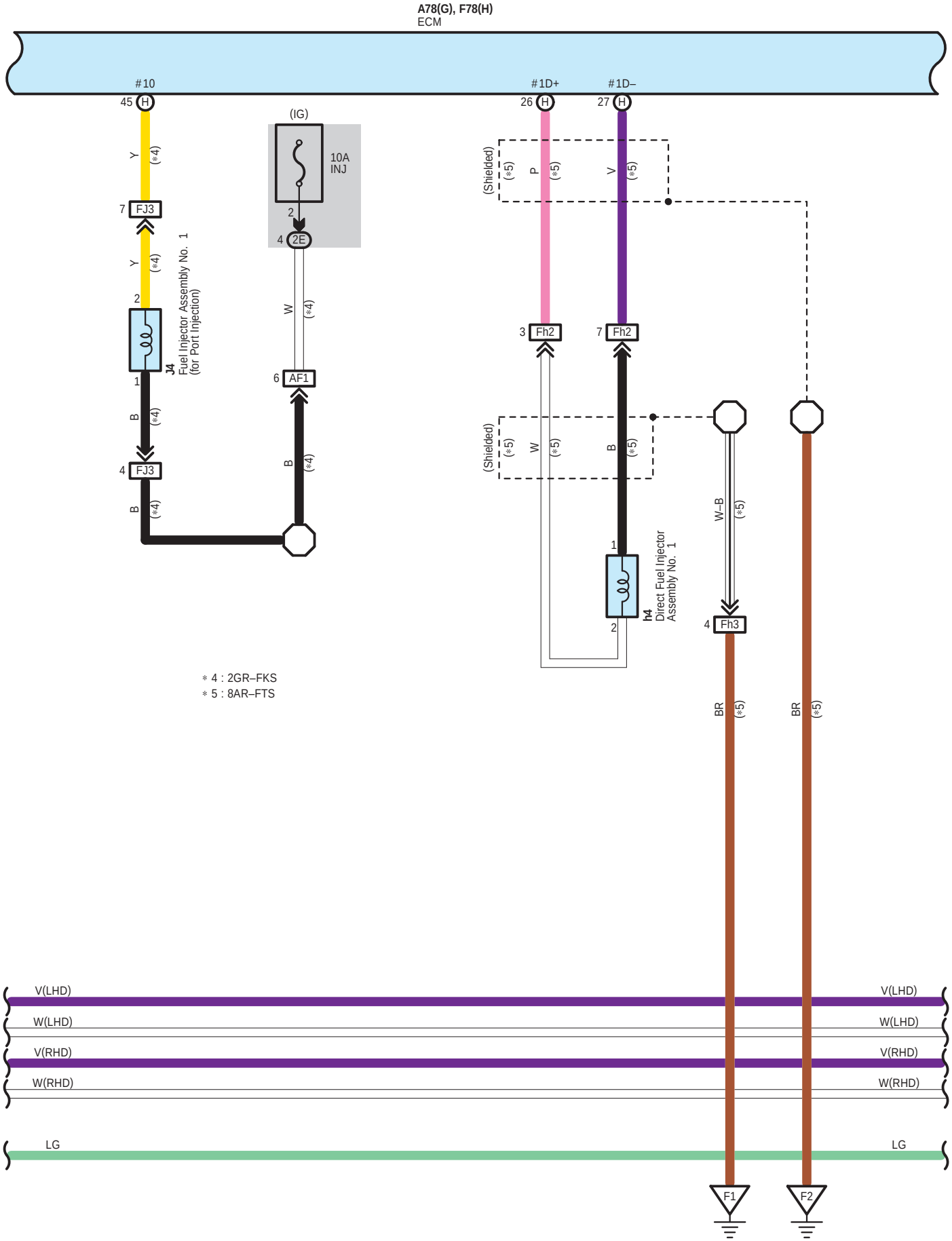
A78(G), F78(H)
ECM
#10
#1D+
#1D–
45 H
26 H
27 H
(IG)
10A
INJ
2
4 2E
Y
(*4)
7 FJ3
Y
(*4)
2
J4
Fuel Injector Assembly No. 1
(for Port Injection)
1
B
(*4)
4 FJ3
B
(*4)
W
(*4)
6 AF1
B
(*4)
(Shielded)
(*5)
P
(*5)
V
(*5)
3 Fh2
7 Fh2
(Shielded)
(*5)
W
(*5)
B
(*5)
1
h4
Direct Fuel Injector
Assembly No. 1
2
W–B
(*5)
4 Fh3
BR
(*5)
BR
(*5)
* 4 : 2GR–FKS
* 5 : 8AR–FTS
V(LHD)
W(LHD)
V(RHD)
W(RHD)
LG
V(LHD)
W(LHD)
V(RHD)
W(RHD)
LG
F1
F2

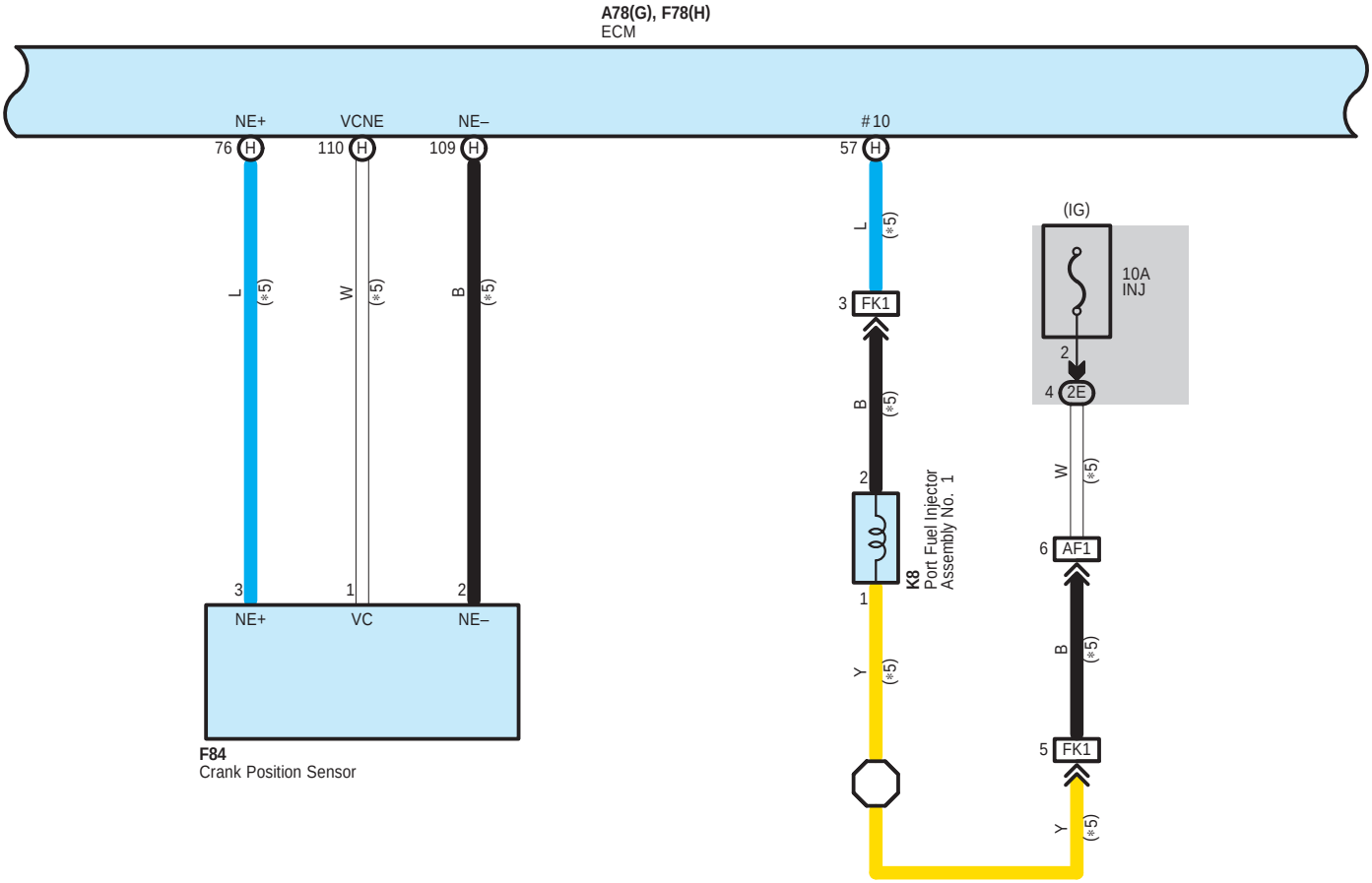
A78(G), F78(H)
ECM
NE+
VCNE
NE–
#10
76 H
110 H
109 H
57 H
L
(*5)
W
(*5)
B
(*5)
L
(*5)
3 FK1
B
(*5)
2
1
K8
Port Fuel Injector
Assembly No. 1
Y
(*5)
(IG)
10A
INJ
2
4 2E
W
(*5)
6 AF1
B
(*5)
5 FK1
Y
(*5)
3
1
2
NE+
VC
NE–
F84
Crank Position Sensor

V(LHD)
V(LHD)
W(LHD)
W(LHD)
V(RHD)
V(RHD)
W(RHD)
W(RHD)
LG
LG

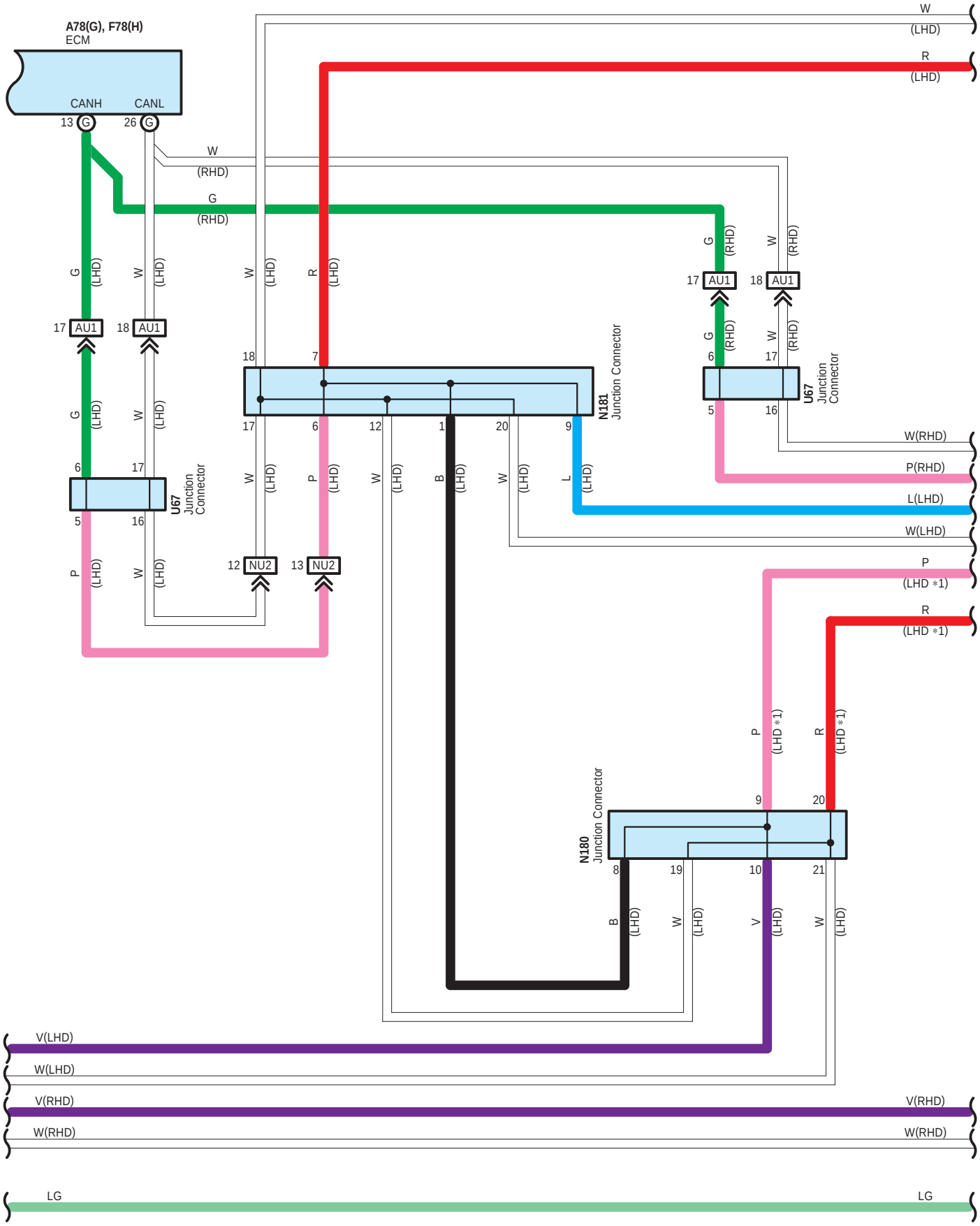
A78(G), F78(H)
ECM
CANH
CANL
13 G
26 G
W
(LHD)
R
(LHD)
W
(RHD)
G
(RHD)
G (LHD)
W (LHD)
W (LHD)
R (LHD)
G (RHD)
W (RHD)
17 AU1
18 AU1
17 AU1
18 AU1
G (LHD)
W (LHD)
G (RHD)
W (RHD)
18
7
N181
Junction Connector
6
17
U67
Junction Connector
17
6
12
1
20
9
5
16
W (LHD)
P (LHD)
W (LHD)
B (LHD)
W (LHD)
L (LHD)
W(RHD)
P(RHD)
L(LHD)
W(LHD)
6
17
U67
Junction Connector
5
16
P (LHD)
W (LHD)
12 NU2
13 NU2
P
(LHD *1)
R
(LHD *1)
P (LHD *1)
R (LHD *1)
N180
Junction Connector
9
20
8
19
10
21
B (LHD)
W (LHD)
V (LHD)
W (LHD)
V(LHD)
W(LHD)
V(RHD)
W(RHD)
V(RHD)
W(RHD)
LG
LG

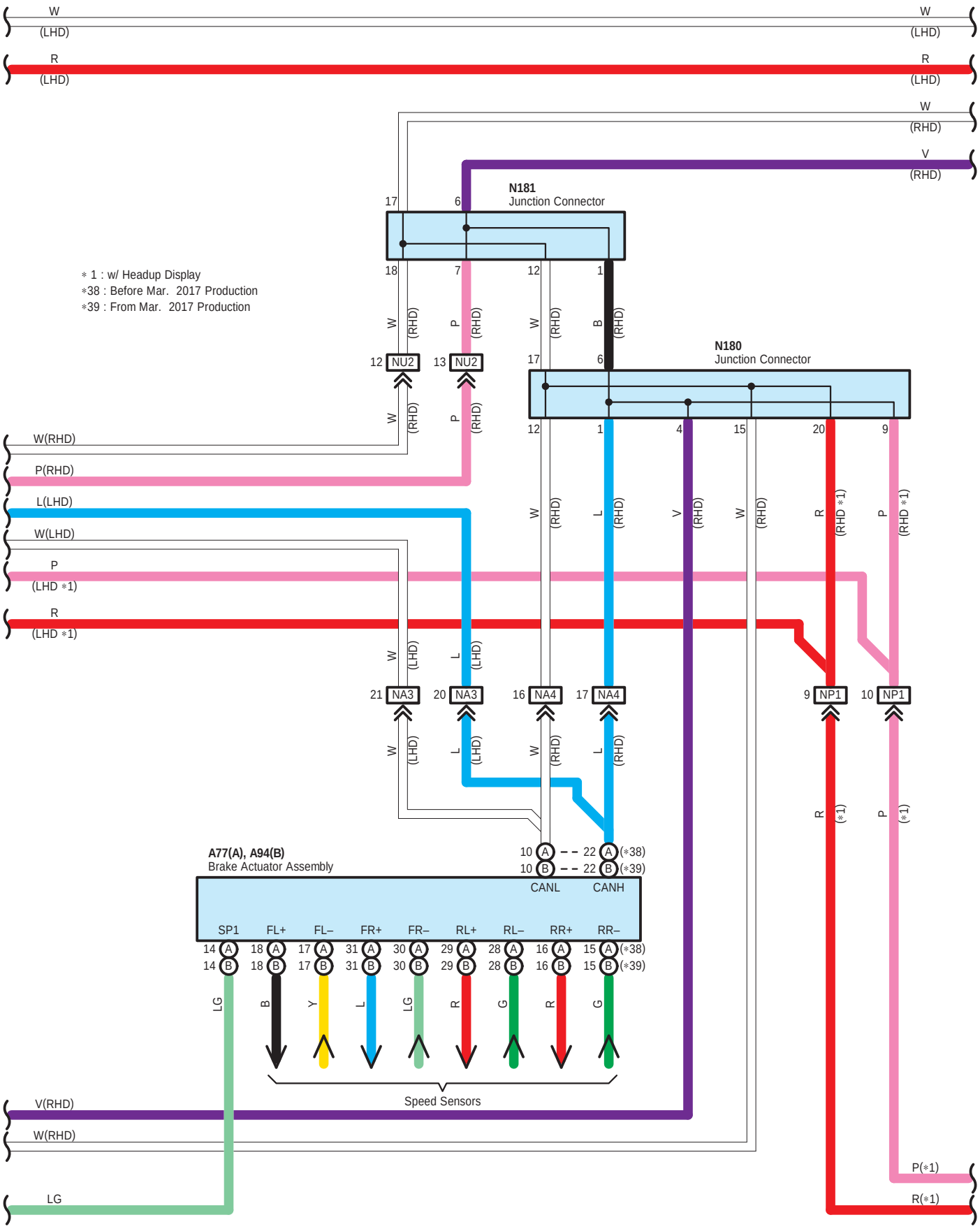
W (LHD)
R (LHD)
W (RHD)
V (RHD)
N181
Junction Connector
N180
Junction Connector
∗1 : w/ Headup Display
∗38 : Before Mar. 2017 Production
∗39 : From Mar. 2017 Production
NU2
NA3
NA4
NP1
W(RHD)
P(RHD)
L(LHD)
W(LHD)
P (LHD ∗1)
R (LHD ∗1)
A77(A), A94(B)
Brake Actuator Assembly
CANL
CANH
SP1
FL+
FL–
FR+
FR–
RL+
RL–
RR+
RR–
Speed Sensors
V(RHD)
W(RHD)
LG
P(∗1)
R(∗1)

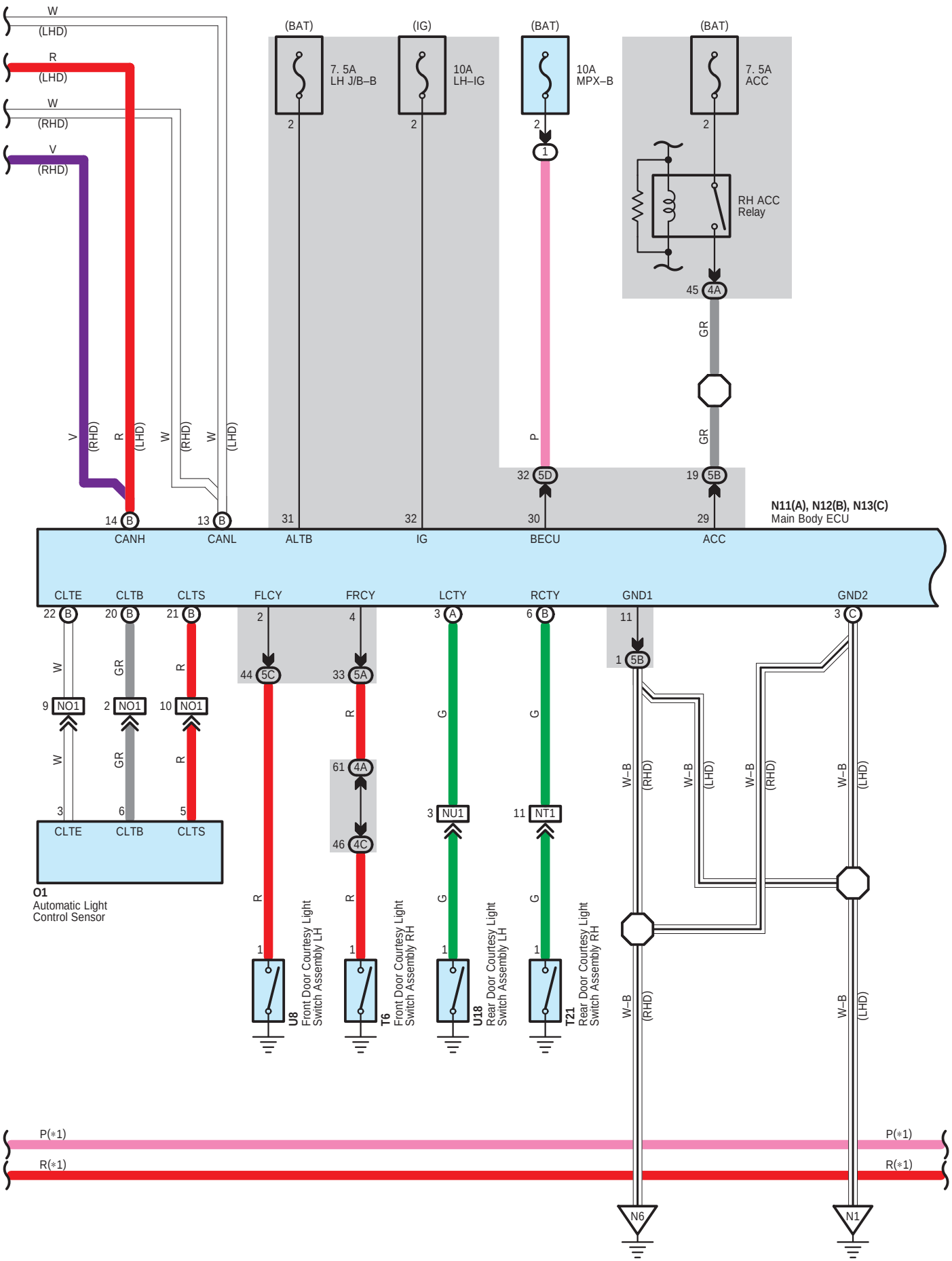
W (LHD)
R (LHD)
W (RHD)
V (RHD)
(BAT)
7. 5A
LH J/B–B
(IG)
10A
LH–IG
(BAT)
10A
MPX–B
(BAT)
7. 5A
ACC
RH ACC
Relay
45 4A
GR
GR
P
32 5D
19 5B
14 B
13 B
31
32
30
29
CANH
CANL
ALTB
IG
BECU
ACC
N11(A), N12(B), N13(C)
Main Body ECU
CLTE
CLTB
CLTS
FLCY
FRCY
LCTY
RCTY
GND1
GND2
22 B
20 B
21 B
2
4
3 A
6 B
11
3 C
9 NO1
2 NO1
10 NO1
44 5C
33 5A
61 4A
46 4C
3 NU1
11 NT1
1 5B
3
6
5
CLTE
CLTB
CLTS
O1
Automatic Light
Control Sensor
U8
Front Door Courtesy Light
Switch Assembly LH
T6
Front Door Courtesy Light
Switch Assembly RH
U18
Rear Door Courtesy Light
Switch Assembly LH
T21
Rear Door Courtesy Light
Switch Assembly RH
W–B (RHD)
W–B (LHD)
P(*1)
R(*1)
N6
N1

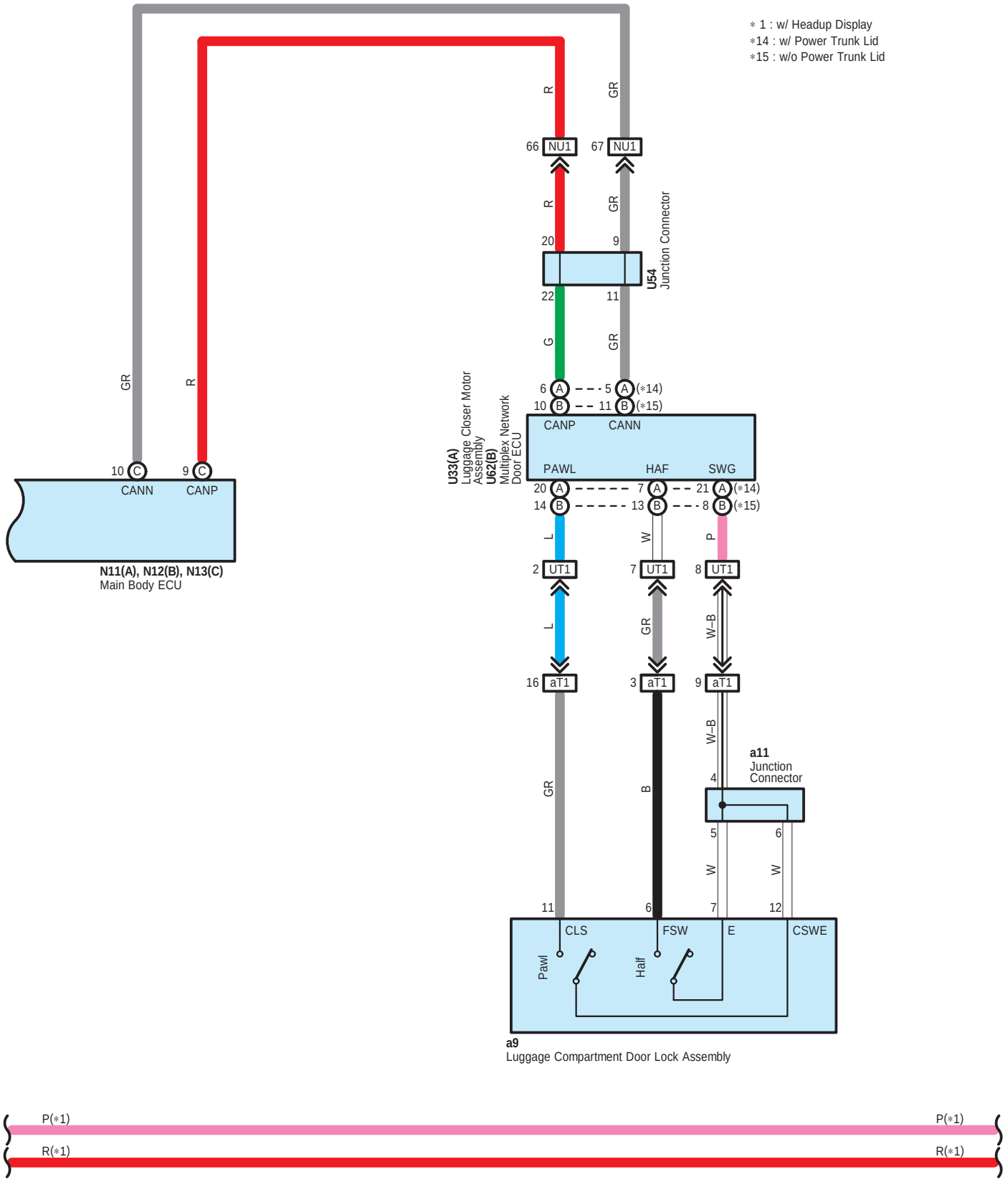
∗1 : w/ Headup Display
∗14 : w/ Power Trunk Lid
∗15 : w/o Power Trunk Lid
N11(A), N12(B), N13(C)
Main Body ECU
CANN
CANP
U33(A)
Luggage Closer Motor Assembly
U62(B)
Multiplex Network Door ECU
PAWL
HAF
SWG
NU1
UT1
aT1
U54
Junction Connector
a11
Junction Connector
a9
Luggage Compartment Door Lock Assembly
CLS
FSW
E
CSWE
Pawl
Half
P(∗1)
R(∗1)

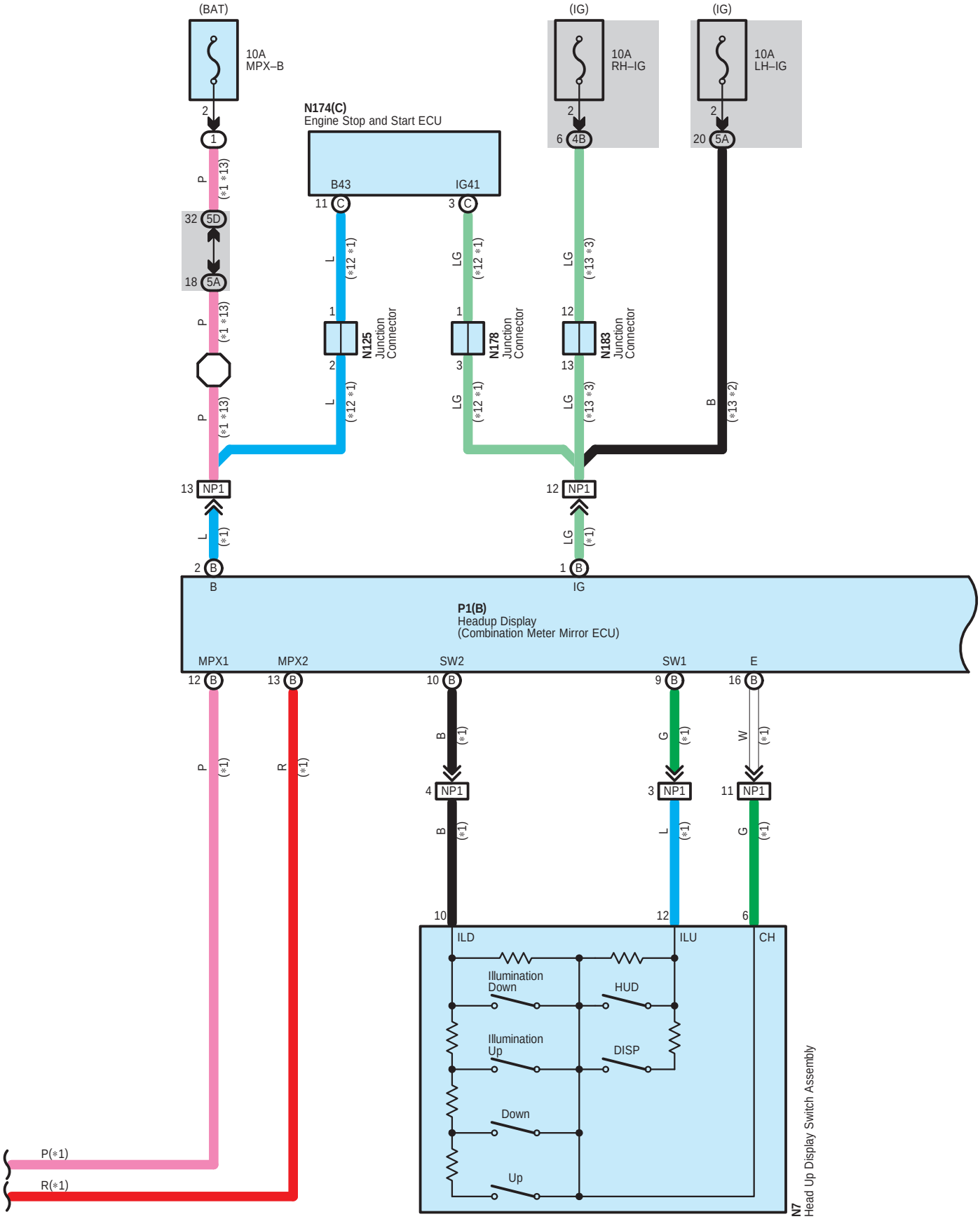
(BAT)
10A
MPX–B
(IG)
10A
RH–IG
(IG)
10A
LH–IG
N174(C)
Engine Stop and Start ECU
B43
IG41
N125
Junction
Connector
N178
Junction
Connector
N183
Junction
Connector
NP1
P1(B)
Headup Display
(Combination Meter Mirror ECU)
MPX1
MPX2
SW2
SW1
E
ILD
ILU
CH
Illumination
Down
HUD
Illumination
Up
DISP
Down
Up
N7
Head Up Display Switch Assembly
P(*1)
R(*1)

∗ 1 : w/ Headup Display
∗ 2 : LHD w/ Headup Display
∗ 3 : RHD w/ Headup Display
∗12 : w/ Stop & Start System
∗13 : w/o Stop & Start System

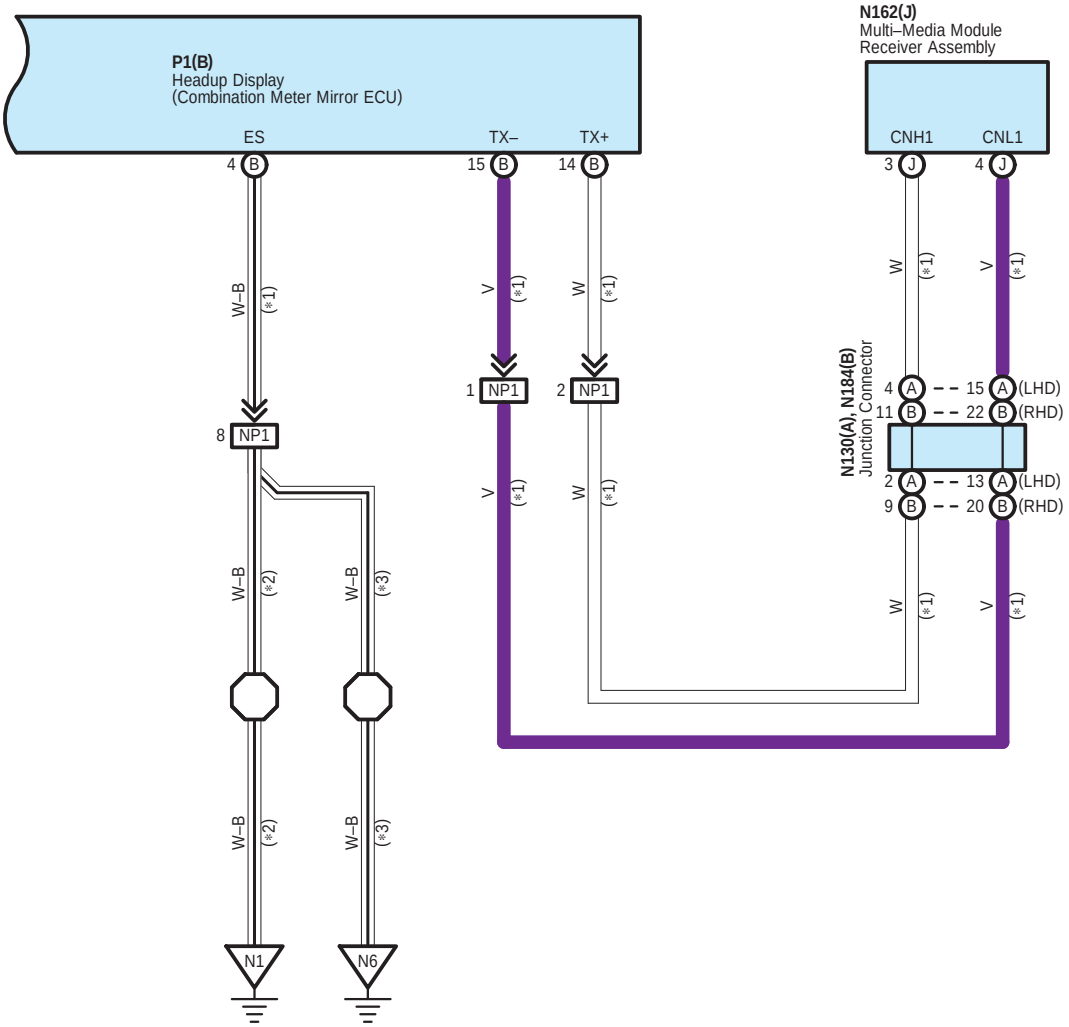

A 22
Black

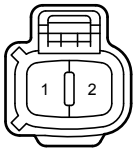

A 27
Gray

A 68
Gray



A 69
Gray



A 75
White

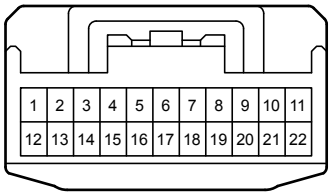

A 76
Black

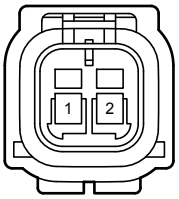

A 77
Black

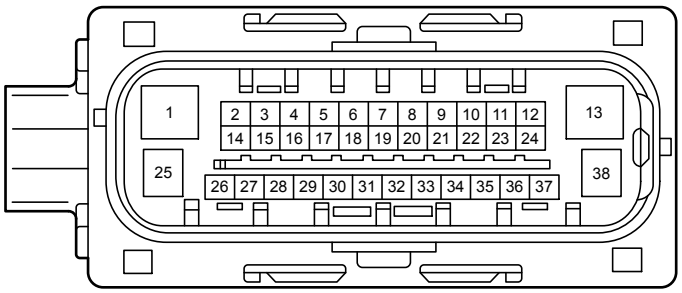

A 78
Black

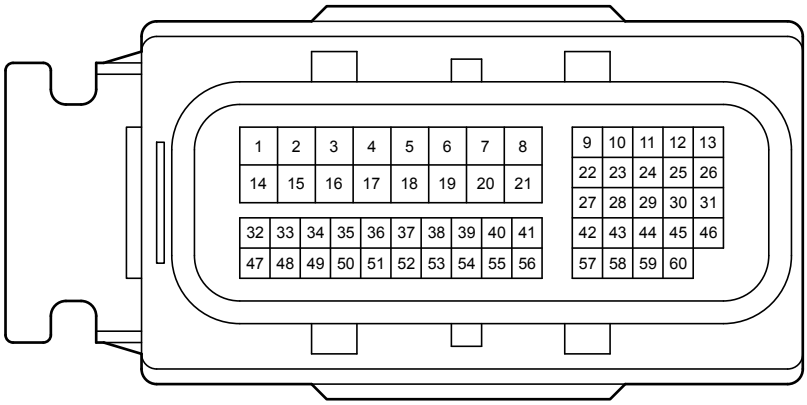

A 90
White

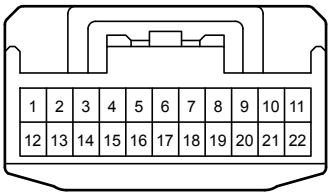

A 92
Gray

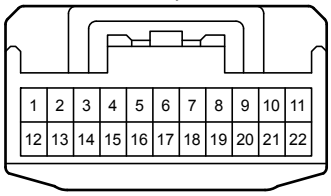

A 94
Black

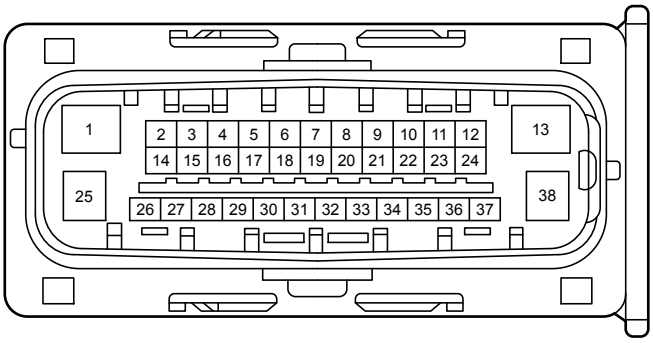

F 38
Gray

F 63
Gray

F 78
Black

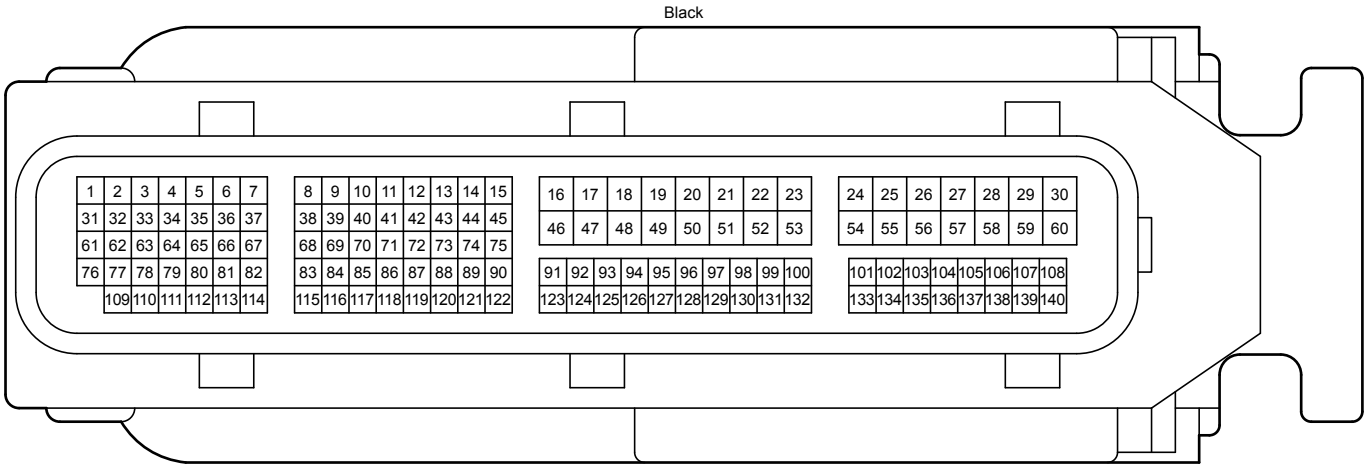

F 84
Black

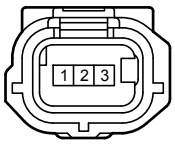

F109
Black

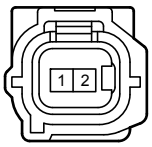

F112
Gray

J 4
Black

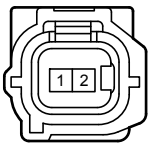

K 5
Black

K 8
Black

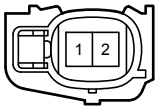

N 7
Black

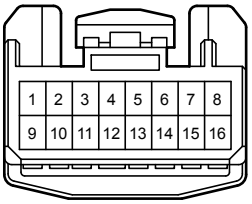

N 8
Black



N 11
White

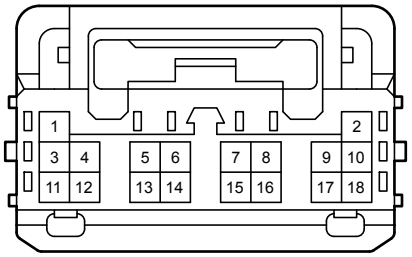

N 12
White

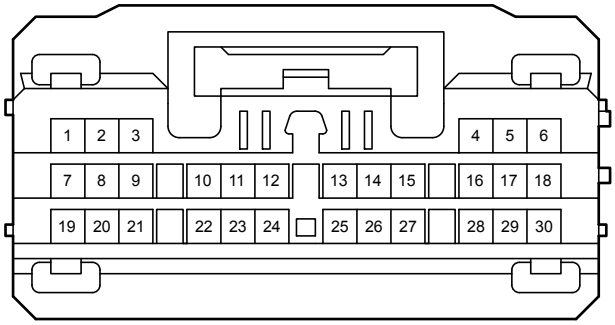

N 13
White

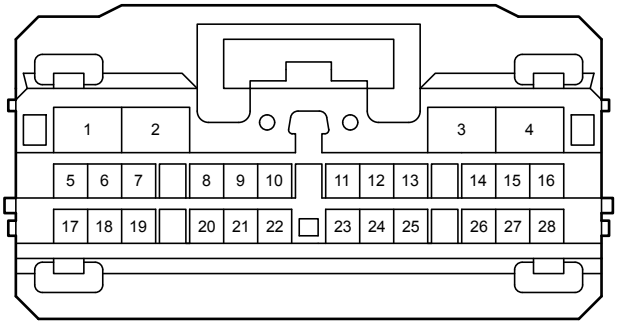

N 31
Black

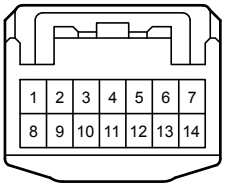

N 39
Black

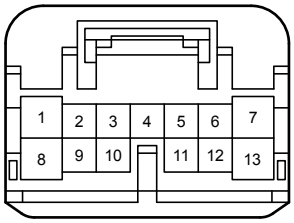

N 40
Black

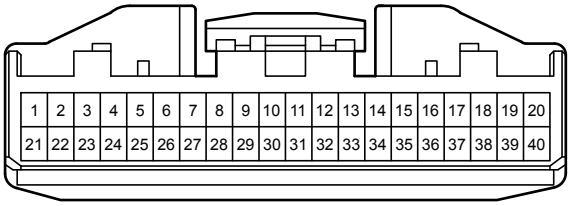

N125
Blue

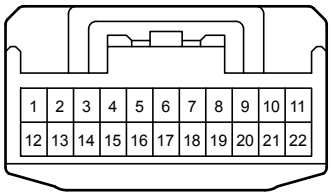

N127
Blue

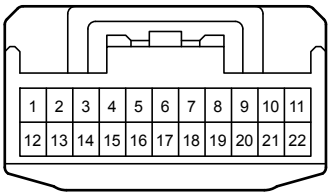

N130
Black

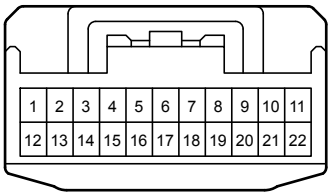

N162
White

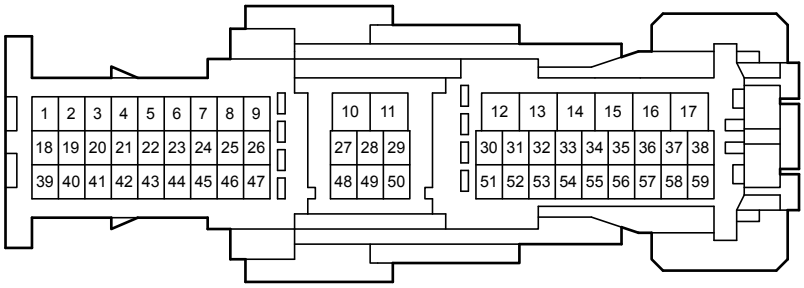

N169
Green

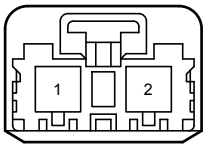

N174
Black

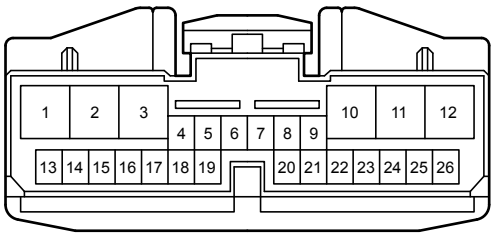

N178
Gray

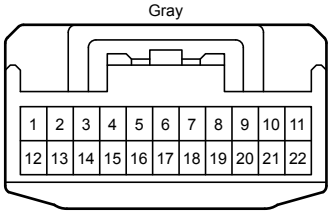

N180
Gray

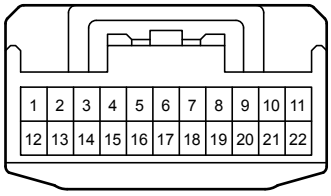

N181
Gray

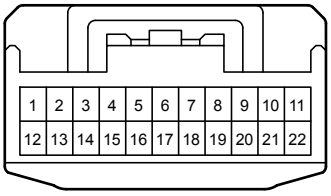

N182
Blue

N183
Black

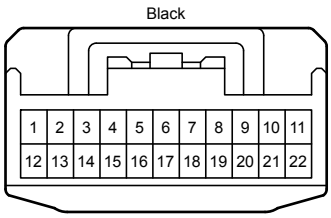

N184
Black

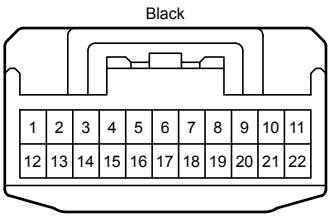

O 1
Blue

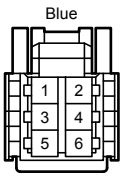

P 1
White

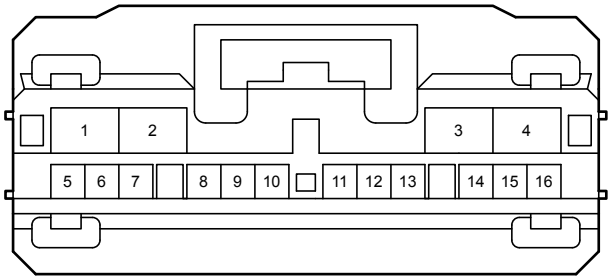

T 6
Black

T 16
White

T 21
Black

U 8
Black

U 11
White

U 18
Black

U 33
White

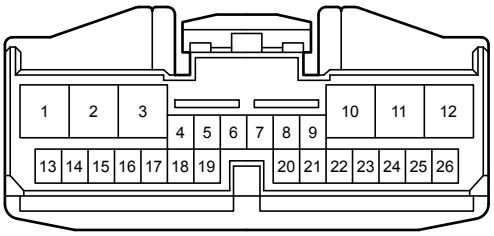

U 54
Blue

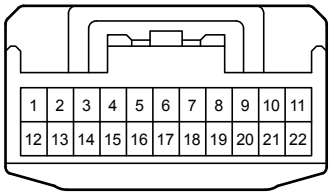

U 62
Black

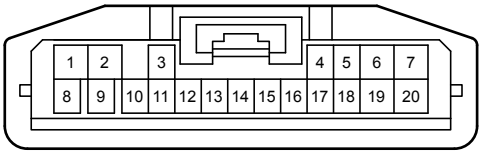

U 67
Gray

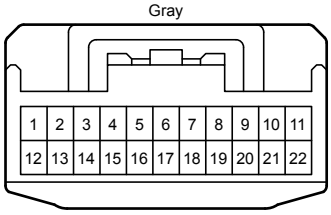

a 9
White

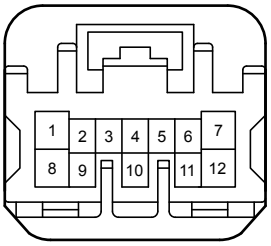

a 11
White

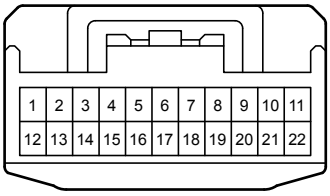

h 4
Black

z 4
Black

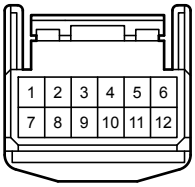

2E
White

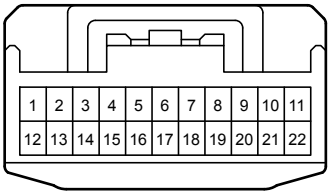

4A
White

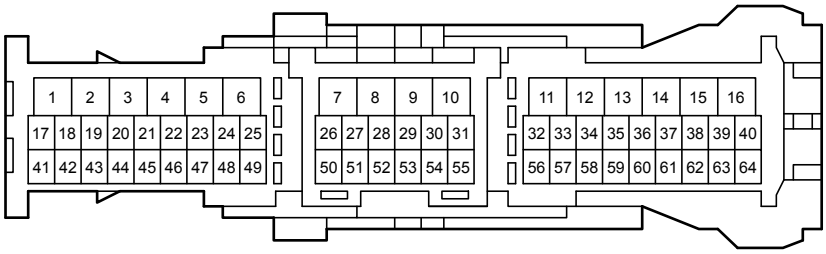

4B
White

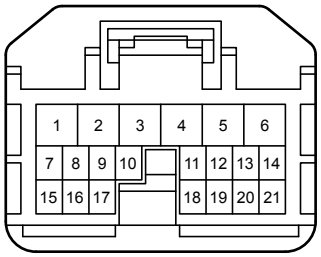

4C
White

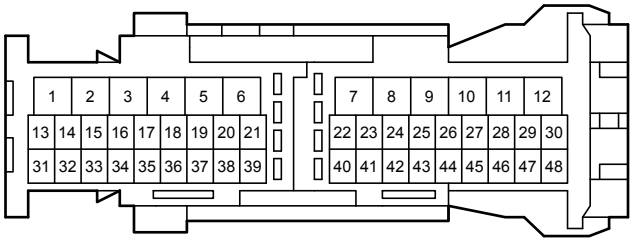

5A
White

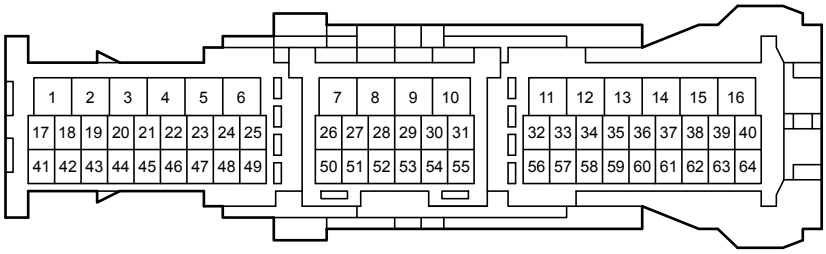

5B
White

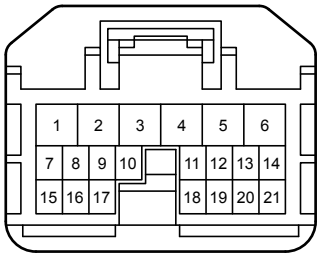

5C
White

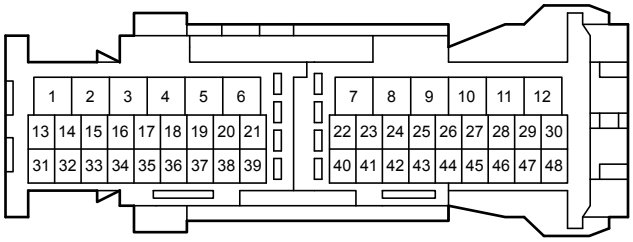

5D
White

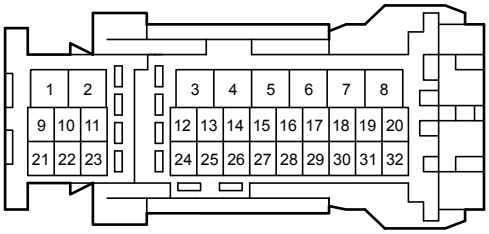

AF1
Gray

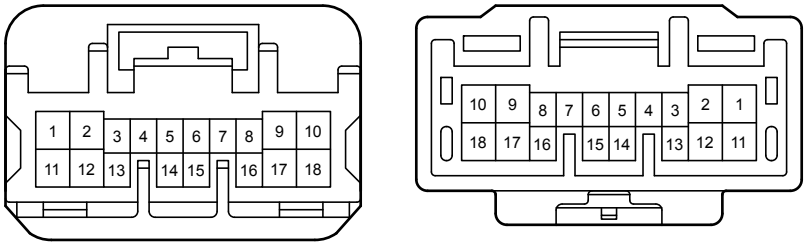

AF2
White

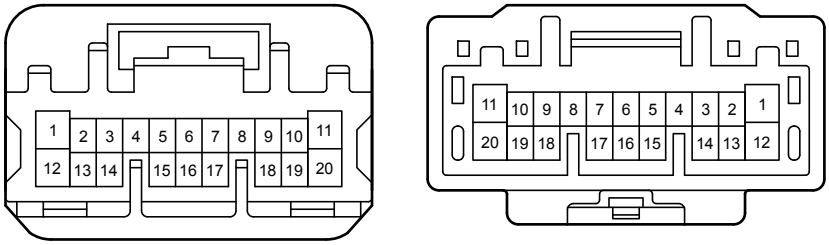

AU1
White

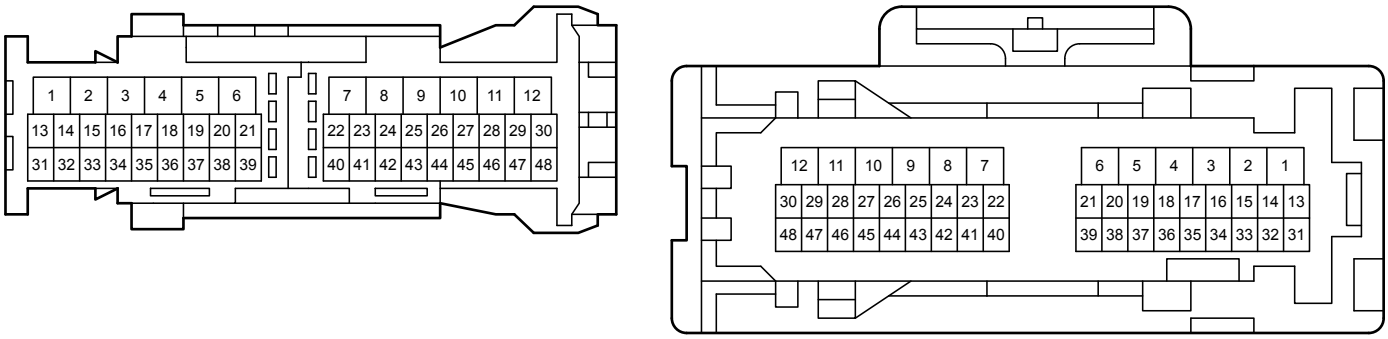

FJ3
Black

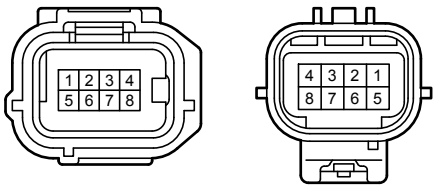

FK1
Black

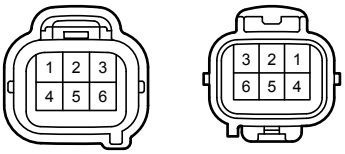

FK2
Black

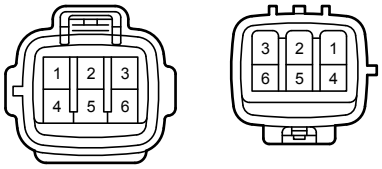

Fh2
Gray

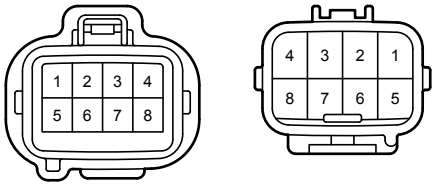

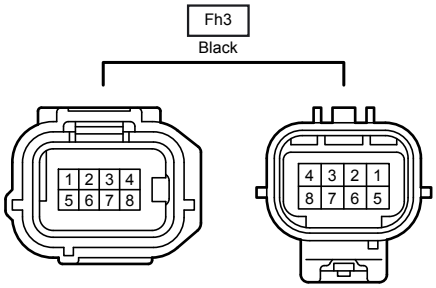
Fh3
Black
1 2 3 4
5 6 7 8
4 3 2 1
8 7 6 5

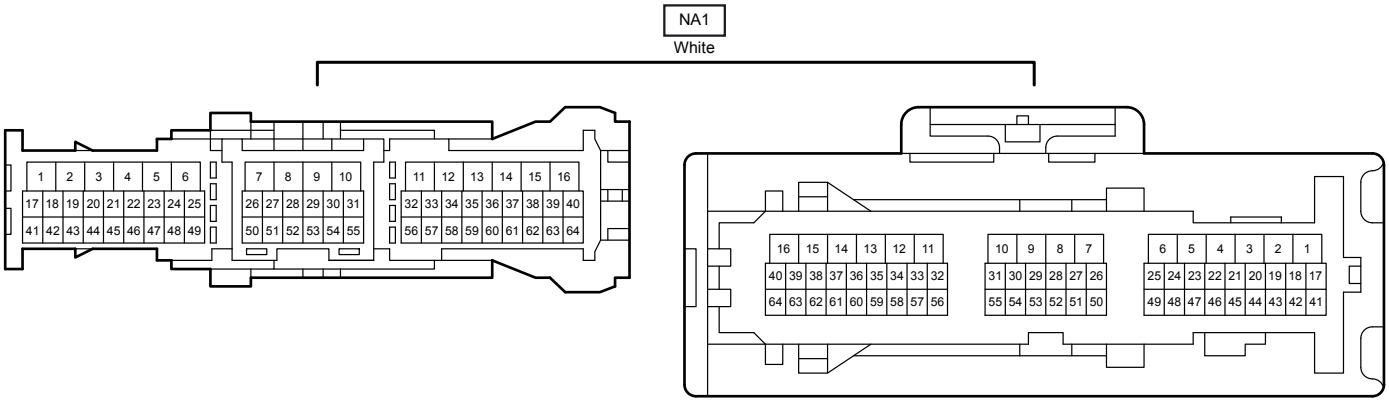
NA1
White
1 2 3 4 5 6 7 8 9 10 11 12 13 14 15 16
17 18 19 20 21 22 23 24 25 26 27 28 29 30 31 32 33 34 35 36 37 38 39 40
41 42 43 44 45 46 47 48 49 50 51 52 53 54 55 56 57 58 59 60 61 62 63 64
16 15 14 13 12 11 10 9 8 7 6 5 4 3 2 1
40 39 38 37 36 35 34 33 32 31 30 29 28 27 26 25 24 23 22 21 20 19 18 17
64 63 62 61 60 59 58 57 56 55 54 53 52 51 50 49 48 47 46 45 44 43 42 41

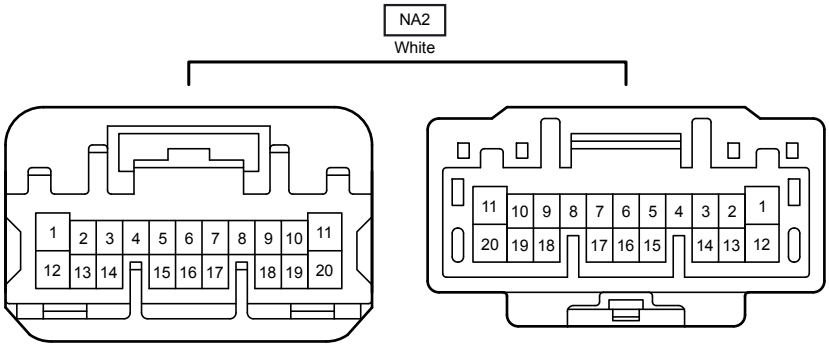
NA2
White
1 2 3 4 5 6 7 8 9 10 11
12 13 14 15 16 17 18 19 20
11 10 9 8 7 6 5 4 3 2 1
20 19 18 17 16 15 14 13 12

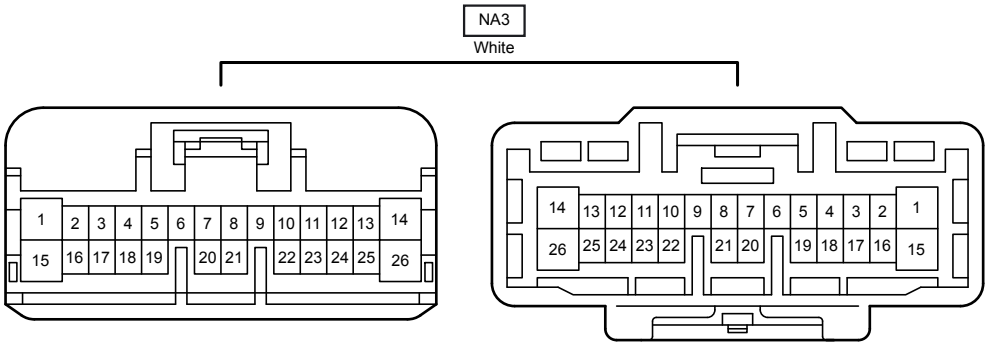
NA3
White
1 2 3 4 5 6 7 8 9 10 11 12 13 14
15 16 17 18 19 20 21 22 23 24 25 26
14 13 12 11 10 9 8 7 6 5 4 3 2 1
26 25 24 23 22 21 20 19 18 17 16 15

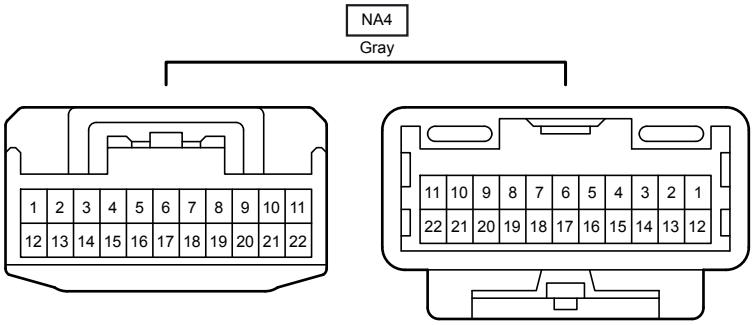
NA4
Gray
1 2 3 4 5 6 7 8 9 10 11
12 13 14 15 16 17 18 19 20 21 22
11 10 9 8 7 6 5 4 3 2 1
22 21 20 19 18 17 16 15 14 13 12

NO1
White

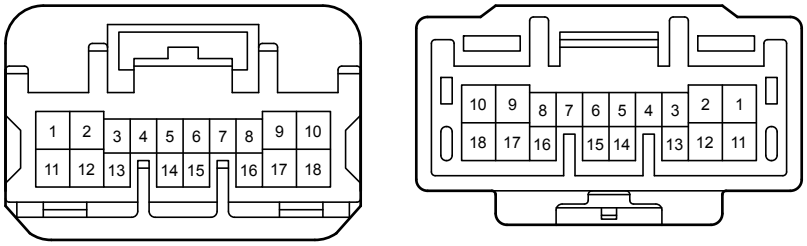

NP1
White

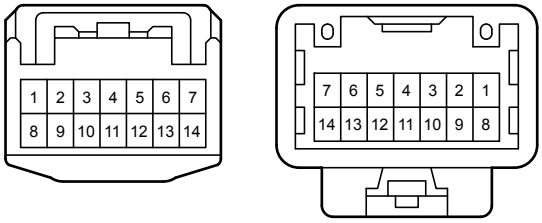

NT1
White

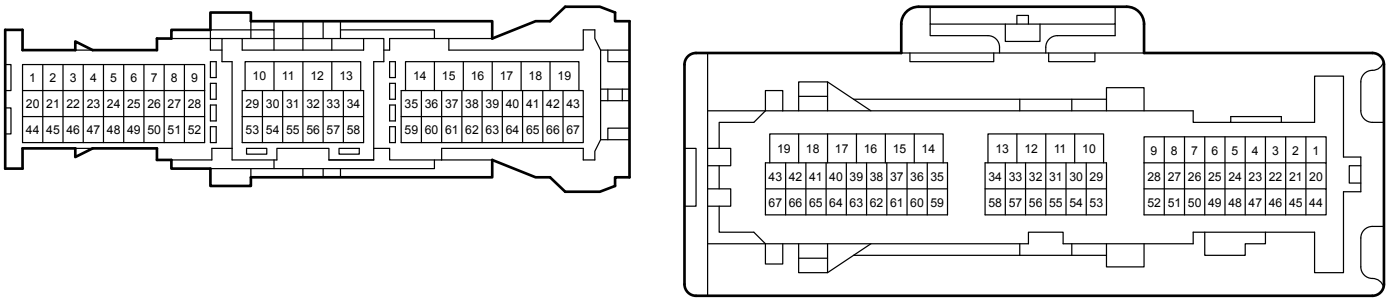

NU1
White

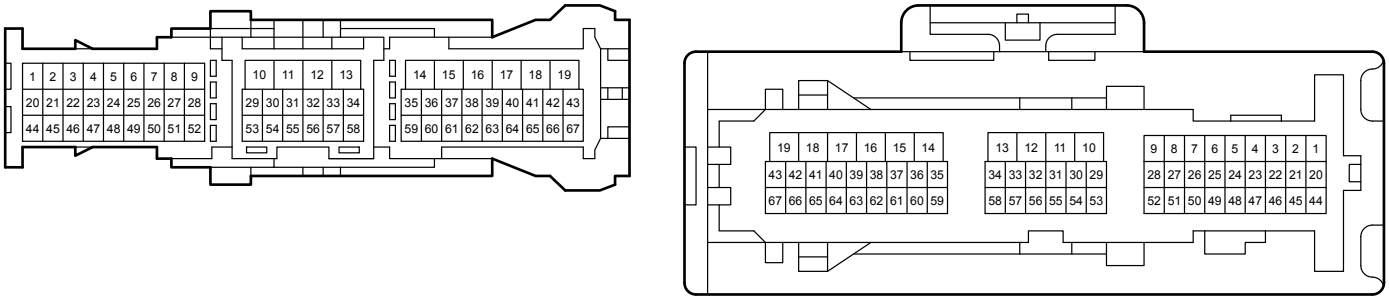

NU2
White

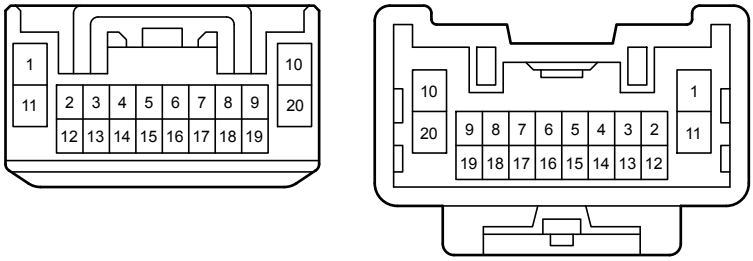

TN1
White

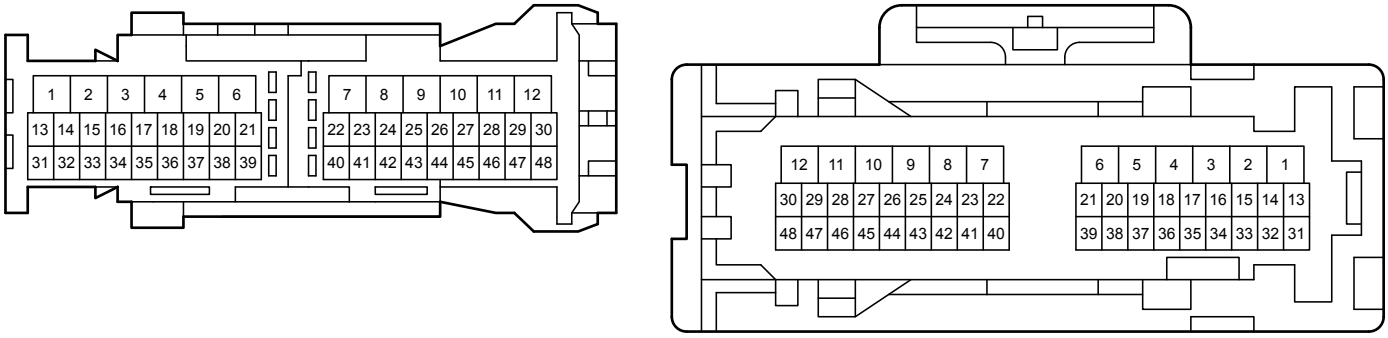

TU1
White

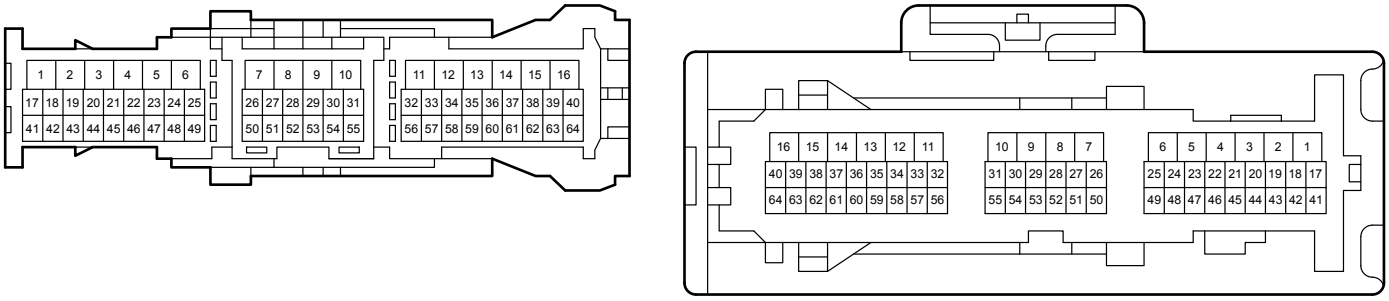

UT1
White

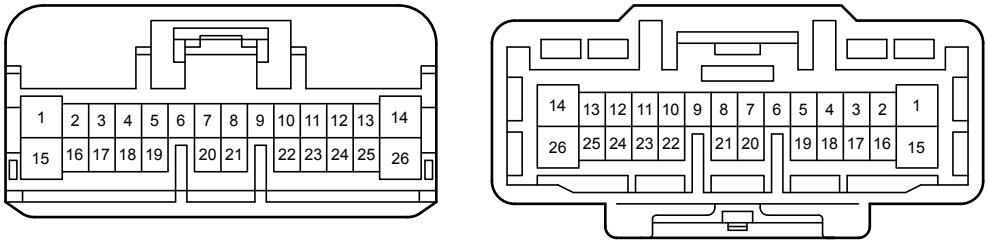

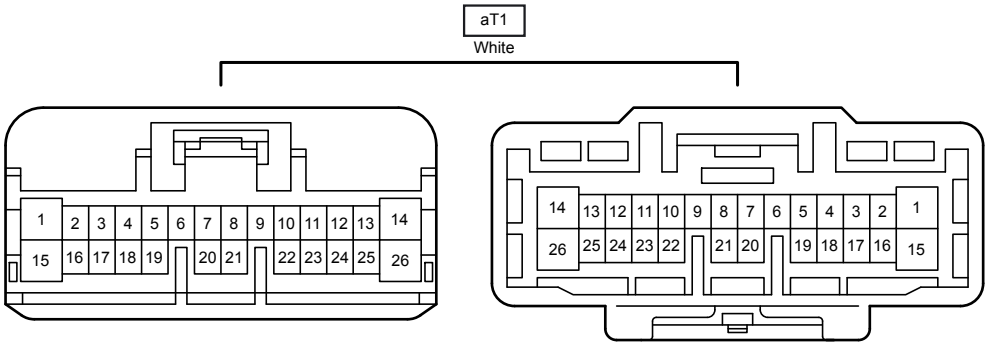
aT1
White
1 2 3 4 5 6 7 8 9 10 11 12 13 14
15 16 17 18 19 20 21 22 23 24 25 26
14 13 12 11 10 9 8 7 6 5 4 3 2 1
26 25 24 23 22 21 20 19 18 17 16 15