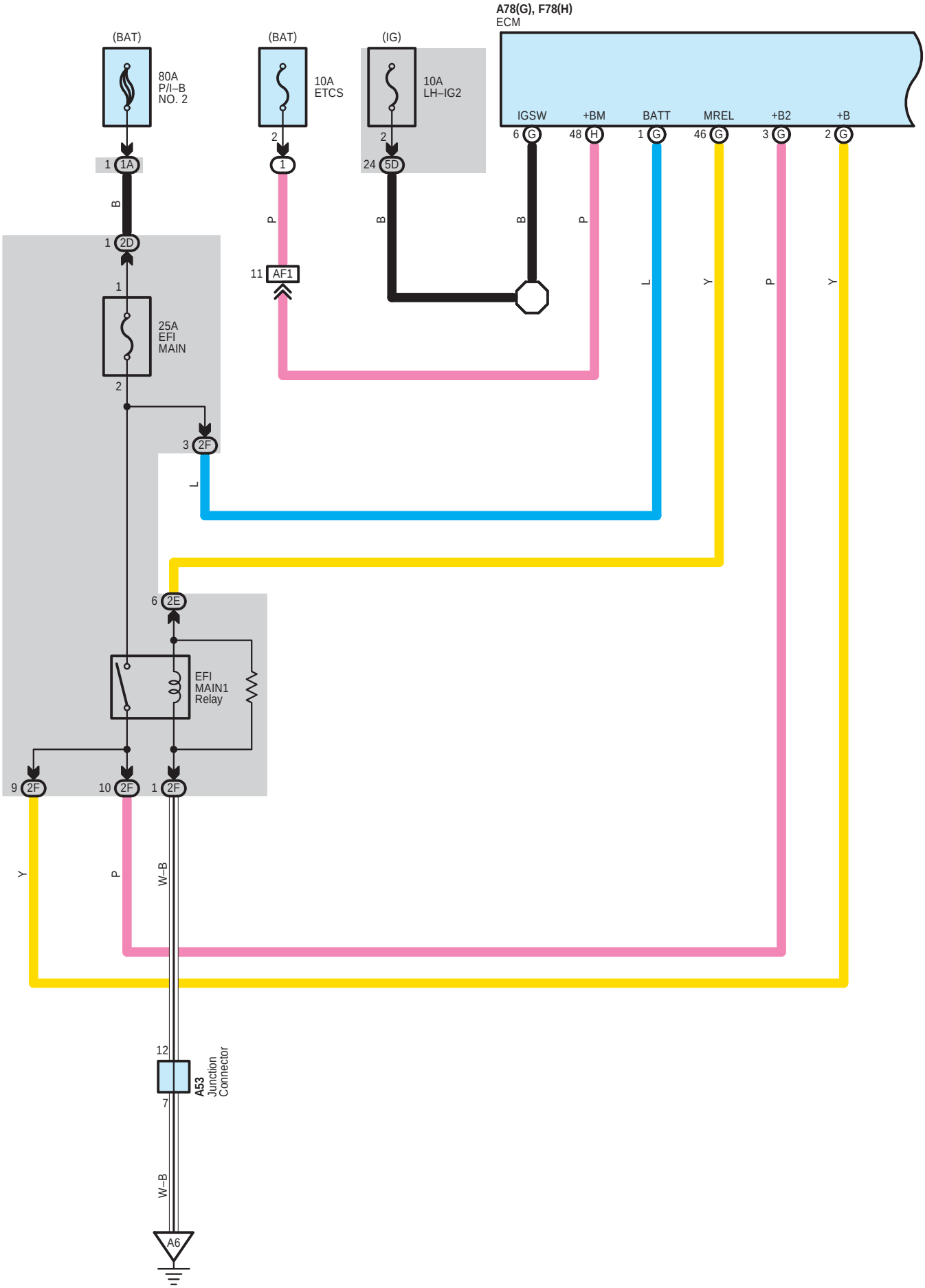
A78(G), F78(H)
ECM
(BAT)
80A
P/I–B
NO. 2
(BAT)
10A
ETCS
(IG)
10A
LH–IG2
IGSW
+BM
BATT
MREL
+B2
+B
6 G
48 H
1 G
46 G
3 G
2 G
1 1A
2
1
2
24 5D
B
P
B
B
P
L
Y
P
Y
1 2D
11 AF1
1
25A
EFI
MAIN
2
3 2F
L
6 2E
EFI
MAIN1
Relay
9 2F
10 2F
1 2F
Y
P
W–B
12
A53
Junction
Connector
7
W–B
A6

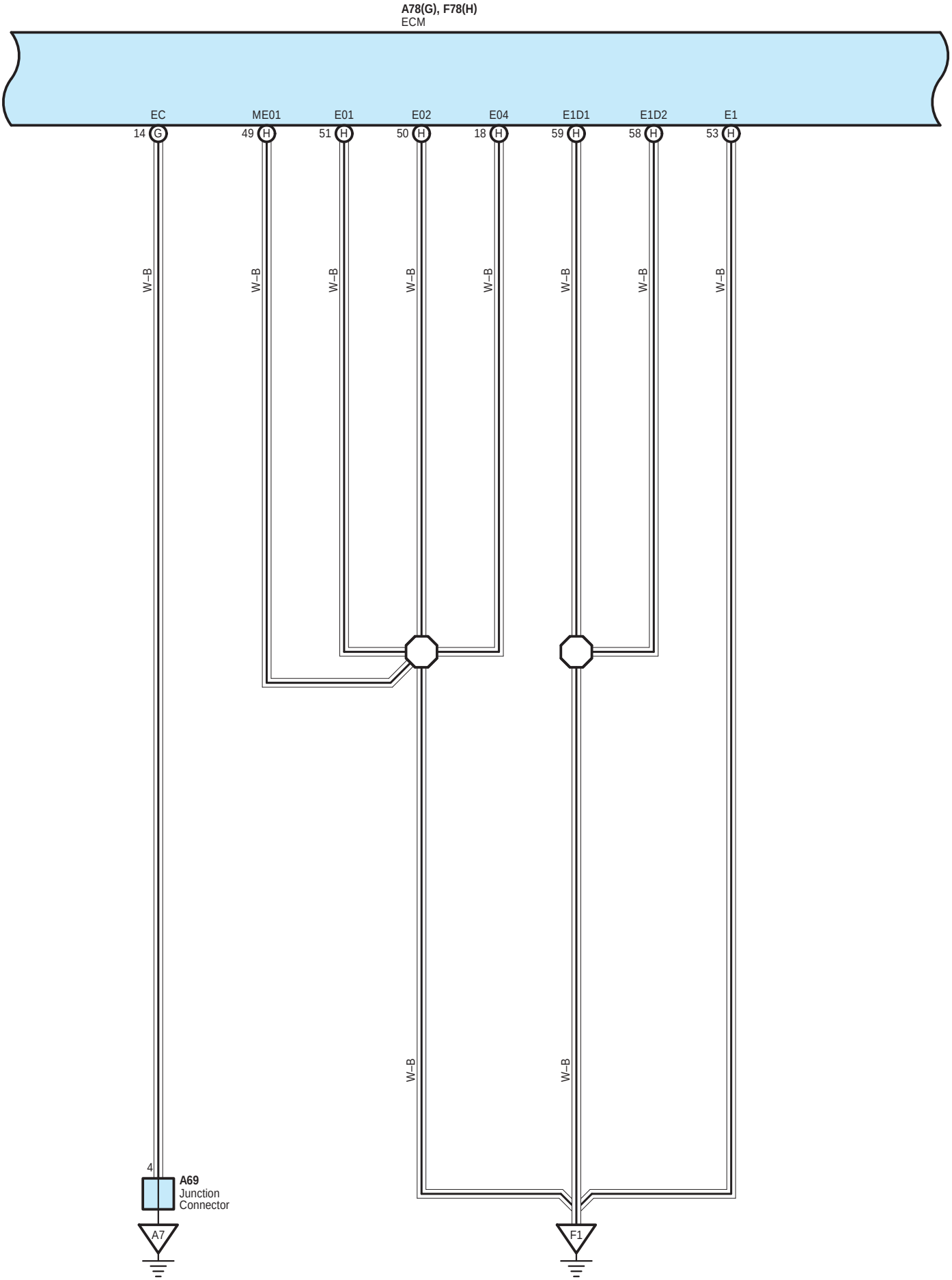
A78(G), F78(H)
ECM
EC
ME01
E01
E02
E04
E1D1
E1D2
E1
14 G
49 H
51 H
50 H
18 H
59 H
58 H
53 H
W–B
W–B
W–B
W–B
W–B
W–B
W–B
W–B
W–B
W–B
4
A69
Junction
Connector
A7
F1

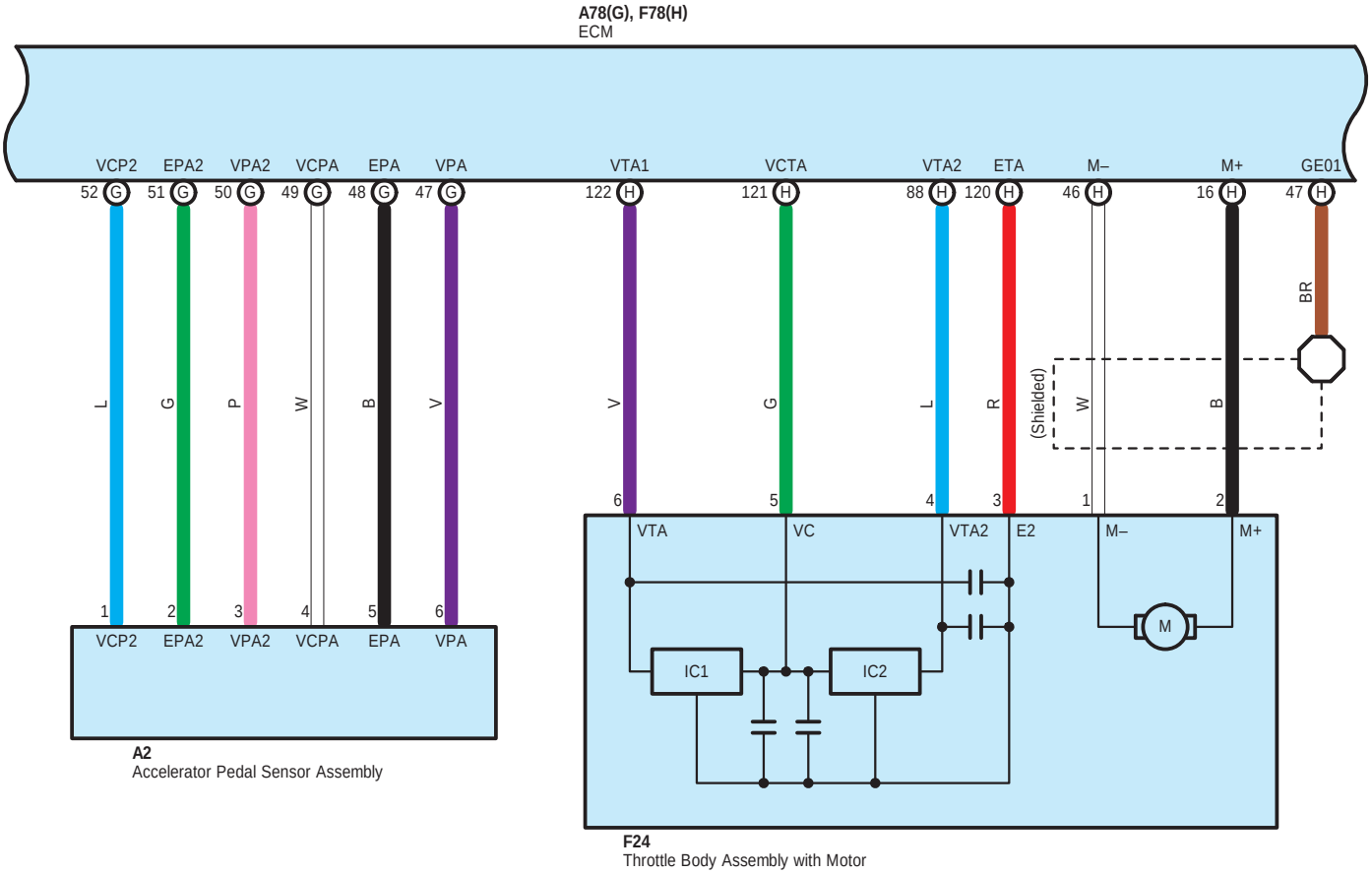
A78(G), F78(H)
ECM
VCP2
EPA2
VPA2
VCPA
EPA
VPA
VTA1
VCTA
VTA2
ETA
M–
M+
GE01
52 G
51 G
50 G
49 G
48 G
47 G
122 H
121 H
88 H
120 H
46 H
16 H
47 H
L
G
P
W
B
V
V
G
L
R
(Shielded)
W
B
BR
6
5
4
3
1
2
VTA
VC
VTA2
E2
M–
M+
1
2
3
4
5
6
VCP2
EPA2
VPA2
VCPA
EPA
VPA
IC1
IC2
M
A2
Accelerator Pedal Sensor Assembly
F24
Throttle Body Assembly with Motor

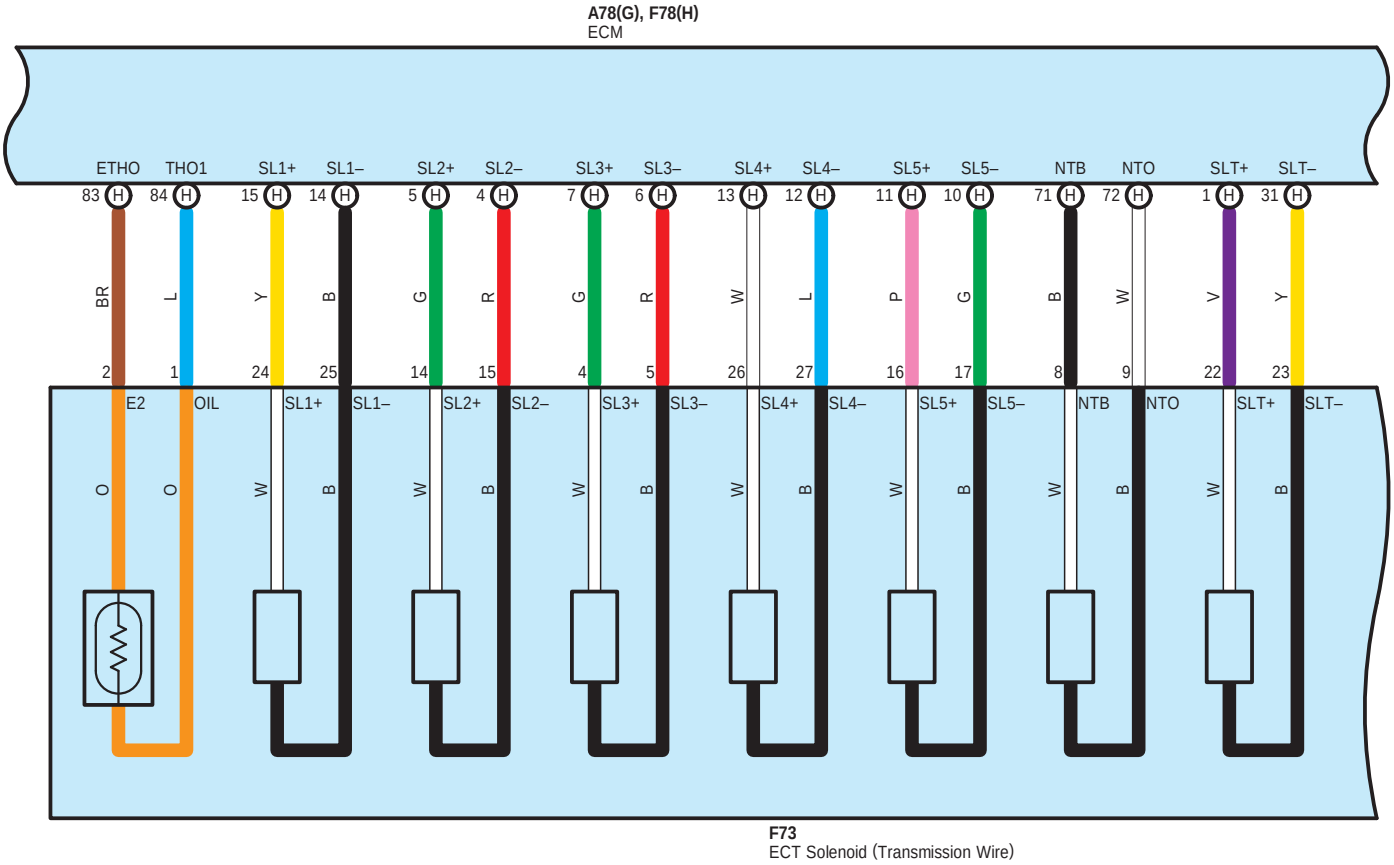
A78(G), F78(H)
ECM
ETHO
THO1
SL1+
SL1–
SL2+
SL2–
SL3+
SL3–
SL4+
SL4–
SL5+
SL5–
NTB
NTO
SLT+
SLT–
83 H
84 H
15 H
14 H
5 H
4 H
7 H
6 H
13 H
12 H
11 H
10 H
71 H
72 H
1 H
31 H
BR
L
Y
B
G
R
G
R
W
L
P
G
B
W
V
Y
2
1
24
25
14
15
4
5
26
27
16
17
8
9
22
23
E2
OIL
SL1+
SL1–
SL2+
SL2–
SL3+
SL3–
SL4+
SL4–
SL5+
SL5–
NTB
NTO
SLT+
SLT–
O
O
W
B
W
B
W
B
W
B
W
B
W
B
W
B
F73
ECT Solenoid (Transmission Wire)

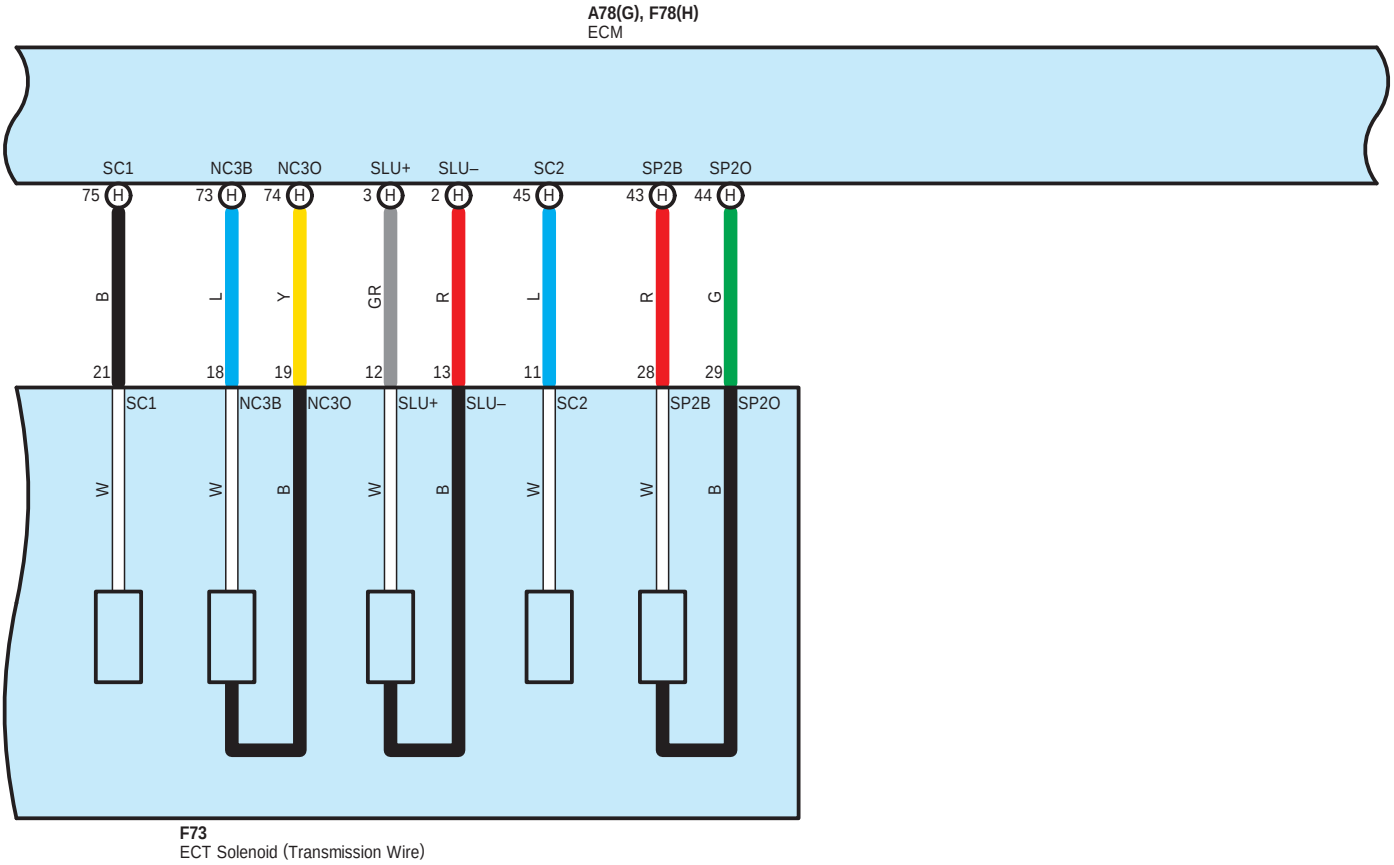
A78(G), F78(H)
ECM
SC1
NC3B
NC3O
SLU+
SLU–
SC2
SP2B
SP2O
75 H
73 H
74 H
3 H
2 H
45 H
43 H
44 H
B
L
Y
GR
R
L
R
G
21
18
19
12
13
11
28
29
SC1
NC3B
NC3O
SLU+
SLU–
SC2
SP2B
SP2O
W
W
B
W
B
W
W
B
F73
ECT Solenoid (Transmission Wire)

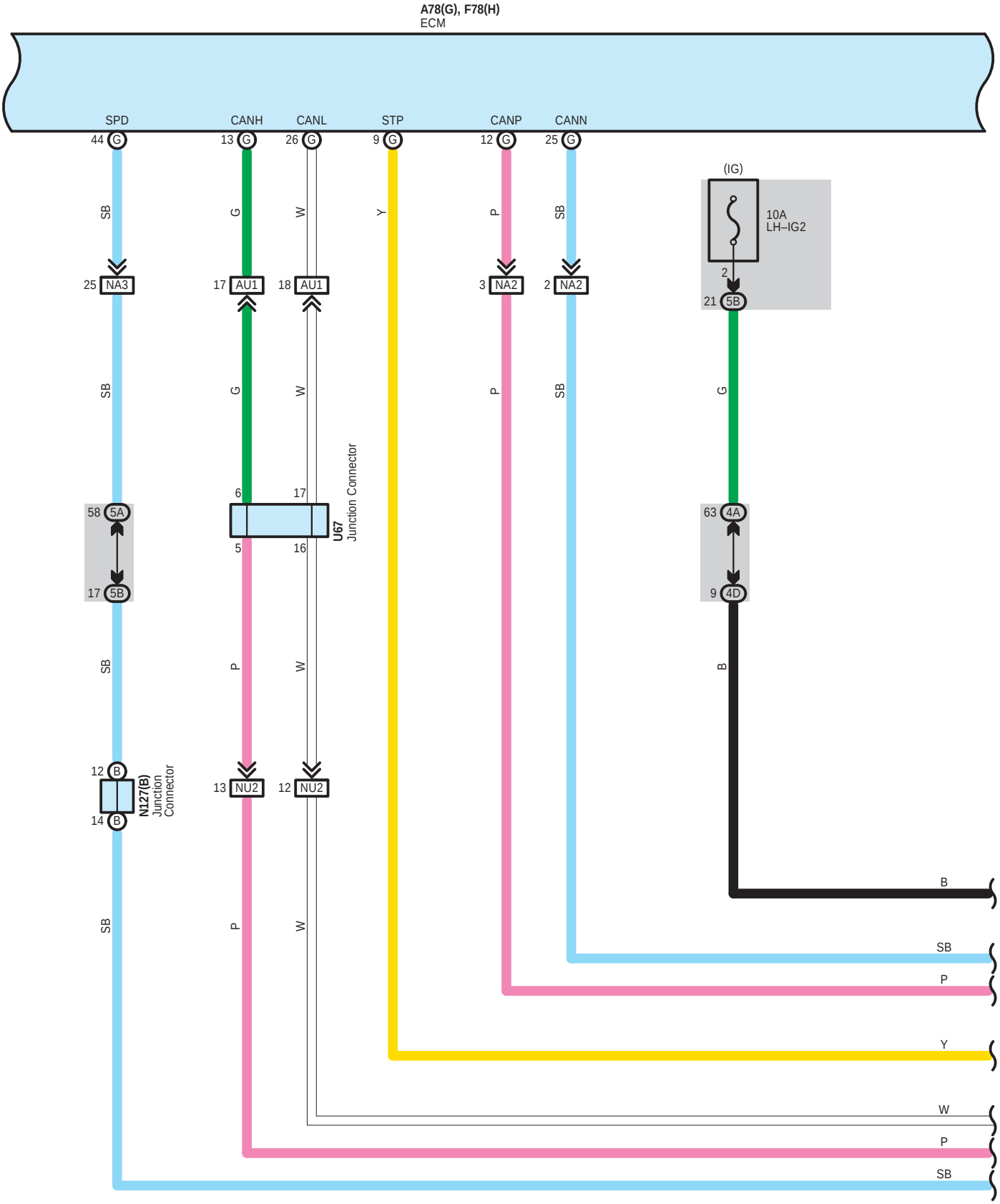
A78(G), F78(H)
ECM
SPD
CANH
CANL
STP
CANP
CANN
44 G
13 G
26 G
9 G
12 G
25 G
(IG)
10A
LH–IG2
2
21 5B
SB
G
W
Y
P
SB
25 NA3
17 AU1
18 AU1
3 NA2
2 NA2
SB
G
W
P
SB
G
6
17
U67
Junction Connector
5
16
58 5A
17 5B
63 4A
9 4D
SB
P
W
B
12 B
14 B
N127(B)
Junction
Connector
13 NU2
12 NU2
B
SB
P
W
SB
P
Y
W
P
SB

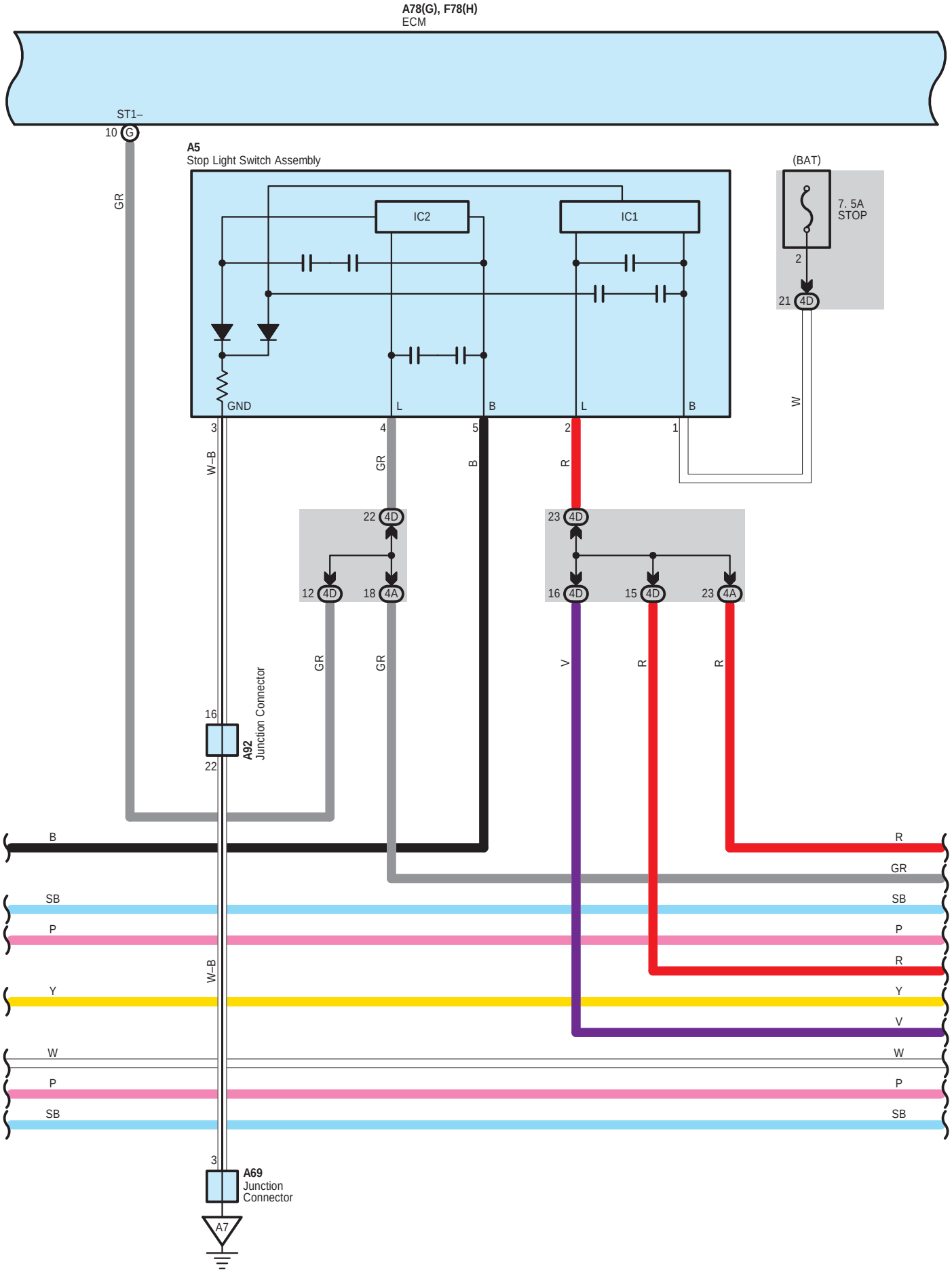
A78(G), F78(H)
ECM
ST1–
10 G
GR
A5
Stop Light Switch Assembly
IC2
IC1
GND
L
B
L
B
(BAT)
7. 5A
STOP
2
21 4D
W
3
4
5
2
1
W–B
GR
B
R
22 4D
23 4D
12 4D
18 4A
16 4D
15 4D
23 4A
GR
GR
V
R
R
16
22
A92
Junction Connector
B
R
GR
SB
SB
P
P
R
W–B
Y
Y
V
W
W
P
P
SB
SB
3
A69
Junction
Connector
A7

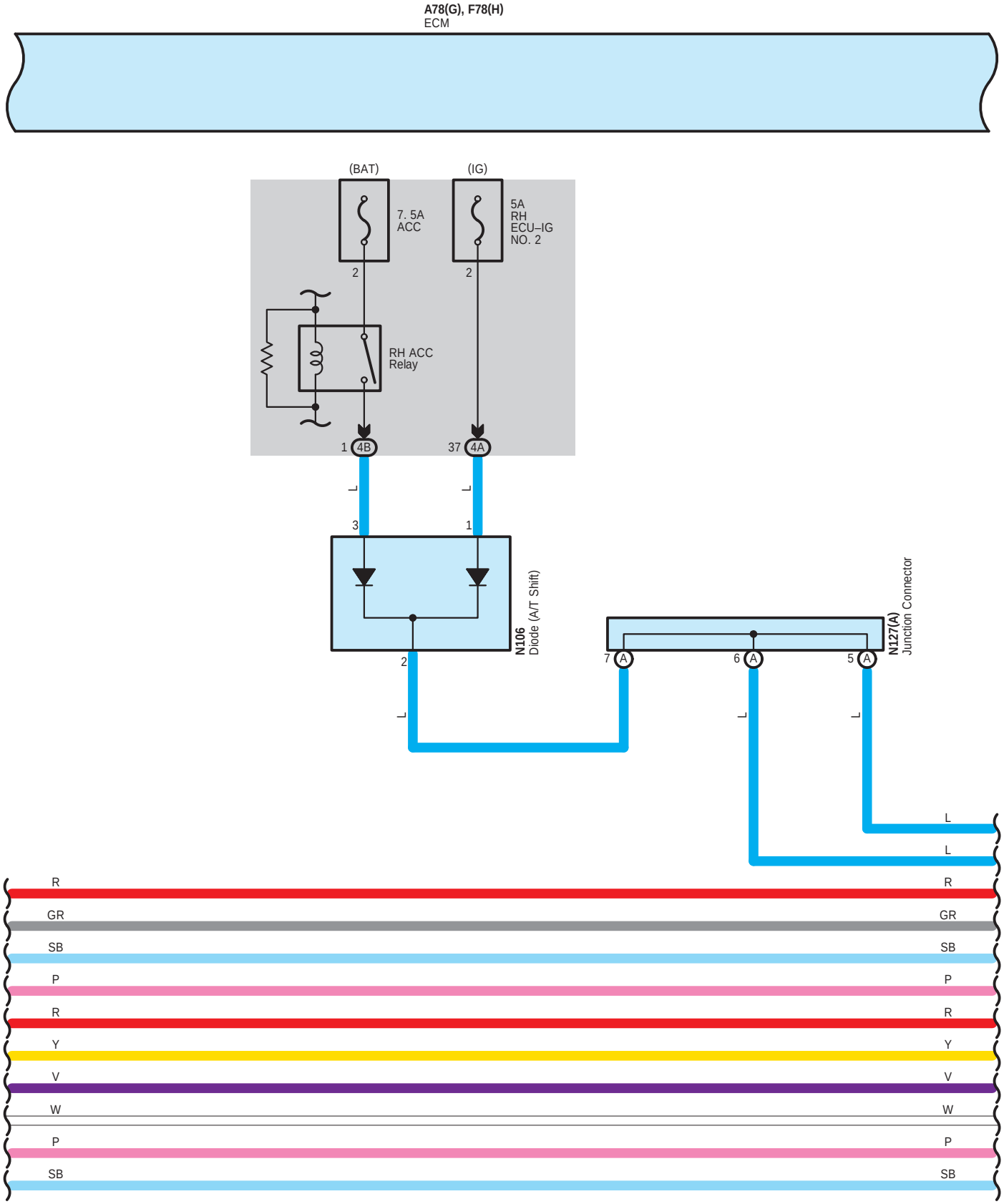
A78(G), F78(H)
ECM
(BAT)
(IG)
7. 5A
ACC
5A
RH
ECU–IG
NO. 2
2
2
RH ACC
Relay
1 4B
37 4A
L
L
3
1
N106
Diode (A/T Shift)
2
L
N127(A)
Junction Connector
7 A
6 A
5 A
L
L
L
L
R
GR
SB
P
R
Y
V
W
P
SB
R
GR
SB
P
R
Y
V
W
P
SB

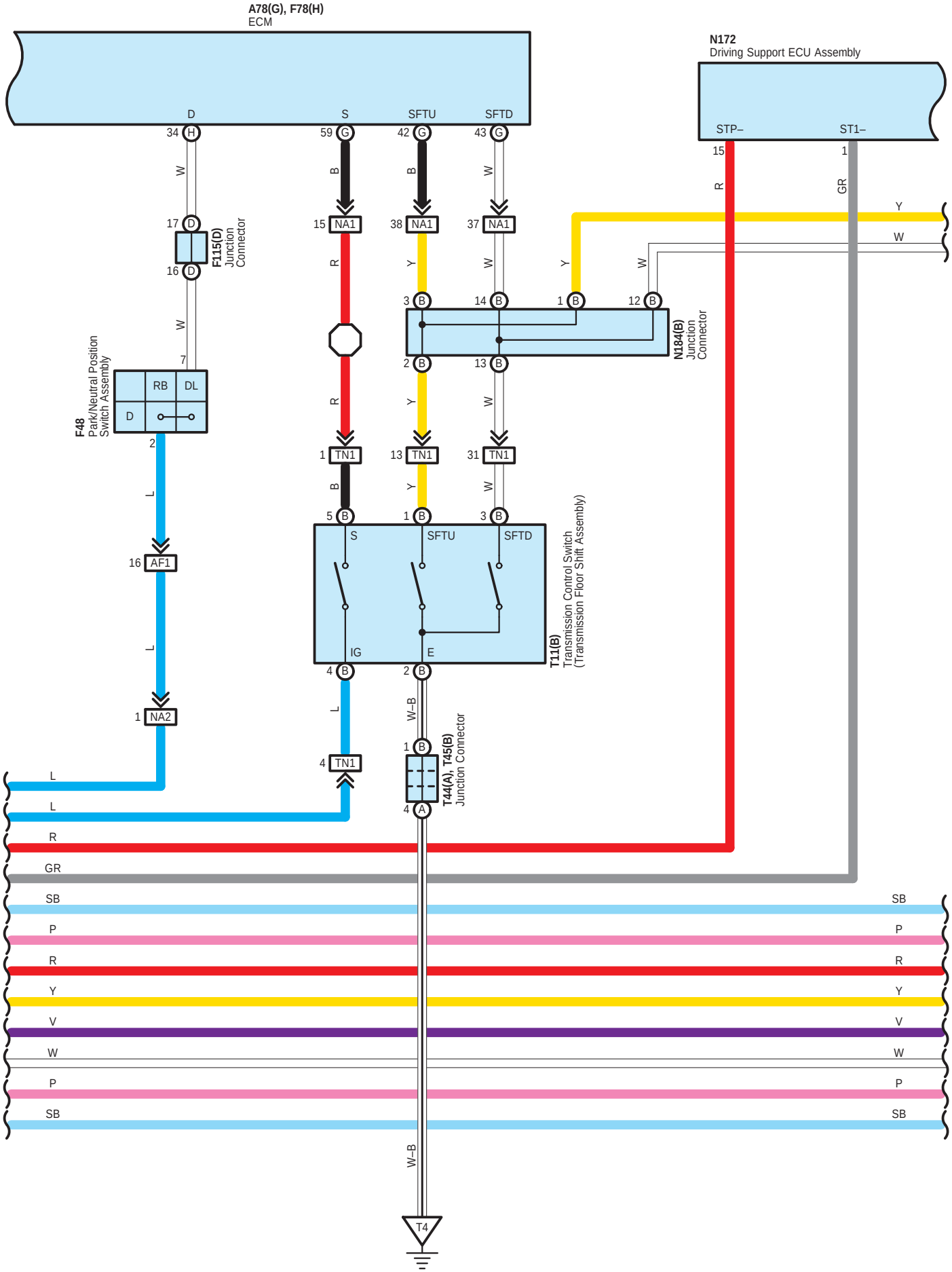
A78(G), F78(H)
ECM
D
S
SFTU
SFTD
34 H
59 G
42 G
43 G
N172
Driving Support ECU Assembly
STP–
ST1–
15
1
W
B
B
W
R
GR
17 D
16 D
F115(D)
Junction
Connector
15 NA1
38 NA1
37 NA1
Y
W
Y
W
3 B
14 B
1 B
12 B
2 B
13 B
N184(B)
Junction
Connector
F48
Park/Neutral Position
Switch Assembly
RB
DL
D
7
2
R
Y
W
1 TN1
13 TN1
31 TN1
B
Y
W
5 B
1 B
3 B
S
SFTU
SFTD
IG
E
T11(B)
Transmission Control Switch
(Transmission Floor Shift Assembly)
L
16 AF1
L
1 NA2
4 B
2 B
L
W–B
4 TN1
1 B
4 A
T44(A), T45(B)
Junction Connector
L
L
R
GR
SB
P
R
Y
V
W
P
SB
W–B
T4

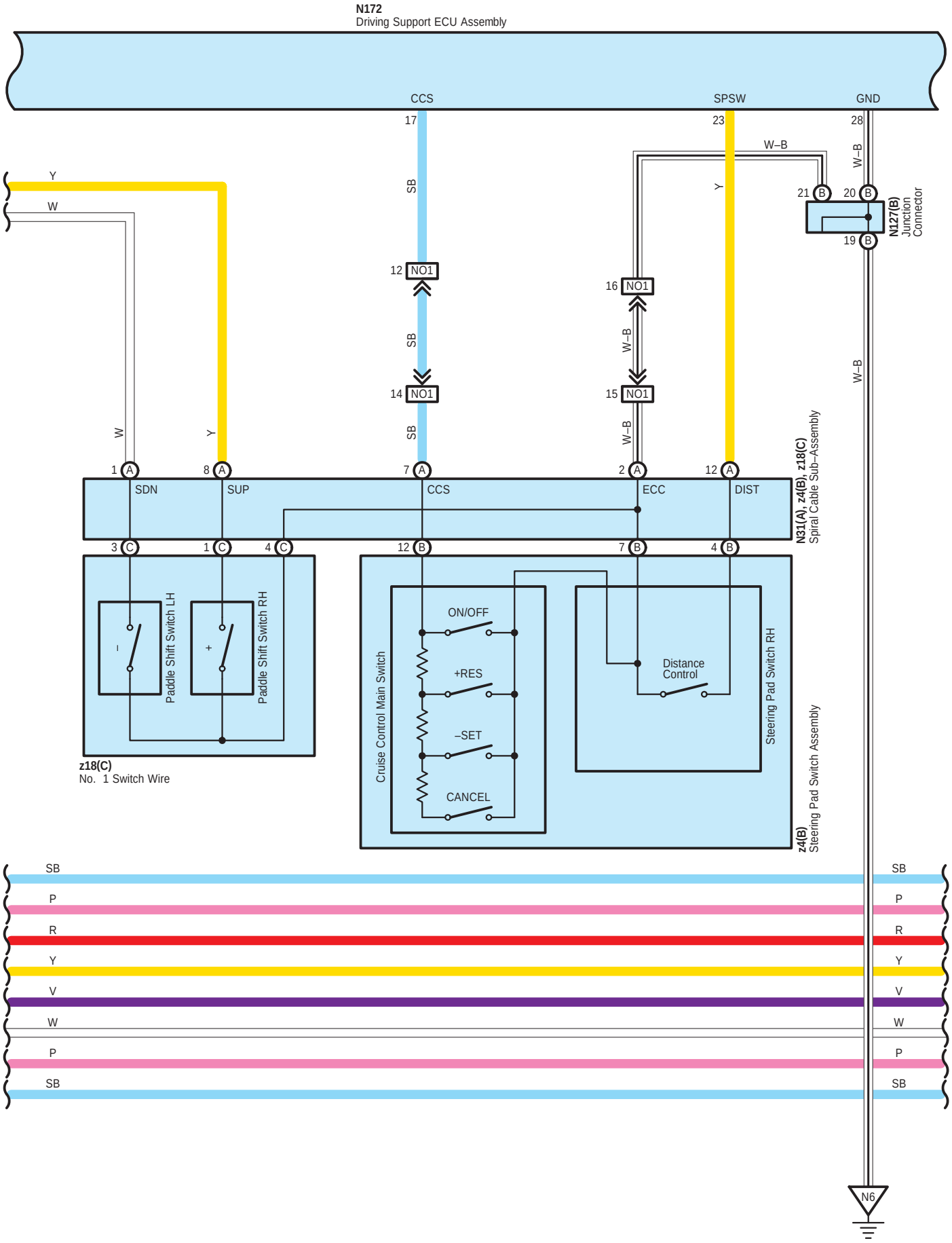
N172
Driving Support ECU Assembly
CCS
SPSW
GND
17
23
28
W–B
W–B
Y
W
SB
Y
21
20
19
N127(B)
Junction
Connector
12
NO1
16
NO1
W–B
SB
14
NO1
15
NO1
W–B
SB
W–B
W
Y
1
8
7
2
12
SDN
SUP
CCS
ECC
DIST
N31(A), z4(B), z18(C)
Spiral Cable Sub–Assembly
3
1
4
12
7
4
Paddle Shift Switch LH
Paddle Shift Switch RH
z18(C)
No. 1 Switch Wire
ON/OFF
+RES
–SET
CANCEL
Cruise Control Main Switch
Distance
Control
Steering Pad Switch RH
z4(B)
Steering Pad Switch Assembly
SB
P
R
Y
V
W
P
SB
N6

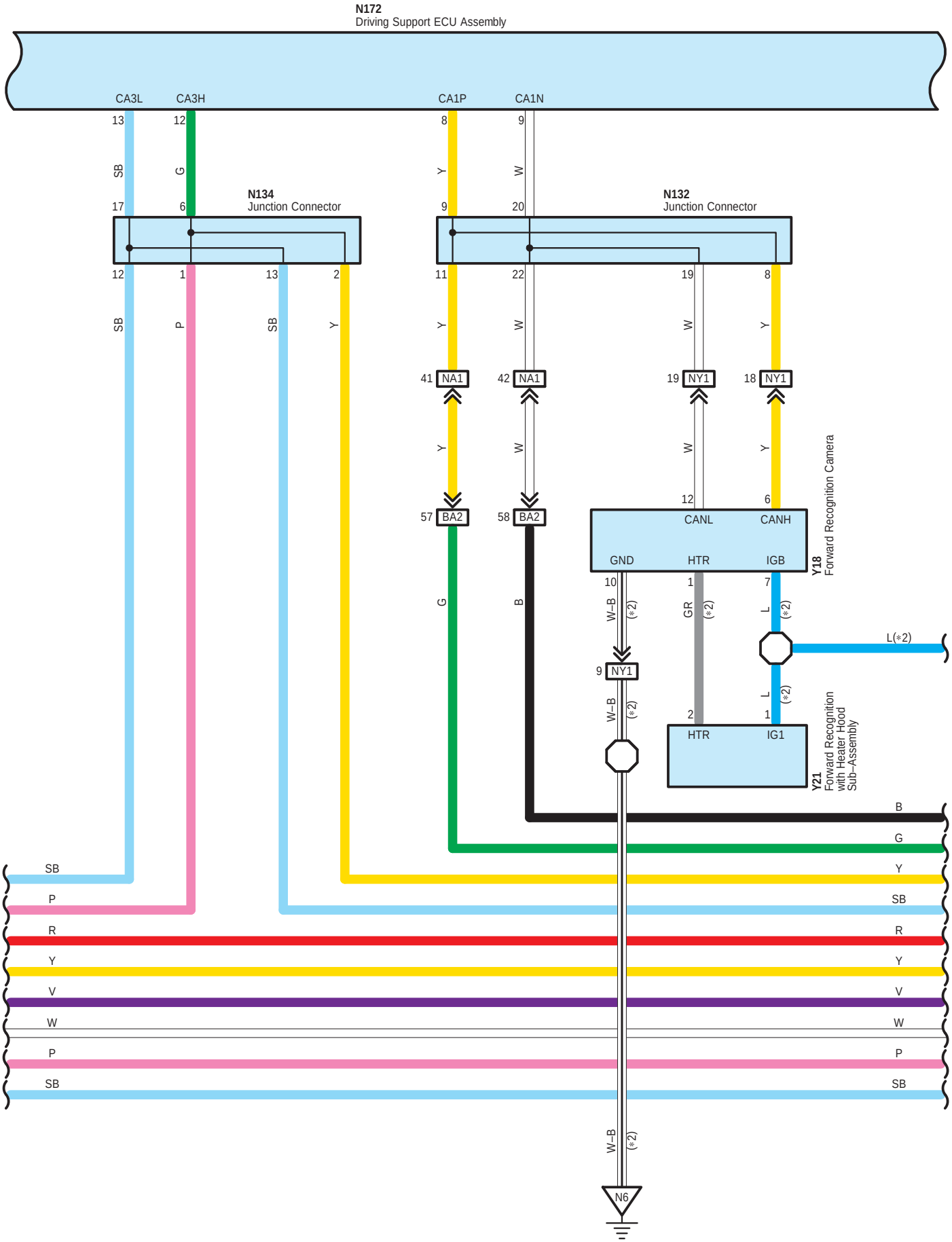
N172
Driving Support ECU Assembly
CA3L
CA3H
CA1P
CA1N
N134
Junction Connector
N132
Junction Connector
NA1
NY1
BA2
CANL
CANH
GND
HTR
IGB
Y18
Forward Recognition Camera
IG1
Y21
Forward Recognition with Heater Hood Sub-Assembly
L(*2)
N6

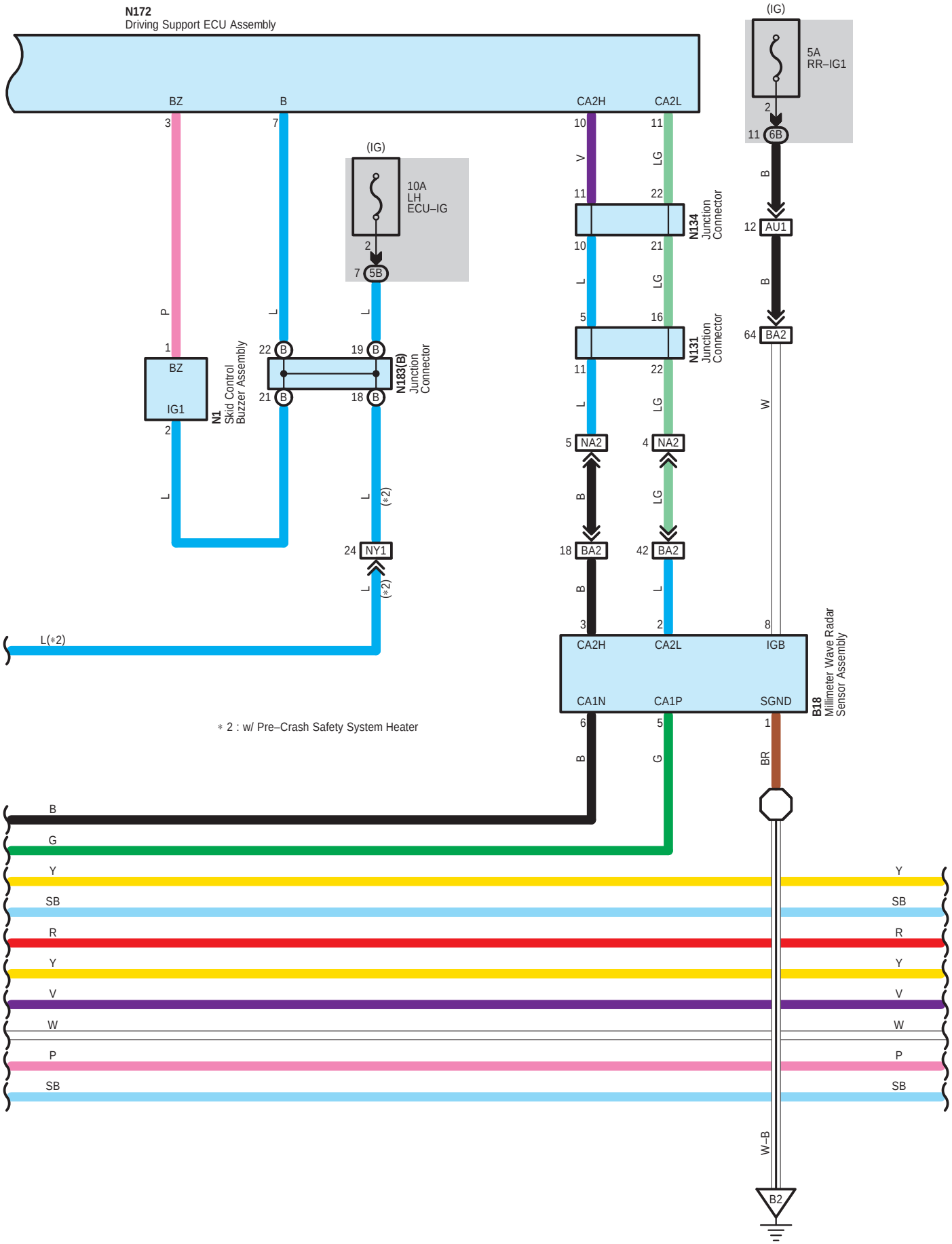
N172
Driving Support ECU Assembly
BZ
B
CA2H
CA2L
(IG)
5A
RR–IG1
6B
(IG)
10A
LH
ECU–IG
5B
N134
Junction
Connector
AU1
N131
Junction
Connector
BA2
N1
Skid Control
Buzzer Assembly
IG1
N183(B)
Junction
Connector
NA2
NY1
(*2)
L(*2)
CA2H
CA2L
IGB
CA1N
CA1P
SGND
B18
Millimeter Wave Radar
Sensor Assembly
* 2 : w/ Pre–Crash Safety System Heater
B
G
Y
SB
R
Y
V
W
P
SB
W–B
B2

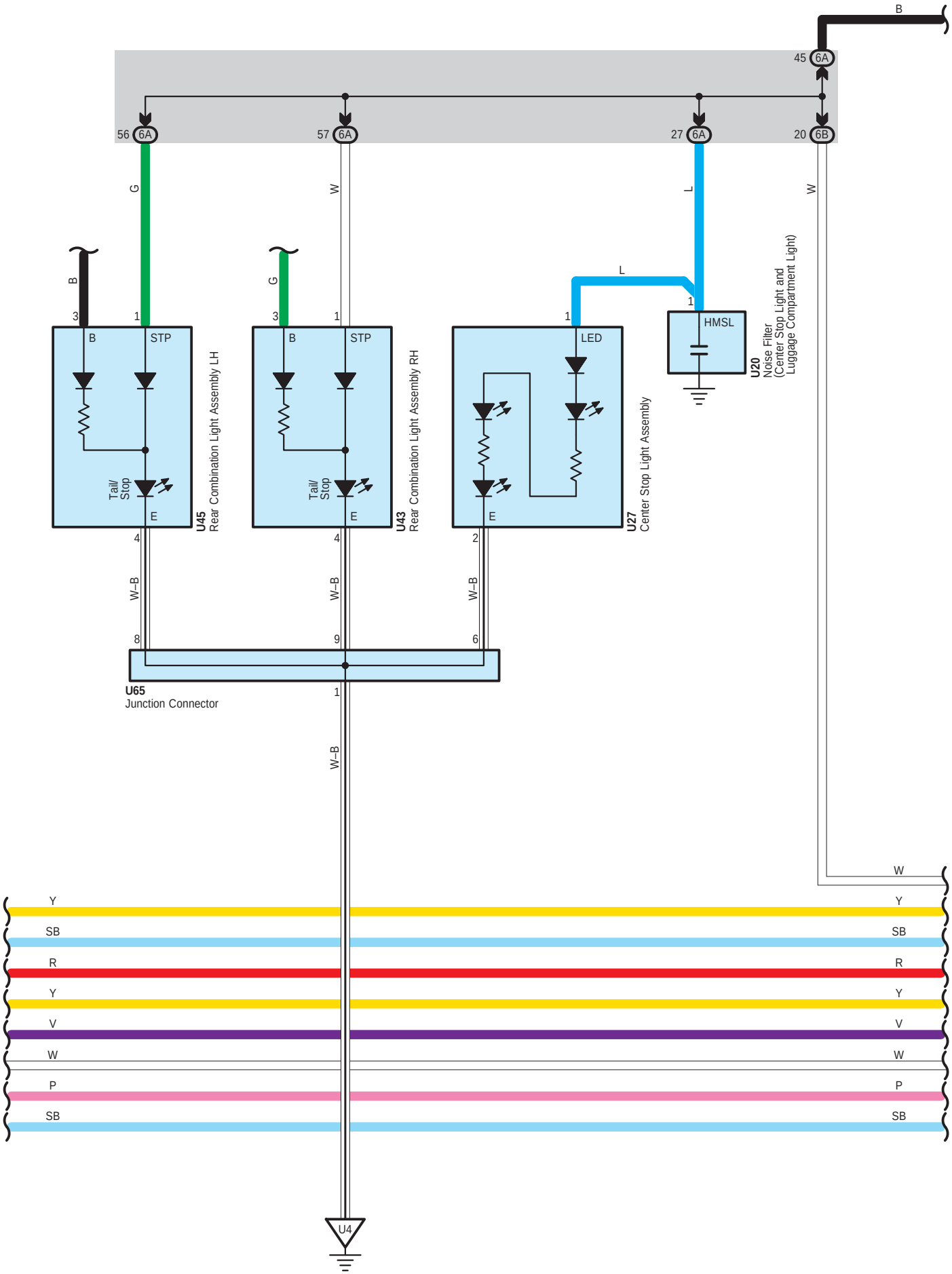
B
45 6A
56 6A
57 6A
27 6A
20 6B
G
W
L
W
B
G
L
3
1
B
STP
Tail/
Stop
E
U45
Rear Combination Light Assembly LH
3
1
B
STP
Tail/
Stop
E
U43
Rear Combination Light Assembly RH
1
LED
E
U27
Center Stop Light Assembly
1
HMSL
U20
Noise Filter
(Center Stop Light and
Luggage Compartment Light)
4
4
2
W–B
W–B
W–B
8
9
6
U65
Junction Connector
1
W–B
W
Y
SB
R
Y
V
W
P
SB
Y
SB
R
Y
V
W
P
SB
U4

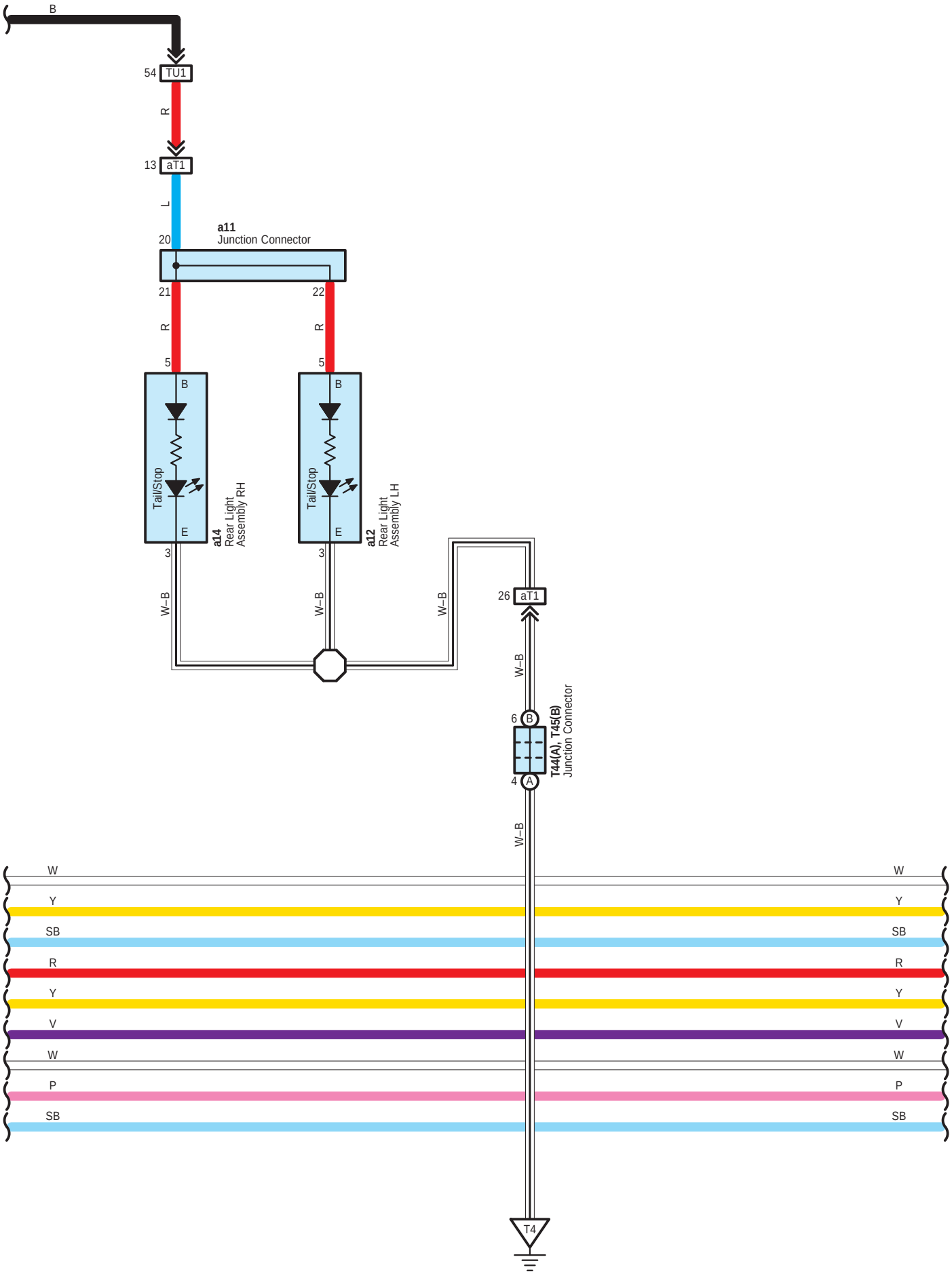
B
54 TU1
R
13 aT1
L
20
a11
Junction Connector
21
22
R
R
5
5
B
B
Tail/Stop
Tail/Stop
E
E
a14
Rear Light
Assembly RH
a12
Rear Light
Assembly LH
3
3
W–B
W–B
W–B
26 aT1
W–B
6 B
T44(A), T45(B)
Junction Connector
4 A
W–B
W
Y
SB
R
Y
V
W
P
SB
W
Y
SB
R
Y
V
W
P
SB
T4

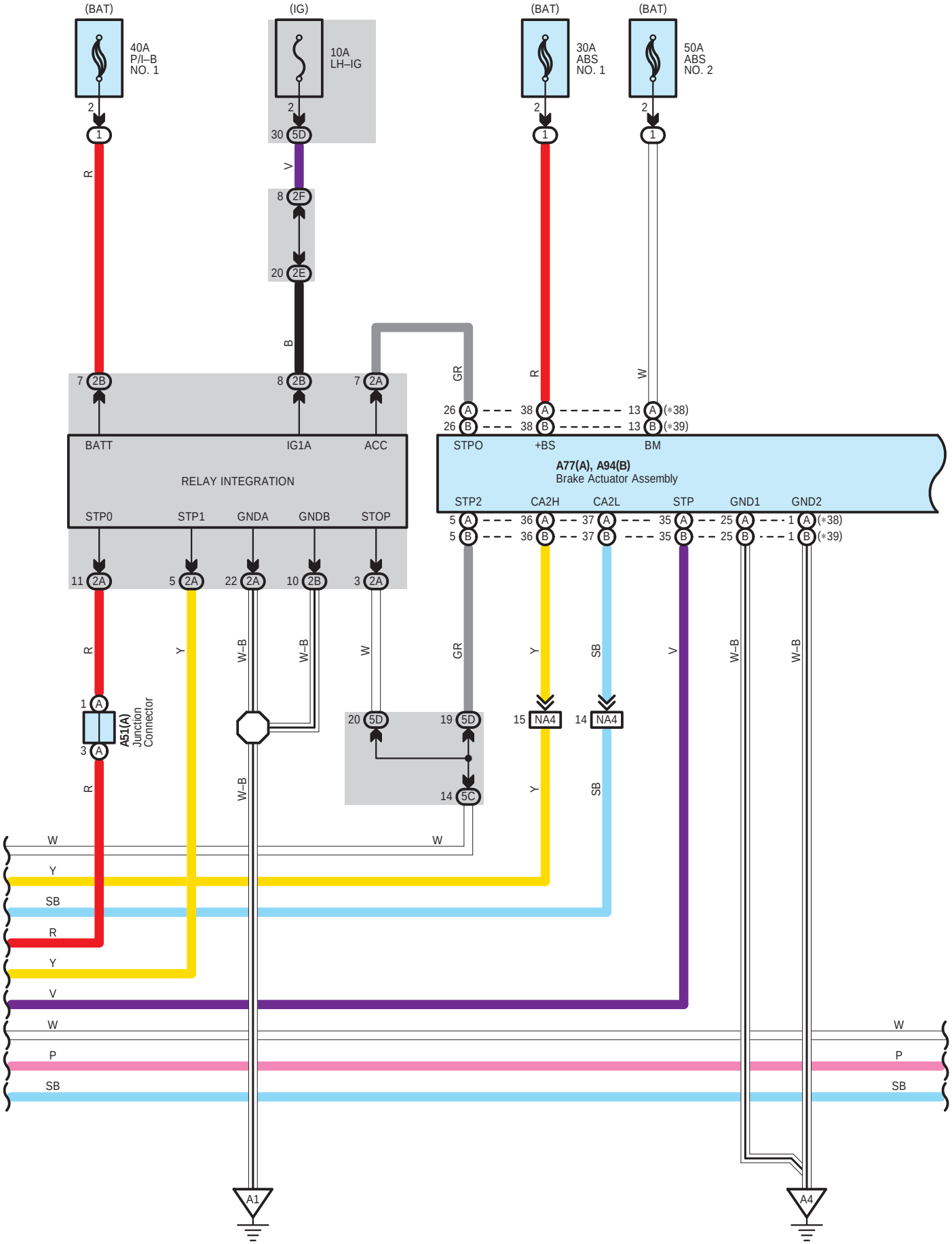
(BAT)
40A
P/I–B
NO. 1
(IG)
10A
LH–IG
(BAT)
30A
ABS
NO. 1
(BAT)
50A
ABS
NO. 2
RELAY INTEGRATION
BATT
IG1A
ACC
STP0
STP1
GNDA
GNDB
STOP
A77(A), A94(B)
Brake Actuator Assembly
STPO
+BS
BM
STP2
CA2H
CA2L
STP
GND1
GND2
A51(A)
Junction
Connector
A1
A4

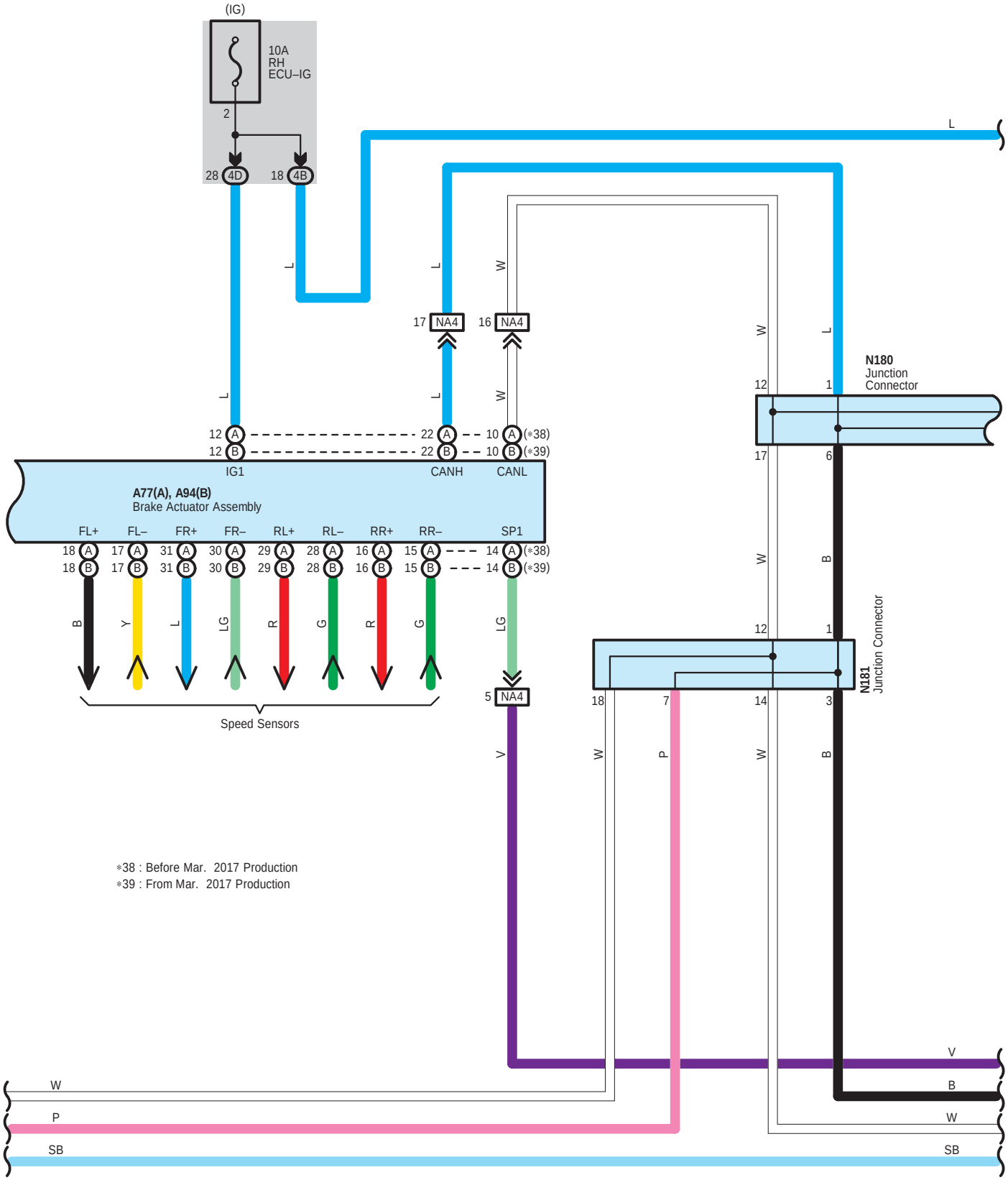
(IG)
10A
RH
ECU–IG
2
28 4D
18 4B
L
17 NA4
16 NA4
W
N180
Junction
Connector
12
1
17
6
12 A
12 B
22 A
22 B
10 A (*38)
10 B (*39)
IG1
CANH
CANL
A77(A), A94(B)
Brake Actuator Assembly
FL+
FL–
FR+
FR–
RL+
RL–
RR+
RR–
SP1
18 A
18 B
17 A
17 B
31 A
31 B
30 A
30 B
29 A
29 B
28 A
28 B
16 A
16 B
15 A
15 B
14 A (*38)
14 B (*39)
B
Y
LG
R
G
5 NA4
Speed Sensors
N181
Junction Connector
18
7
14
3
V
P
*38 : Before Mar. 2017 Production
*39 : From Mar. 2017 Production
SB

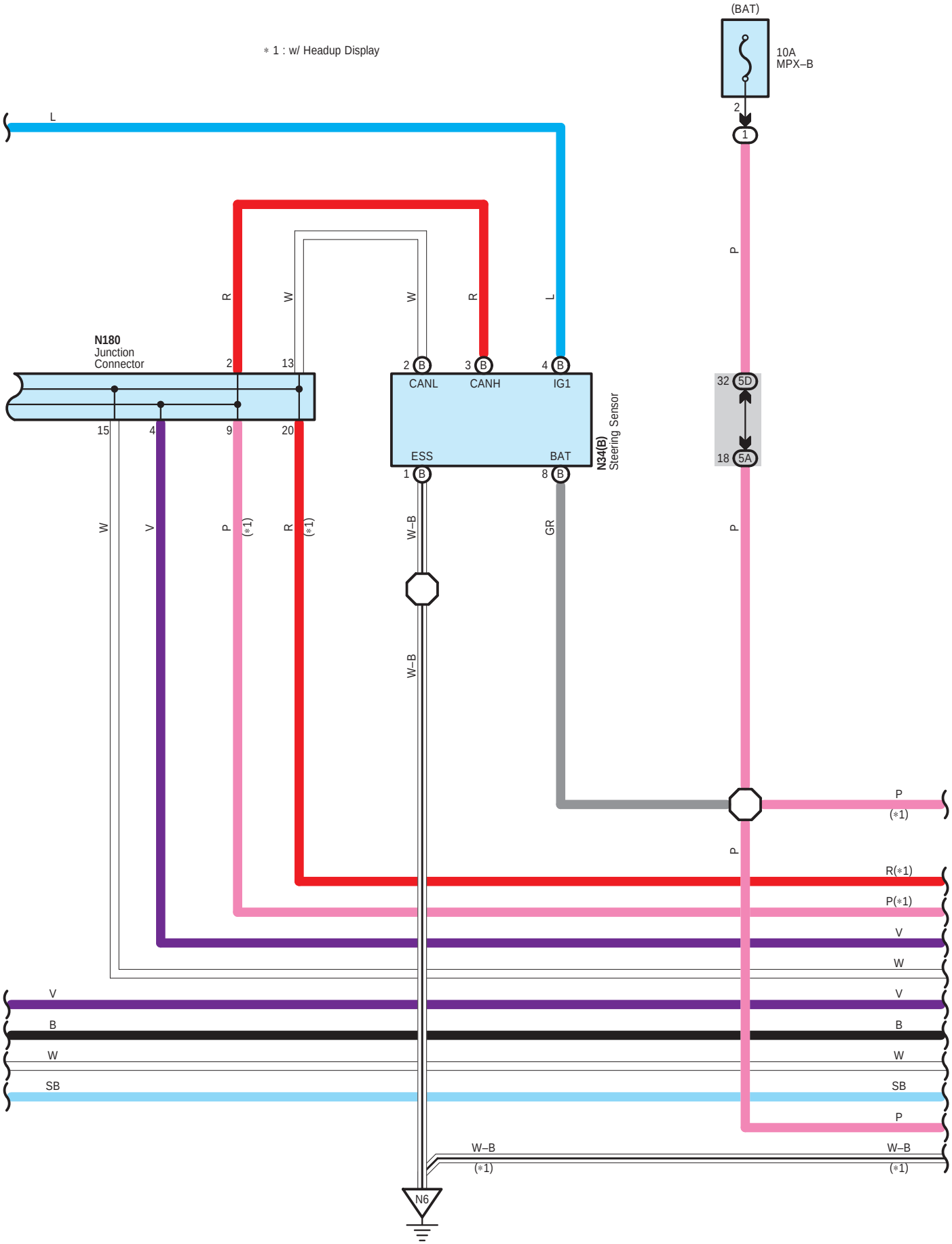
∗ 1 : w/ Headup Display
(BAT)
10A
MPX–B
2
1
L
P
R
W
W
R
L
N180
Junction
Connector
2
13
15
4
9
20
2 B
3 B
4 B
CANL
CANH
IG1
ESS
BAT
1 B
8 B
N34(B)
Steering Sensor
32 5D
18 5A
W
V
P
(∗1)
R
(∗1)
W–B
GR
P
W–B
P
(∗1)
P
R(∗1)
P(∗1)
V
W
V
V
B
B
W
W
SB
SB
P
W–B
(∗1)
W–B
(∗1)
N6

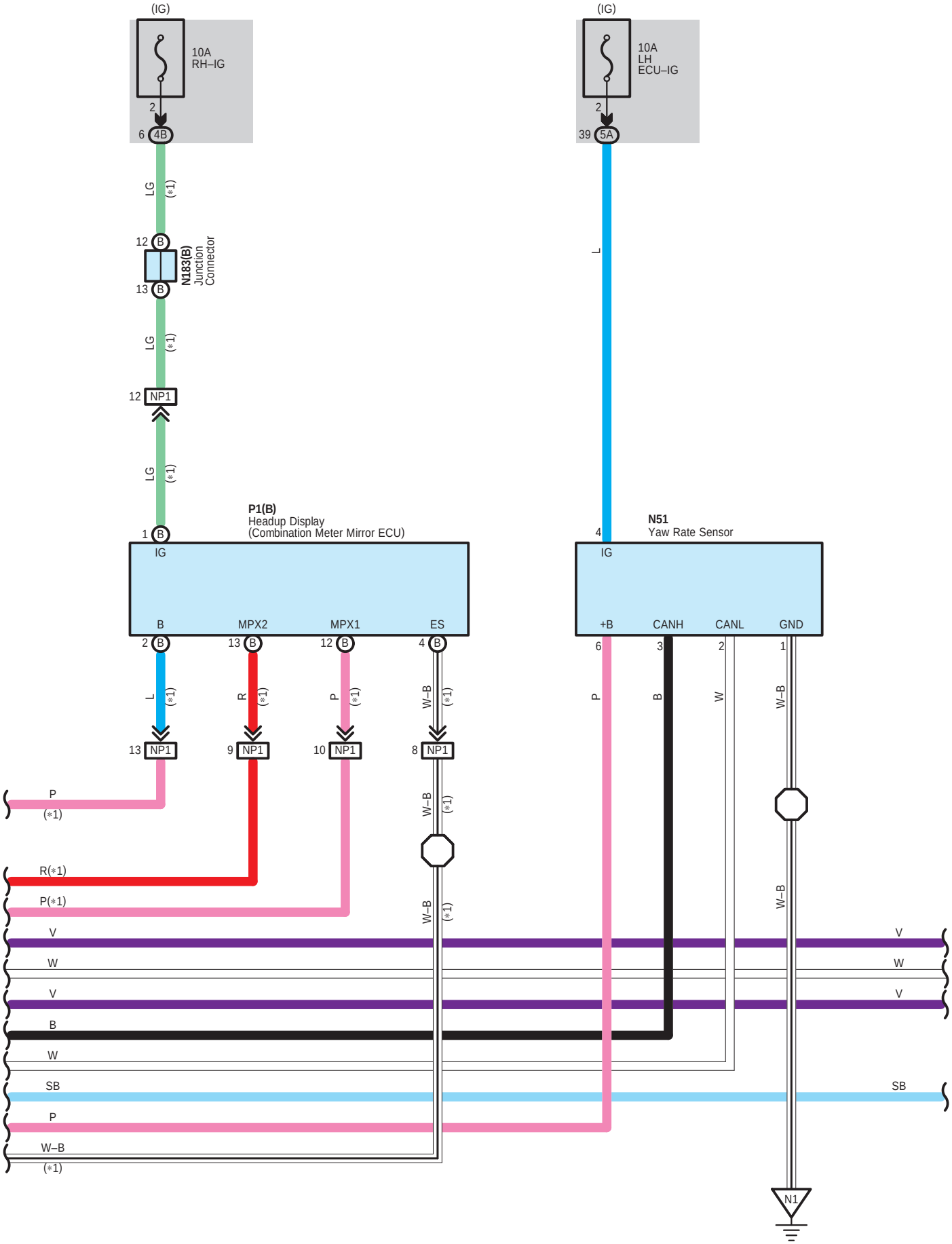
(IG)
10A
RH–IG
2
6 4B
LG
(*1)
12 B
N183(B)
Junction
Connector
13 B
LG
(*1)
12 NP1
LG
(*1)
1 B
IG
P1(B)
Headup Display
(Combination Meter Mirror ECU)
B
MPX2
MPX1
ES
2 B
13 B
12 B
4 B
L
(*1)
R
(*1)
P
(*1)
W–B
(*1)
13 NP1
9 NP1
10 NP1
8 NP1
P
(*1)
R(*1)
P(*1)
W–B
(*1)
W–B
(*1)
V
W
V
B
W
SB
P
W–B
(*1)
(IG)
10A
LH
ECU–IG
2
39 5A
L
4
IG
N51
Yaw Rate Sensor
+B
CANH
CANL
GND
6
3
2
1
P
B
W
W–B
W–B
V
W
V
SB
N1

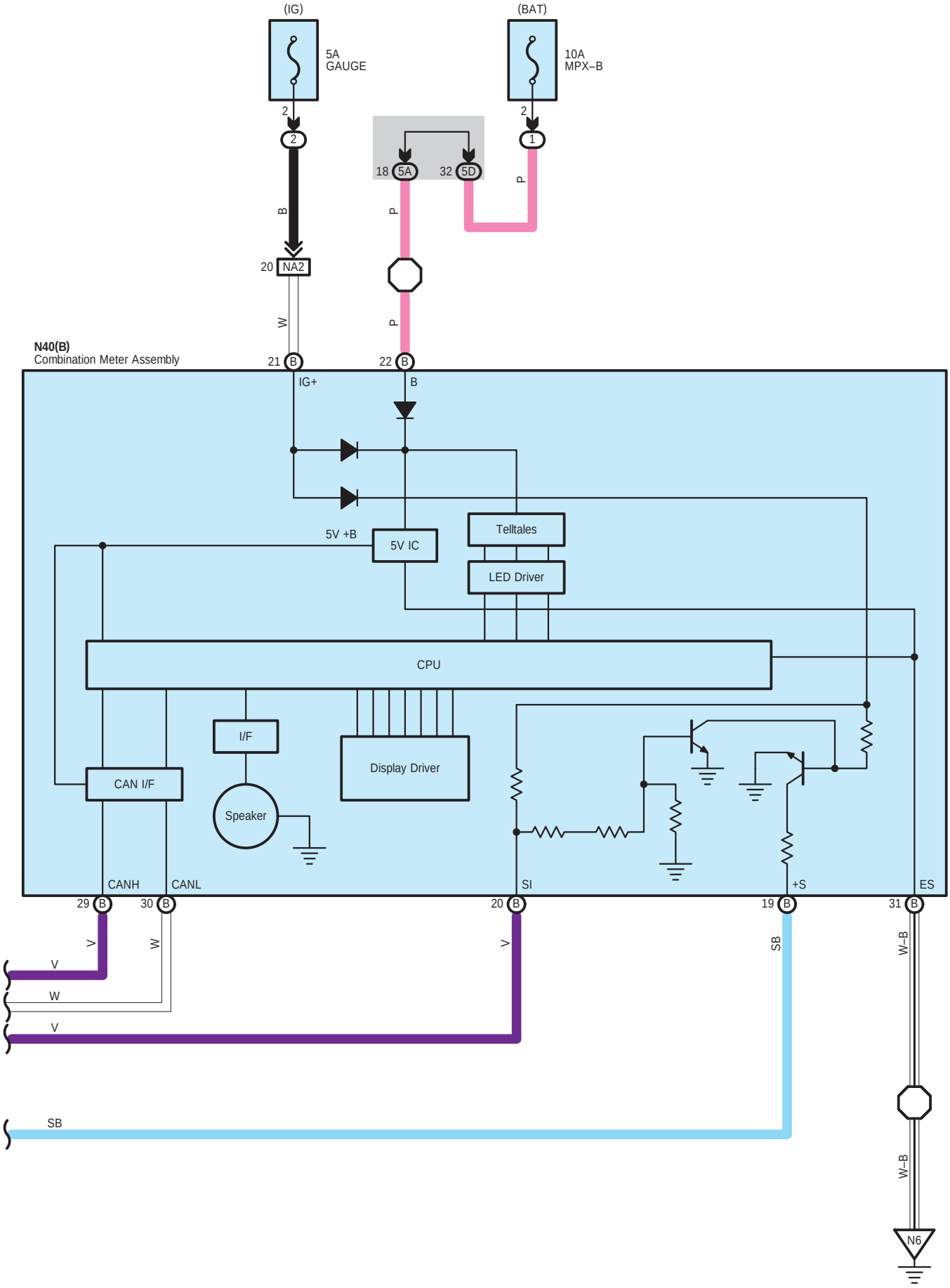
(IG)
5A
GAUGE
(BAT)
10A
MPX–B
2
2
1
18 5A
32 5D
B
P
P
P
20 NA2
W
N40(B)
Combination Meter Assembly
21 B
22 B
IG+
B
5V +B
5V IC
Telltales
LED Driver
CPU
I/F
Display Driver
CAN I/F
Speaker
CANH
CANL
SI
+S
ES
29 B
30 B
20 B
19 B
31 B
V
W
V
V
W
V
SB
SB
W–B
W–B
N6

A 2
Black



A 5
White

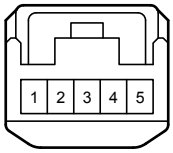

A 51
Blue

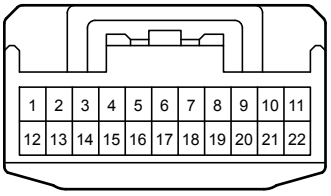

A 53
Black

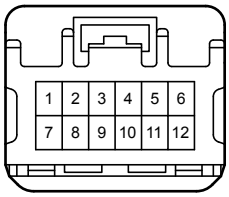

A 69
Gray

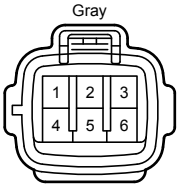

A 77
Black

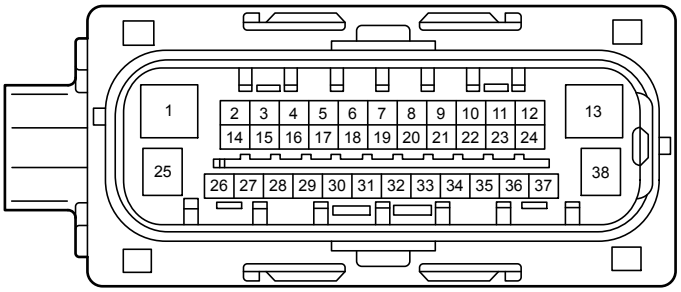

A 78
Black

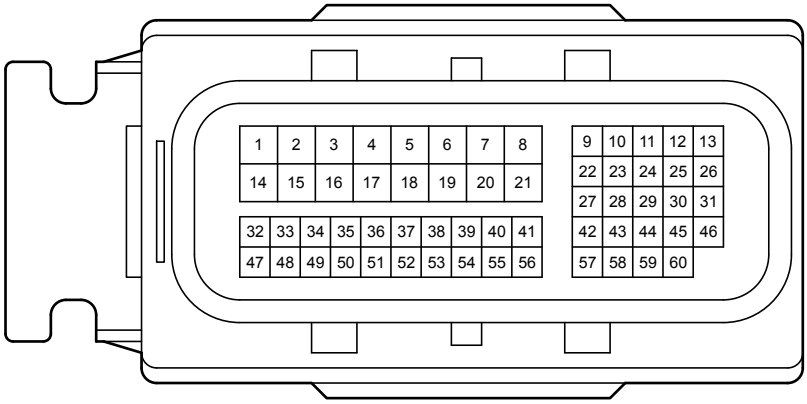

A 92
Gray

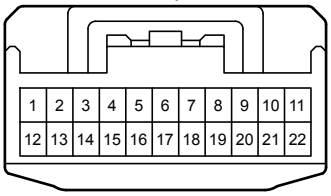

A 94
Black

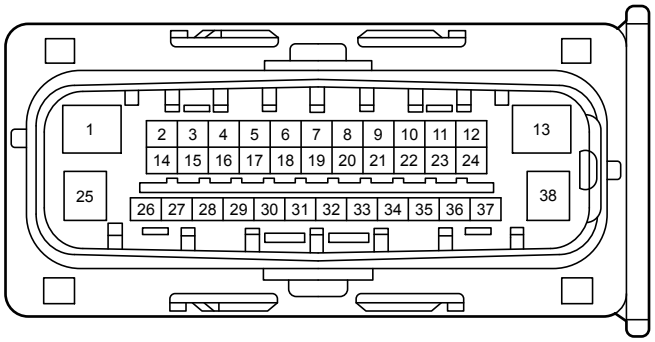

B 18
Black



F 24
Black

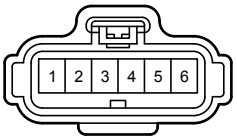

F 48
Black

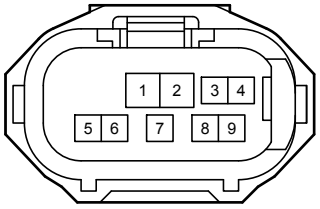

F 73
Gray

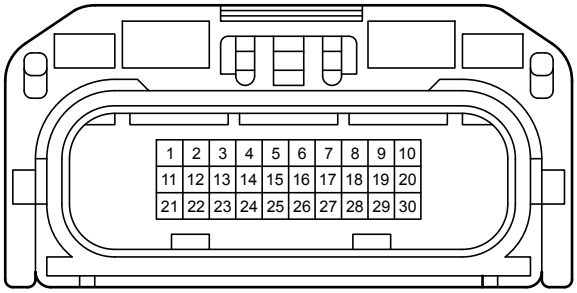

F 78
Black

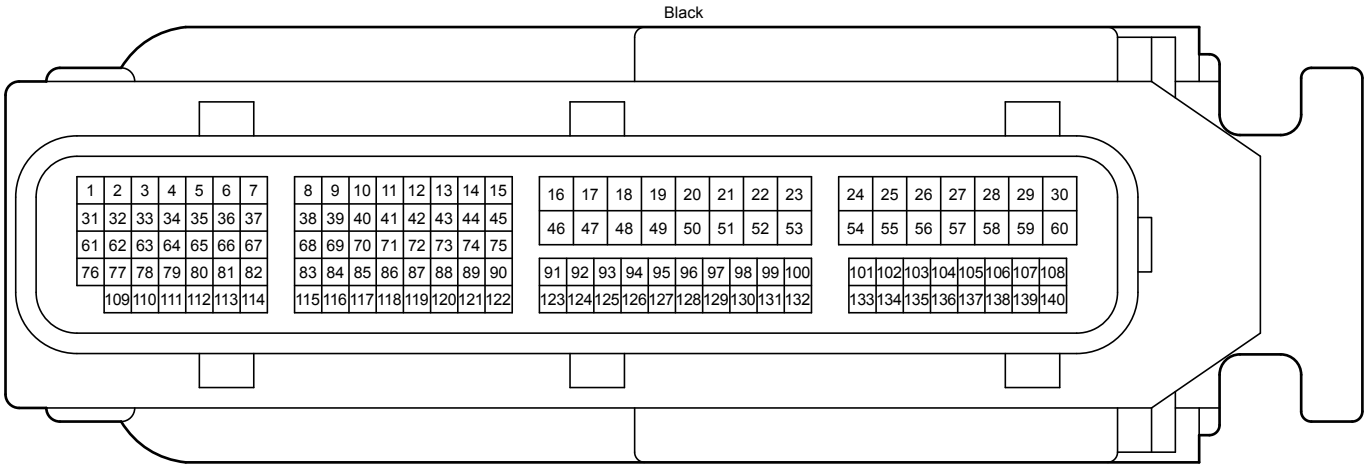

F115
Blue

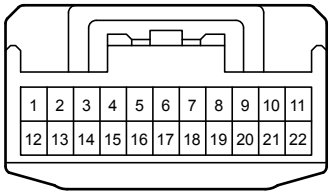

N 1
Blue



N 31
Black

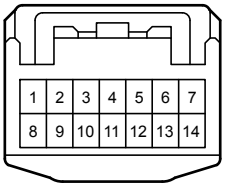

N 34
Black



N 40
Black

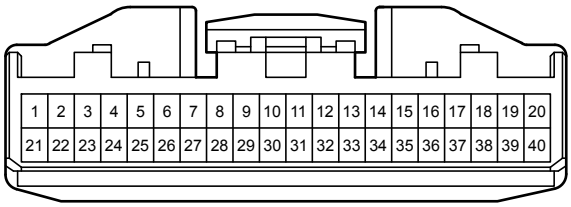

N 51
Black

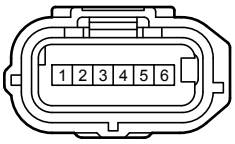

N106
Gray

N127
Blue

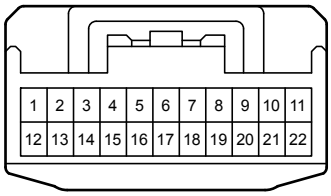

N131
Gray

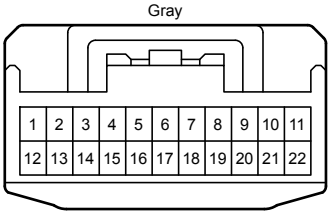

N132
Black

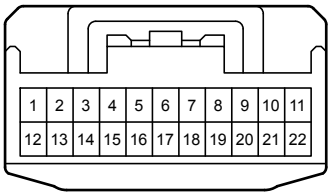

N134
Black

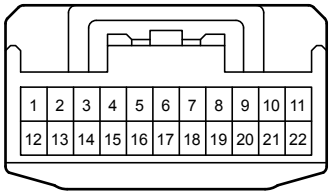

N172
White

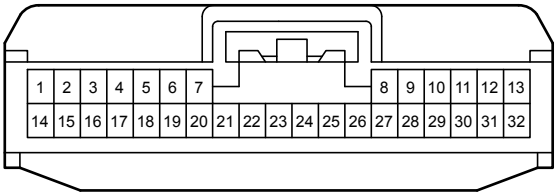

N180
Gray

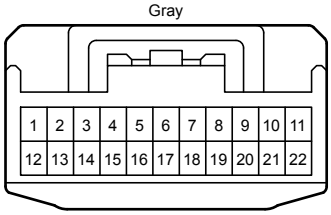

N181
Gray

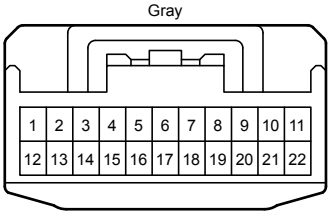

N183
Black

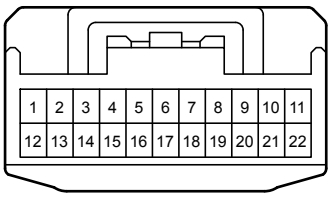

N184
Black

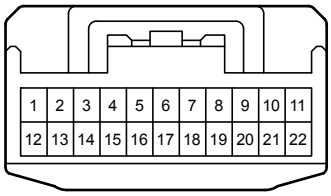

P 1
White

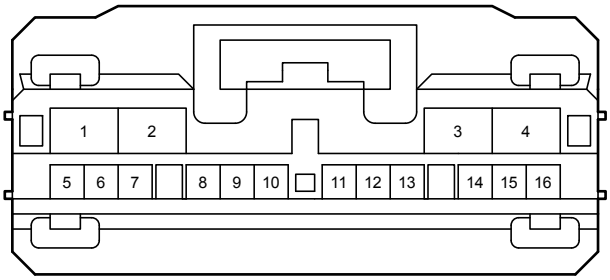

T 11
White

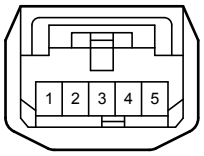

T 44
Blue



T 45
Blue



U 20
Black

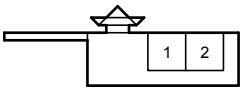

U 27
White



U 43
White

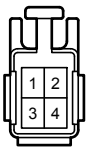

U 45
White

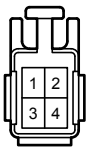

U 65
White

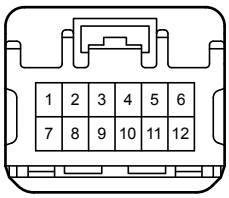

U 67
Gray

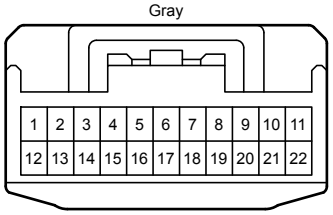

Y 18
Gray

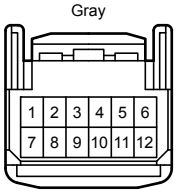

Y 21
Black



a 11
White

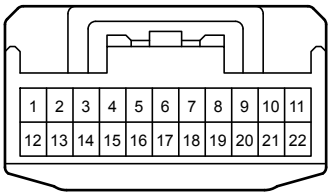

a 12
White

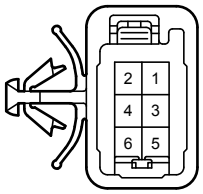

a 14
White

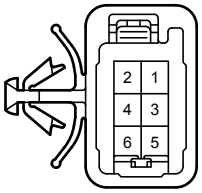

z 4
Black

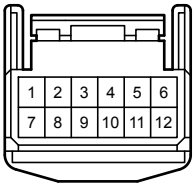

z 18
White

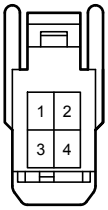

1A

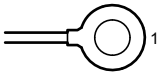

2A
Black

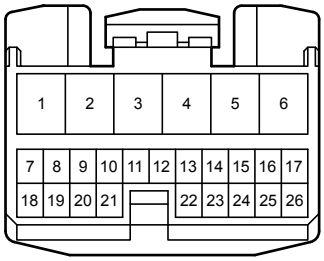

2B
Black



2D
White

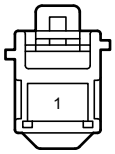

2E
White

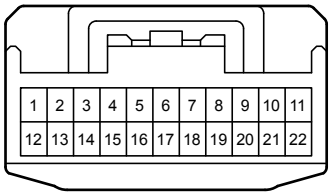

2F
White

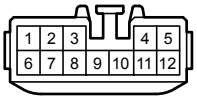

4A
White

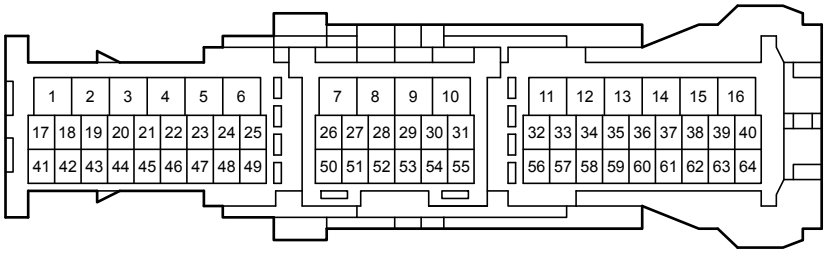

4B
White

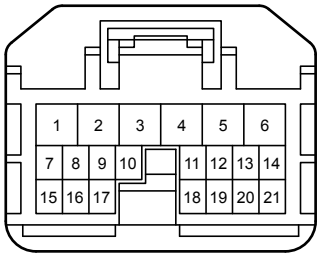

4D
White

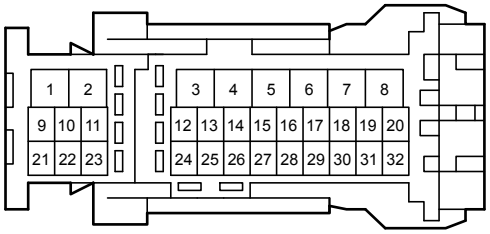

5A
White

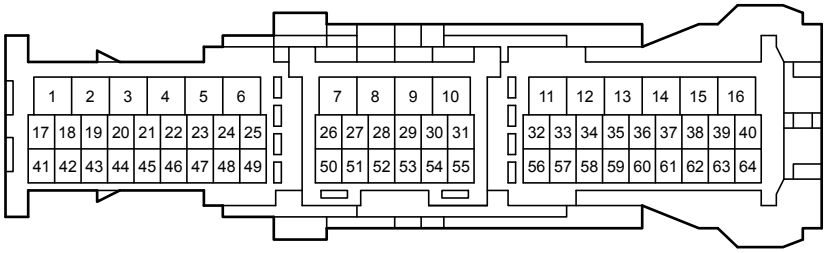

5B
White

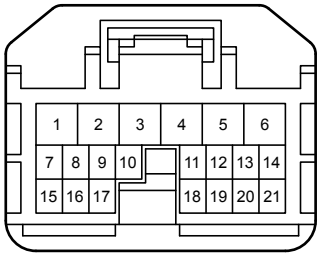

5C
White

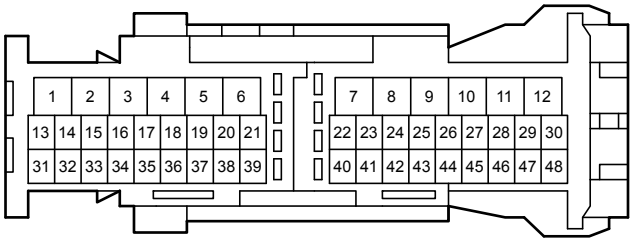

5D
White

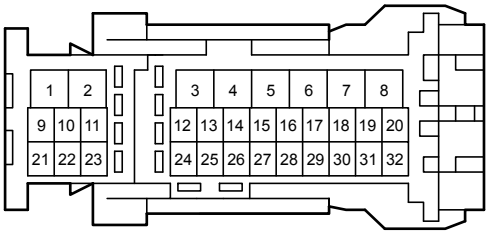

6A
White

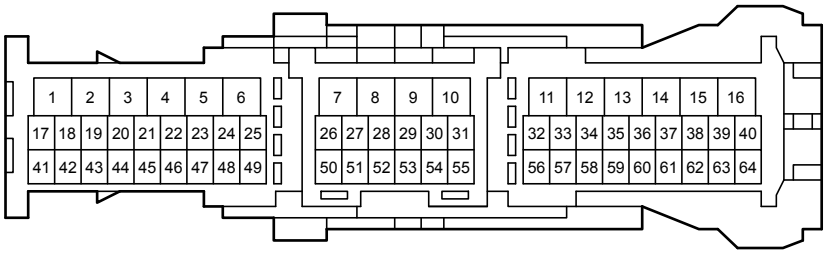

6B
White

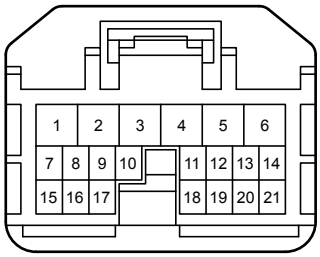

AF1
Gray

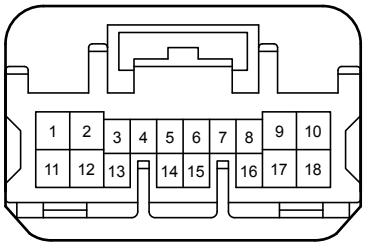

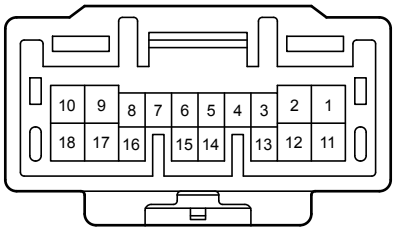

AU1
White

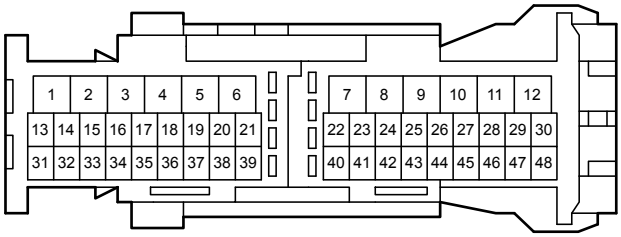

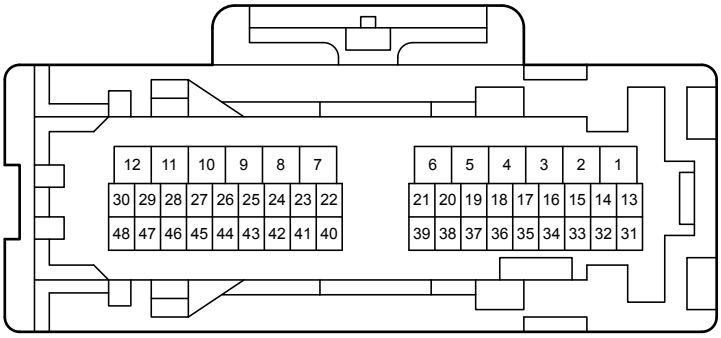

BA2
White

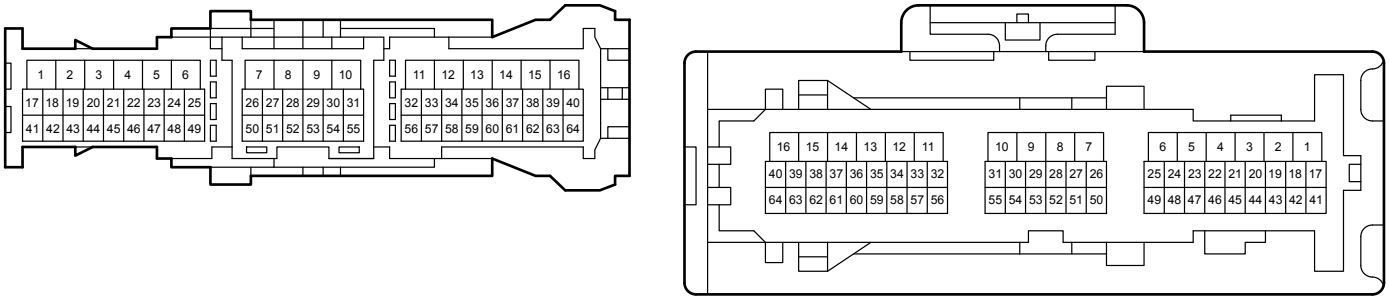

NA1
White

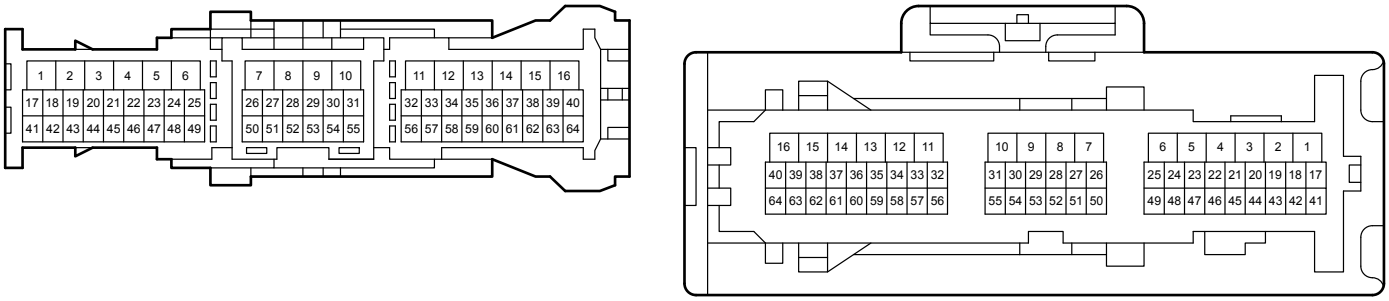

NA2
White

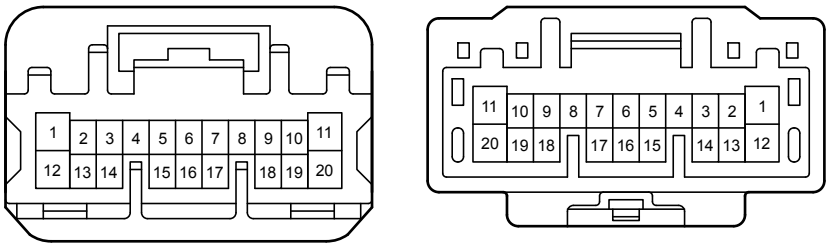

NA3
White

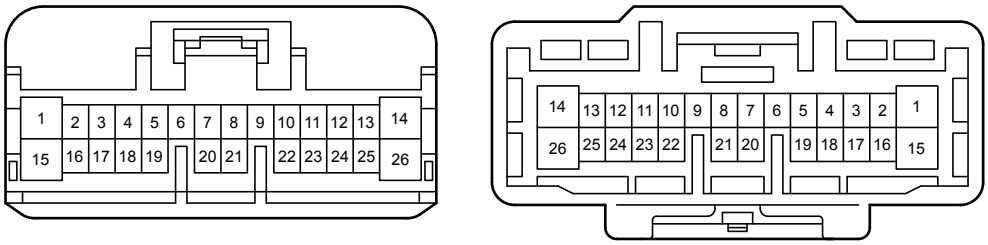

NA4
Gray

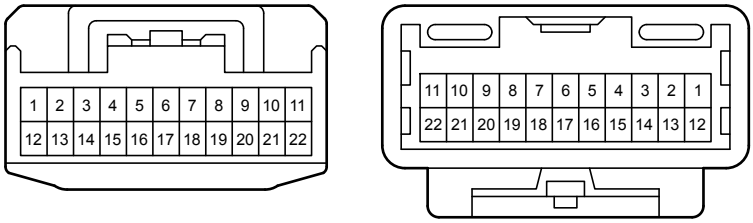

NO1
White

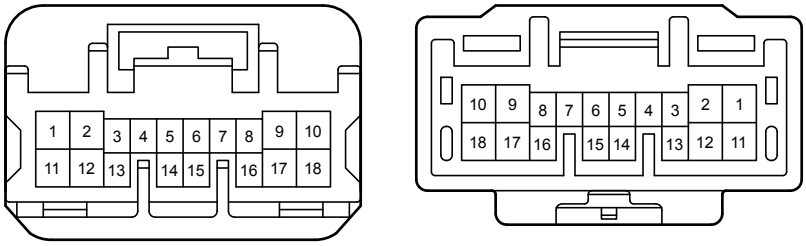

NP1
White

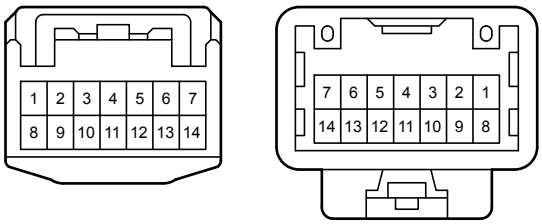

NU2
White

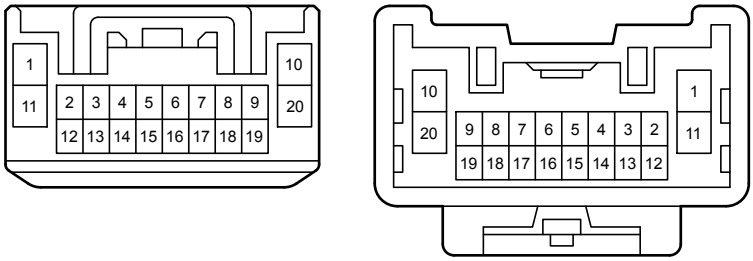

NY1
White

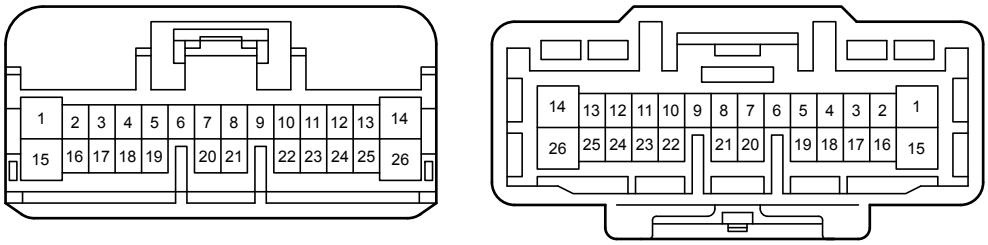

TN1
White

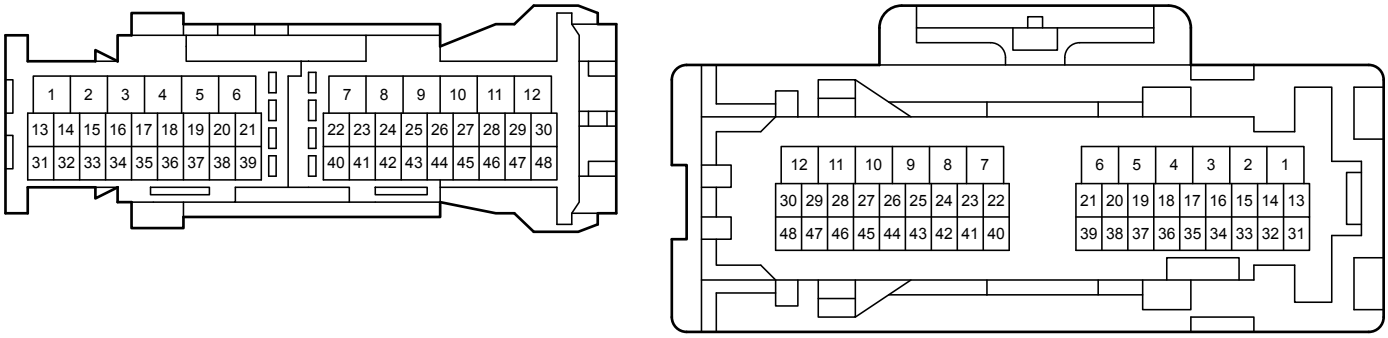

TU1
White

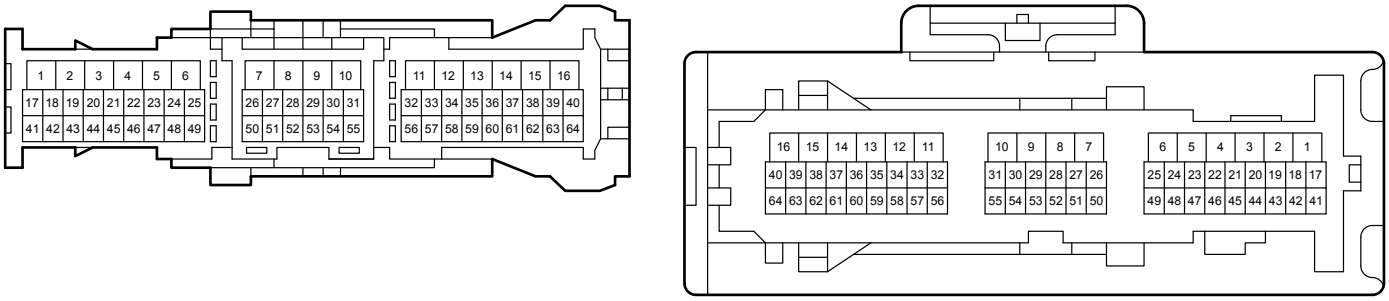
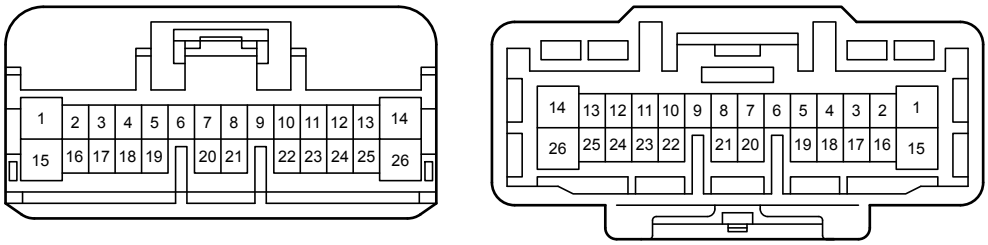
aT1
White