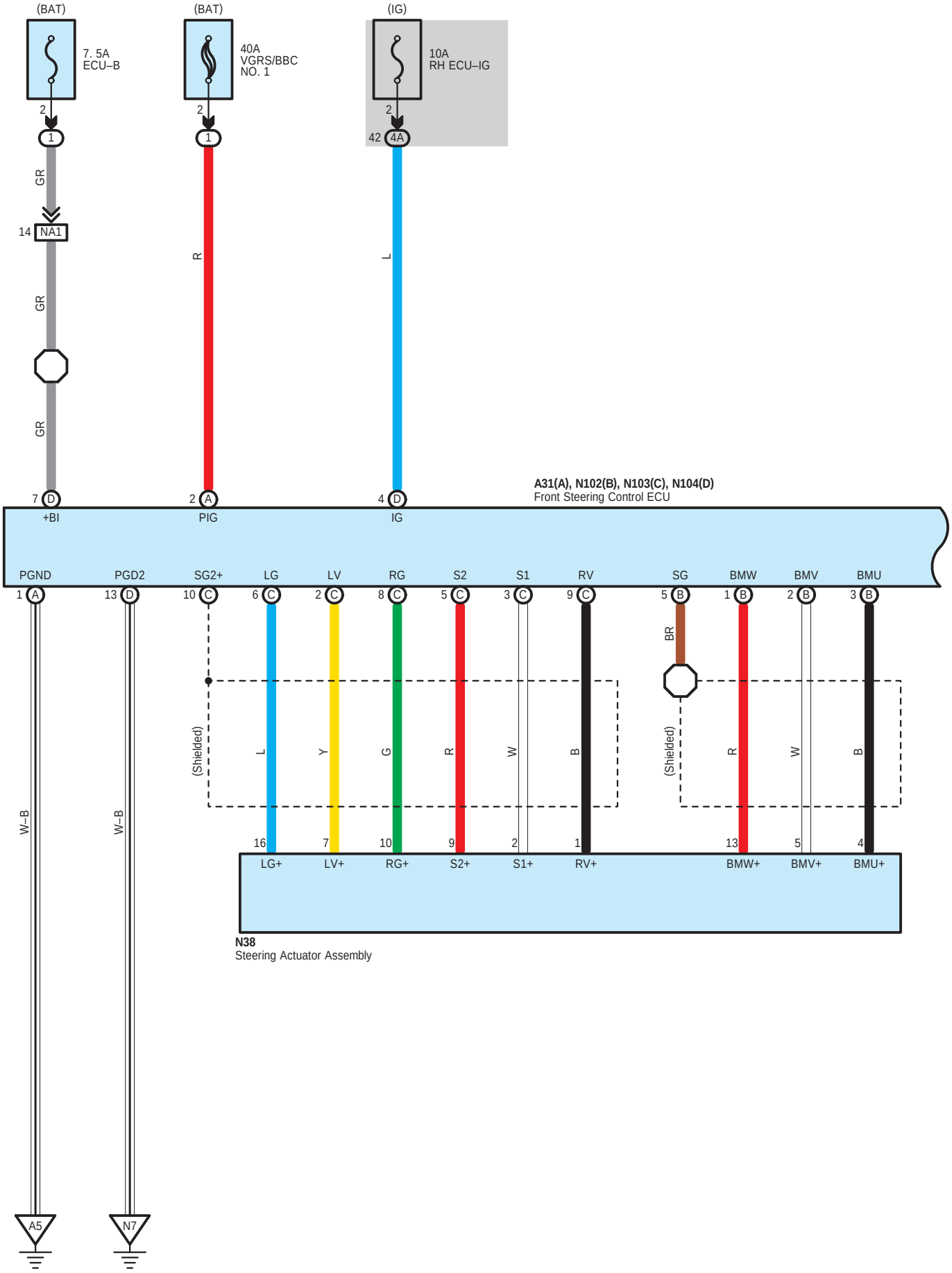
(BAT)
7. 5A
ECU–B
(BAT)
40A
VGRS/BBC
NO. 1
(IG)
10A
RH ECU–IG
NA1
A31(A), N102(B), N103(C), N104(D)
Front Steering Control ECU
+BI
PIG
IG
PGND
PGD2
SG2+
LG
LV
RG
S2
S1
RV
SG
BMW
BMV
BMU
(Shielded)
LG+
LV+
RG+
S2+
S1+
RV+
BMW+
BMV+
BMU+
N38
Steering Actuator Assembly
A5
N7

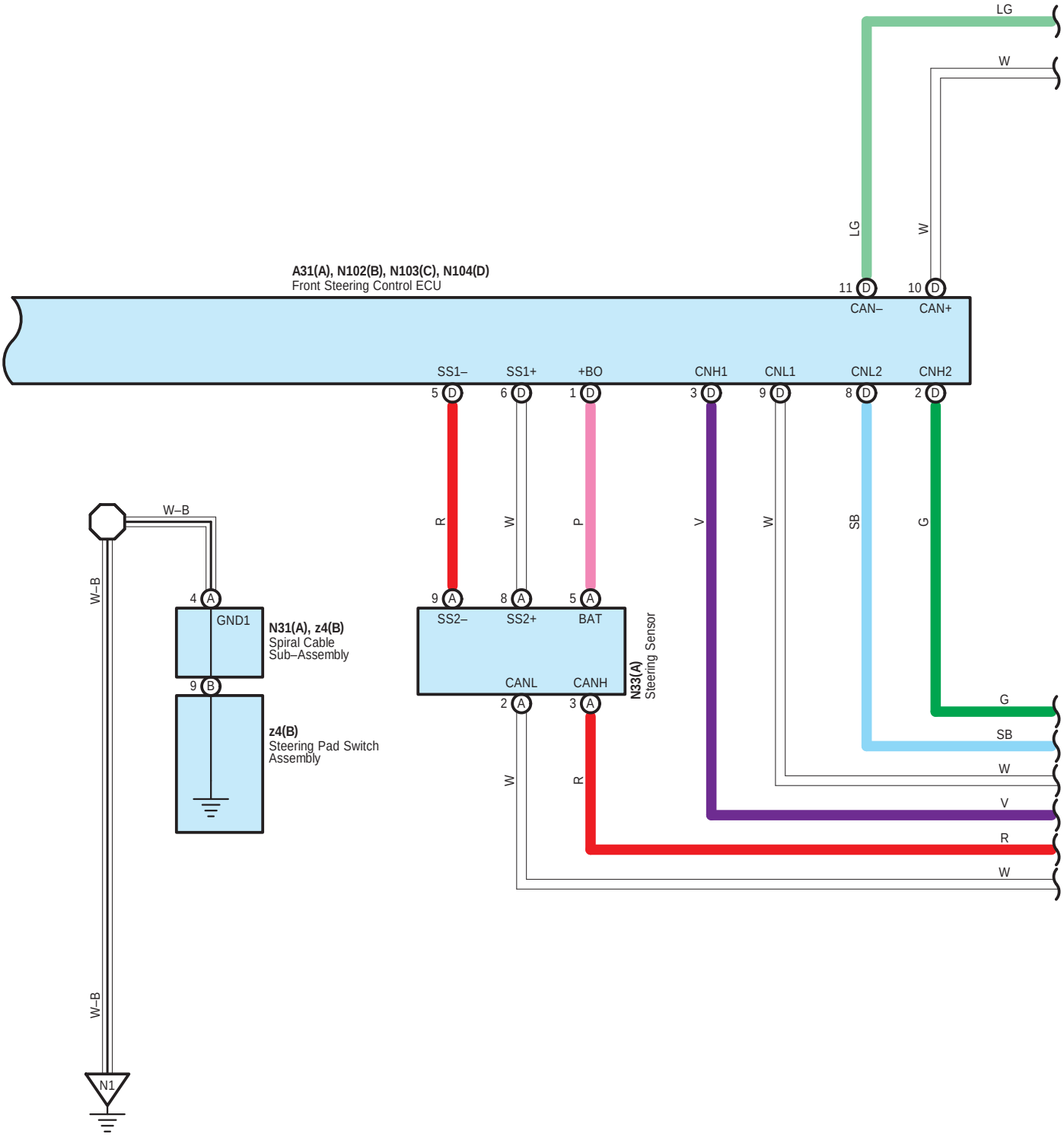
LG
W
LG
W
A31(A), N102(B), N103(C), N104(D)
Front Steering Control ECU
11 D
CAN–
10 D
CAN+
SS1–
SS1+
+BO
CNH1
CNL1
CNL2
CNH2
5 D
6 D
1 D
3 D
9 D
8 D
2 D
R
W
P
V
W
SB
G
W–B
W–B
4 A
GND1
N31(A), z4(B)
Spiral Cable
Sub–Assembly
9 B
z4(B)
Steering Pad Switch
Assembly
9 A
8 A
5 A
SS2–
SS2+
BAT
CANL
CANH
2 A
3 A
N33(A)
Steering Sensor
W
R
G
SB
W
V
R
W
W–B
N1

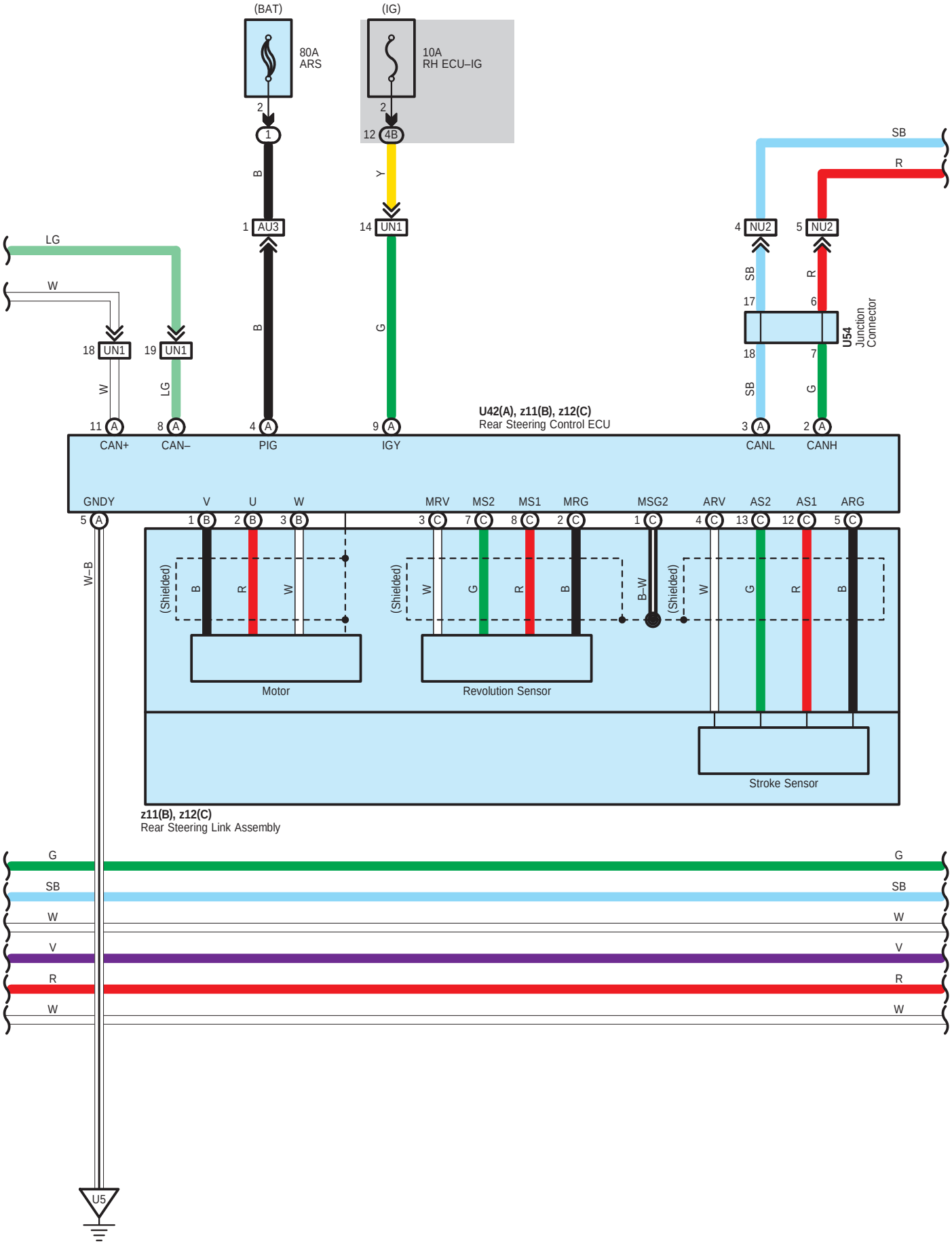
(BAT)
80A
ARS
(IG)
10A
RH ECU–IG
AU3
UN1
NU2
U54
Junction
Connector
U42(A), z11(B), z12(C)
Rear Steering Control ECU
CAN+
CAN–
PIG
IGY
CANL
CANH
GNDY
V
U
W
MRV
MS2
MS1
MRG
MSG2
ARV
AS2
AS1
ARG
(Shielded)
Motor
Revolution Sensor
Stroke Sensor
z11(B), z12(C)
Rear Steering Link Assembly
U5

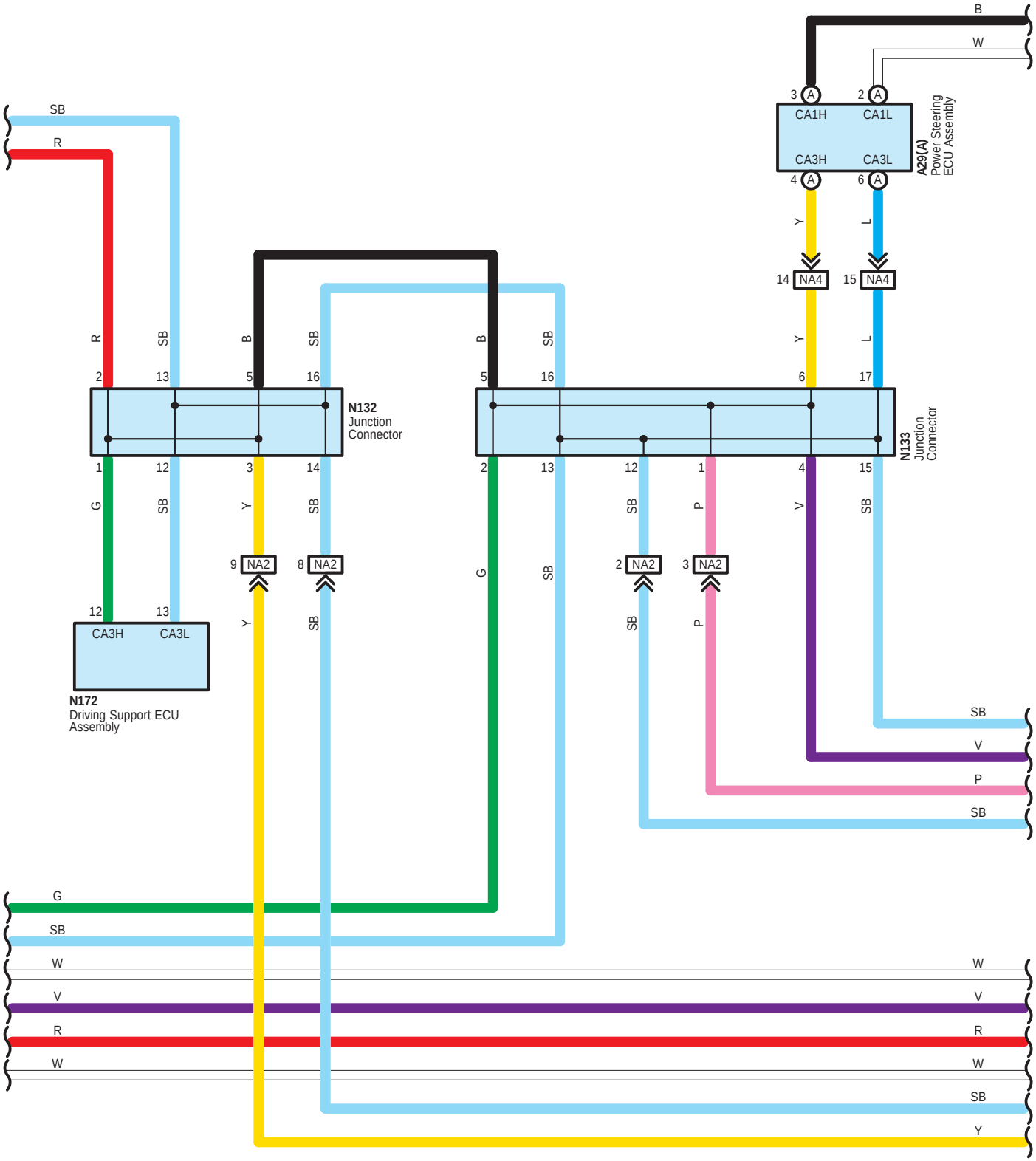
B
W
3 A
2 A
CA1H
CA1L
CA3H
CA3L
4 A
6 A
A29(A)
Power Steering
ECU Assembly
SB
R
Y
L
14 NA4
15 NA4
R
SB
B
SB
B
SB
Y
L
2
13
5
16
5
16
6
17
N132
Junction
Connector
N133
Junction
Connector
1
12
3
14
2
13
12
1
4
15
G
SB
Y
SB
G
SB
SB
P
V
SB
9 NA2
8 NA2
2 NA2
3 NA2
12
13
CA3H
CA3L
Y
SB
SB
P
N172
Driving Support ECU
Assembly
SB
V
P
SB
G
SB
W
V
R
W
W
V
R
W
SB
Y

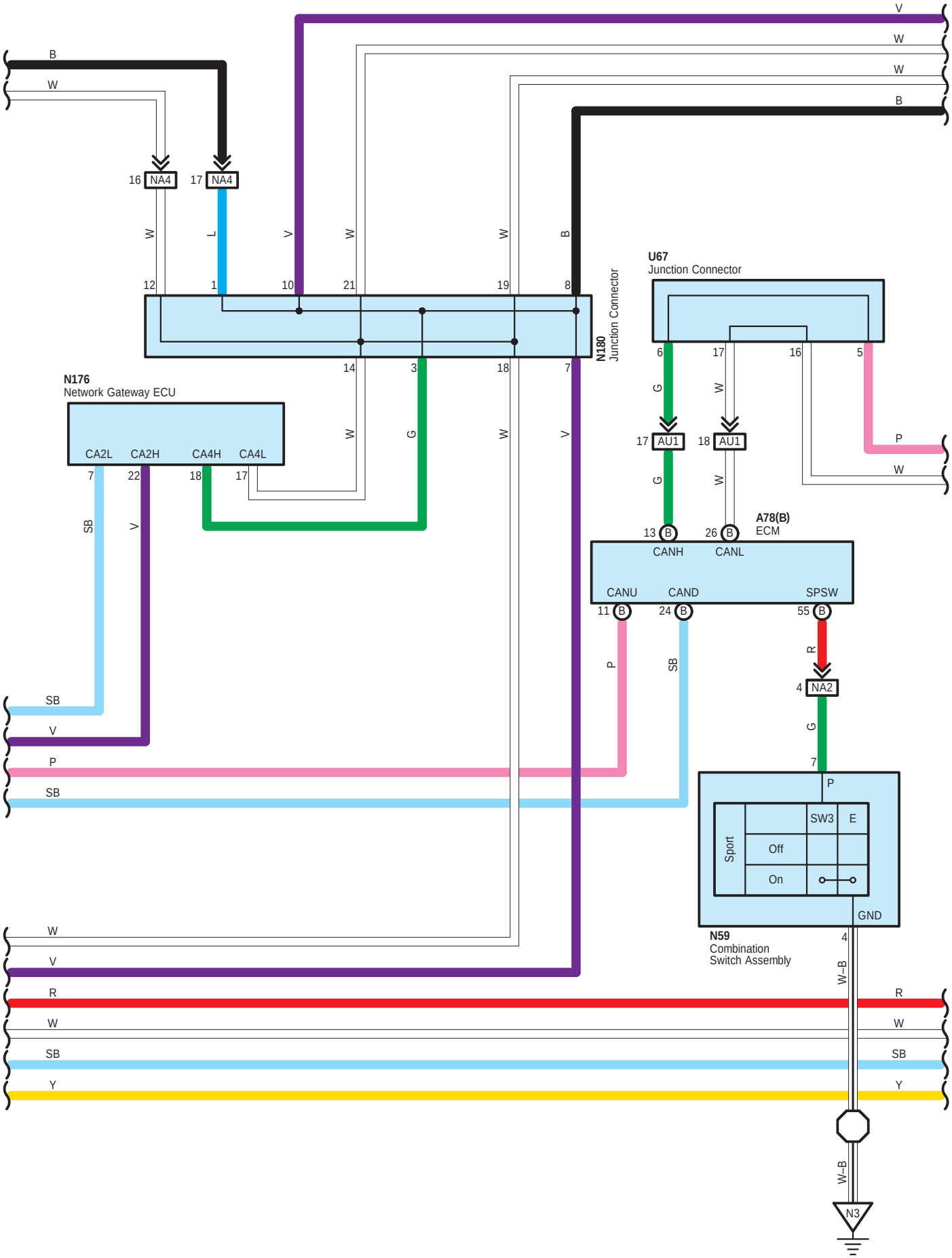
N180
Junction Connector
U67
Junction Connector
N176
Network Gateway ECU
CA2L
CA2H
CA4H
CA4L
A78(B)
ECM
CANH
CANL
CANU
CAND
SPSW
NA4
NA2
AU1
Sport
SW3
E
Off
On
GND
N59
Combination
Switch Assembly
N3

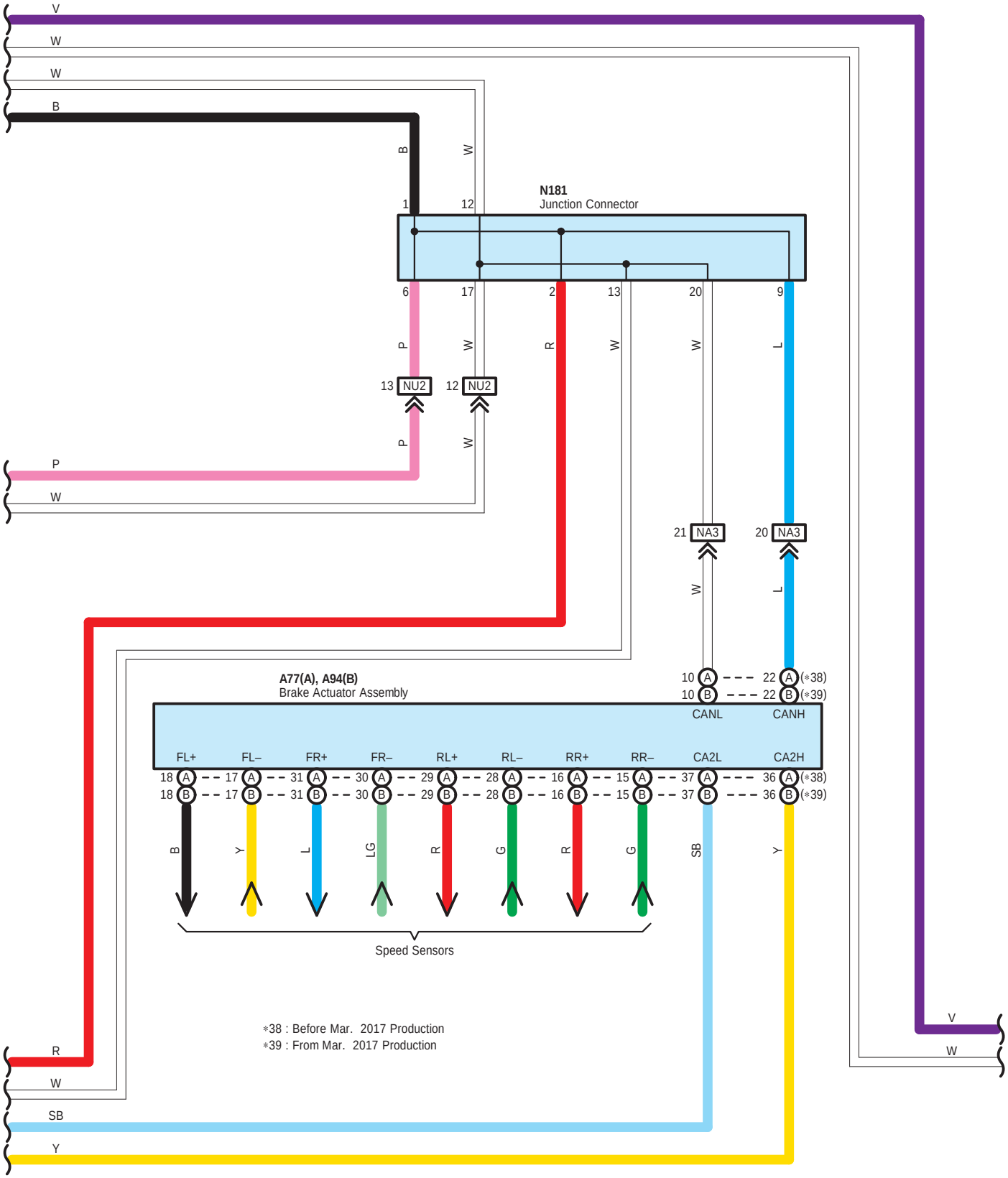
V
W
W
B
B
W
N181
Junction Connector
1
12
6
17
2
13
20
9
P
W
R
W
W
L
13 NU2
12 NU2
P
W
P
W
21 NA3
20 NA3
W
L
A77(A), A94(B)
Brake Actuator Assembly
10 A
10 B
22 A (*38)
22 B (*39)
CANL
CANH
FL+
FL–
FR+
FR–
RL+
RL–
RR+
RR–
CA2L
CA2H
18 A
18 B
17 A
17 B
31 A
31 B
30 A
30 B
29 A
29 B
28 A
28 B
16 A
16 B
15 A
15 B
37 A
37 B
36 A (*38)
36 B (*39)
B
Y
L
LG
R
G
R
G
SB
Y
Speed Sensors
*38 : Before Mar. 2017 Production
*39 : From Mar. 2017 Production
V
W
R
W
SB
Y

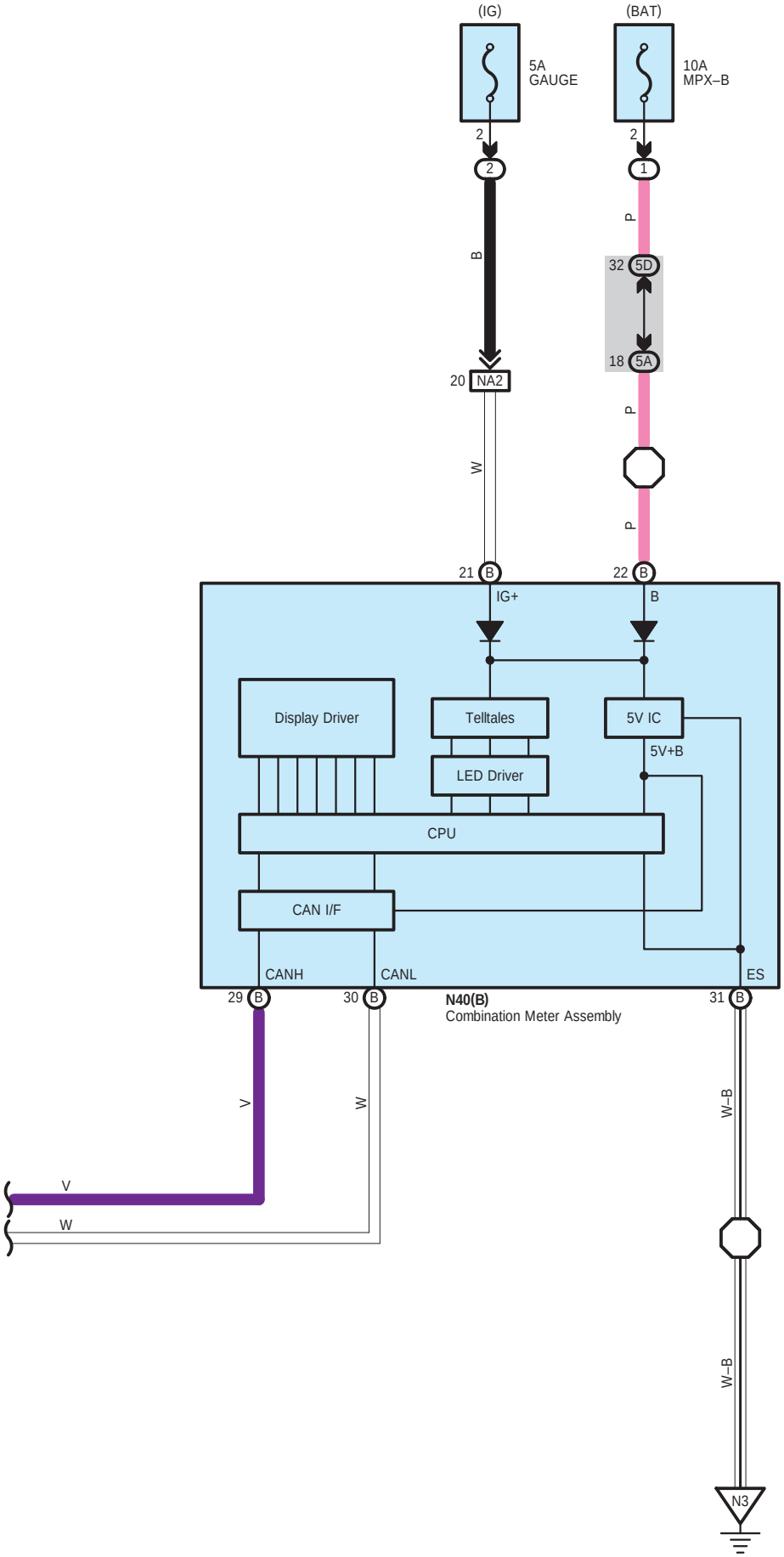
(IG)
(BAT)
5A
GAUGE
10A
MPX–B
2
2
2
1
B
P
32
5D
18
5A
20
NA2
W
P
P
21
B
22
B
IG+
B
Display Driver
Telltales
5V IC
5V+B
LED Driver
CPU
CAN I/F
CANH
CANL
ES
29
B
30
B
31
B
N40(B)
Combination Meter Assembly
V
W
W–B
V
W
W–B
N3

A 29
Black

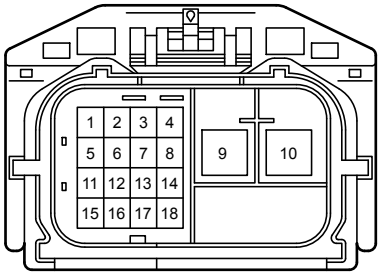

A 31
White



A 77
Black

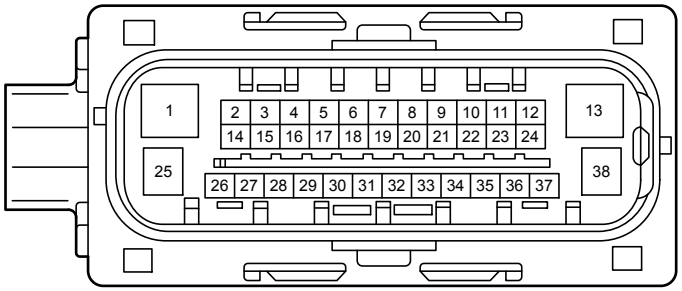

A 78
Black

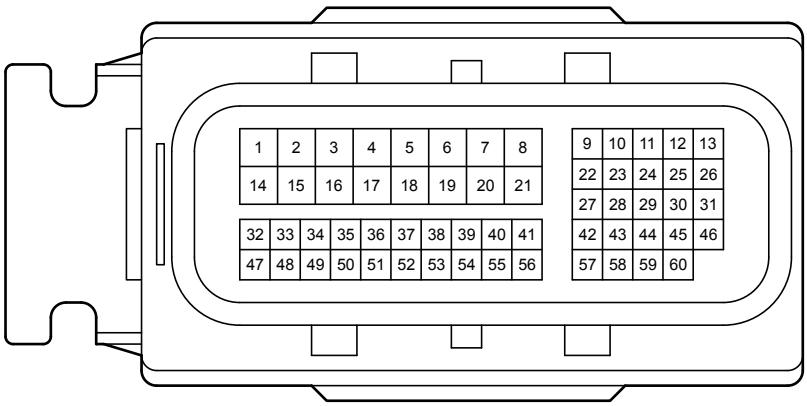

A 94
Black

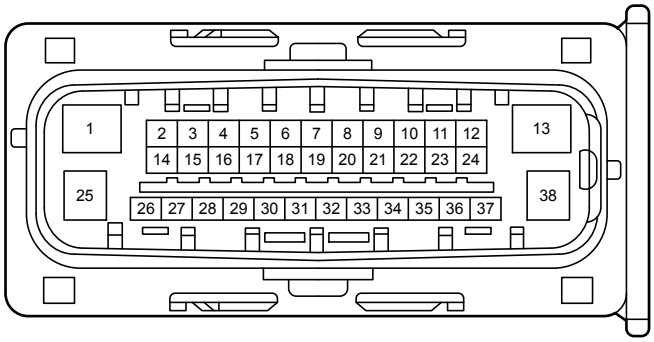

N 31
Black

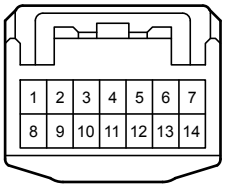

N 33
White

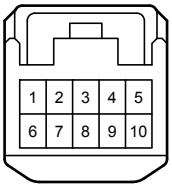

N 38
White

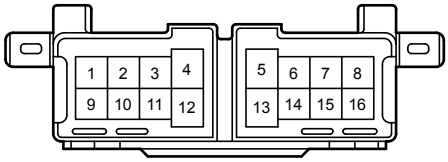

N 40
Black

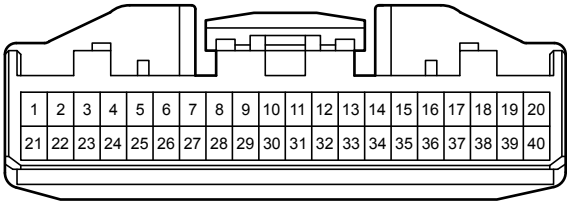

N 59
Black

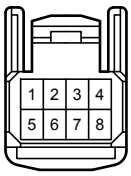

N102
White

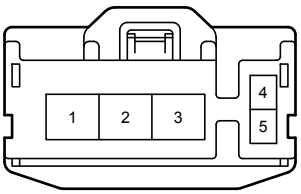

N103
White

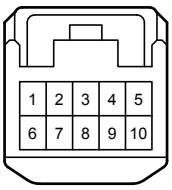

N104
White

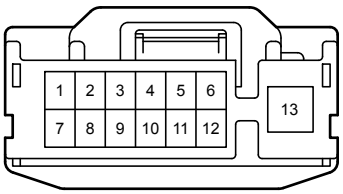

N132
Black

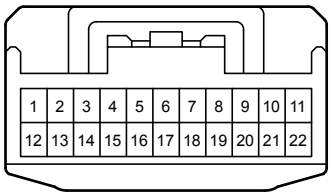

N133
Black

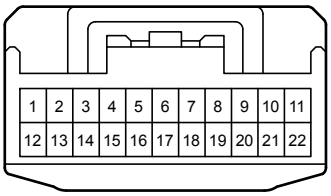

N172
White

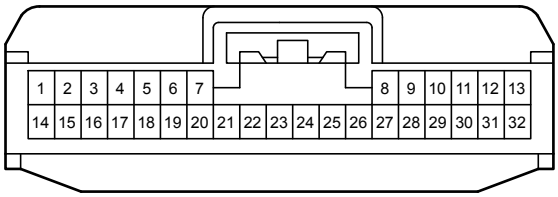

N176
Black

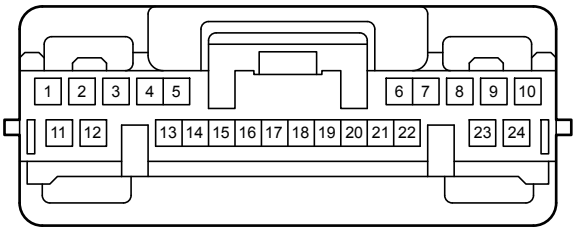

N180
Gray

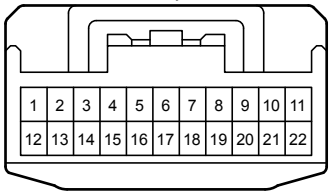

N181
Gray

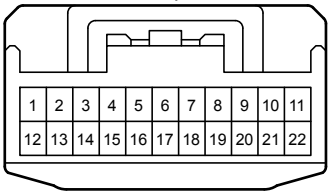

U 42
Black

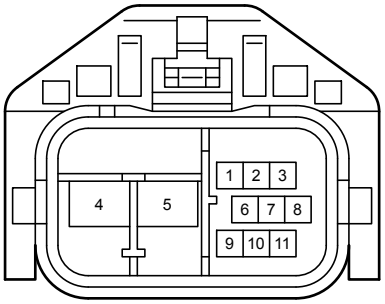

U 54
Blue

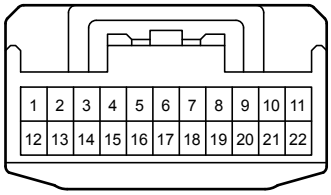

U 67
Gray

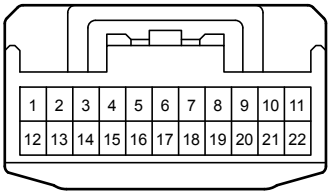

z 4
Black

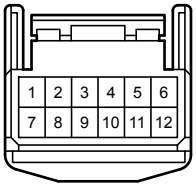

z 11
Black

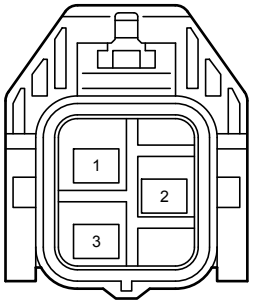

z 12
Black

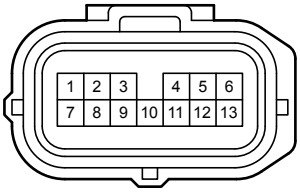

4A
White

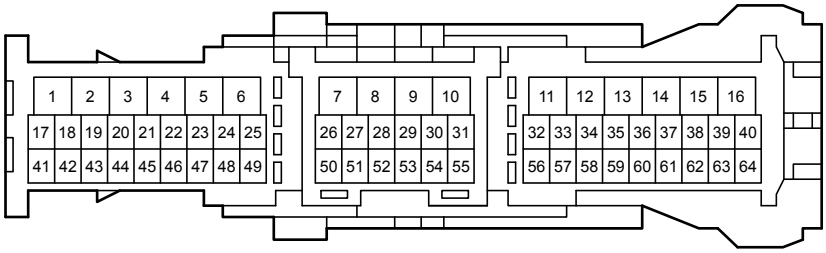

4B
White

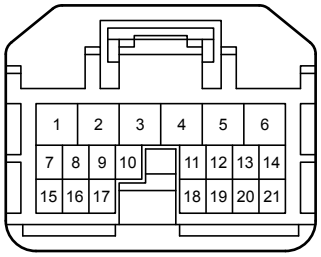

5A
White

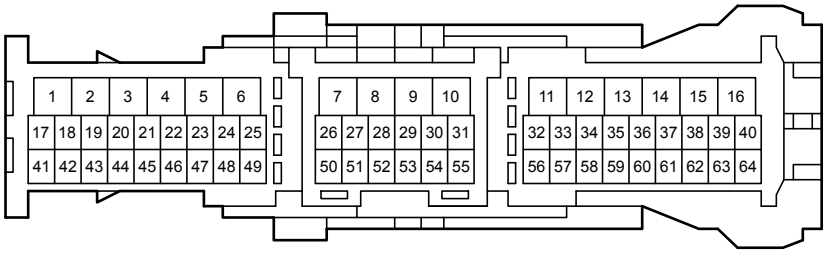

5D
White

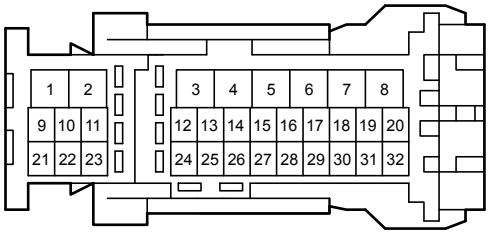

AU1
White

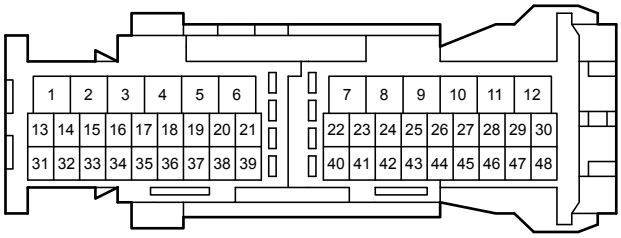

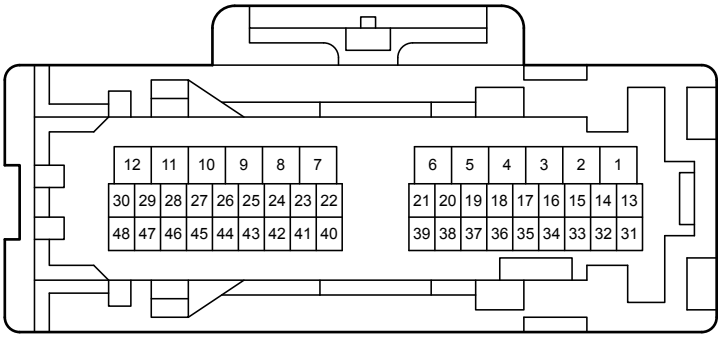

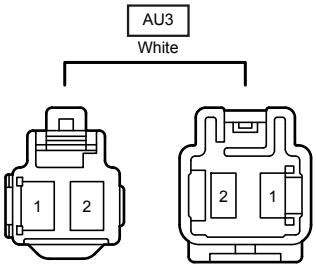
AU3
White
1
2
2
1

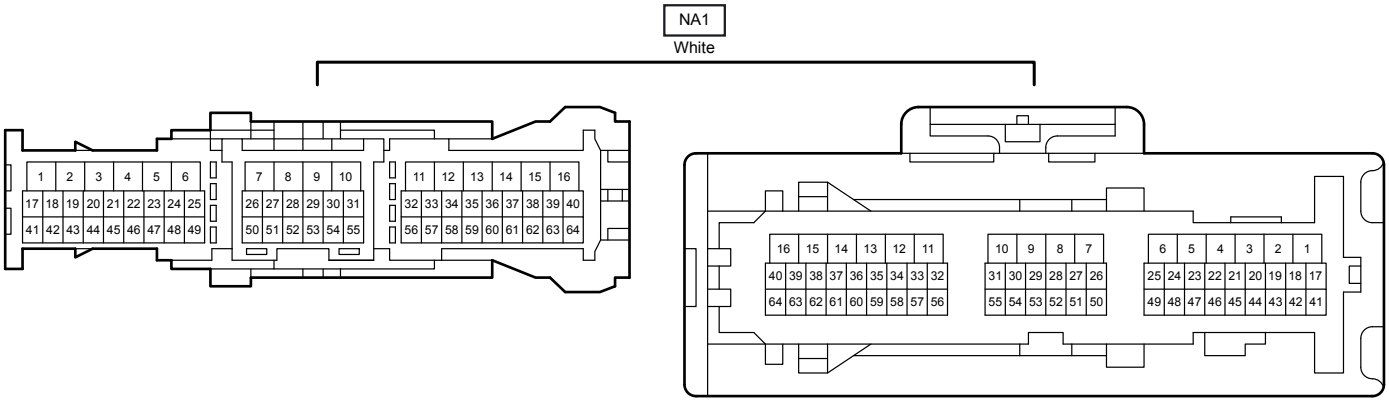
NA1
White
1 2 3 4 5 6 7 8 9 10 11 12 13 14 15 16
17 18 19 20 21 22 23 24 25 26 27 28 29 30 31 32 33 34 35 36 37 38 39 40
41 42 43 44 45 46 47 48 49 50 51 52 53 54 55 56 57 58 59 60 61 62 63 64
16 15 14 13 12 11 10 9 8 7 6 5 4 3 2 1
40 39 38 37 36 35 34 33 32 31 30 29 28 27 26 25 24 23 22 21 20 19 18 17
64 63 62 61 60 59 58 57 56 55 54 53 52 51 50 49 48 47 46 45 44 43 42 41

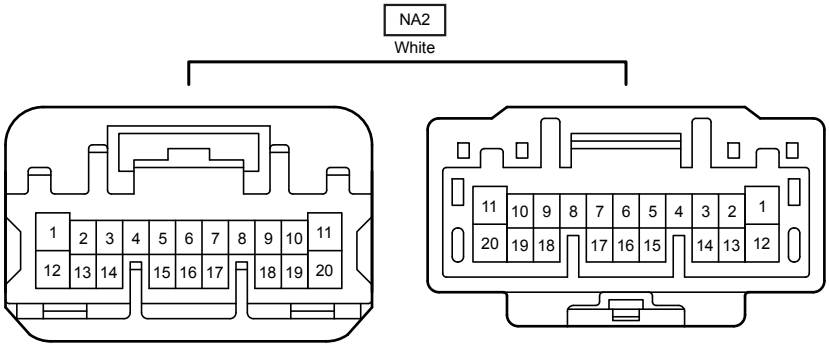
NA2
White
1 2 3 4 5 6 7 8 9 10 11
12 13 14 15 16 17 18 19 20
11 10 9 8 7 6 5 4 3 2 1
20 19 18 17 16 15 14 13 12

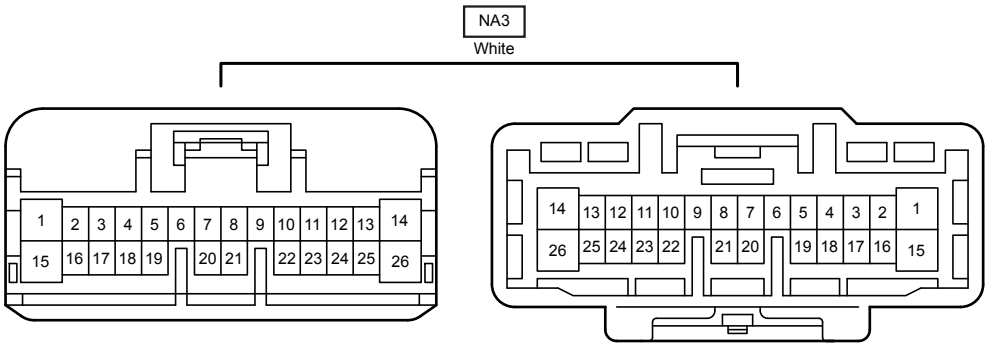
NA3
White
1 2 3 4 5 6 7 8 9 10 11 12 13 14
15 16 17 18 19 20 21 22 23 24 25 26
14 13 12 11 10 9 8 7 6 5 4 3 2 1
26 25 24 23 22 21 20 19 18 17 16 15

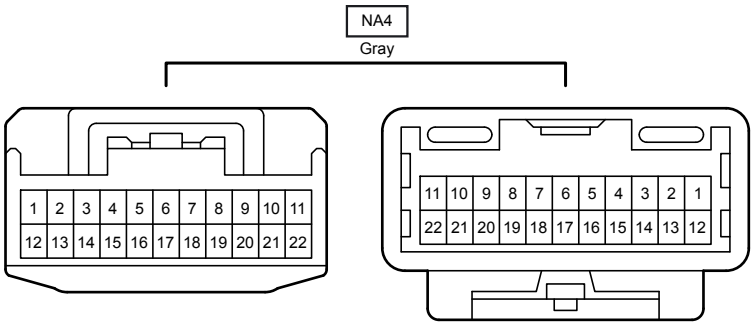
NA4
Gray
1 2 3 4 5 6 7 8 9 10 11
12 13 14 15 16 17 18 19 20 21 22
11 10 9 8 7 6 5 4 3 2 1
22 21 20 19 18 17 16 15 14 13 12

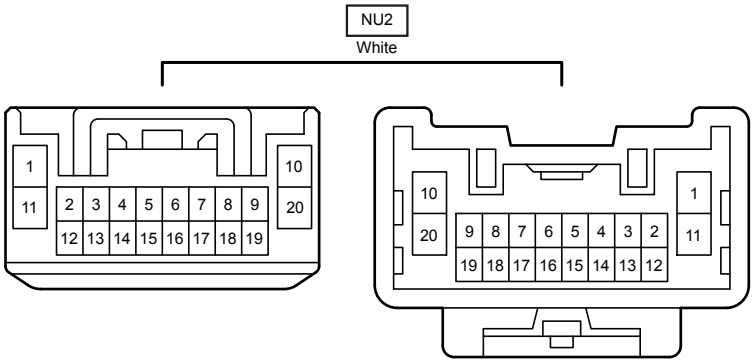
NU2
White
1
10
11
2 3 4 5 6 7 8 9
20
12 13 14 15 16 17 18 19
10
1
20
9 8 7 6 5 4 3 2
11
19 18 17 16 15 14 13 12

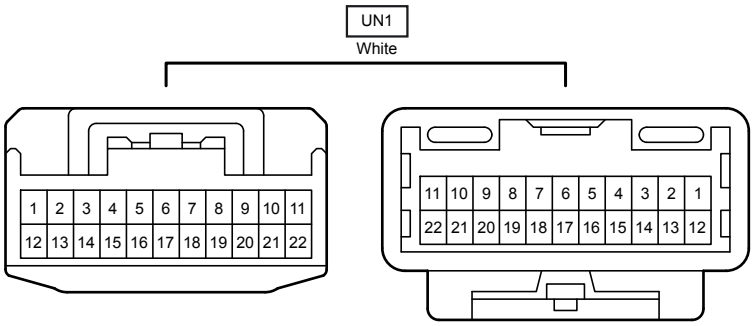
UN1
White
1 2 3 4 5 6 7 8 9 10 11
12 13 14 15 16 17 18 19 20 21 22
11 10 9 8 7 6 5 4 3 2 1
22 21 20 19 18 17 16 15 14 13 12