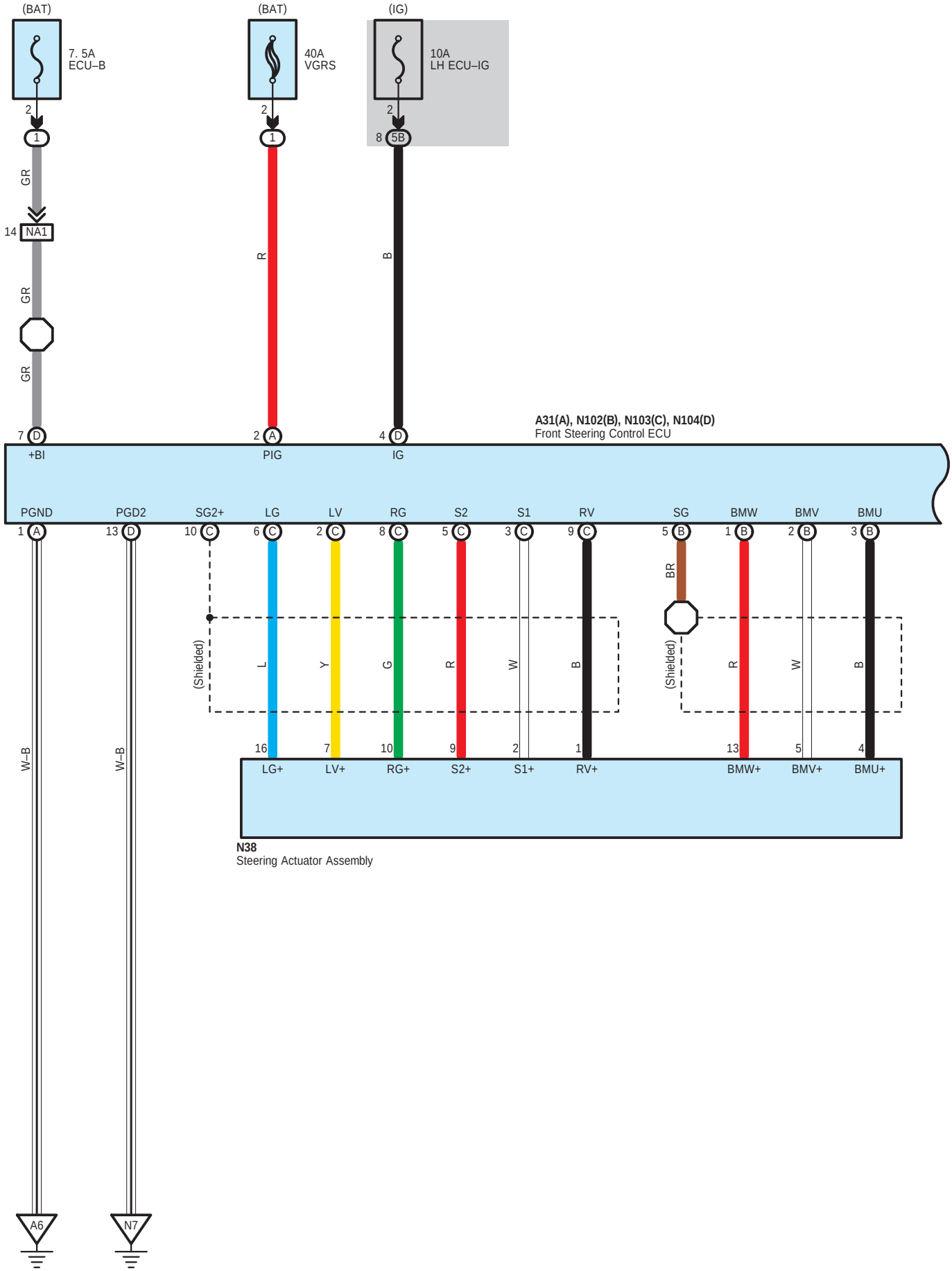
(BAT)
7. 5A
ECU–B
(BAT)
40A
VGRS
(IG)
10A
LH ECU–IG
GR
NA1
R
B
A31(A), N102(B), N103(C), N104(D)
Front Steering Control ECU
+BI
PIG
IG
PGND
PGD2
SG2+
LG
LV
RG
S2
S1
RV
SG
BMW
BMV
BMU
(Shielded)
BR
LG+
LV+
RG+
S2+
S1+
RV+
BMW+
BMV+
BMU+
W–B
A6
N7
N38
Steering Actuator Assembly

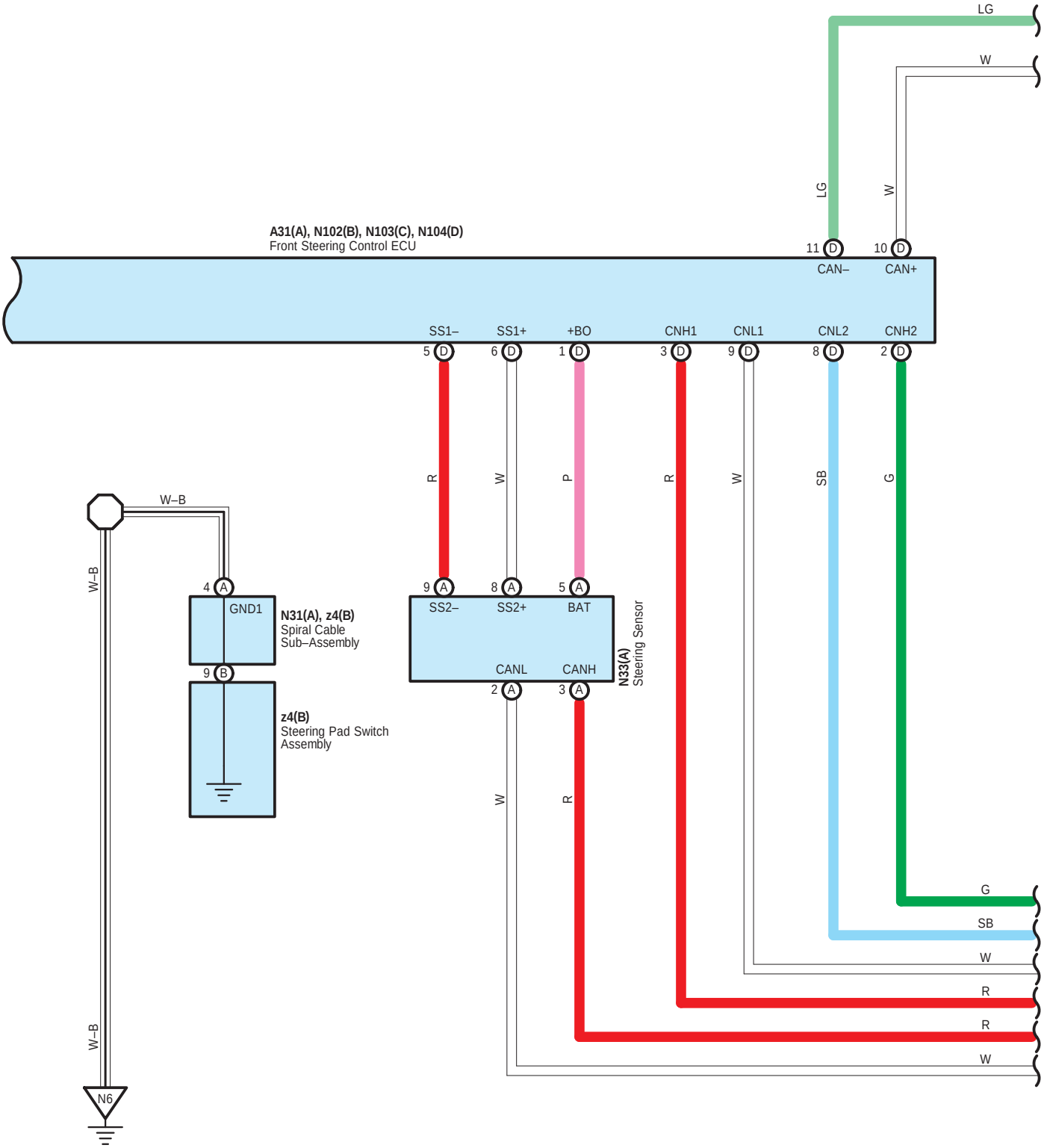
LG
W
LG
W
A31(A), N102(B), N103(C), N104(D)
Front Steering Control ECU
11 D
CAN–
10 D
CAN+
SS1–
SS1+
+BO
CNH1
CNL1
CNL2
CNH2
5 D
6 D
1 D
3 D
9 D
8 D
2 D
R
W
P
R
W
SB
G
W–B
W–B
4 A
GND1
N31(A), z4(B)
Spiral Cable
Sub–Assembly
9 B
z4(B)
Steering Pad Switch
Assembly
9 A
8 A
5 A
SS2–
SS2+
BAT
CANL
CANH
N33(A)
Steering Sensor
2 A
3 A
W
R
G
SB
W
R
R
W
W–B
N6

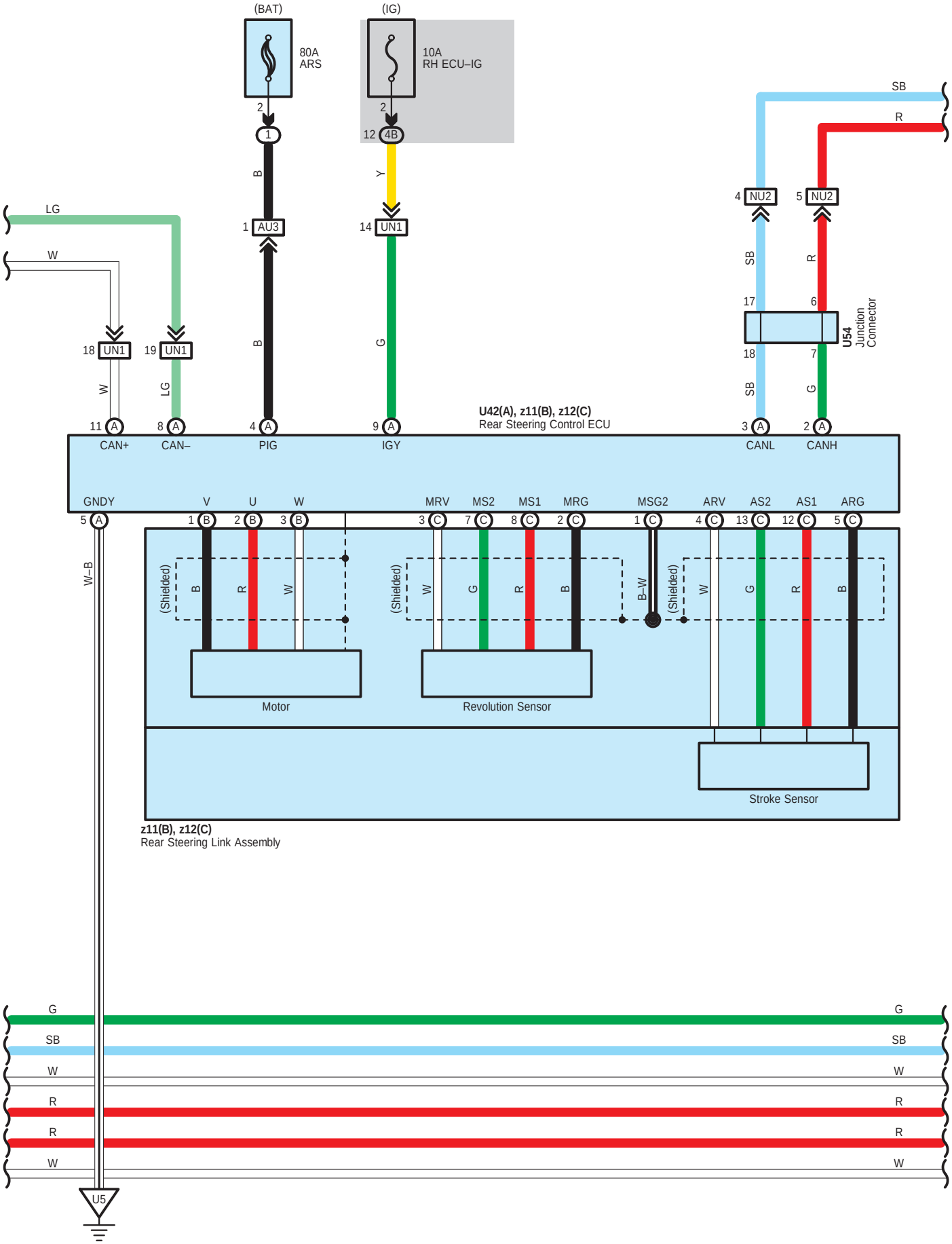
(BAT)
80A
ARS
(IG)
10A
RH ECU–IG
LG
W
18 UN1
19 UN1
W
LG
1 AU3
14 UN1
B
B
Y
G
4 NU2
5 NU2
SB
R
SB
R
17
6
18
7
U54
Junction
Connector
SB
G
U42(A), z11(B), z12(C)
Rear Steering Control ECU
11 A
8 A
4 A
9 A
3 A
2 A
CAN+
CAN–
PIG
IGY
CANL
CANH
GNDY
V
U
W
MRV
MS2
MS1
MRG
MSG2
ARV
AS2
AS1
ARG
5 A
1 B
2 B
3 B
3 C
7 C
8 C
2 C
1 C
4 C
13 C
12 C
5 C
W–B
(Shielded)
B
R
W
(Shielded)
W
G
R
B
B–W
(Shielded)
W
G
R
B
Motor
Revolution Sensor
Stroke Sensor
z11(B), z12(C)
Rear Steering Link Assembly
G
SB
W
R
R
W
U5

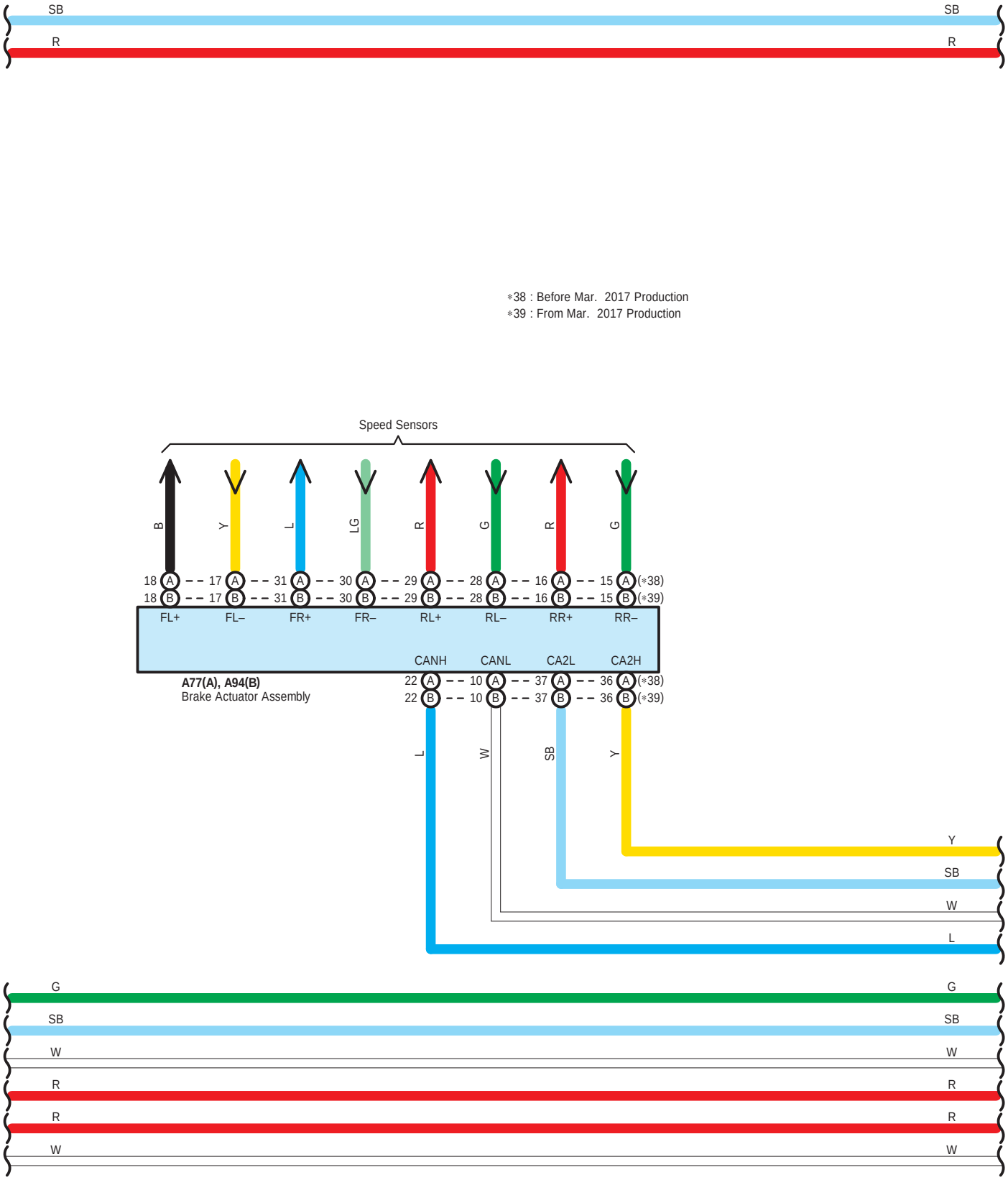
SB
SB
R
R
∗38 : Before Mar. 2017 Production
∗39 : From Mar. 2017 Production
Speed Sensors
B
Y
L
LG
R
G
R
G
18 A 17 A 31 A 30 A 29 A 28 A 16 A 15 A (∗38)
18 B 17 B 31 B 30 B 29 B 28 B 16 B 15 B (∗39)
FL+
FL–
FR+
FR–
RL+
RL–
RR+
RR–
CANH
CANL
CA2L
CA2H
A77(A), A94(B)
Brake Actuator Assembly
22 A 10 A 37 A 36 A (∗38)
22 B 10 B 37 B 36 B (∗39)
L
W
SB
Y
Y
SB
W
L
G
G
SB
SB
W
W
R
R
R
R
W
W

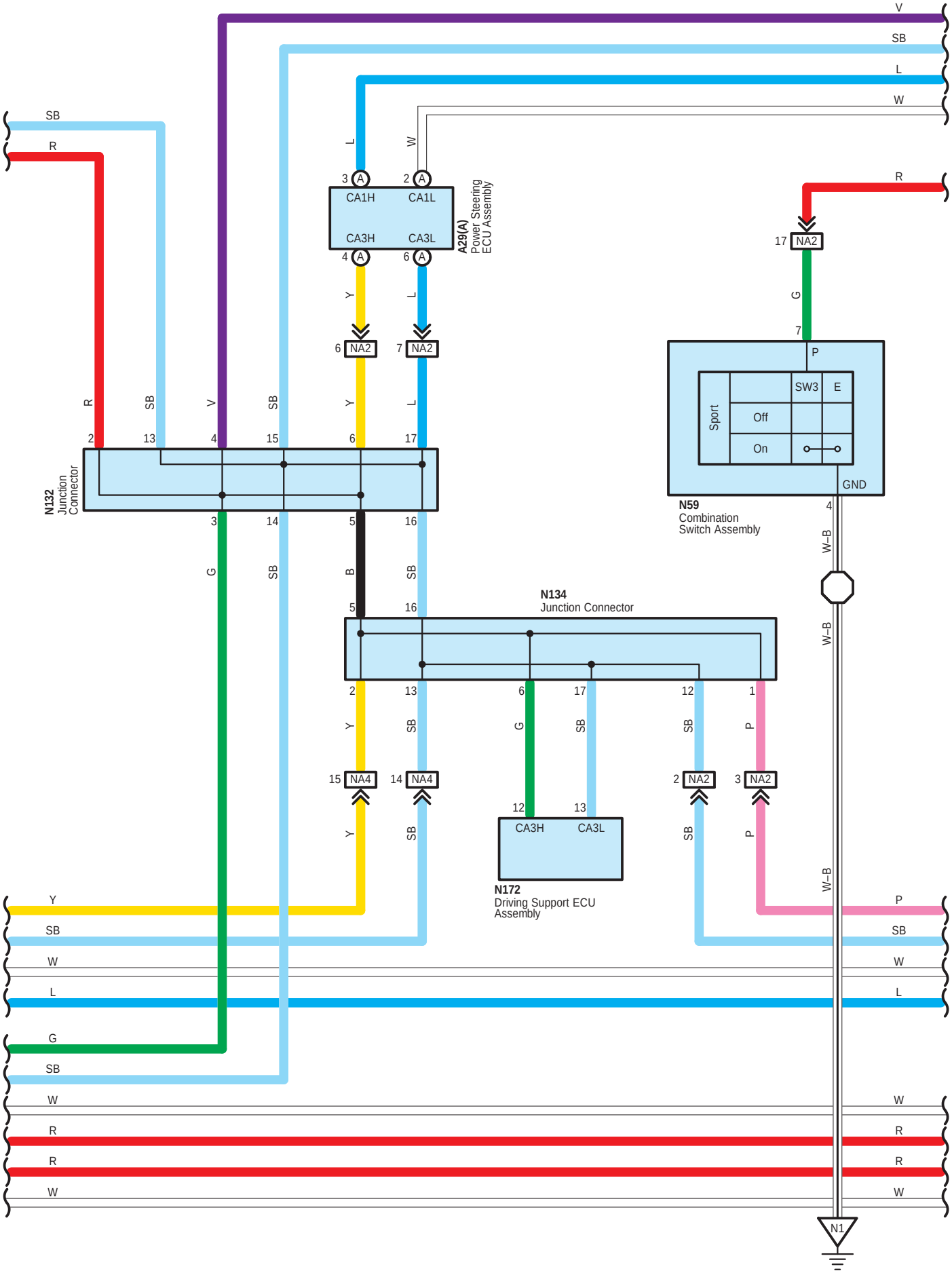
V
SB
L
W
SB
R
L
W
3 A
2 A
CA1H
CA1L
CA3H
CA3L
4 A
6 A
A29(A)
Power Steering
ECU Assembly
R
17 NA2
G
7
P
Y
L
6 NA2
7 NA2
SW3
E
Sport
Off
On
GND
R
SB
V
SB
Y
L
2
13
4
15
6
17
N132
Junction
Connector
3
14
5
16
N59
Combination
Switch Assembly
4
W–B
G
SB
B
SB
N134
Junction Connector
5
16
W–B
2
13
6
17
12
1
Y
SB
G
SB
SB
P
15 NA4
14 NA4
2 NA2
3 NA2
12
13
CA3H
CA3L
Y
SB
SB
P
N172
Driving Support ECU
Assembly
W–B
Y
SB
W
L
G
SB
W
R
R
W
P
SB
W
L
W
R
R
W
N1

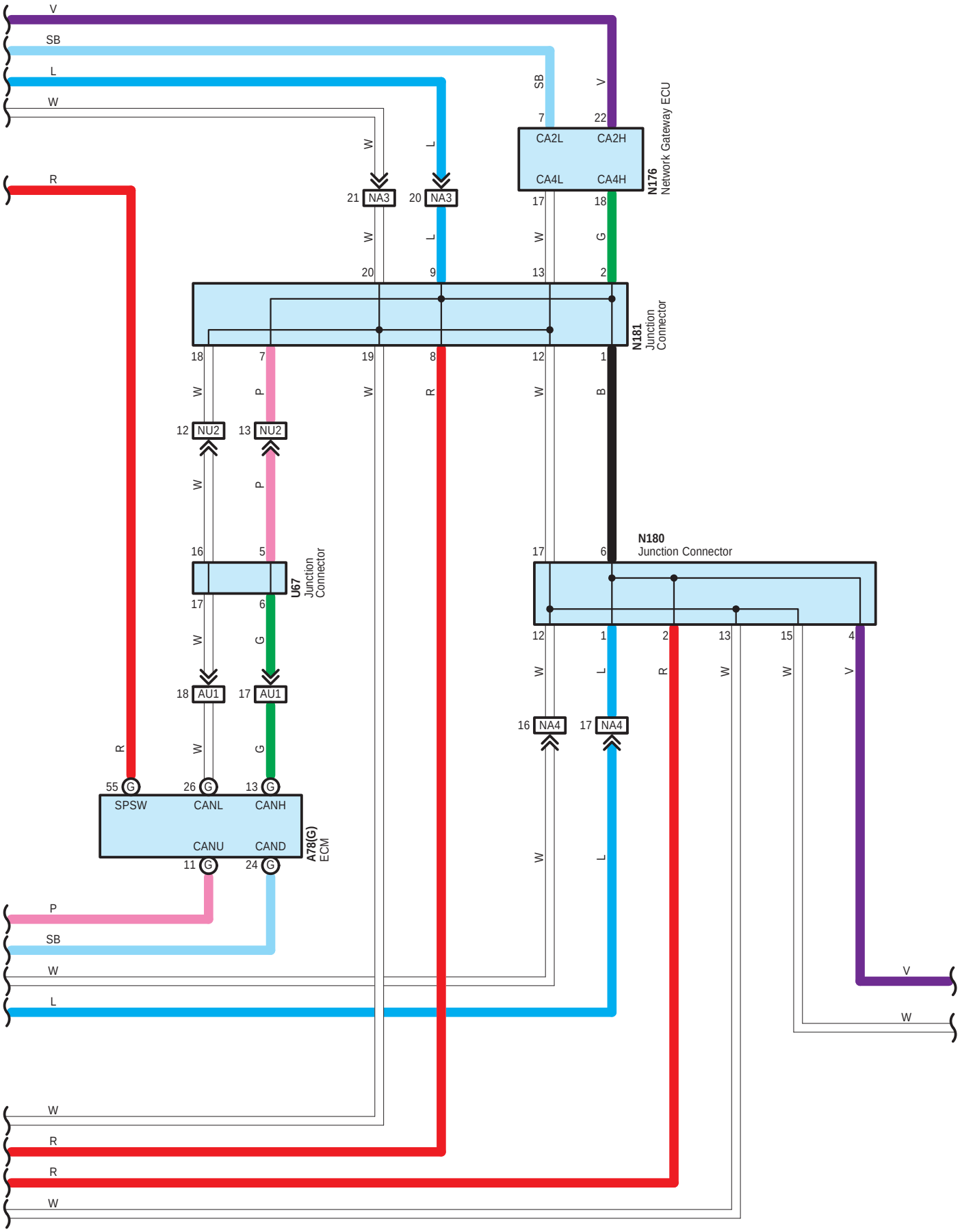
N176
Network Gateway ECU
CA2L
CA2H
CA4L
CA4H
N181
Junction Connector
N180
Junction Connector
U67
Junction Connector
NA3
NU2
AU1
NA4
A78(G)
ECM
SPSW
CANL
CANH
CANU
CAND

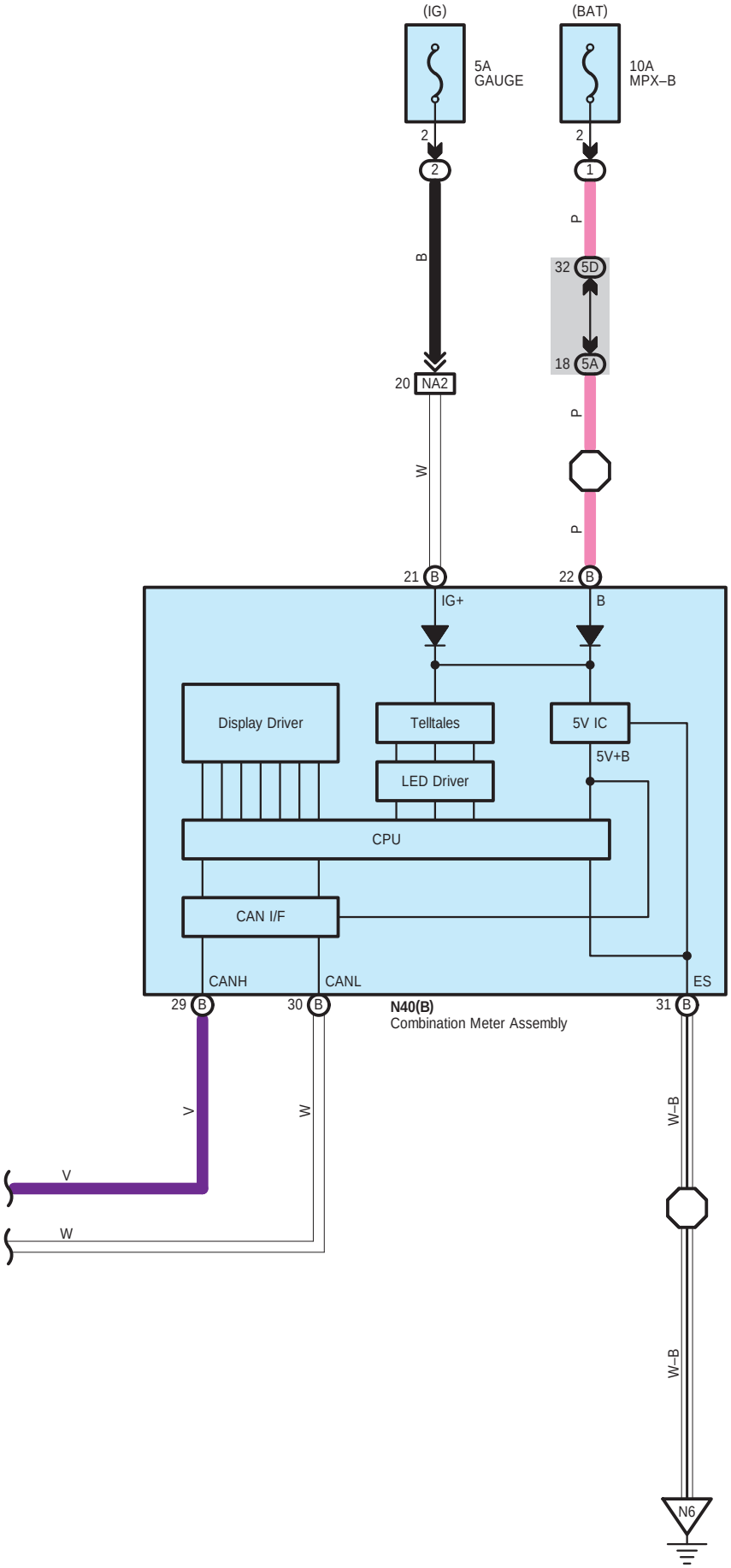
(IG)
(BAT)
5A
GAUGE
10A
MPX–B
2
2
2
1
B
P
32
5D
18
5A
20
NA2
W
P
P
21
B
22
B
IG+
B
Display Driver
Telltales
5V IC
5V+B
LED Driver
CPU
CAN I/F
CANH
CANL
ES
29
B
30
B
N40(B)
Combination Meter Assembly
31
B
V
W
V
W
W–B
W–B
N6

A 29
Black

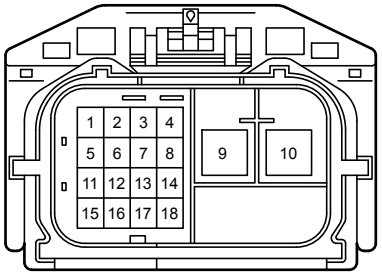


A 31
White




A 77
Black

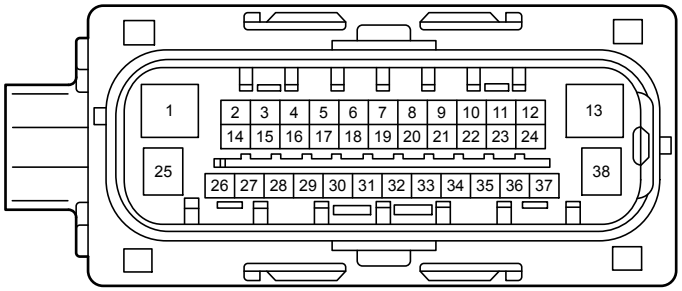


A 78
Black

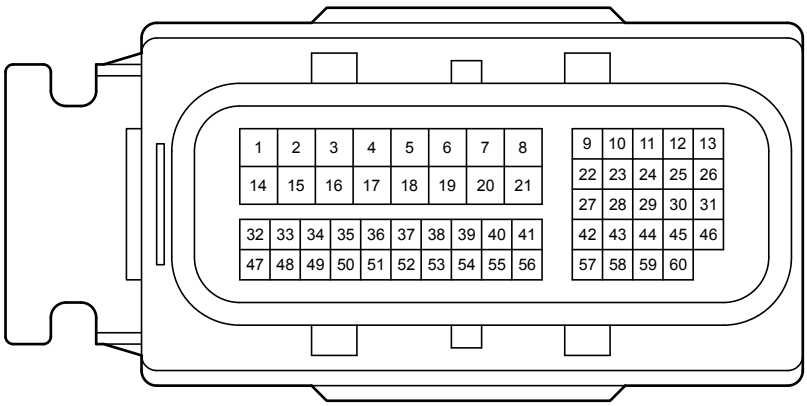


A 94
Black

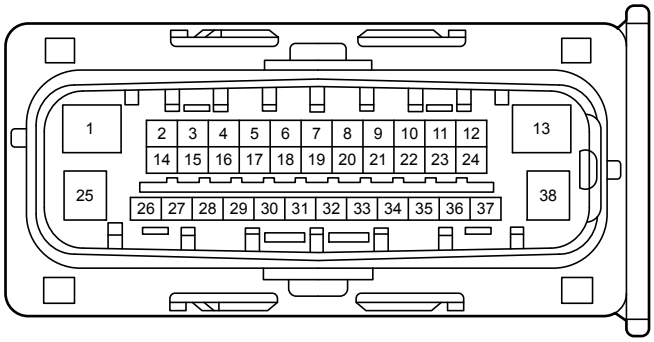


N 31
Black

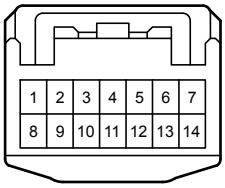


N 33
White

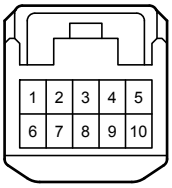

N 38
White

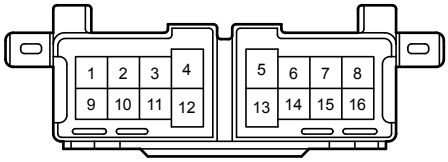


N 40
Black

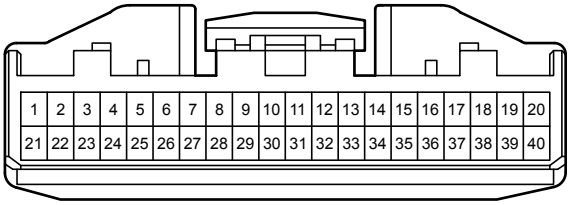


N 59
Black

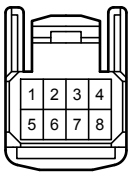


N102
White

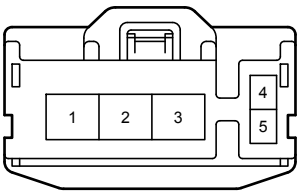


N103
White

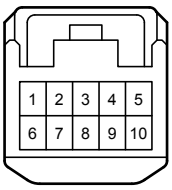


N104
White

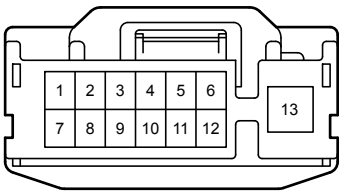


N132
Black

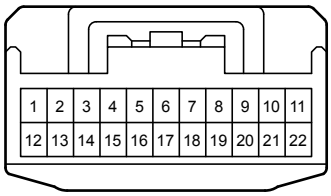


N134
Black

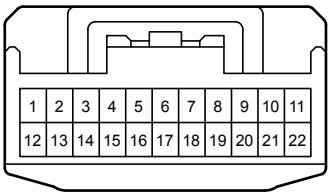


N172
White

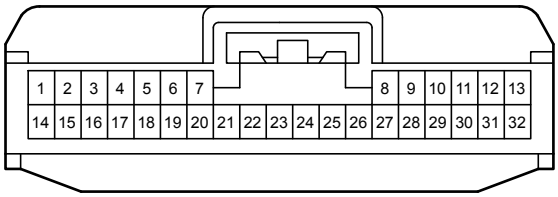


N176
Black

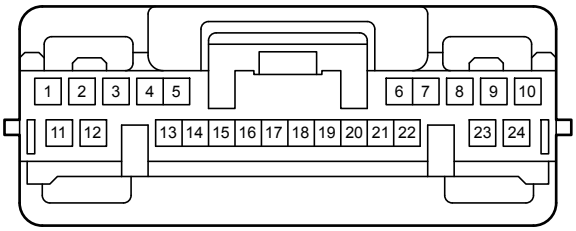


N180
Gray

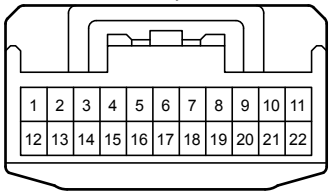


N181
Gray

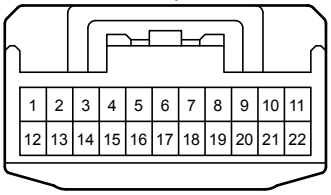


U 42
Black

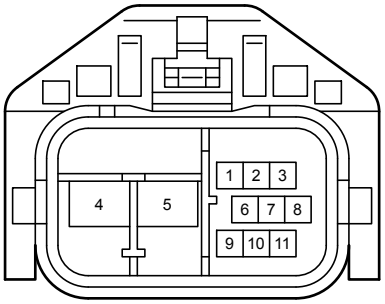


U 54
Blue

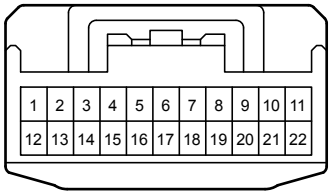


U 67
Gray

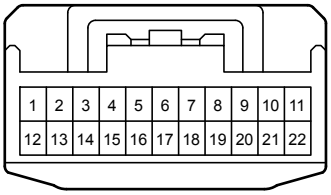


z 4
Black

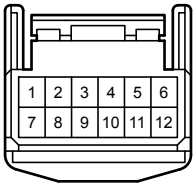

z 11
Black

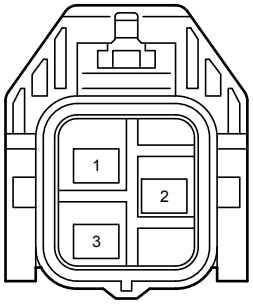


z 12
Black

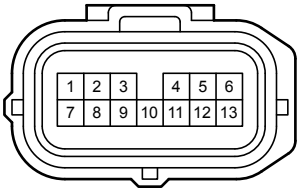


4B
White

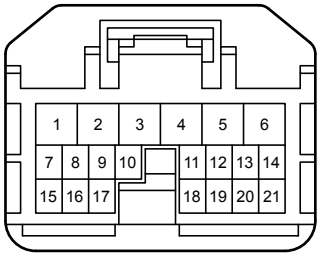


5A
White

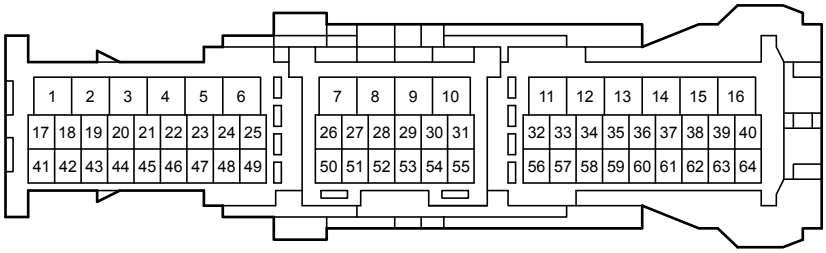


5B
White

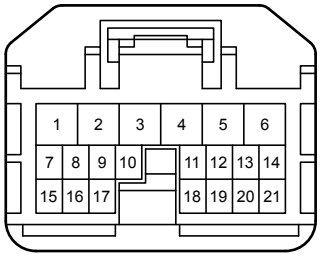


5D
White

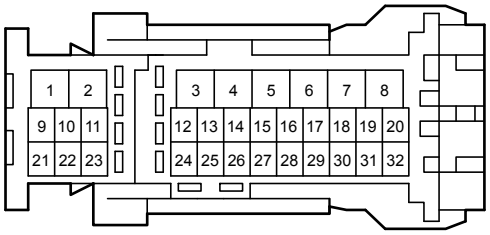


AU1
White

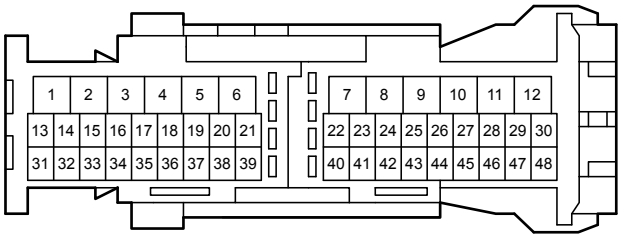


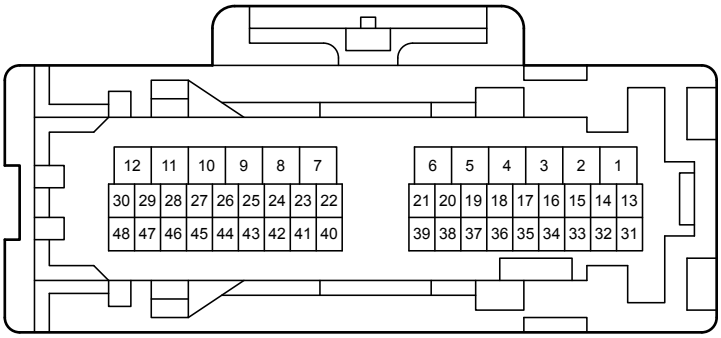


AU3
White

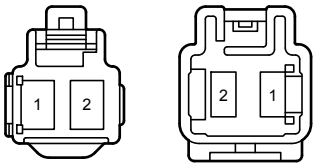

NA1
White

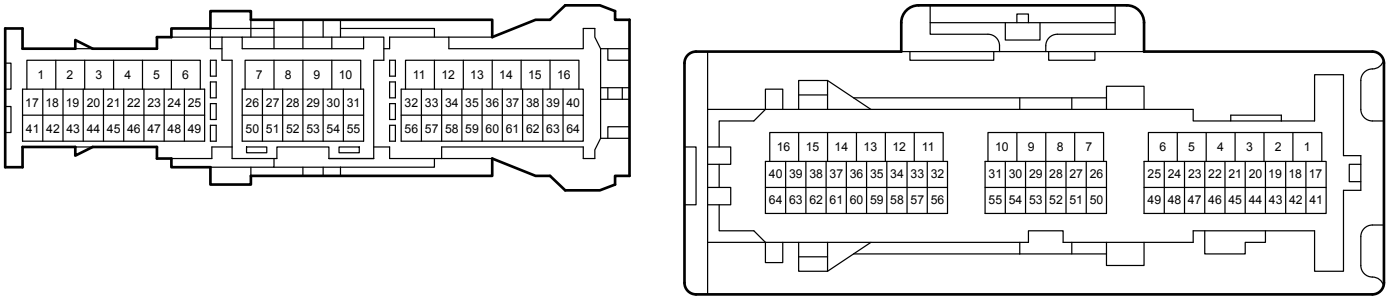


NA2
White

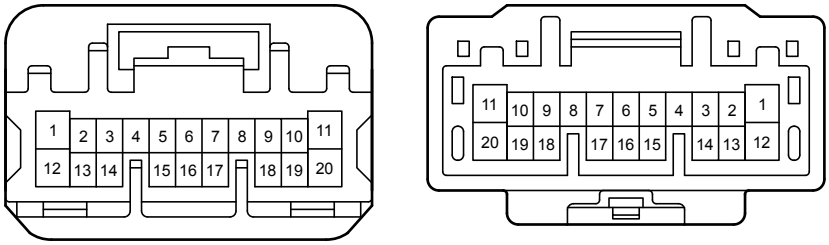


NA3
White

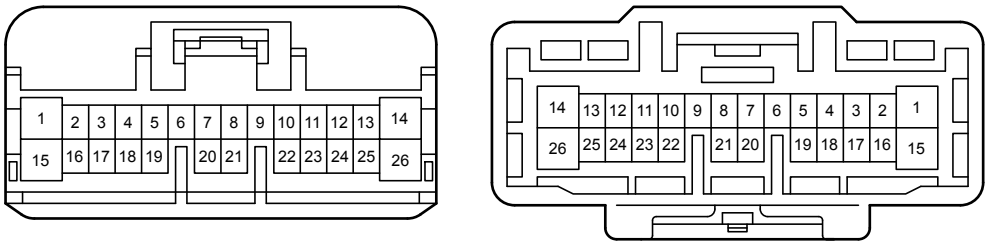


NA4
Gray

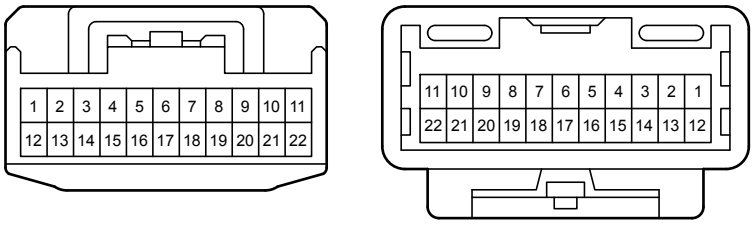

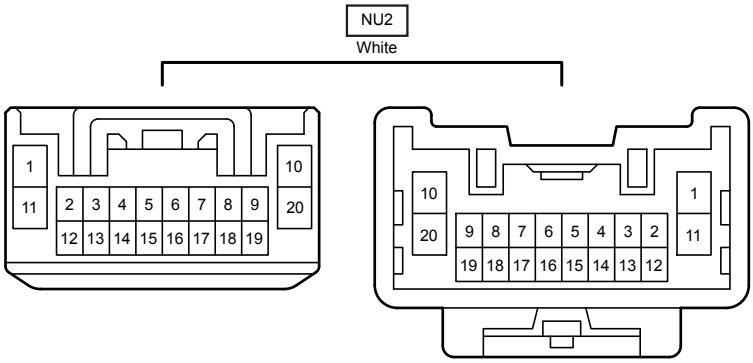
NU2
White
1
10
11
2 3 4 5 6 7 8 9
20
12 13 14 15 16 17 18 19
10
1
20
9 8 7 6 5 4 3 2
11
19 18 17 16 15 14 13 12

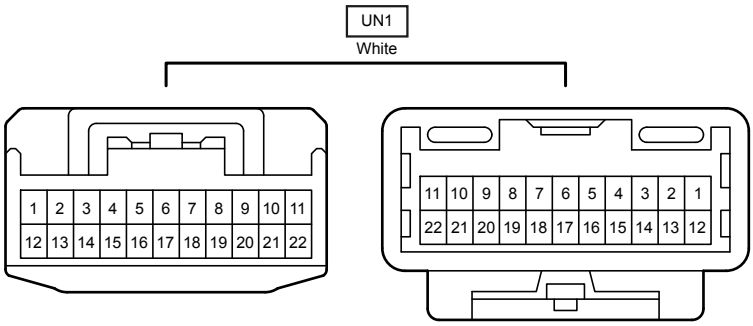
UN1
White
1 2 3 4 5 6 7 8 9 10 11
12 13 14 15 16 17 18 19 20 21 22
11 10 9 8 7 6 5 4 3 2 1
22 21 20 19 18 17 16 15 14 13 12