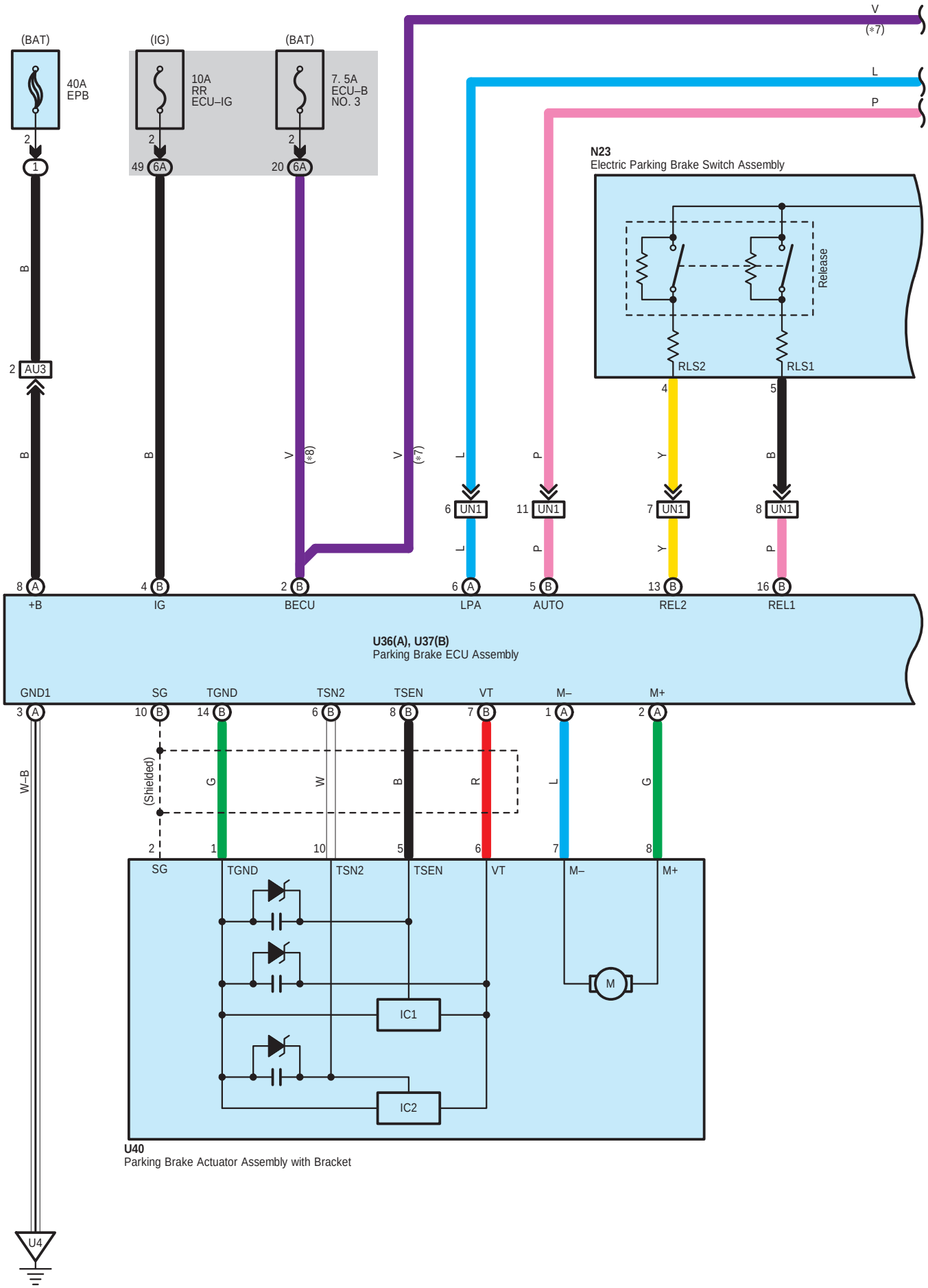
(BAT)
40A
EPB
(IG)
10A
RR
ECU–IG
(BAT)
7. 5A
ECU–B
NO. 3
V
(*7)
L
P
N23
Electric Parking Brake Switch Assembly
Release
RLS2
RLS1
AU3
UN1
+B
IG
BECU
LPA
AUTO
REL2
REL1
U36(A), U37(B)
Parking Brake ECU Assembly
GND1
SG
TGND
TSN2
TSEN
VT
M–
M+
(Shielded)
IC1
IC2
M
U40
Parking Brake Actuator Assembly with Bracket
U4

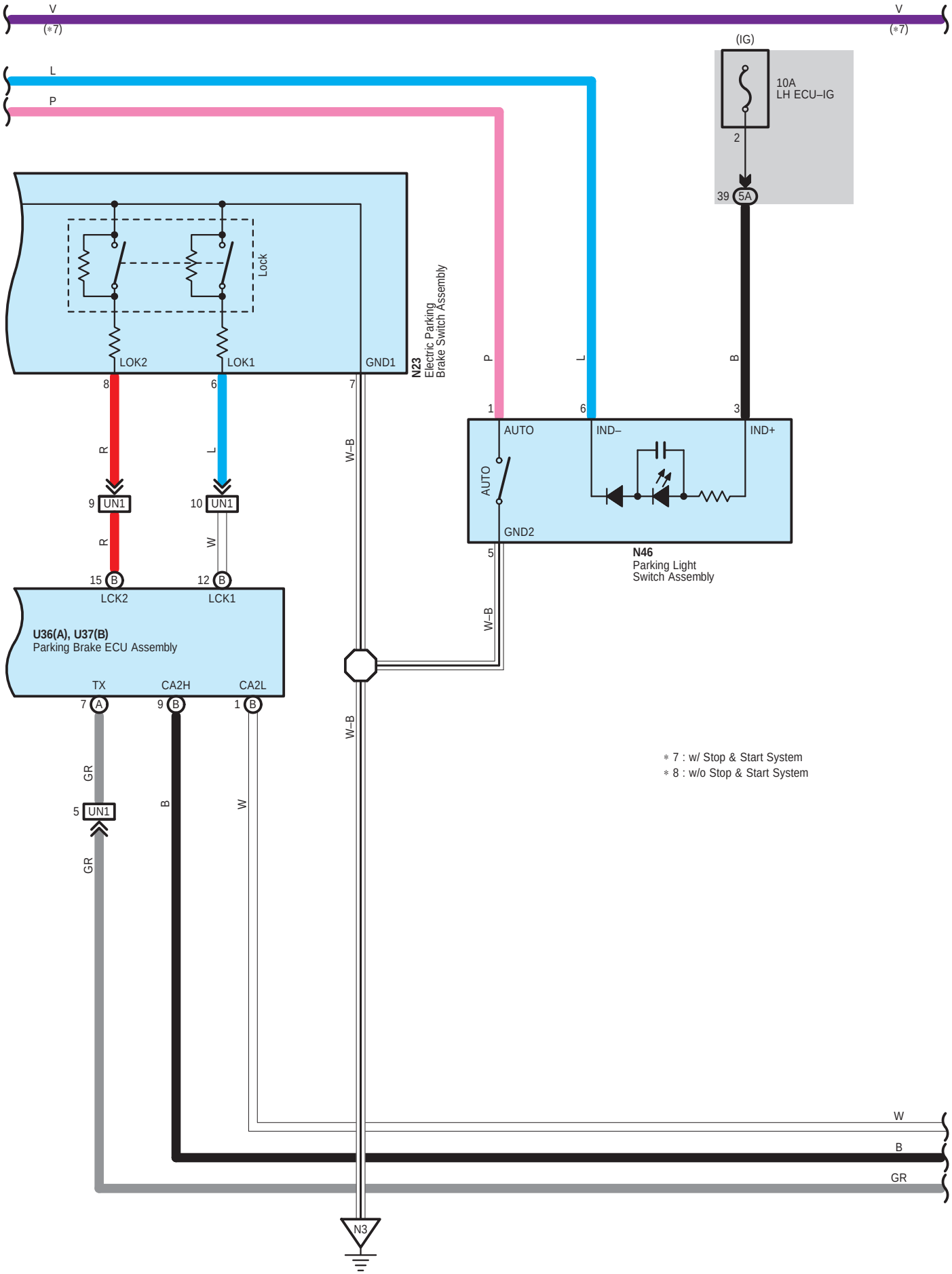
V
(*7)
V
(*7)
(IG)
10A
LH ECU–IG
2
39
5A
L
P
Lock
LOK2
LOK1
GND1
N23
Electric Parking
Brake Switch Assembly
8
6
7
R
L
W–B
9
UN1
10
UN1
R
W
15
B
12
B
LCK2
LCK1
U36(A), U37(B)
Parking Brake ECU Assembly
TX
CA2H
CA2L
7
A
9
B
1
B
GR
B
W
5
UN1
GR
W–B
P
L
B
1
6
3
AUTO
IND–
IND+
AUTO
GND2
5
N46
Parking Light
Switch Assembly
W–B
* 7 : w/ Stop & Start System
* 8 : w/o Stop & Start System
W
B
GR
N3

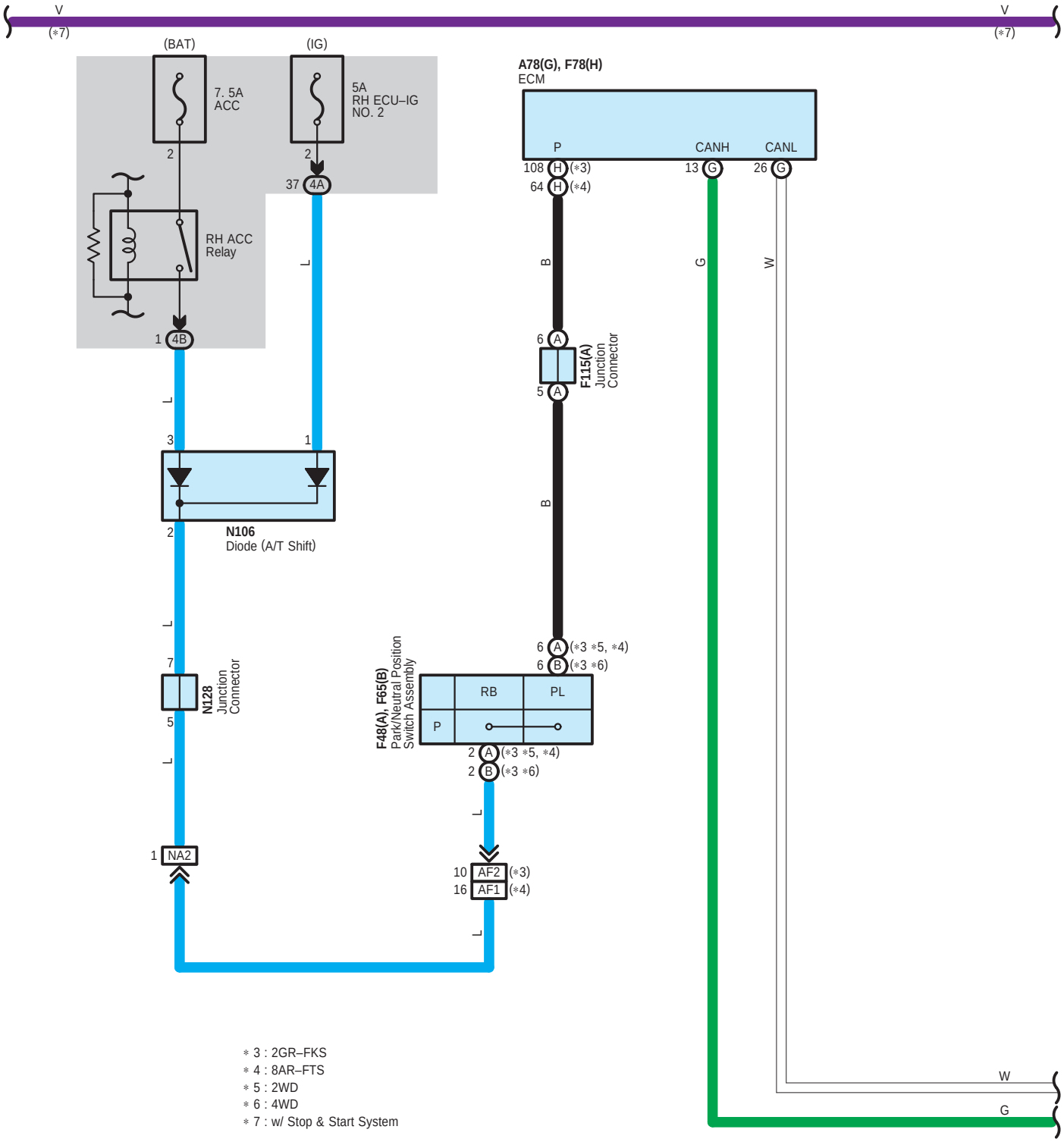
V
(*7)
V
(*7)
(BAT)
(IG)
7. 5A
ACC
5A
RH ECU–IG
NO. 2
2
2
37 4A
RH ACC
Relay
1 4B
L
L
3
1
2
N106
Diode (A/T Shift)
L
7
N128
Junction
Connector
5
L
1 NA2
A78(G), F78(H)
ECM
P
CANH
CANL
108 H (*3)
64 H (*4)
13 G
26 G
B
G
W
6 A
F115(A)
Junction
Connector
5 A
B
6 A (*3 *5, *4)
6 B (*3 *6)
F48(A), F65(B)
Park/Neutral Position
Switch Assembly
RB
PL
P
2 A (*3 *5, *4)
2 B (*3 *6)
L
10 AF2 (*3)
16 AF1 (*4)
L
W
G
* 3 : 2GR–FKS
* 4 : 8AR–FTS
* 5 : 2WD
* 6 : 4WD
* 7 : w/ Stop & Start System
W
W
B
B
GR
GR

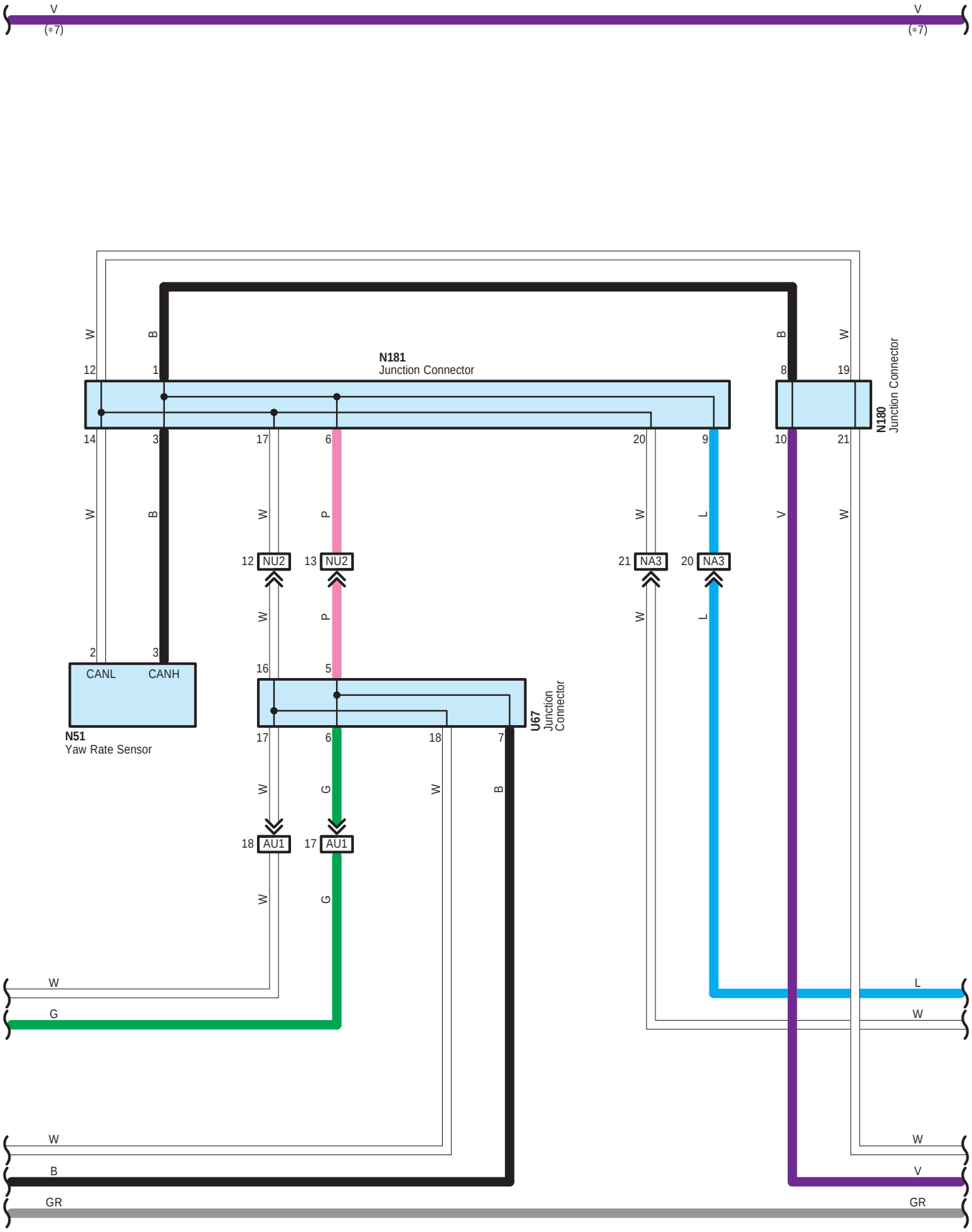
V
(*7)
V
(*7)
N181
Junction Connector
N180
Junction Connector
NU2
NU2
NA3
NA3
CANL
CANH
N51
Yaw Rate Sensor
U67
Junction
Connector
AU1
AU1
W
G
L
W
W
B
GR
W
V
GR

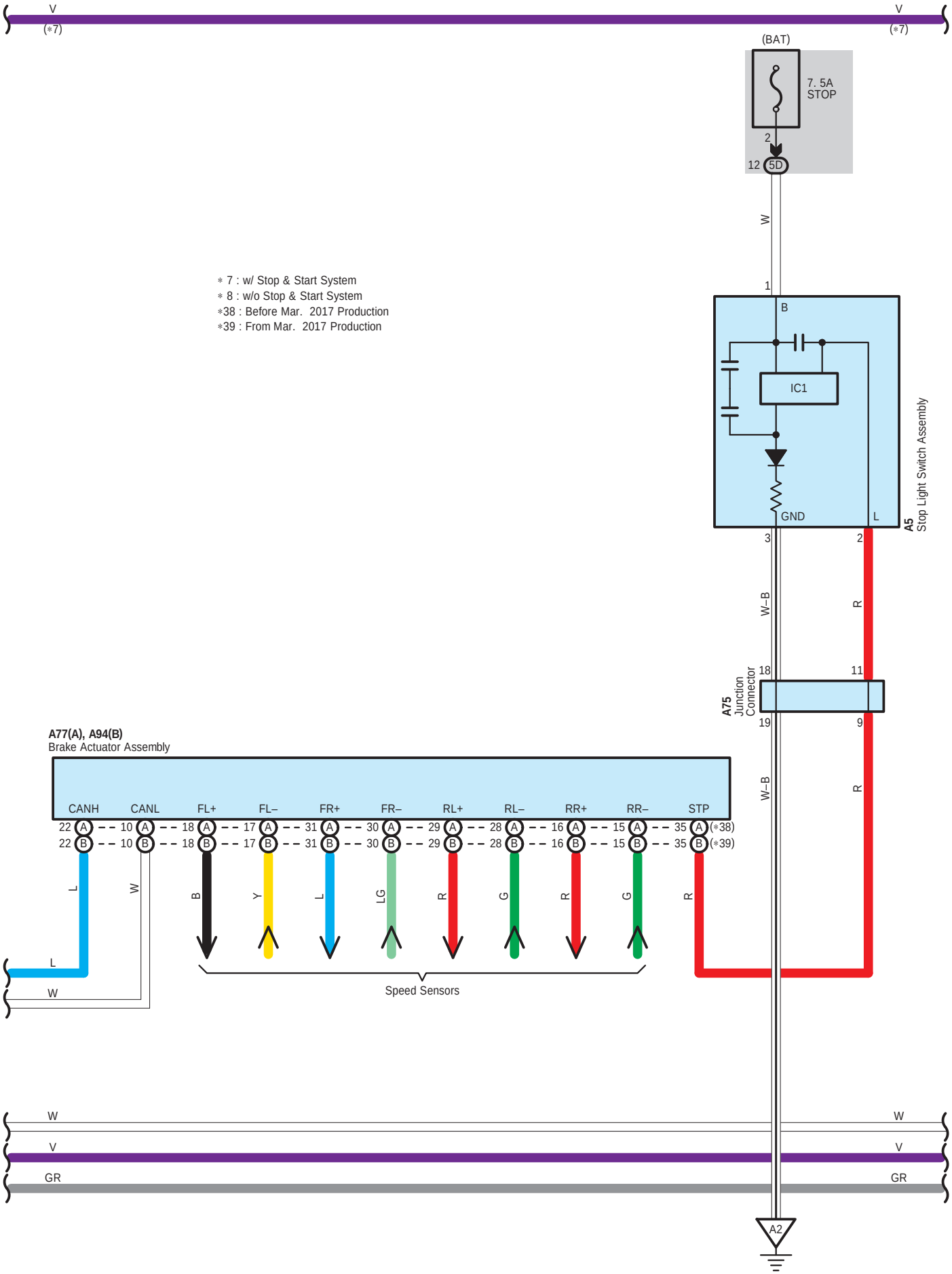
V
(*7)
V
(*7)
(BAT)
7. 5A
STOP
2
12
5D
W
1
B
IC1
GND
L
A5
Stop Light Switch Assembly
3
2
W–B
R
18
11
A75
Junction
Connector
19
9
W–B
R
* 7 : w/ Stop & Start System
* 8 : w/o Stop & Start System
*38 : Before Mar. 2017 Production
*39 : From Mar. 2017 Production
A77(A), A94(B)
Brake Actuator Assembly
CANH
CANL
FL+
FL–
FR+
FR–
RL+
RL–
RR+
RR–
STP
22 A
22 B
10 A
10 B
18 A
18 B
17 A
17 B
31 A
31 B
30 A
30 B
29 A
29 B
28 A
28 B
16 A
16 B
15 A
15 B
35 A (*38)
35 B (*39)
L
W
B
Y
L
LG
R
G
R
G
R
L
W
Speed Sensors
W
V
GR
W
V
GR
A2

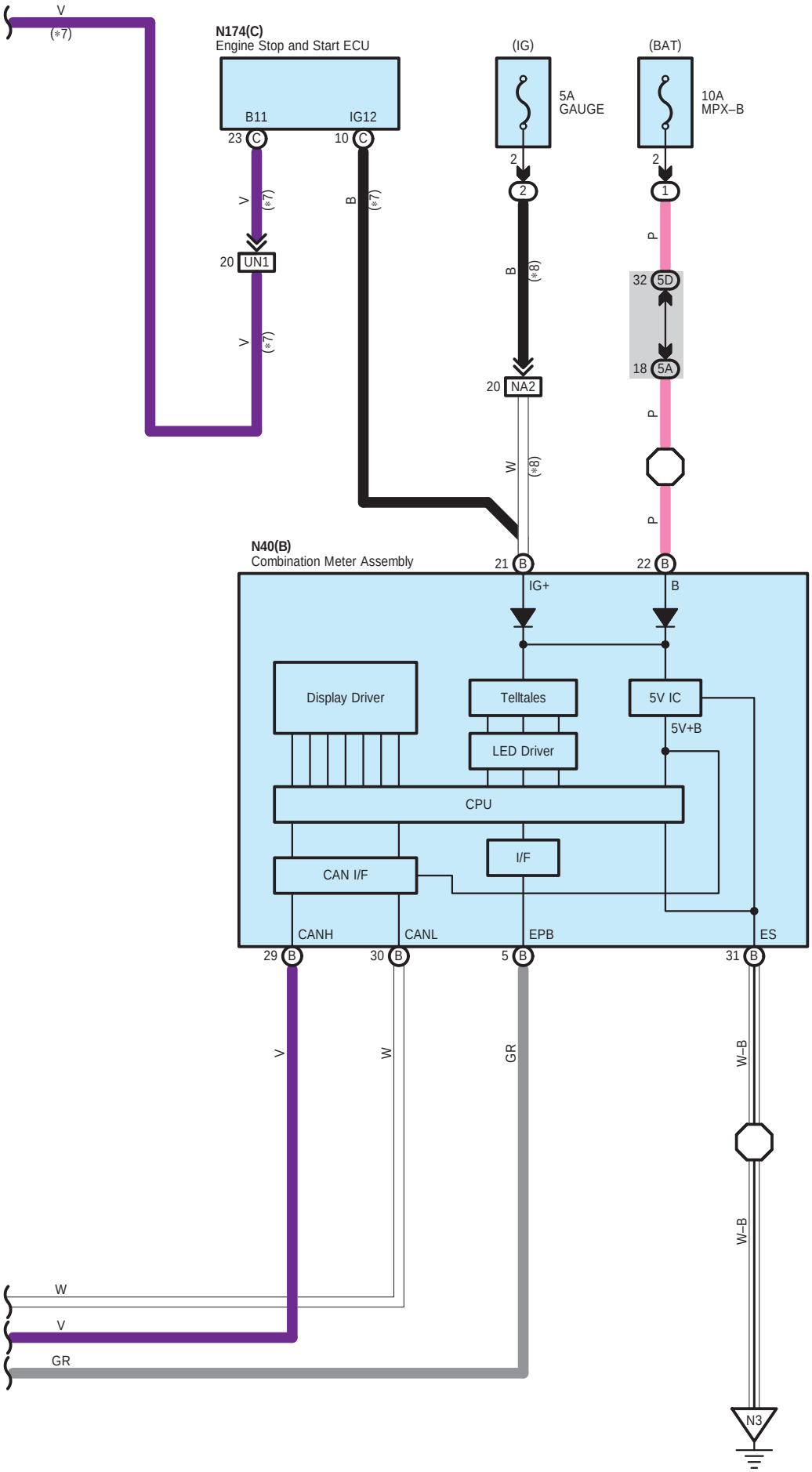
V
(*7)
N174(C)
Engine Stop and Start ECU
B11
IG12
23 C
10 C
V
(*7)
B
(*7)
20 UN1
V
(*7)
(IG)
5A
GAUGE
2
2
B
(*8)
20 NA2
W
(*8)
(BAT)
10A
MPX–B
2
1
P
32 5D
18 5A
P
P
N40(B)
Combination Meter Assembly
21 B
22 B
IG+
B
Display Driver
Telltales
5V IC
5V+B
LED Driver
CPU
I/F
CAN I/F
CANH
CANL
EPB
ES
29 B
30 B
5 B
31 B
V
W
GR
W–B
W–B
W
V
GR
N3

A 5
White

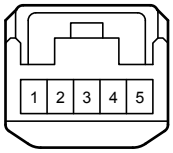

A 75
White

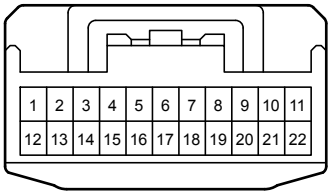

A 77
Black

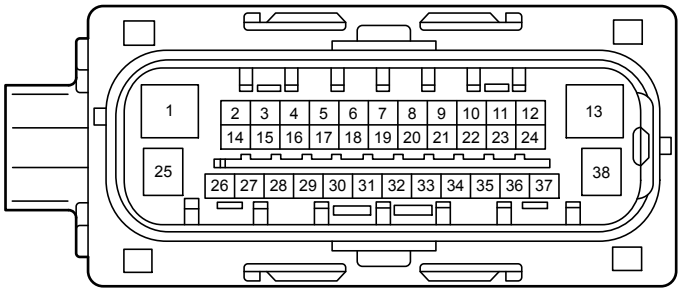

A 78
Black

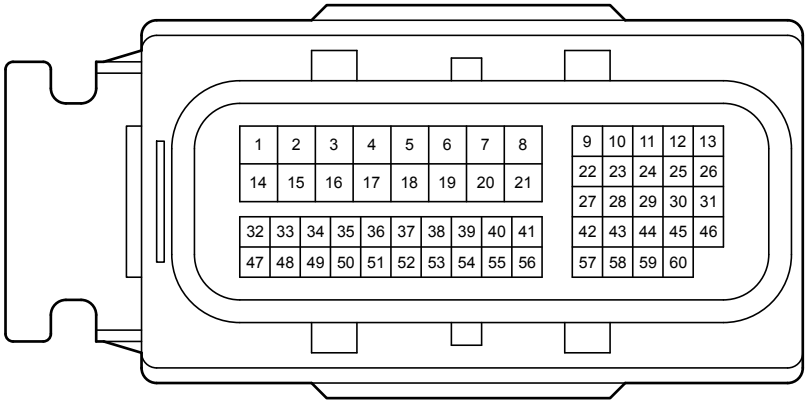

A 94
Black

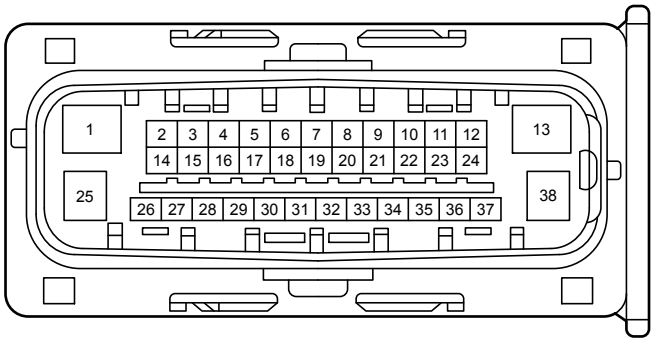

F 48
Black

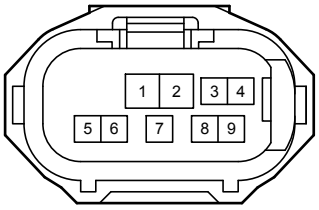

F 65
Gray

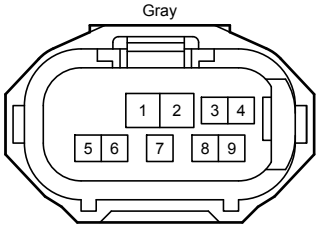

F 78
Black

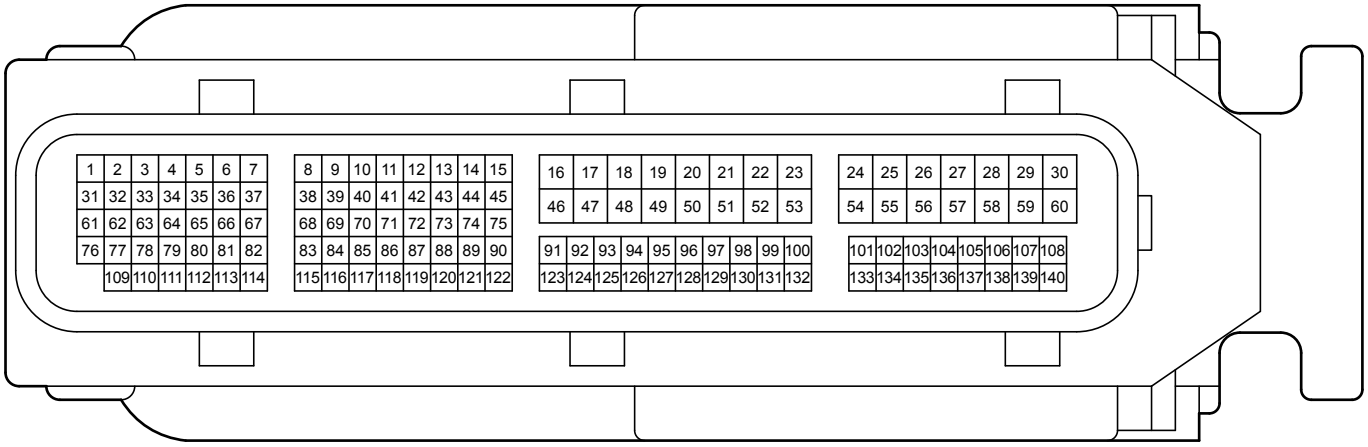

F115
Blue

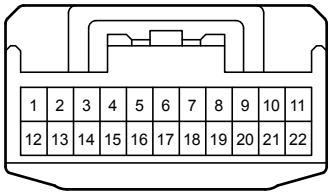

N 23
Black



N 40
Black

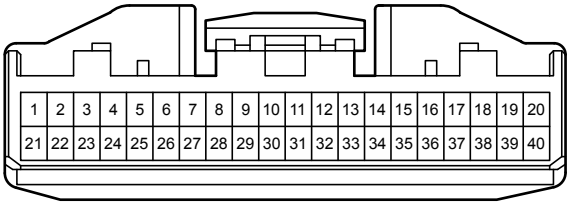

N 46
Blue

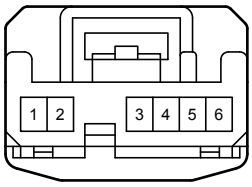

N 51
Black



N106
Gray

N128
Blue

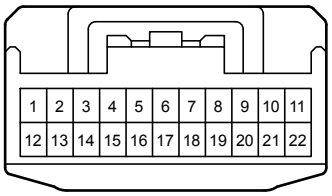

N174
Black

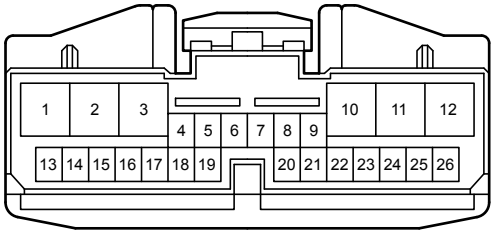

N180
Gray

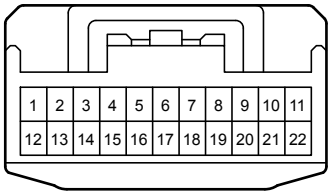

N181
Gray

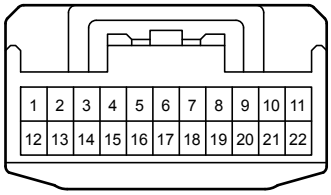

U 36
White

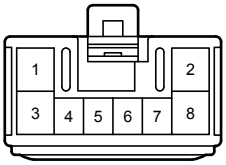

U 37
White



U 40
White

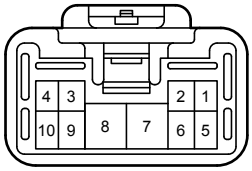

U 67
Gray

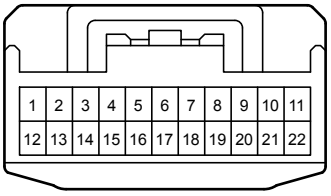

4A
White

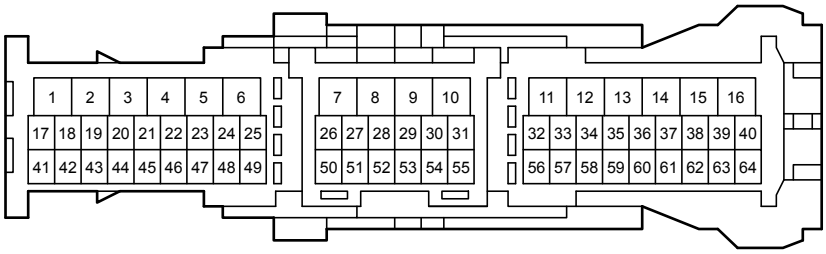

4B
White

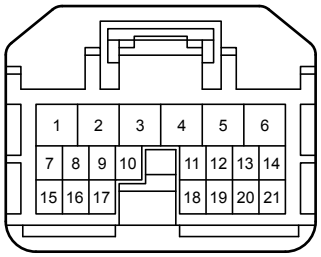

5A
White

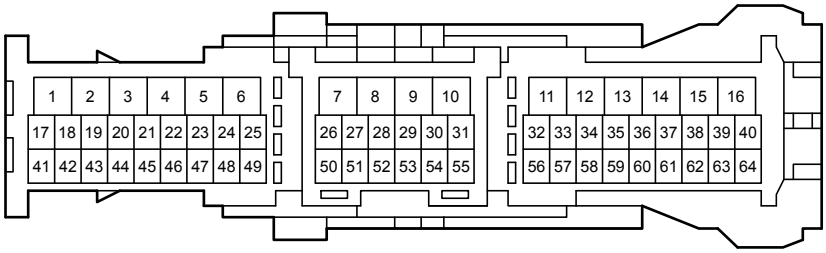

5D
White

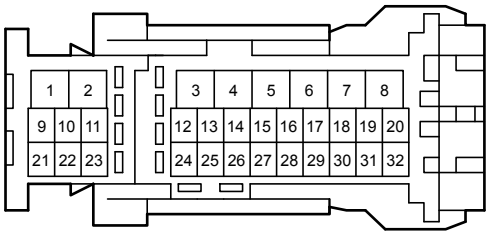

6A
White

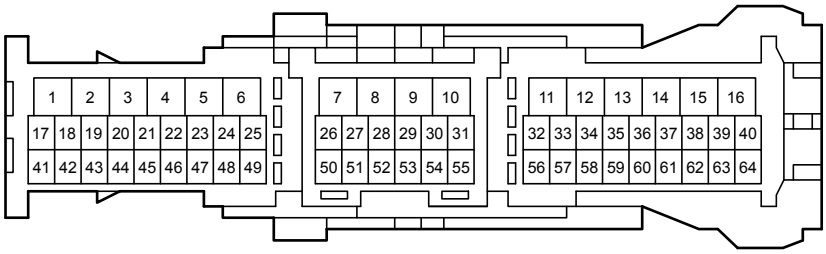

AF1
Gray

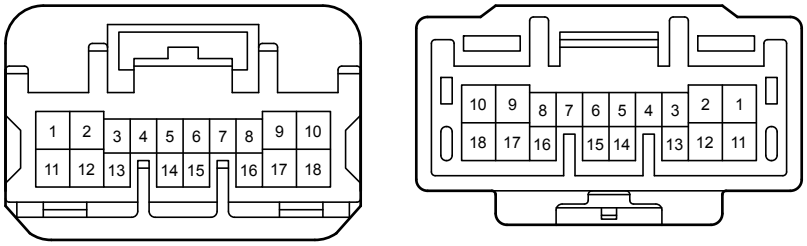

AF2
White

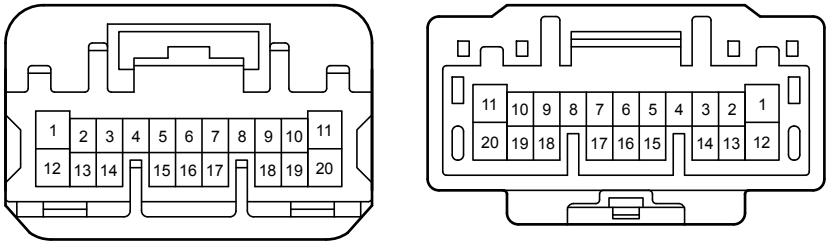

AU1
White

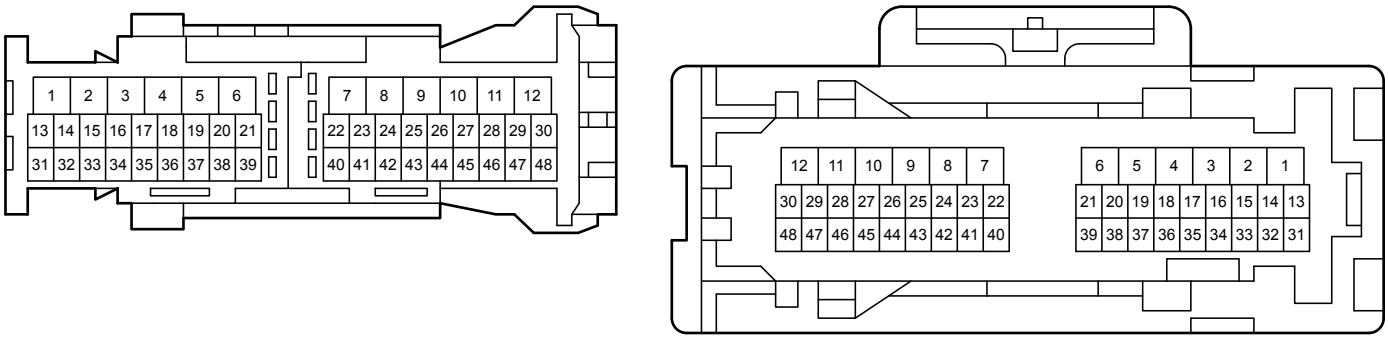

AU3
White

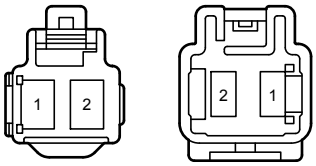

NA2
White

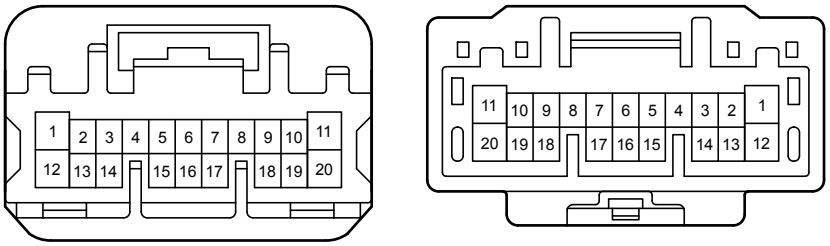

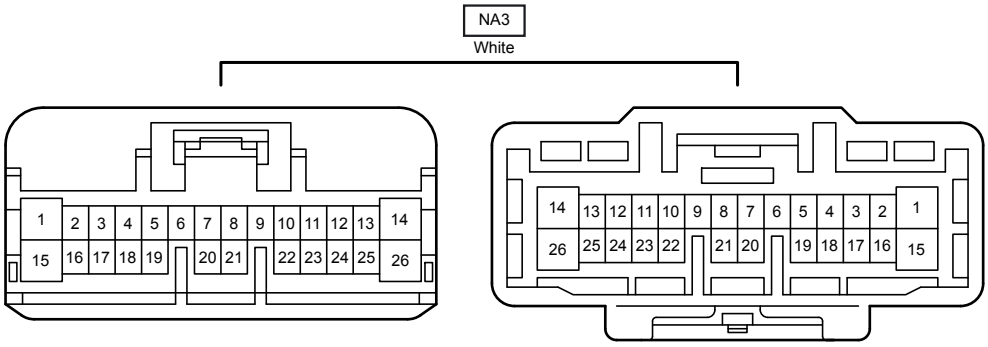
NA3
White
1 2 3 4 5 6 7 8 9 10 11 12 13 14
15 16 17 18 19 20 21 22 23 24 25 26
14 13 12 11 10 9 8 7 6 5 4 3 2 1
26 25 24 23 22 21 20 19 18 17 16 15

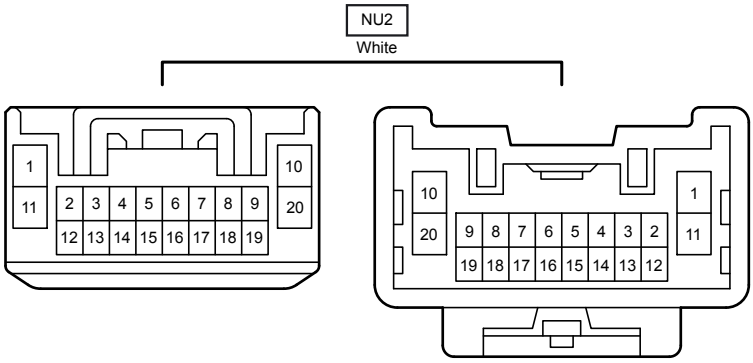
NU2
White
1 10
11 2 3 4 5 6 7 8 9 20
12 13 14 15 16 17 18 19
10 1
20 9 8 7 6 5 4 3 2 11
19 18 17 16 15 14 13 12

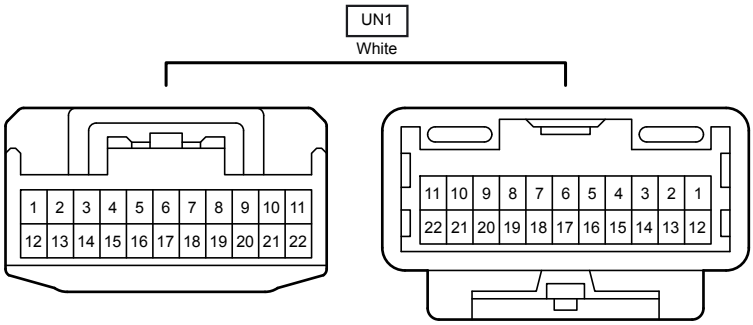
UN1
White
1 2 3 4 5 6 7 8 9 10 11
12 13 14 15 16 17 18 19 20 21 22
11 10 9 8 7 6 5 4 3 2 1
22 21 20 19 18 17 16 15 14 13 12