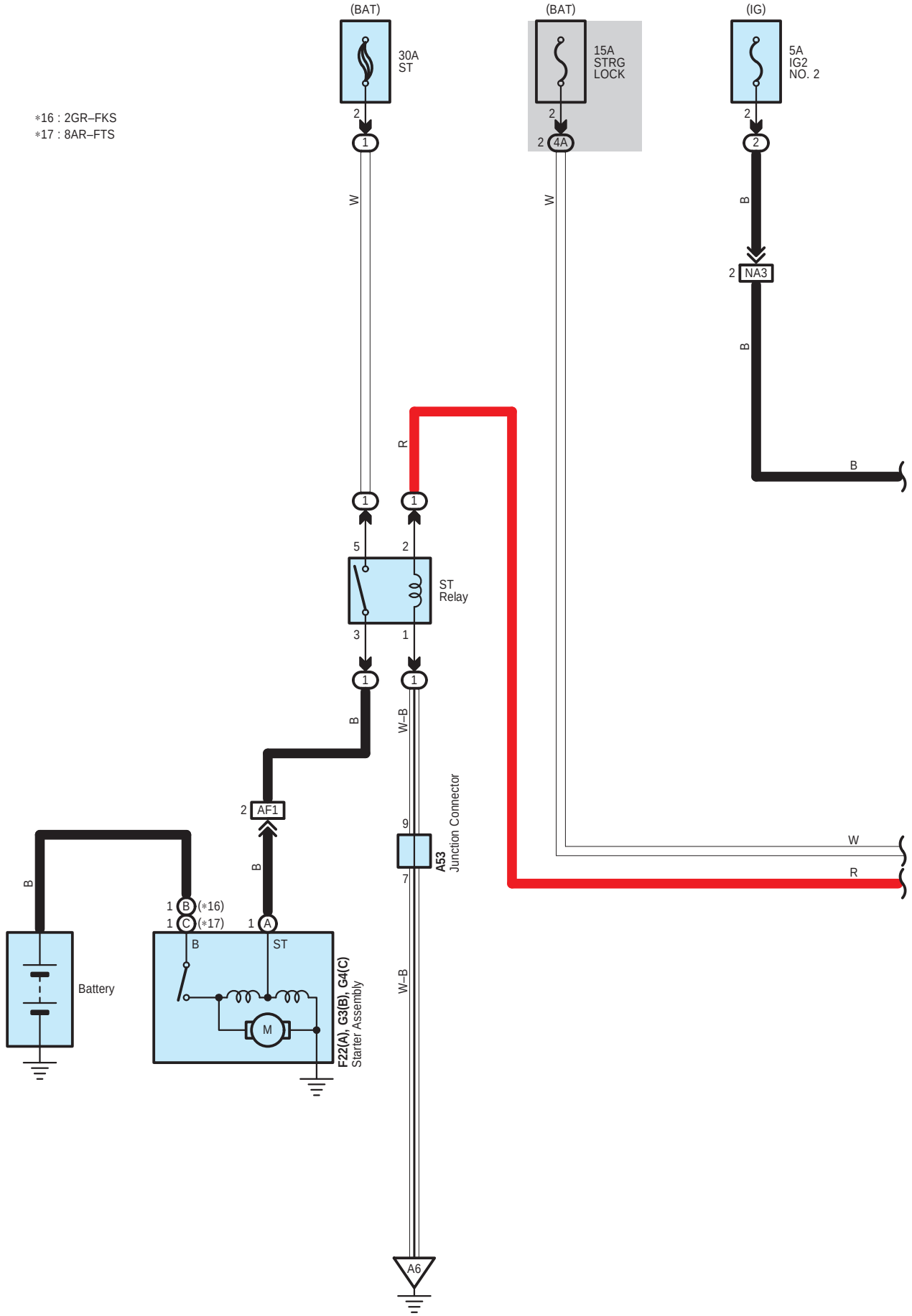
(BAT)
30A
ST
(BAT)
15A
STRG
LOCK
(IG)
5A
IG2
NO. 2
*16 : 2GR–FKS
*17 : 8AR–FTS
4A
NA3
ST
Relay
AF1
A53
Junction Connector
Battery
(*16)
(*17)
ST
M
F22(A), G3(B), G4(C)
Starter Assembly
A6
W
R
B
W–B

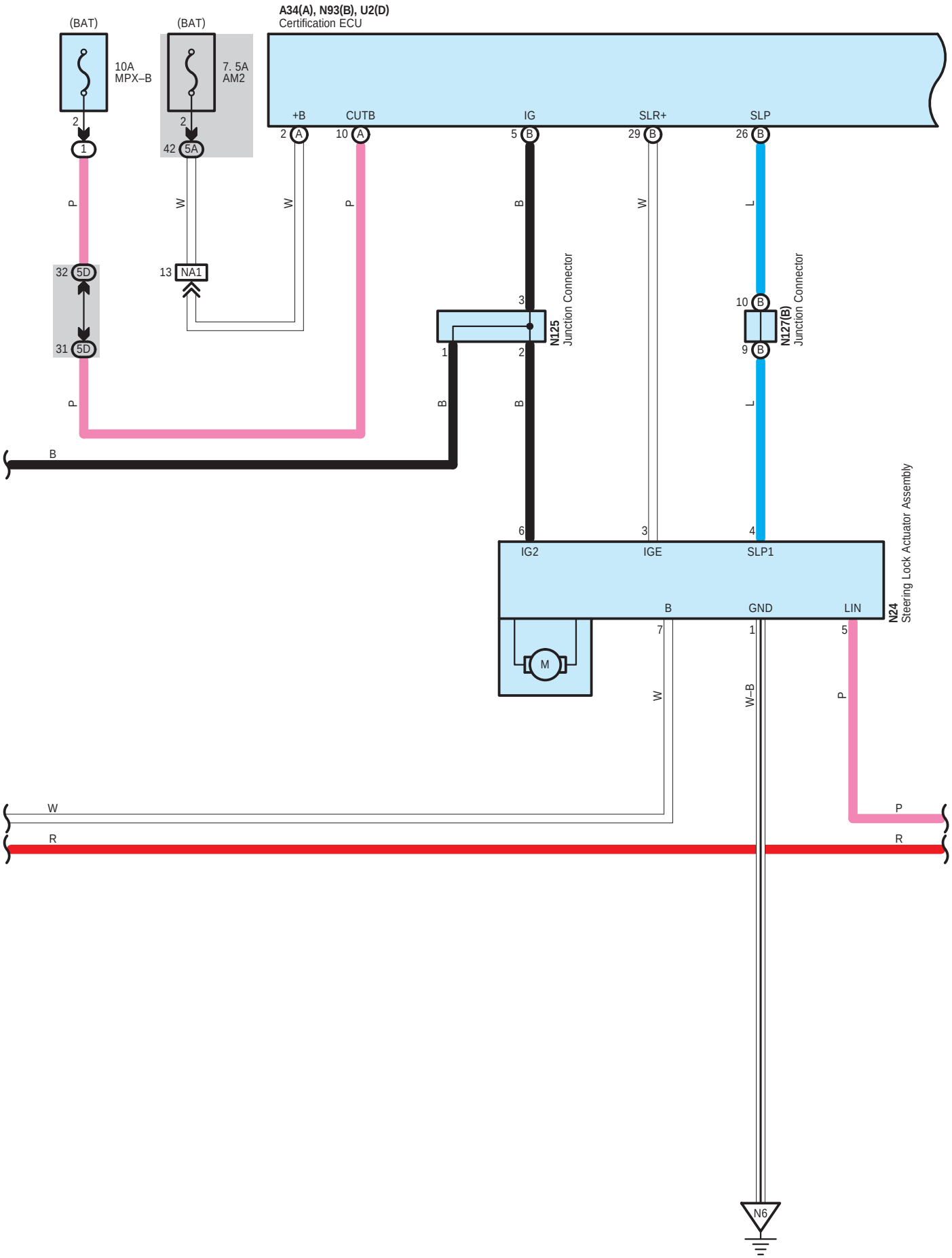
A34(A), N93(B), U2(D)
Certification ECU
(BAT)
10A
MPX–B
(BAT)
7. 5A
AM2
+B
CUTB
IG
SLR+
SLP
2 A
10 A
5 B
29 B
26 B
42 5A
32 5D
31 5D
13 NA1
N125
Junction Connector
N127(B)
Junction Connector
10 B
9 B
IG2
IGE
SLP1
B
GND
LIN
N24
Steering Lock Actuator Assembly
M
W–B
N6

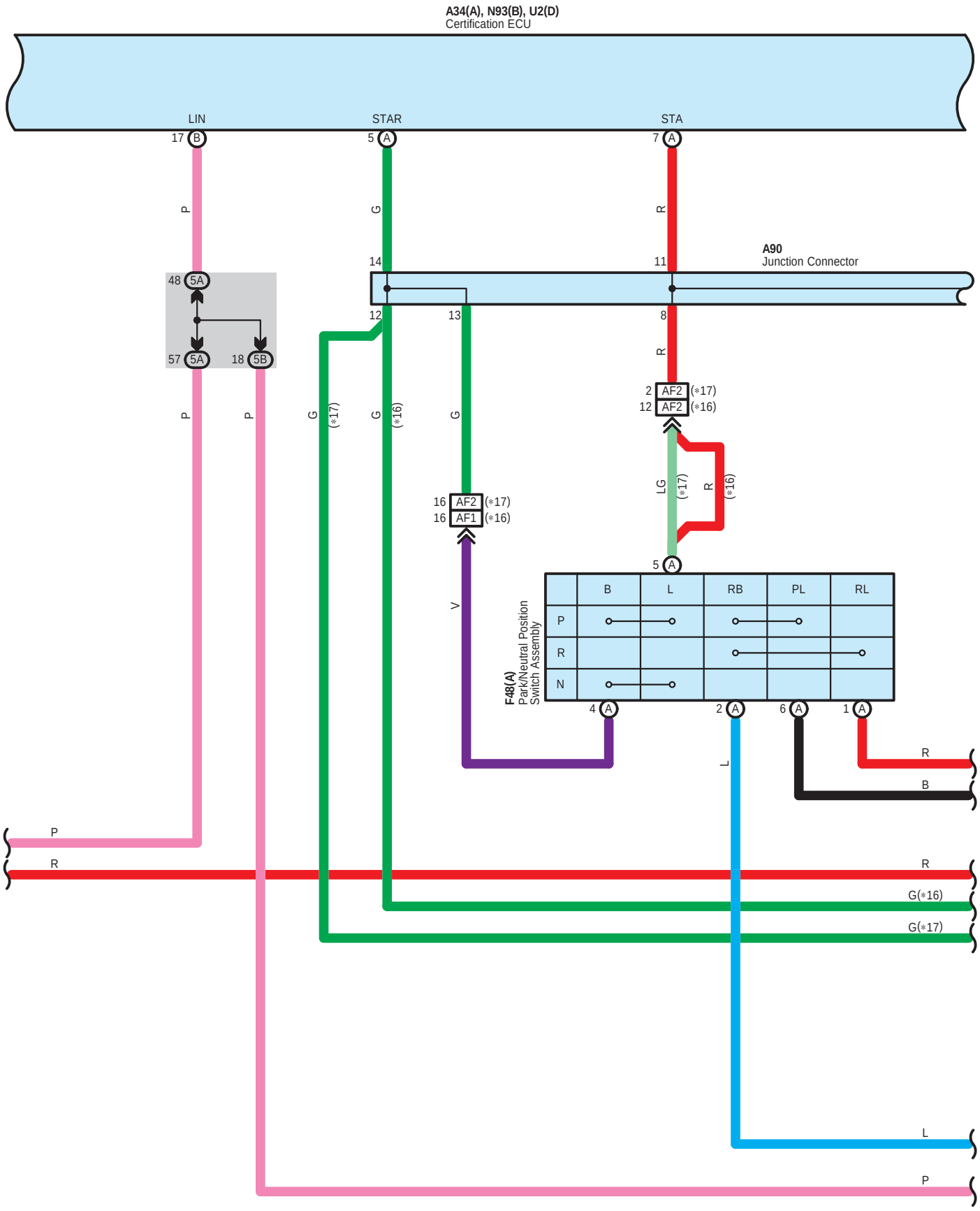
A34(A), N93(B), U2(D)
Certification ECU
LIN
STAR
STA
17 B
5 A
7 A
P
G
R
14
11
A90
Junction Connector
48 5A
12
13
8
57 5A
18 5B
R
2 AF2 (*17)
12 AF2 (*16)
P
P
G (*17)
G (*16)
G
16 AF2 (*17)
16 AF1 (*16)
LG (*17)
R (*16)
5 A
V
F48(A)
Park/Neutral Position Switch Assembly
B
L
RB
PL
RL
P
R
N
4 A
2 A
6 A
1 A
R
B
L
P
R
R
G(*16)
G(*17)
L
P

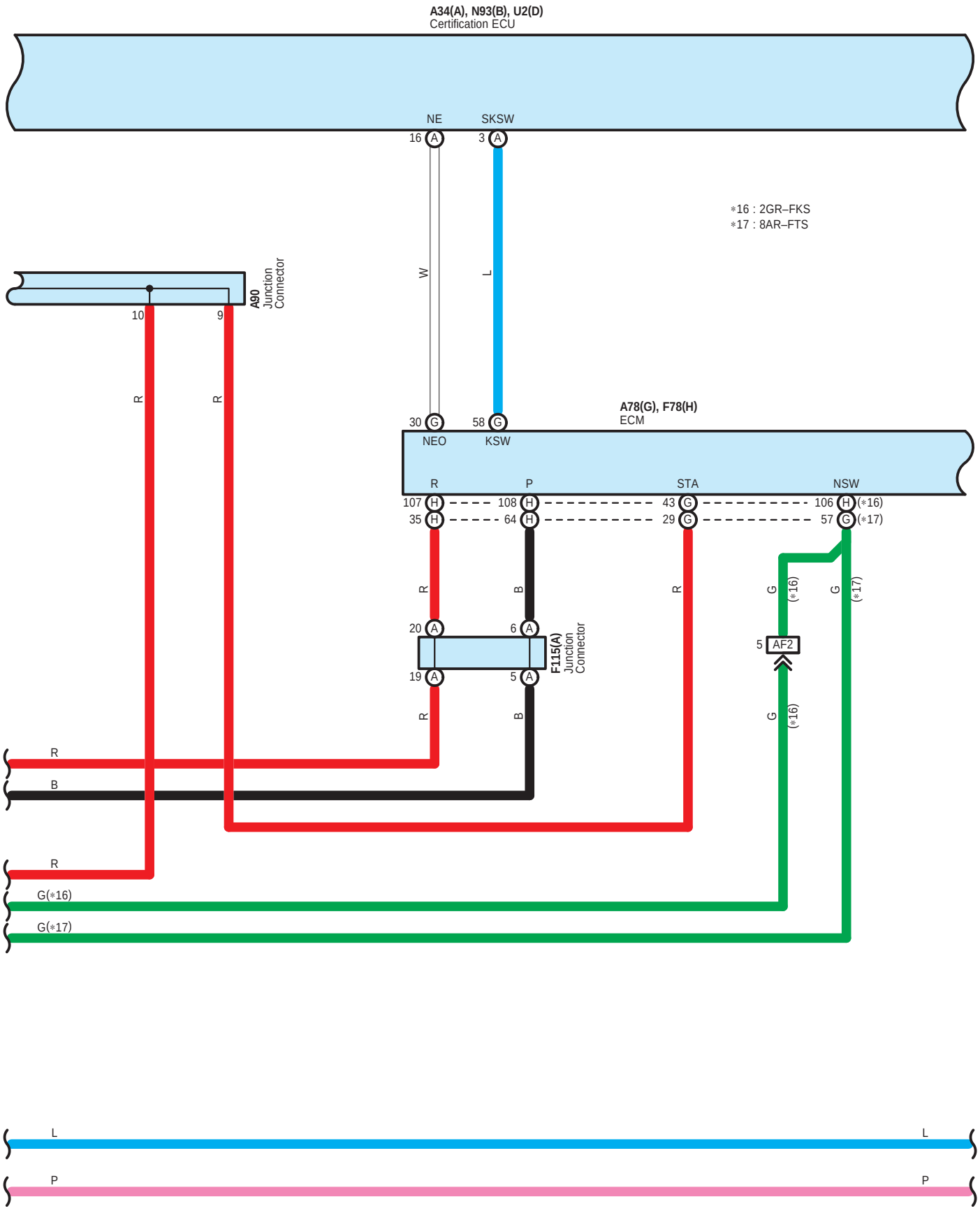
A34(A), N93(B), U2(D)
Certification ECU
NE
SKSW
16 A
3 A
∗16 : 2GR–FKS
∗17 : 8AR–FTS
W
L
A90
Junction
Connector
10
9
R
R
30 G
58 G
NEO
KSW
A78(G), F78(H)
ECM
R
P
STA
NSW
107 H
108 H
43 G
106 H (∗16)
35 H
64 H
29 G
57 G (∗17)
R
B
R
G (∗16)
G (∗17)
20 A
6 A
19 A
5 A
F115(A)
Junction
Connector
5 AF2
G (∗16)
R
B
R
G(∗16)
G(∗17)
L
L
P
P

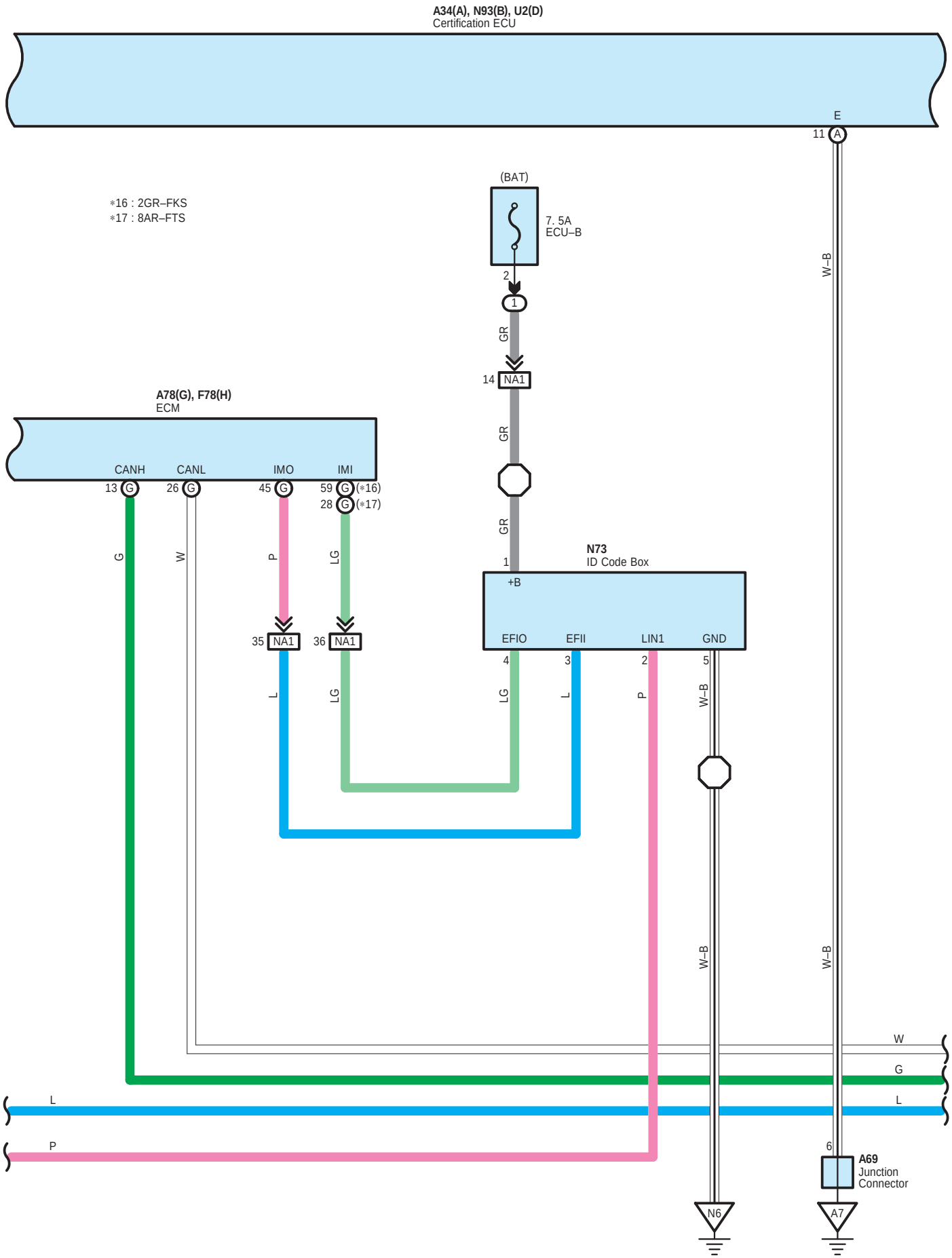
A34(A), N93(B), U2(D)
Certification ECU
E
11 A
W–B
(BAT)
7. 5A
ECU–B
2
1
GR
14 NA1
GR
GR
∗16 : 2GR–FKS
∗17 : 8AR–FTS
A78(G), F78(H)
ECM
CANH
CANL
IMO
IMI
13 G
26 G
45 G
59 G (∗16)
28 G (∗17)
G
W
P
LG
N73
ID Code Box
1
+B
35 NA1
36 NA1
EFIO
EFII
LIN1
GND
4
3
2
5
L
LG
LG
L
P
W–B
W–B
W–B
W
G
L
L
P
6
A69
Junction
Connector
N6
A7

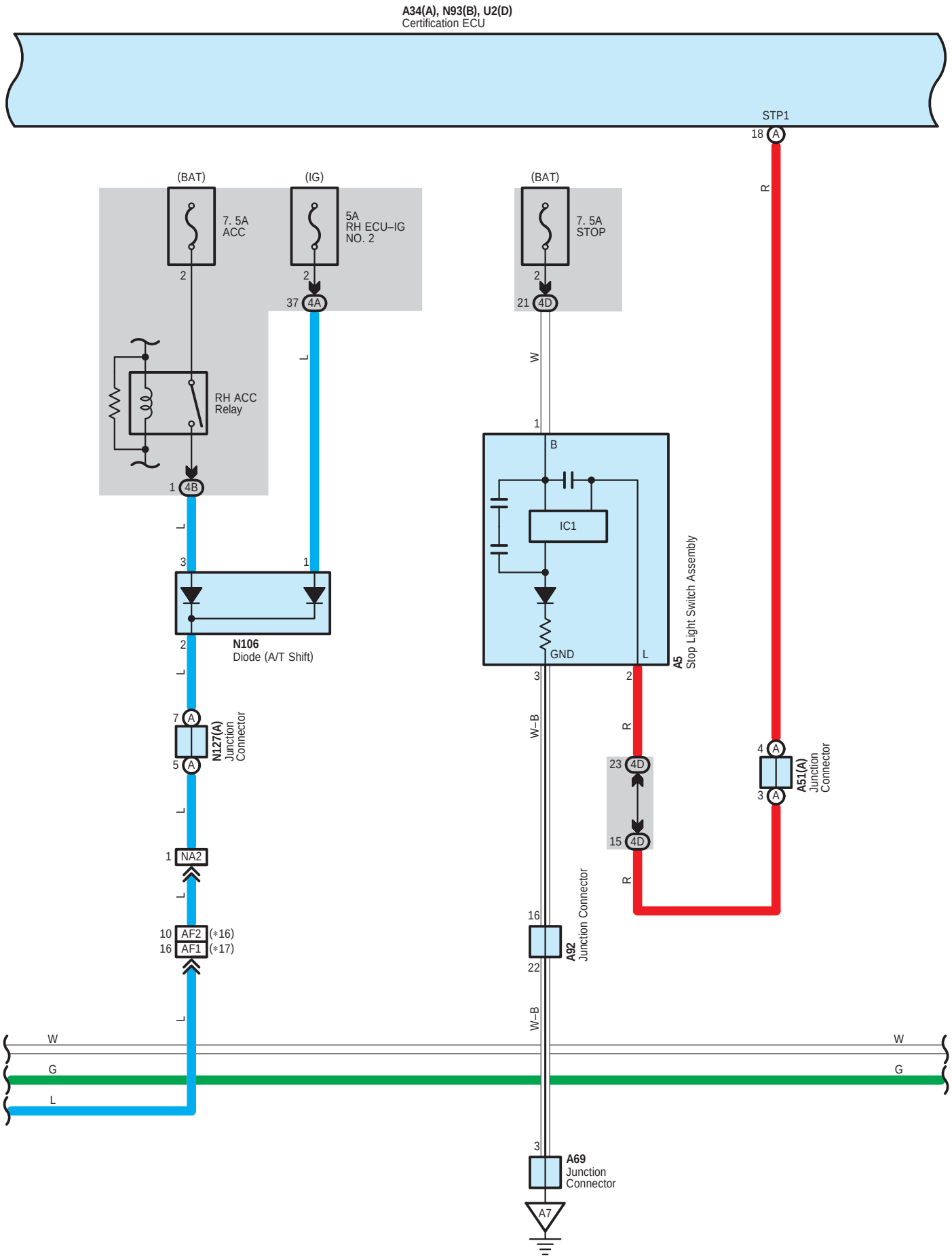
A34(A), N93(B), U2(D)
Certification ECU
STP1
18 A
R
(BAT)
7. 5A
ACC
2
(IG)
5A
RH ECU–IG
NO. 2
2
37 4A
L
RH ACC
Relay
1 4B
L
3
1
2
N106
Diode (A/T Shift)
L
7 A
5 A
N127(A)
Junction
Connector
L
1 NA2
L
10 AF2 (*16)
16 AF1 (*17)
L
(BAT)
7. 5A
STOP
2
21 4D
W
1
B
IC1
GND
L
A5
Stop Light Switch Assembly
3
2
W–B
R
23 4D
15 4D
R
4 A
3 A
A51(A)
Junction
Connector
16
22
A92
Junction Connector
W–B
W
G
L
W
G
3
A69
Junction
Connector
A7

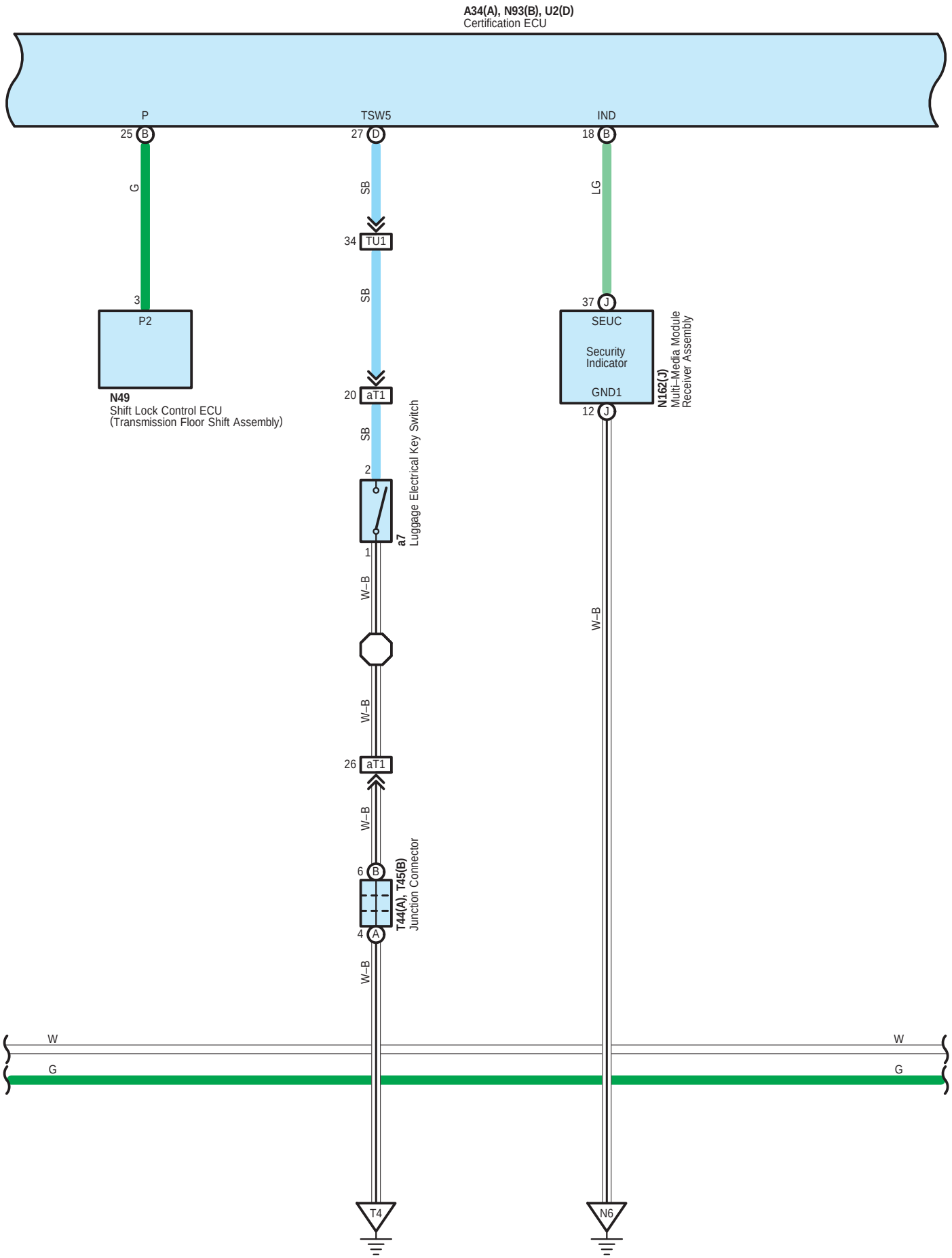
A34(A), N93(B), U2(D)
Certification ECU
P
TSW5
IND
25 B
27 D
18 B
G
SB
LG
34 TU1
SB
3
P2
37 J
SEUC
Security Indicator
GND1
N162(J)
Multi-Media Module Receiver Assembly
N49
Shift Lock Control ECU
(Transmission Floor Shift Assembly)
20 aT1
12 J
SB
2
a7
Luggage Electrical Key Switch
1
W–B
W–B
W–B
26 aT1
W–B
6 B
T44(A), T45(B)
Junction Connector
4 A
W–B
W
G
W
G
T4
N6

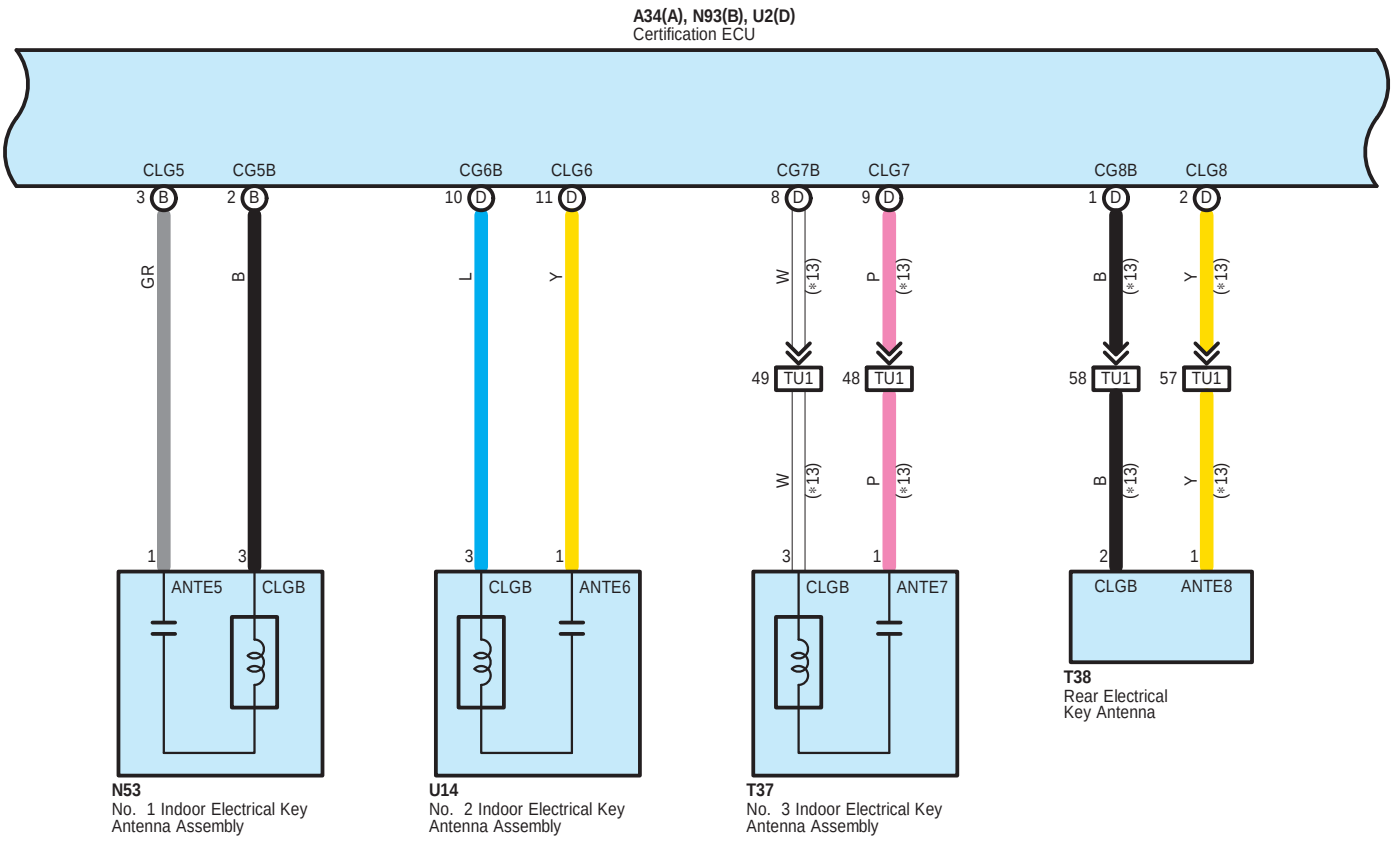

*13 : w/ Entry Function

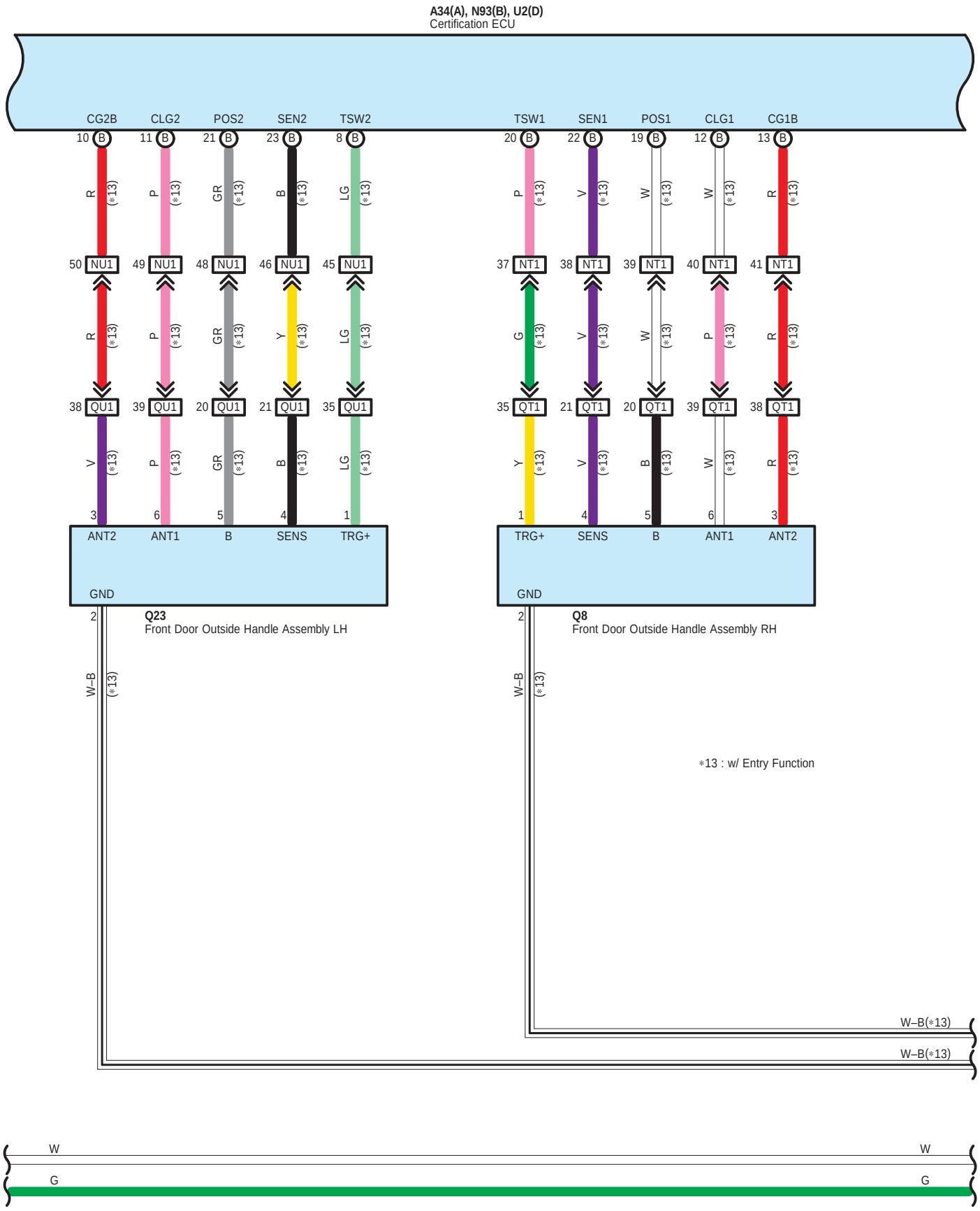
A34(A), N93(B), U2(D)
Certification ECU
CG2B
CLG2
POS2
SEN2
TSW2
TSW1
SEN1
POS1
CLG1
CG1B
NU1
NT1
QU1
QT1
ANT2
ANT1
B
SENS
TRG+
GND
Q23
Front Door Outside Handle Assembly LH
Q8
Front Door Outside Handle Assembly RH
W–B
(∗13)
∗13 : w/ Entry Function
W–B(∗13)
W
G

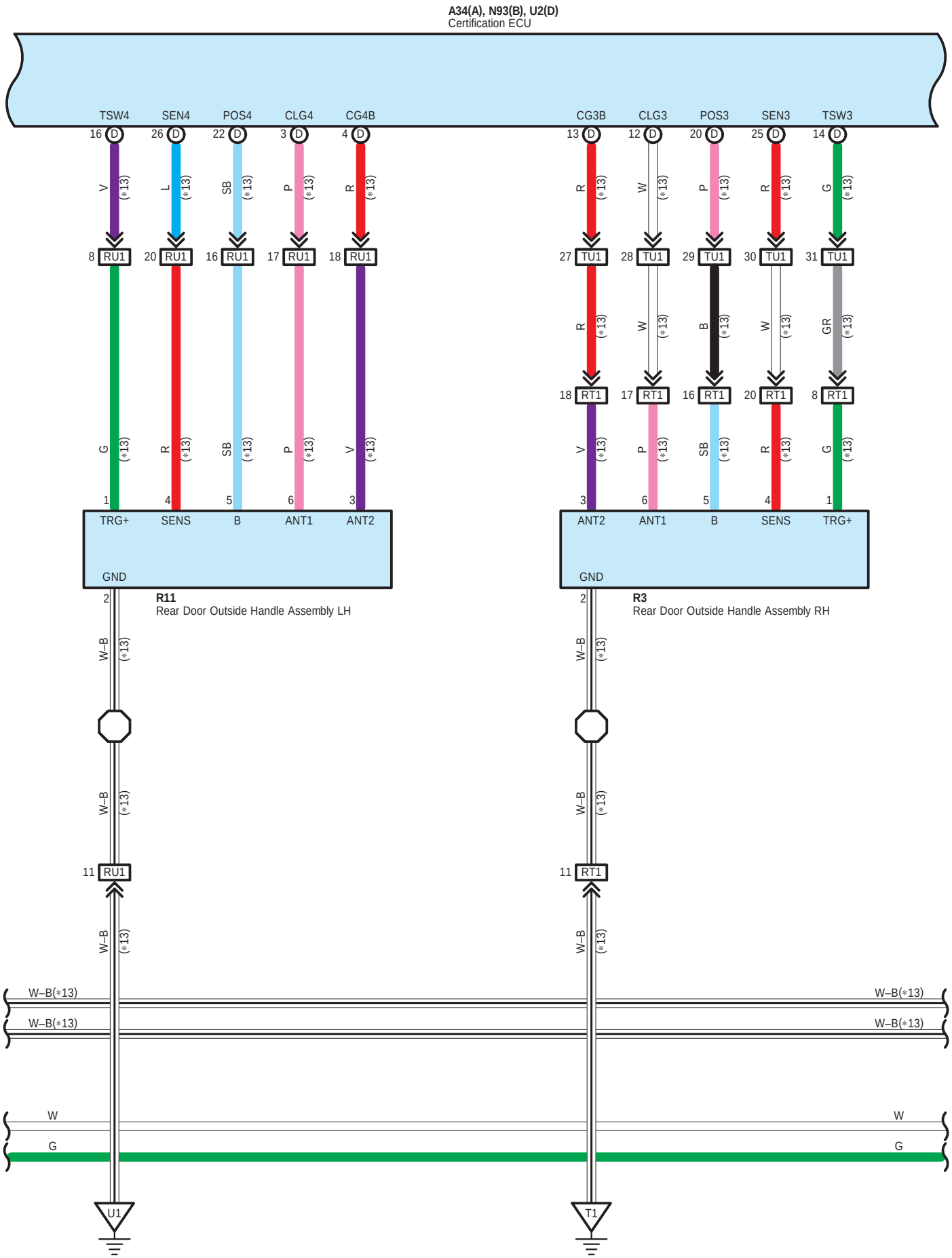
A34(A), N93(B), U2(D)
Certification ECU
TSW4
SEN4
POS4
CLG4
CG4B
CG3B
CLG3
POS3
SEN3
TSW3
RU1
TU1
RT1
TRG+
SENS
B
ANT1
ANT2
GND
R11
Rear Door Outside Handle Assembly LH
R3
Rear Door Outside Handle Assembly RH
W–B(∗13)
W
G
U1
T1

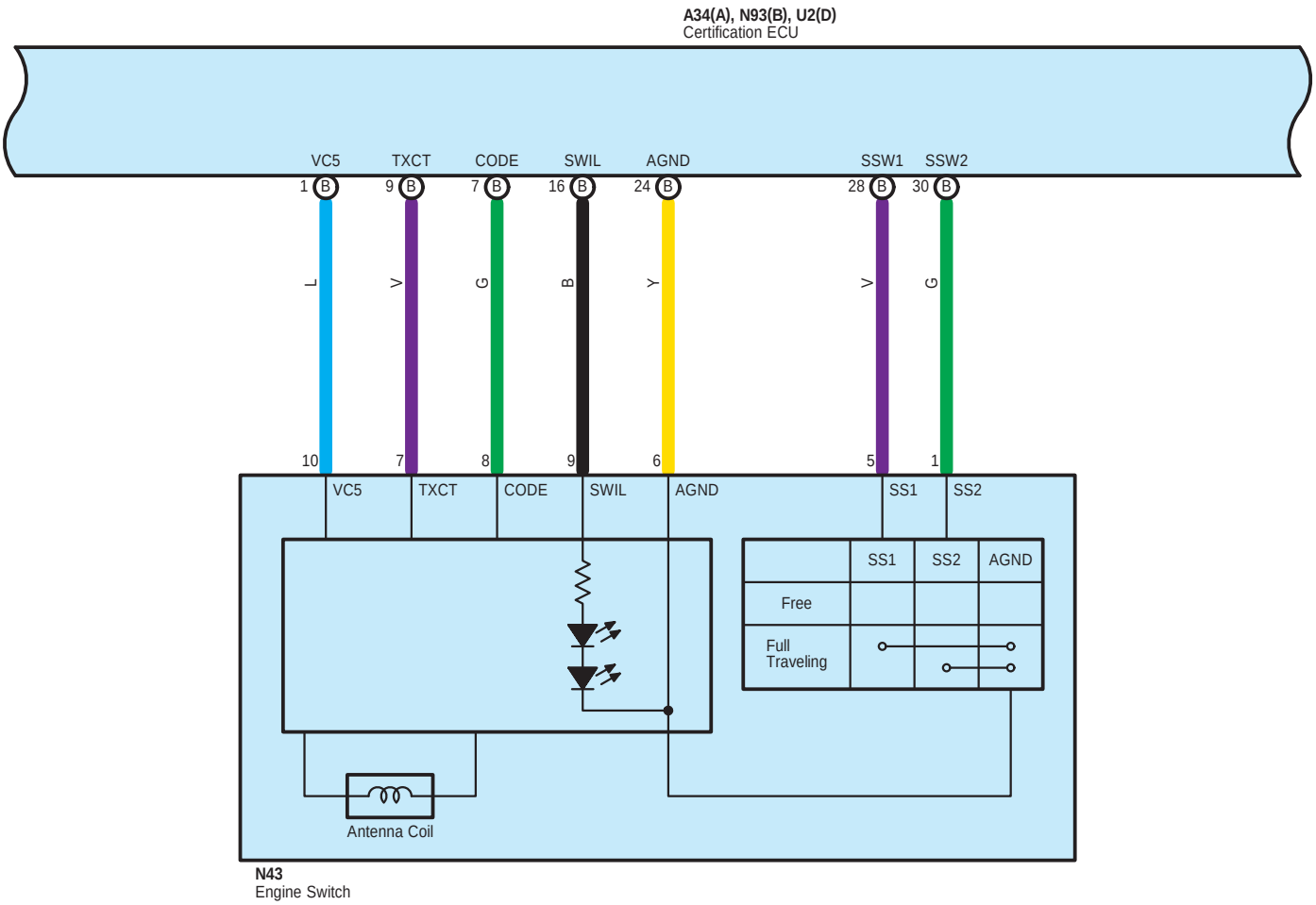

∗13 : w/ Entry Function



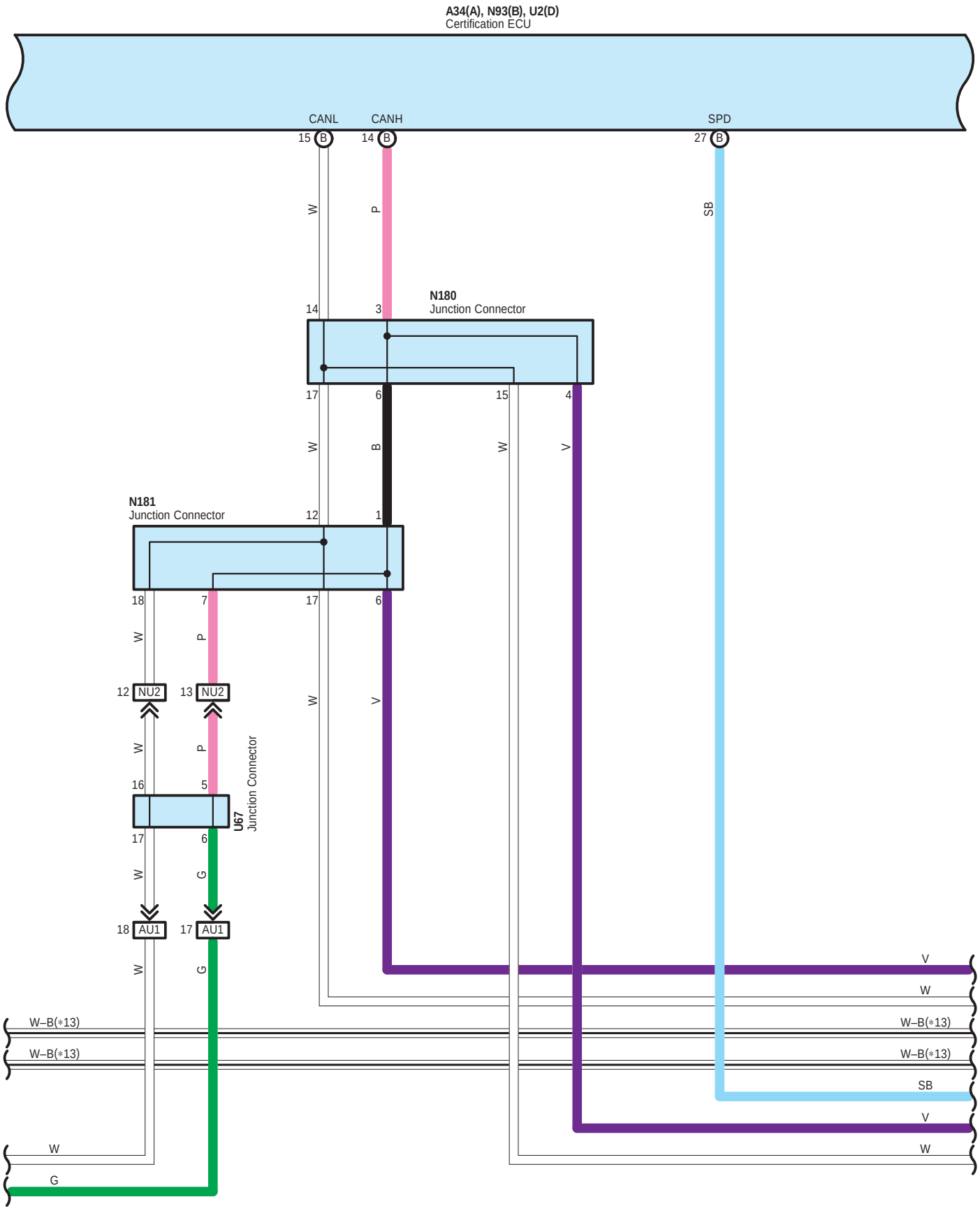
A34(A), N93(B), U2(D)
Certification ECU
CANL
CANH
SPD
15 B
14 B
27 B
W
P
SB
N180
Junction Connector
14
3
17
6
15
4
W
B
W
V
N181
Junction Connector
12
1
18
7
17
6
W
P
12 NU2
13 NU2
W
V
W
P
16
5
U67
Junction Connector
17
6
W
G
18 AU1
17 AU1
W
G
V
W
W–B(∗13)
W–B(∗13)
W–B(∗13)
W–B(∗13)
SB
V
W
W
G

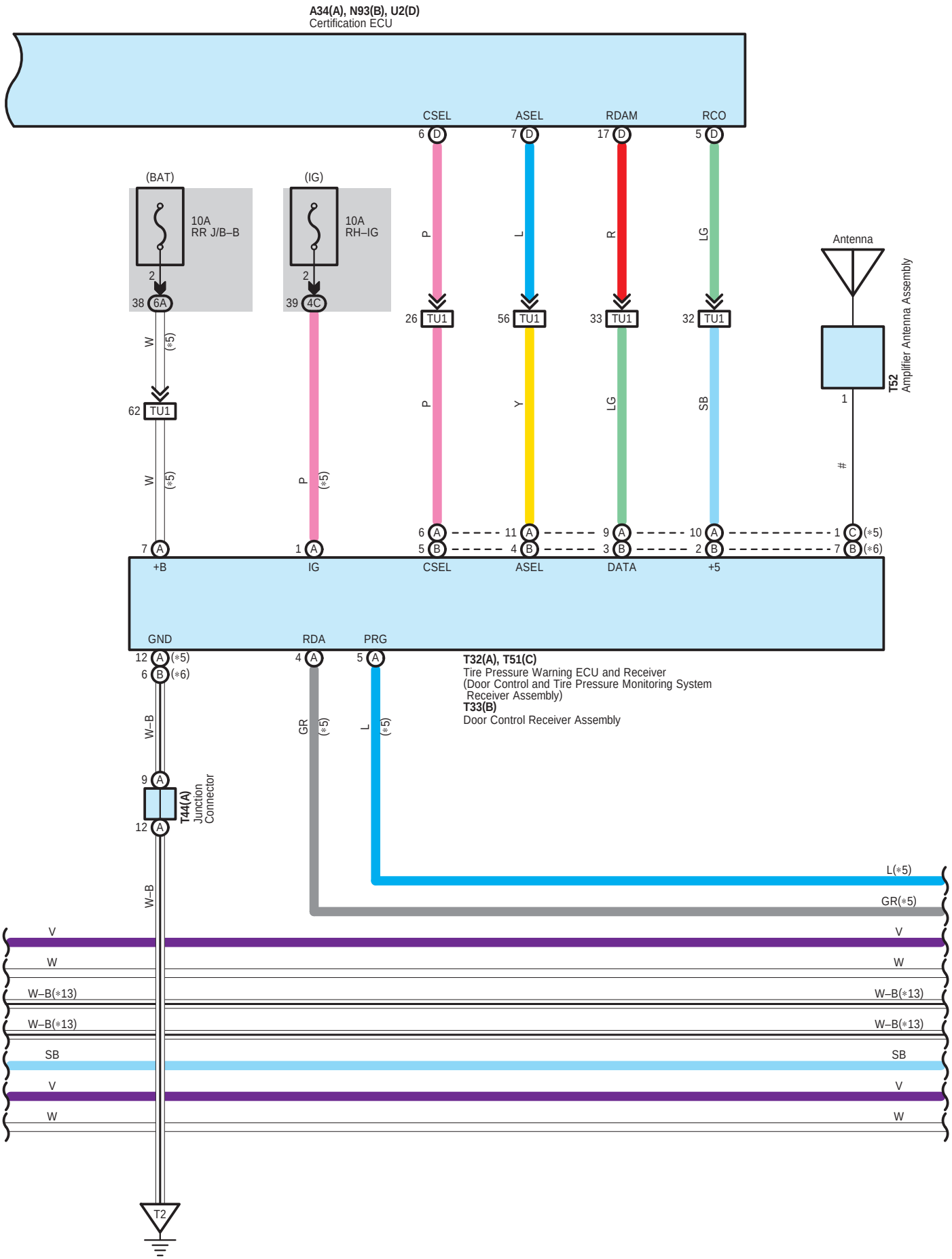
A34(A), N93(B), U2(D)
Certification ECU
CSEL
ASEL
RDAM
RCO
(BAT)
(IG)
10A
RR J/B–B
10A
RH–IG
Antenna
T52
Amplifier Antenna Assembly
TU1
+B
IG
CSEL
ASEL
DATA
+5
GND
RDA
PRG
T32(A), T51(C)
Tire Pressure Warning ECU and Receiver
(Door Control and Tire Pressure Monitoring System
Receiver Assembly)
T33(B)
Door Control Receiver Assembly
T44(A)
Junction
Connector
L(∗5)
GR(∗5)
V
W
W–B(∗13)
SB
T2

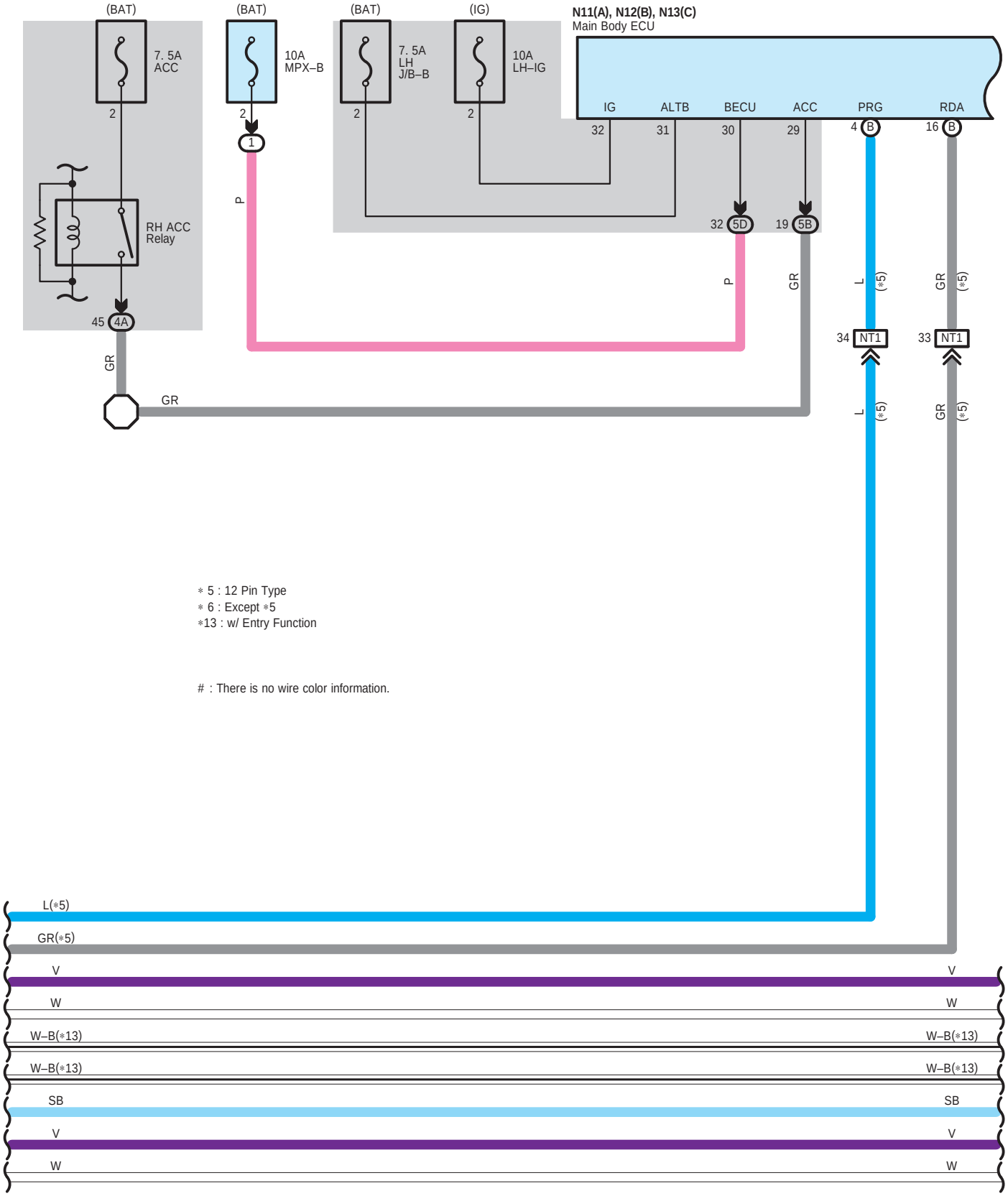

* 5 : 12 Pin Type
* 6 : Except *5
*13 : w/ Entry Function

: There is no wire color information.

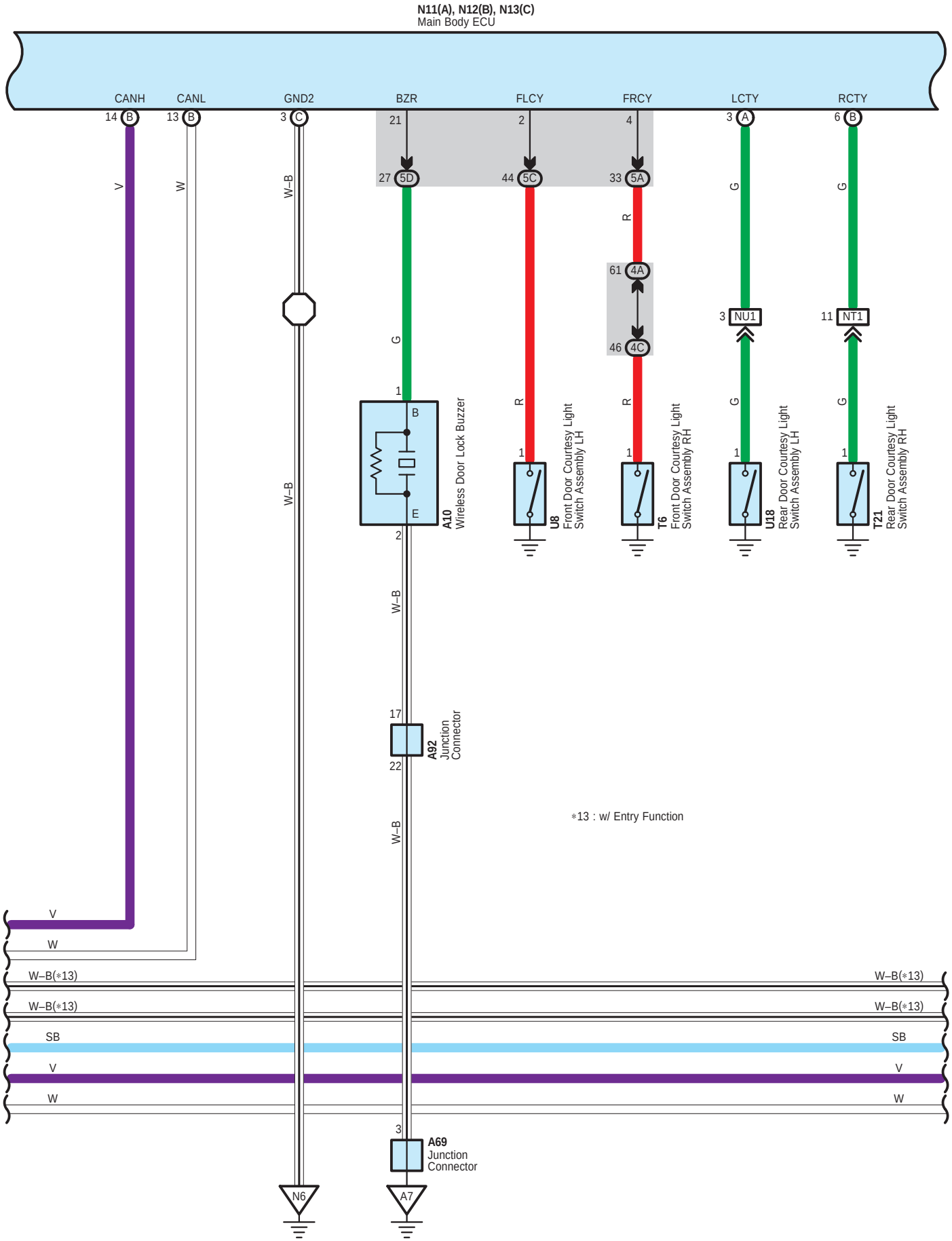
N11(A), N12(B), N13(C)
Main Body ECU
CANH
CANL
GND2
BZR
FLCY
FRCY
LCTY
RCTY
14 B
13 B
3 C
21
27 5D
2
44 5C
4
33 5A
61 4A
46 4C
3 A
6 B
3 NU1
11 NT1
V
W
W–B
G
R
1
B
E
2
A10
Wireless Door Lock Buzzer
U8
Front Door Courtesy Light Switch Assembly LH
T6
Front Door Courtesy Light Switch Assembly RH
U18
Rear Door Courtesy Light Switch Assembly LH
T21
Rear Door Courtesy Light Switch Assembly RH
17
22
A92
Junction Connector
∗13 : w/ Entry Function
W–B(∗13)
SB
3
A69
Junction Connector
N6
A7

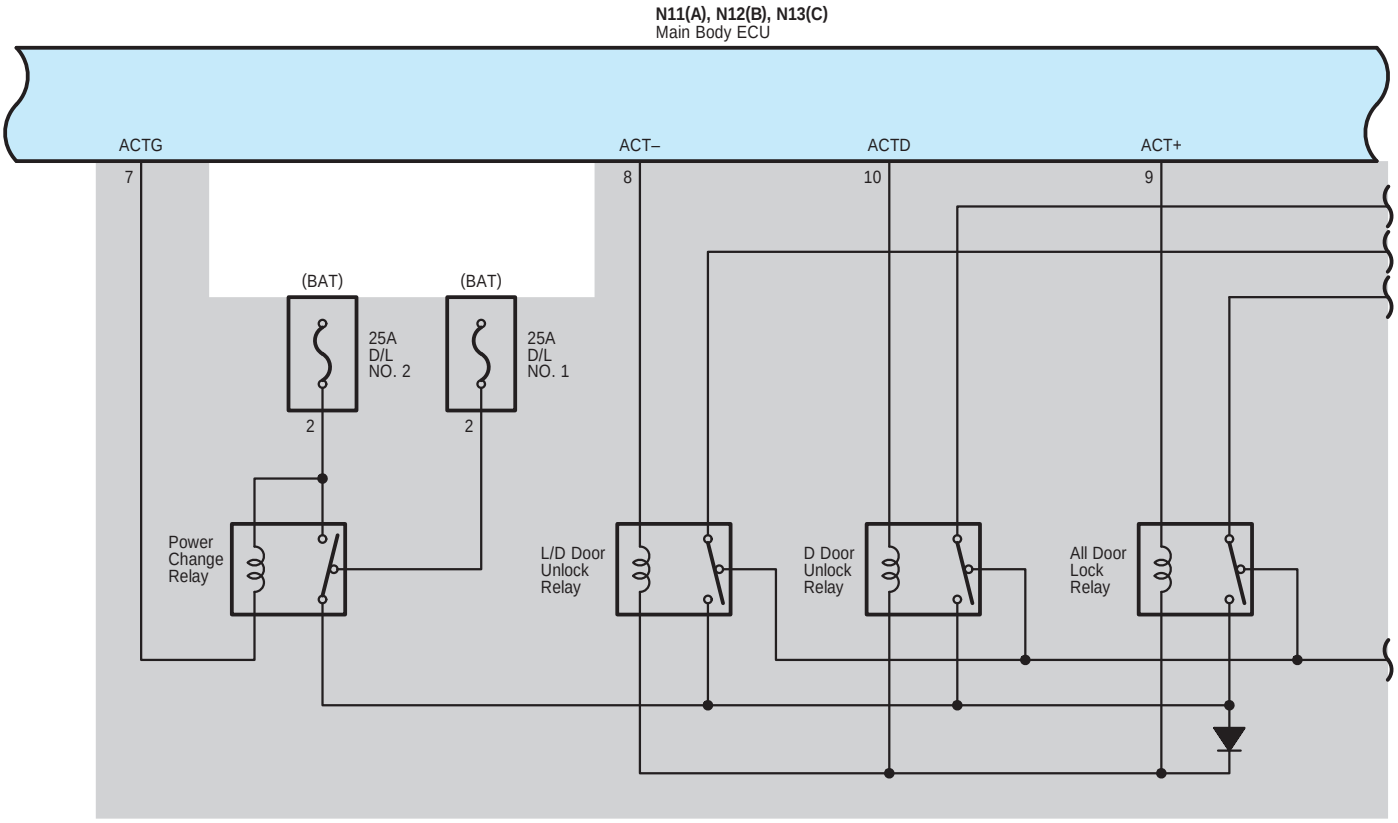
N11(A), N12(B), N13(C)
Main Body ECU
ACTG
ACT–
ACTD
ACT+
7
8
10
9
(BAT)
(BAT)
25A
D/L
NO. 2
25A
D/L
NO. 1
2
2
Power
Change
Relay
L/D Door
Unlock
Relay
D Door
Unlock
Relay
All Door
Lock
Relay

W–B(∗13)
W–B(∗13)
W–B(∗13)
W–B(∗13)
SB
SB
V
V
W
W

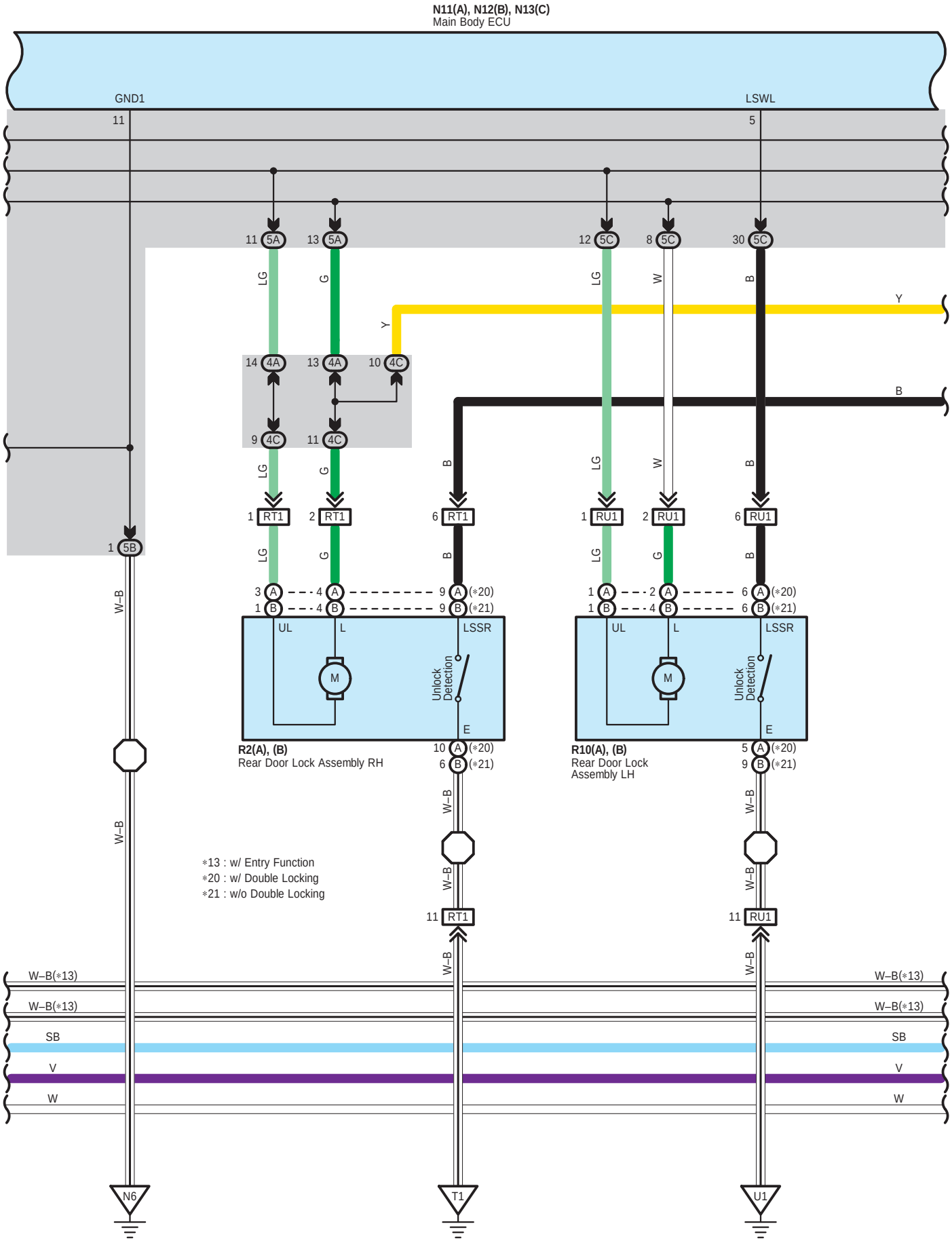
N11(A), N12(B), N13(C)
Main Body ECU
GND1
LSWL
R2(A), (B)
Rear Door Lock Assembly RH
R10(A), (B)
Rear Door Lock Assembly LH
Unlock Detection
UL
L
LSSR
E
M
∗13 : w/ Entry Function
∗20 : w/ Double Locking
∗21 : w/o Double Locking
W–B(∗13)
SB
V
W
N6
T1
U1

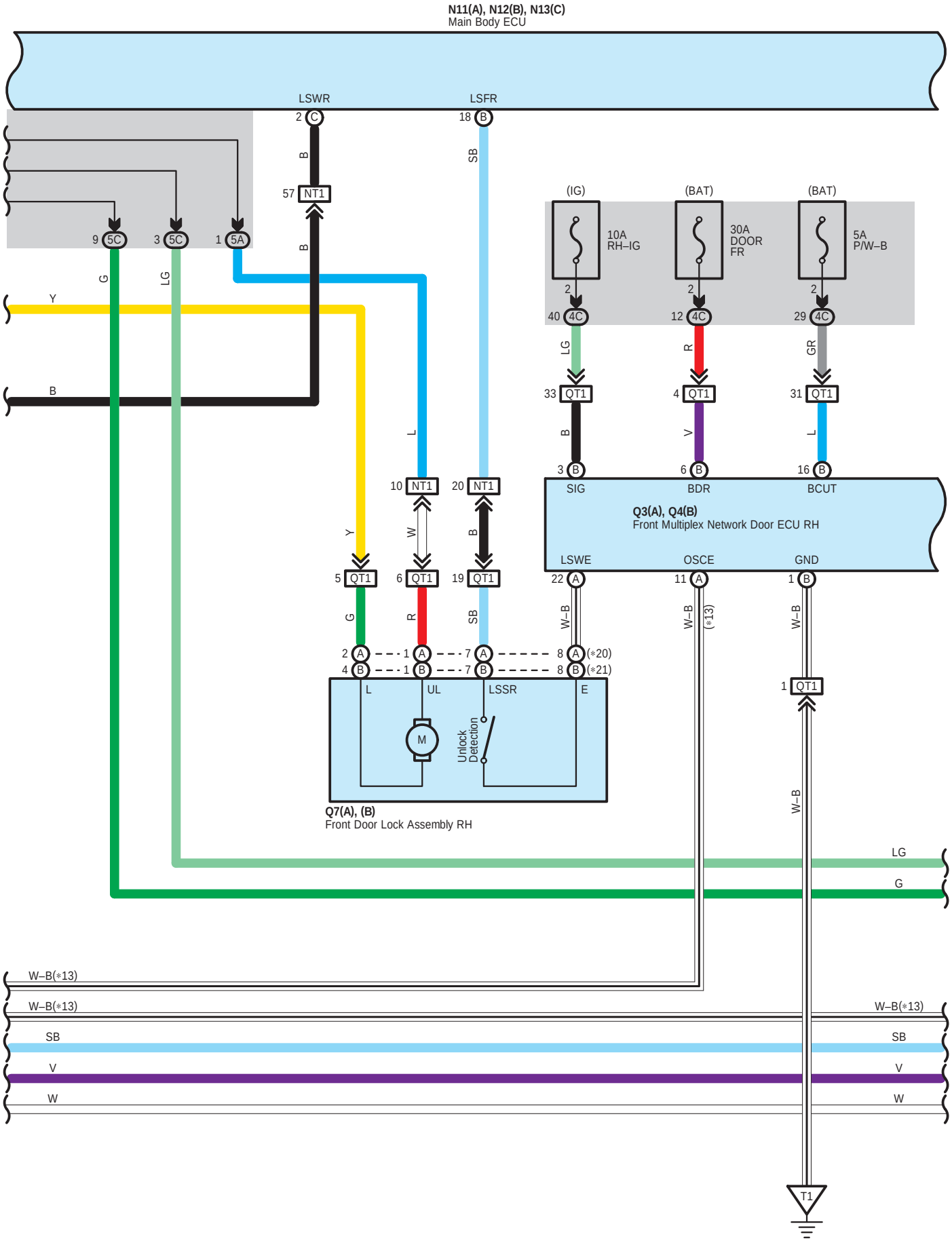
N11(A), N12(B), N13(C)
Main Body ECU
LSWR
LSFR
2 C
18 B
57 NT1
9 5C
3 5C
1 5A
(IG)
(BAT)
(BAT)
10A RH–IG
30A DOOR FR
5A P/W–B
40 4C
12 4C
29 4C
33 QT1
4 QT1
31 QT1
3 B
6 B
16 B
SIG
BDR
BCUT
Q3(A), Q4(B)
Front Multiplex Network Door ECU RH
LSWE
OSCE
GND
22 A
11 A
1 B
10 NT1
20 NT1
5 QT1
6 QT1
19 QT1
1 QT1
2 A
4 B
1 A
1 B
7 A
7 B
8 A (*20)
8 B (*21)
L
UL
LSSR
E
M
Unlock Detection
Q7(A), (B)
Front Door Lock Assembly RH
Y
B
G
LG
L
SB
W
R
V
GR
W–B
(*13)
W–B(*13)
SB
V
W

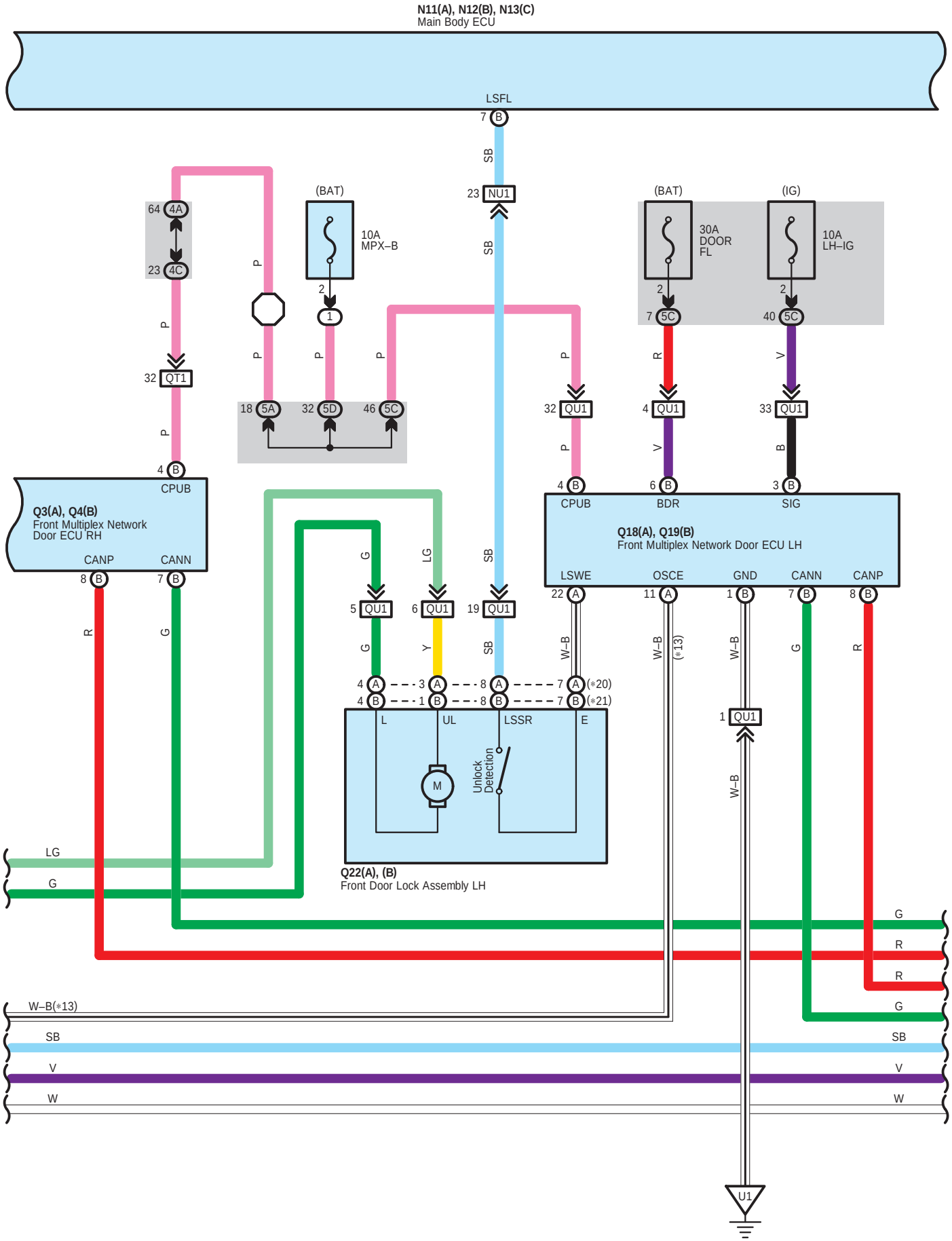
N11(A), N12(B), N13(C)
Main Body ECU
LSFL
7 B
SB
23 NU1
SB
(BAT)
10A
MPX–B
2
1
64 4A
23 4C
P
32 QT1
P
4 B
CPUB
Q3(A), Q4(B)
Front Multiplex Network
Door ECU RH
CANP
CANN
8 B
7 B
R
G
18 5A
32 5D
46 5C
(BAT)
30A
DOOR
FL
7 5C
(IG)
10A
LH–IG
40 5C
R
V
32 QU1
4 QU1
33 QU1
V
B
6 B
3 B
BDR
SIG
Q18(A), Q19(B)
Front Multiplex Network Door ECU LH
LSWE
OSCE
GND
CANN
CANP
22 A
11 A
1 B
7 B
8 B
W–B
(*13)
W–B
G
R
5 QU1
6 QU1
19 QU1
G
LG
Y
SB
4 A
3 A
8 A
7 A (*20)
4 B
1 B
8 B
7 B (*21)
L
UL
LSSR
E
M
Unlock
Detection
1 QU1
W–B
Q22(A), (B)
Front Door Lock Assembly LH
LG
G
G
R
R
G
W–B(*13)
SB
SB
V
V
W
W
U1

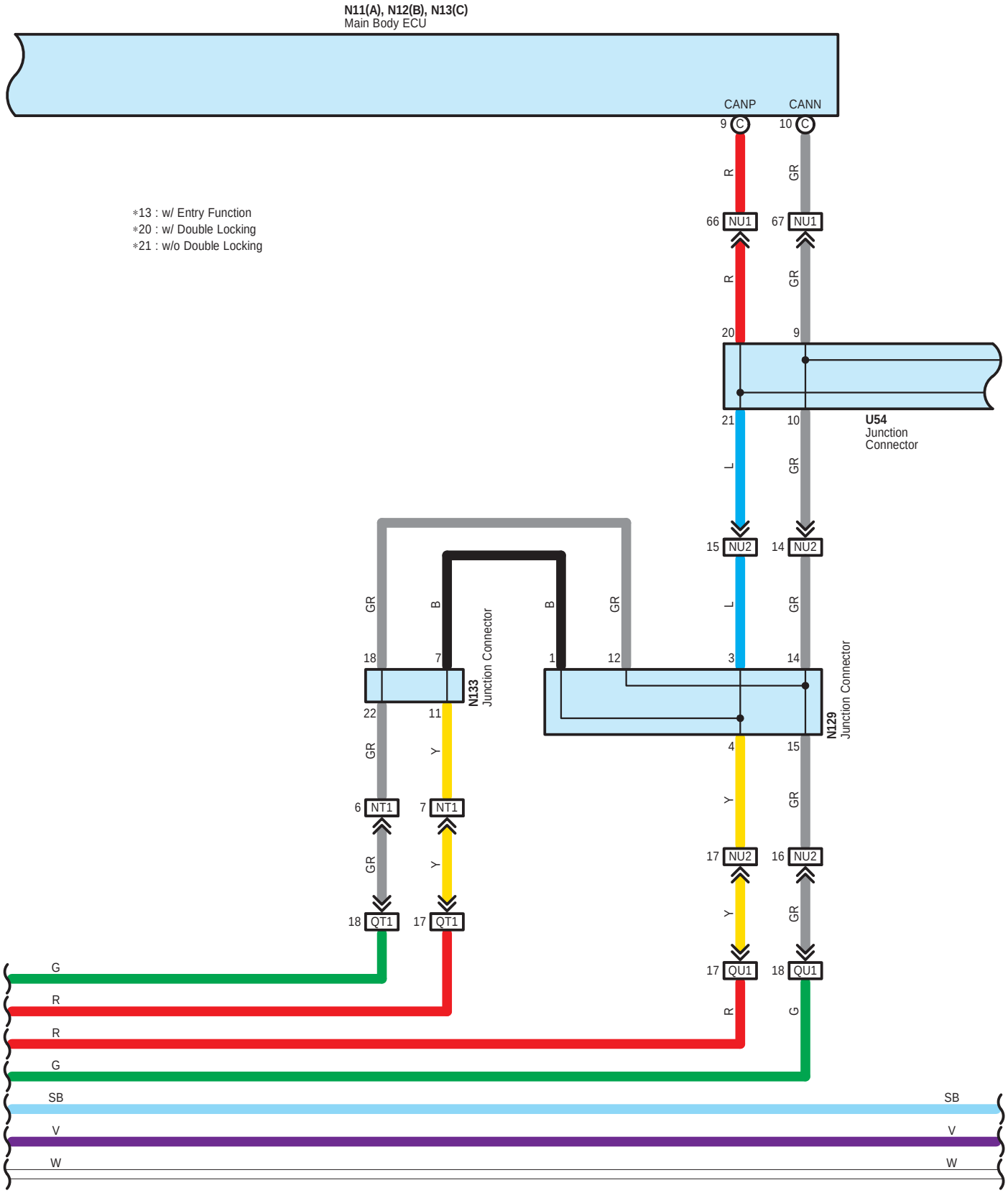
N11(A), N12(B), N13(C)
Main Body ECU
CANP
CANN
9 C
10 C
R
GR
66 NU1
67 NU1
*13 : w/ Entry Function
*20 : w/ Double Locking
*21 : w/o Double Locking
20
9
21
10
U54
Junction
Connector
L
15 NU2
14 NU2
B
18
7
1
12
3
14
N133
Junction Connector
N129
Junction Connector
22
11
4
15
Y
6 NT1
7 NT1
17 NU2
16 NU2
18 QT1
17 QT1
17 QU1
18 QU1
G
SB
V
W

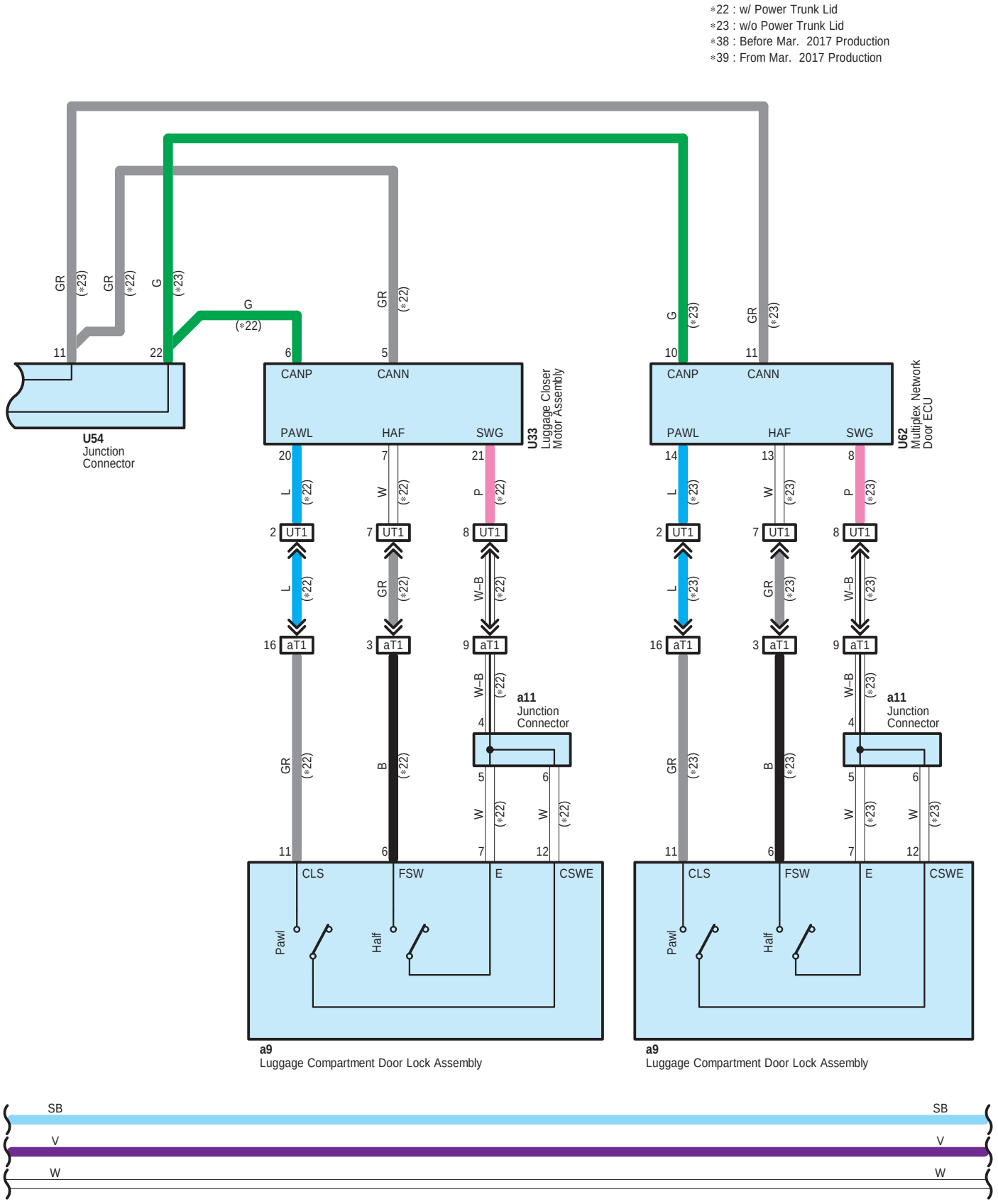
∗22 : w/ Power Trunk Lid
∗23 : w/o Power Trunk Lid
∗38 : Before Mar. 2017 Production
∗39 : From Mar. 2017 Production
U54
Junction
Connector
U33
Luggage Closer
Motor Assembly
U62
Multiplex Network
Door ECU
CANP
CANN
PAWL
HAF
SWG
UT1
aT1
a11
Junction
Connector
CLS
FSW
E
CSWE
Pawl
Half
a9
Luggage Compartment Door Lock Assembly
SB
V
W

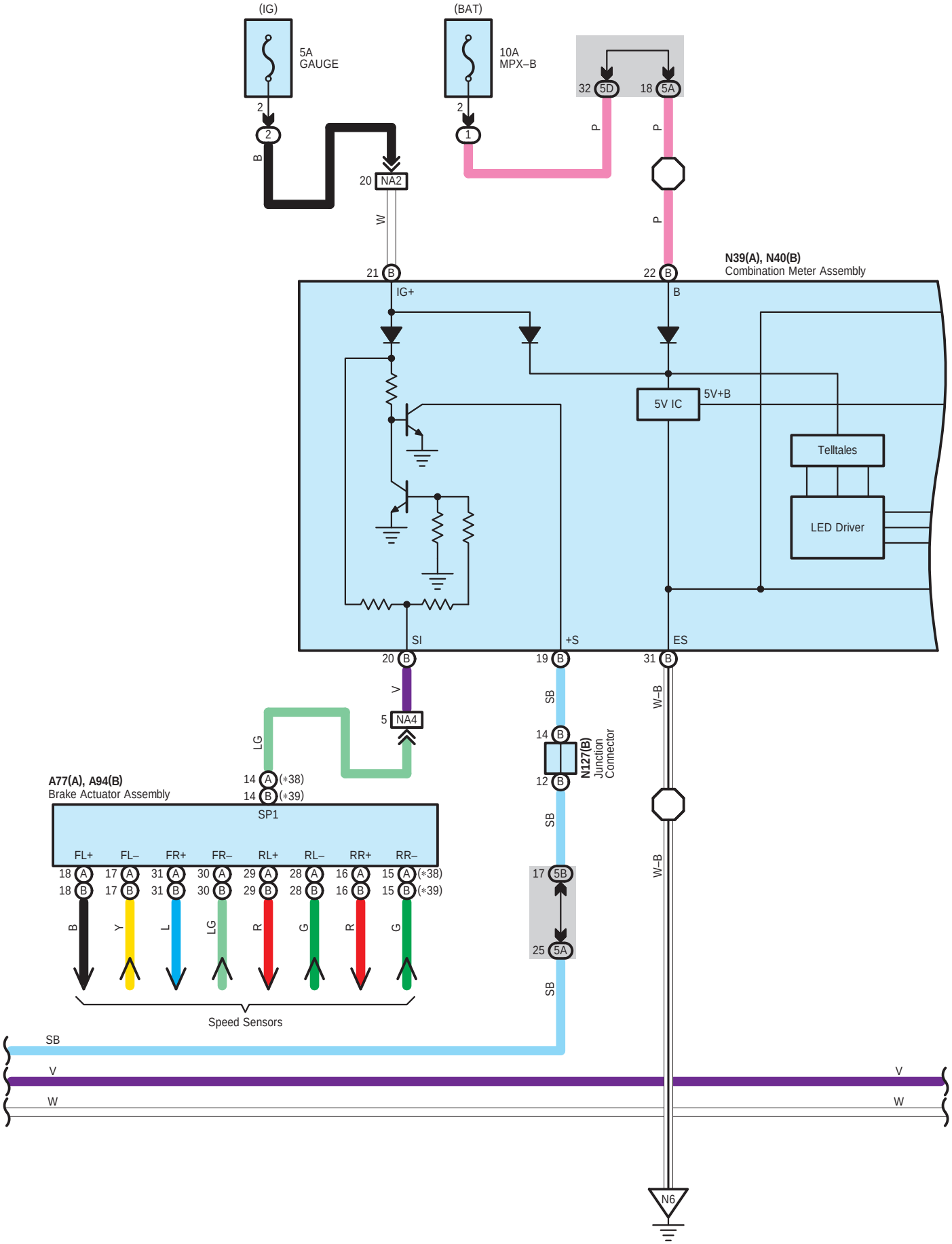
(IG)
5A
GAUGE
(BAT)
10A
MPX–B
32 5D
18 5A
2
1
B
P
20 NA2
W
21 B
22 B
N39(A), N40(B)
Combination Meter Assembly
IG+
B
5V IC
5V+B
Telltales
LED Driver
SI
+S
ES
20 B
19 B
31 B
V
SB
W–B
5 NA4
LG
14 B
12 B
N127(B)
Junction
Connector
A77(A), A94(B)
Brake Actuator Assembly
14 A (*38)
14 B (*39)
SP1
FL+
FL–
FR+
FR–
RL+
RL–
RR+
RR–
18 A
18 B
17 A
17 B
31 A
31 B
30 A
30 B
29 A
29 B
28 A
28 B
16 A
16 B
15 A (*38)
15 B (*39)
B
Y
L
LG
R
G
R
G
17 5B
25 5A
Speed Sensors
SB
V
W
N6

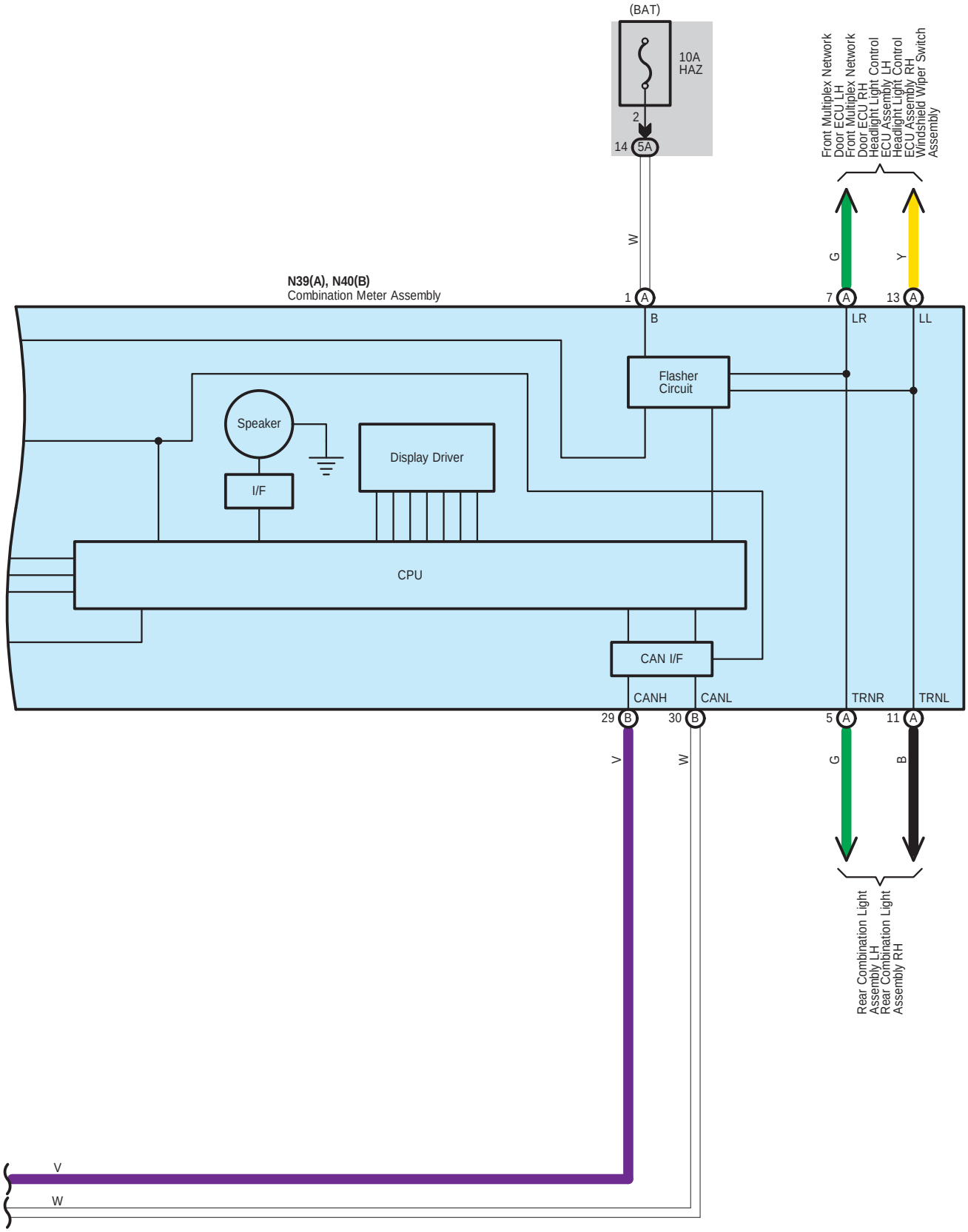
(BAT)
10A
HAZ
2
14
5A
W
N39(A), N40(B)
Combination Meter Assembly
1
A
B
Flasher
Circuit
Speaker
I/F
Display Driver
CPU
CAN I/F
CANH
CANL
29
B
30
B
V
W
Front Multiplex Network
Door ECU LH
Front Multiplex Network
Door ECU RH
Headlight Light Control
ECU Assembly LH
Headlight Light Control
ECU Assembly RH
Windshield Wiper Switch
Assembly
G
Y
7
A
13
A
LR
LL
TRNR
TRNL
5
A
11
A
G
B
Rear Combination Light
Assembly LH
Rear Combination Light
Assembly RH
V
W

A 5
White

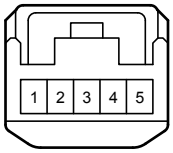

A 10
Gray



A 34
White

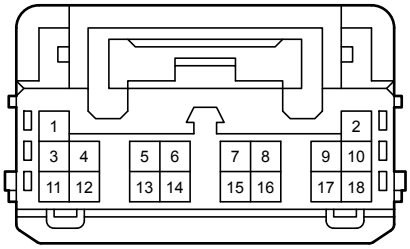

A 51
Blue

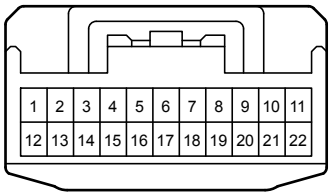

A 53
Black

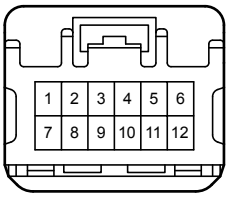

A 69
Gray

A 77
Black

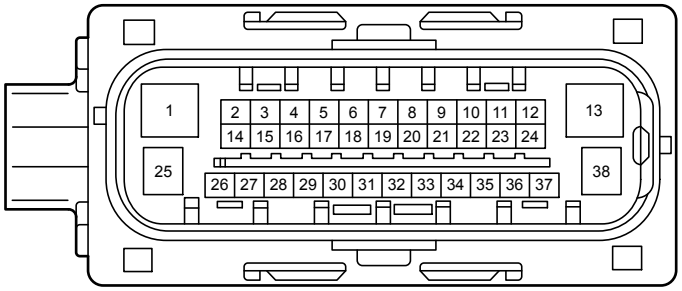

A 78
Black

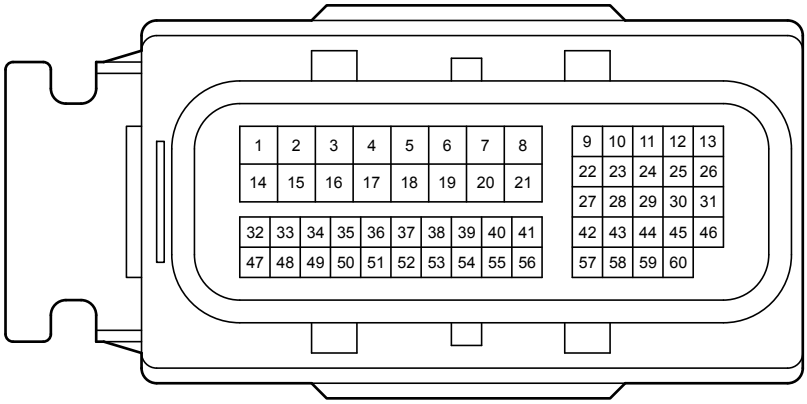

A 90
White

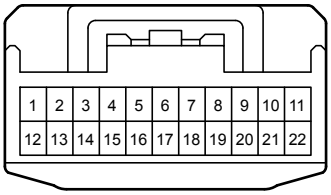

A 92
Gray

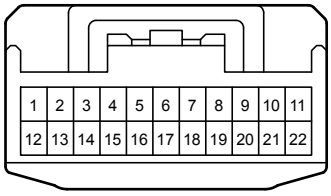

A 94
Black

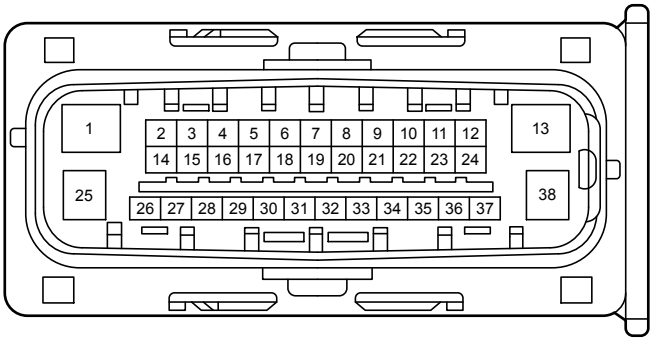

F 22
Black

F 48
Black

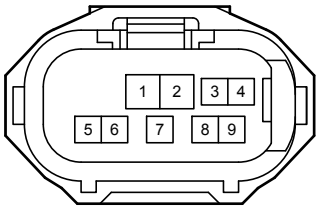

F 78
Black

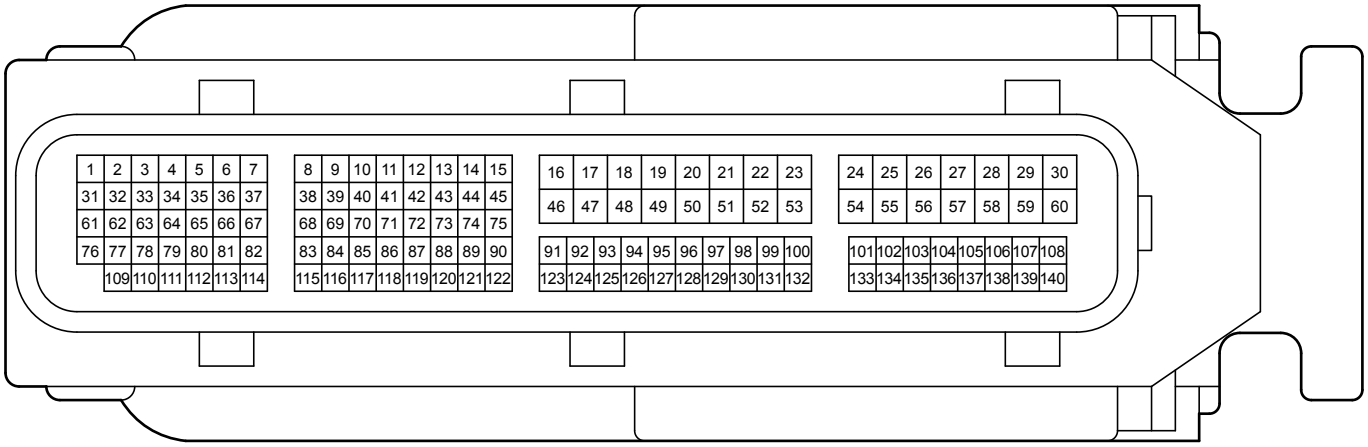

F115
Blue

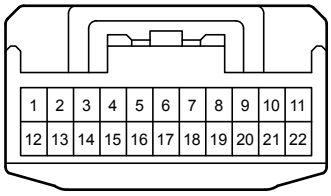

G 3

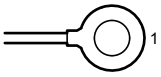

G 4

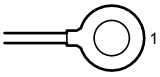

N 11
White

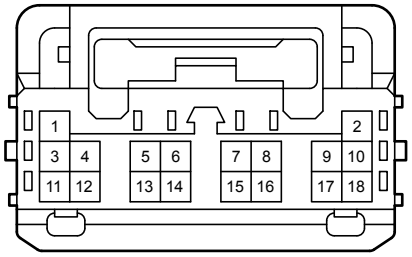

N 12
White

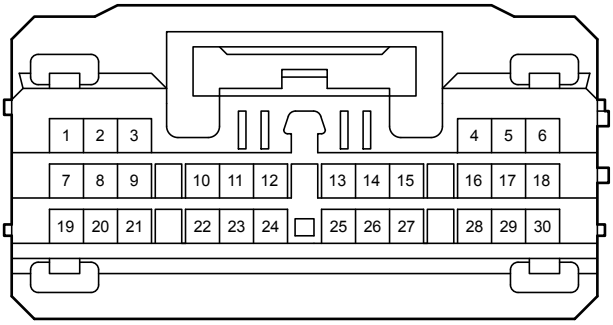

N 13
White

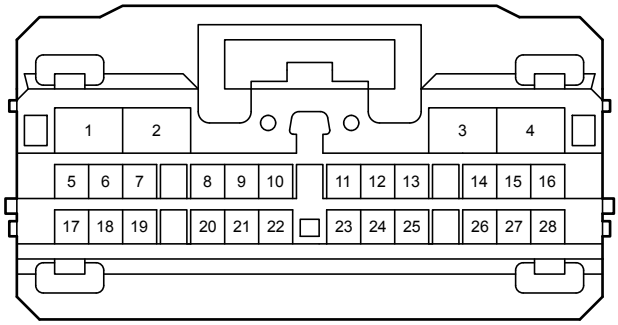

N 24
Black

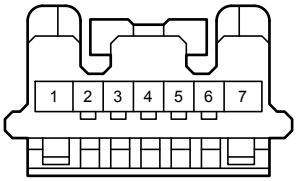

N 39
Black

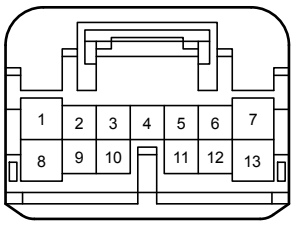

N 40
Black

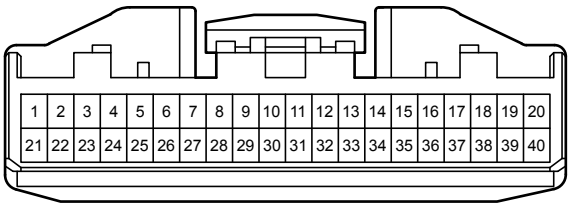

N 43
Black

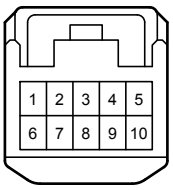

N 49
White

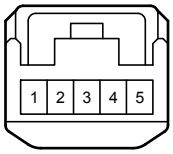

N 53
White

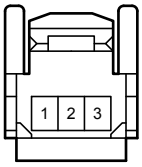

N 73
White

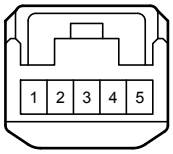

N 93
White

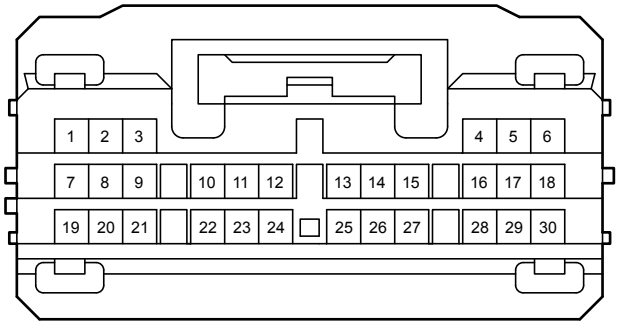

N106
Gray

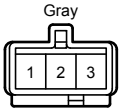

N125
Blue

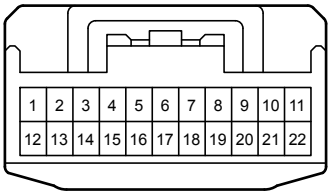

N127
Blue

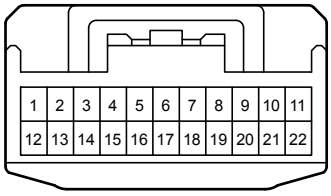

N129
Blue

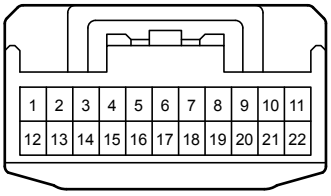

N133
Black

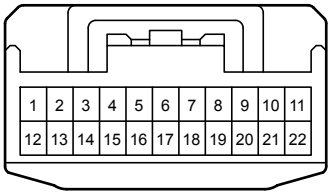

N162
White

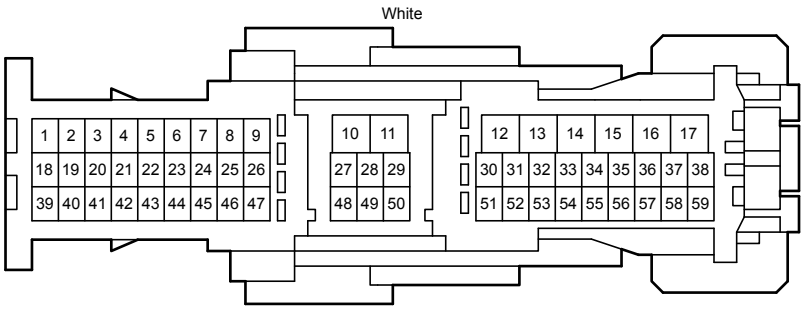

N180
Gray

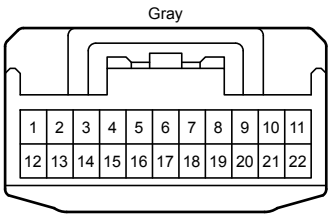

N181
Gray

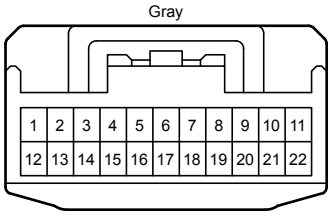

Q 3
White

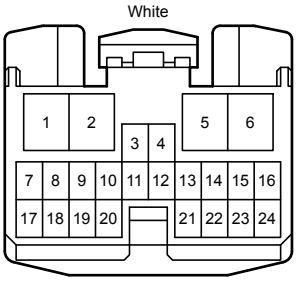

Q 4
White

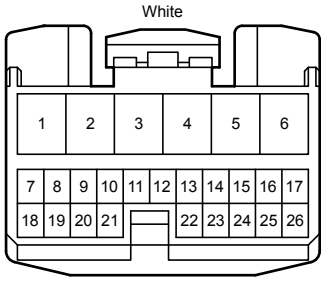

Q 7
White

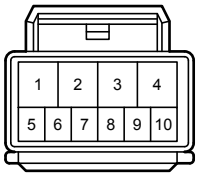

Q 8
Gray

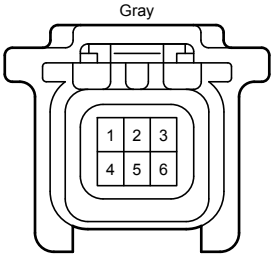

Q 18
White

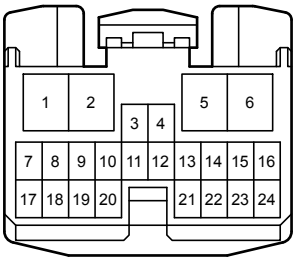

Q 19
White

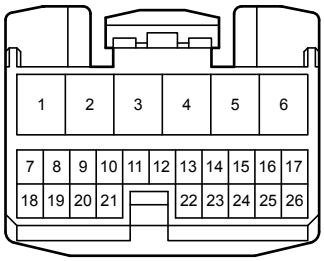

Q 22
White

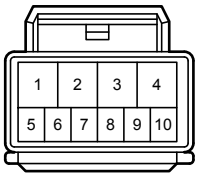

Q 23
Gray

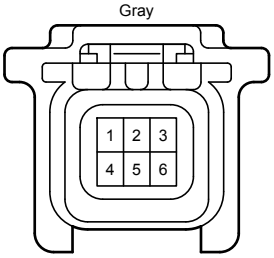

R 2
White

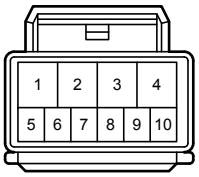

R 3
Gray



R 10
White

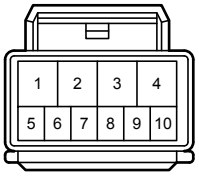

R 11
Gray



T 6
Black

T 21
Black

T 32
White

T 33
White

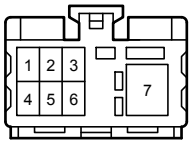

T 37
White

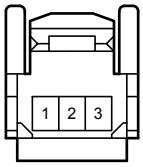

T 38
White

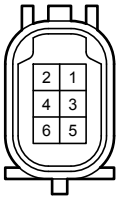

T 44
Blue



T 45
Blue



T 51
Gray

T 52
Gray

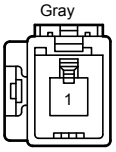

U 2
White

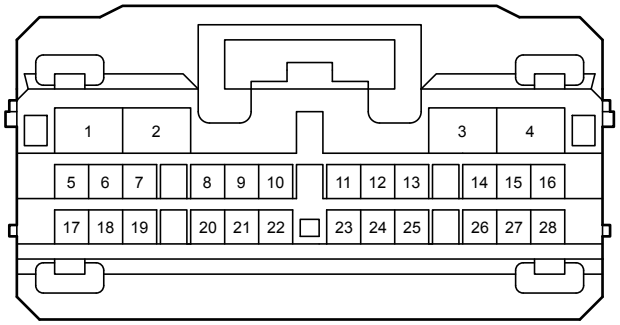

U 8
Black

U 14
White

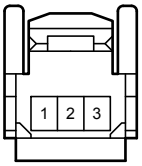

U 18
Black

U 33
White

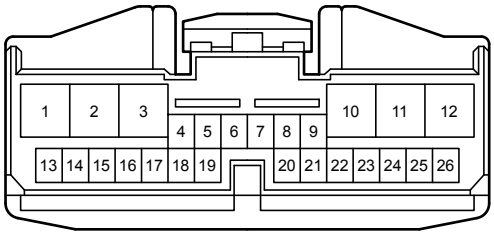

U 54
Blue

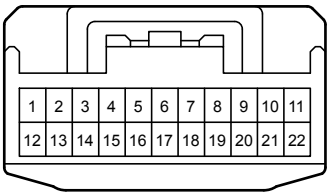

U 62
Black

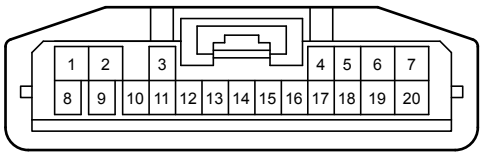

U 67
Gray

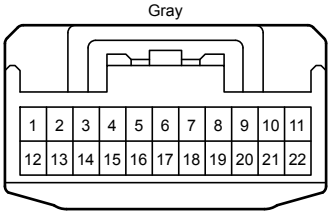

a 7
Black

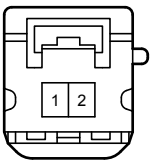

a 9

White

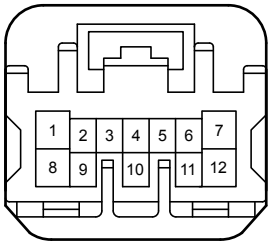

a 11

White

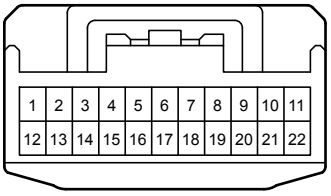

4A

White

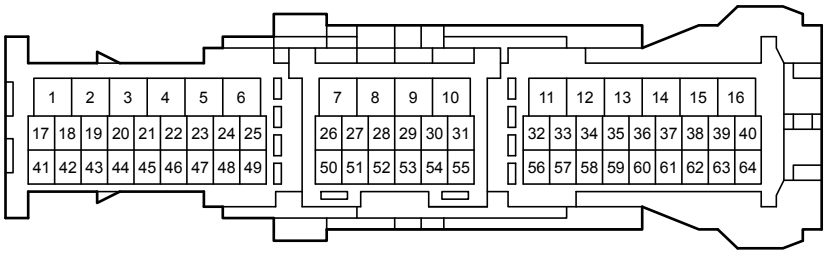

4B

White

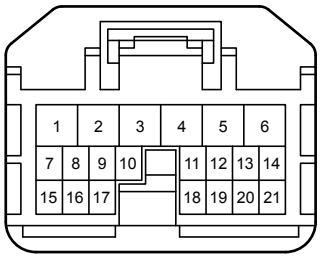

4C

White

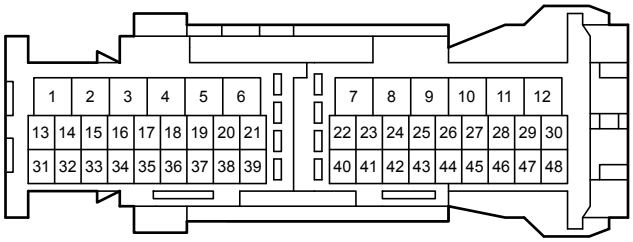

4D

White

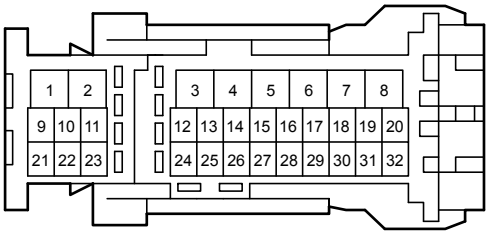

5A

White

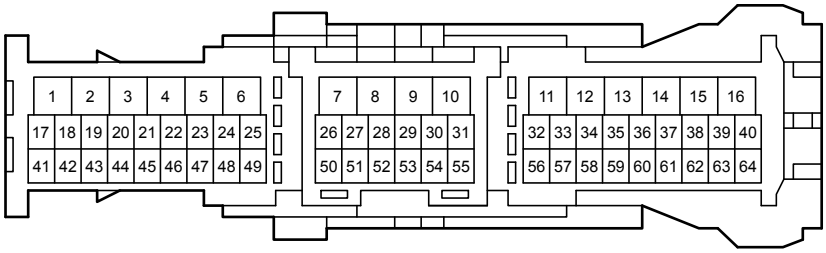

5B

White

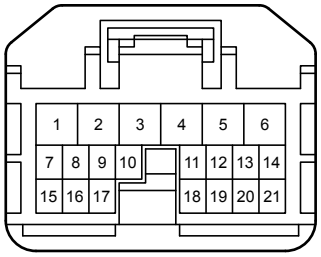

5C

White

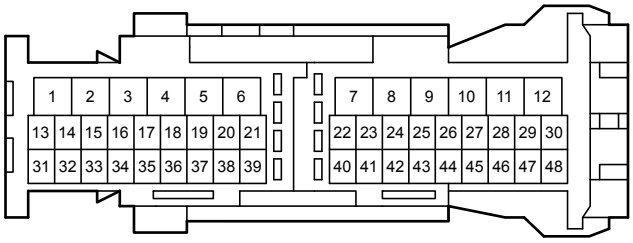

5D

White

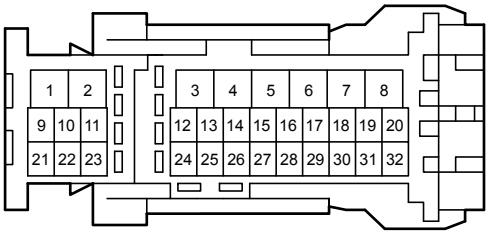

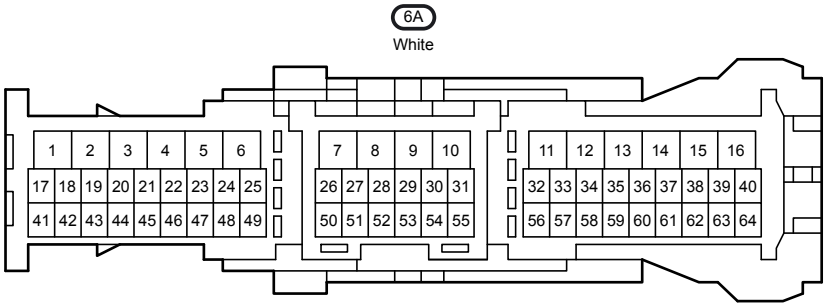
6A
White
1 2 3 4 5 6 7 8 9 10 11 12 13 14 15 16
17 18 19 20 21 22 23 24 25 26 27 28 29 30 31 32 33 34 35 36 37 38 39 40
41 42 43 44 45 46 47 48 49 50 51 52 53 54 55 56 57 58 59 60 61 62 63 64

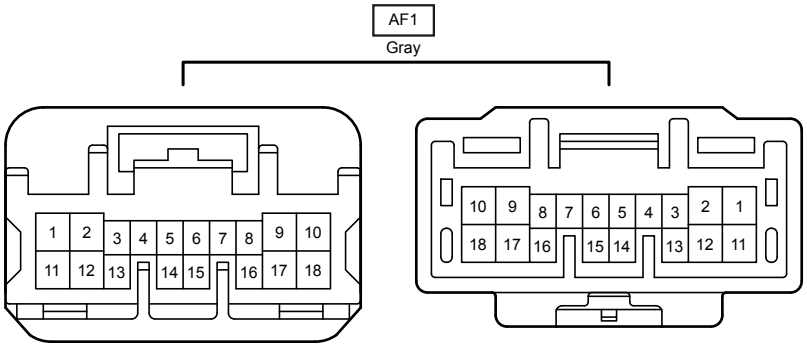
AF1
Gray
1 2 3 4 5 6 7 8 9 10
11 12 13 14 15 16 17 18
10 9 8 7 6 5 4 3 2 1
18 17 16 15 14 13 12 11

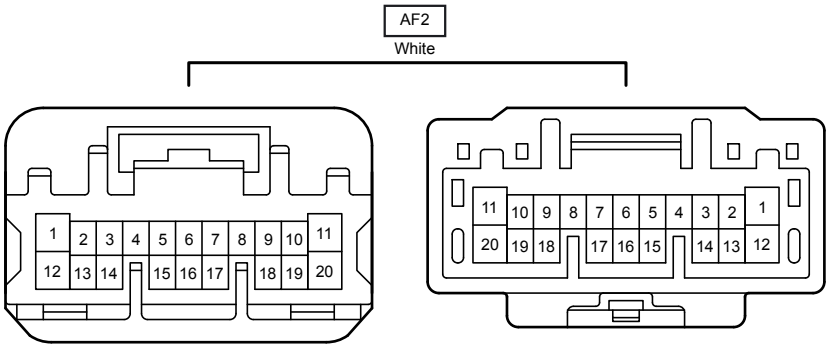
AF2
White
1 2 3 4 5 6 7 8 9 10 11
12 13 14 15 16 17 18 19 20
11 10 9 8 7 6 5 4 3 2 1
20 19 18 17 16 15 14 13 12

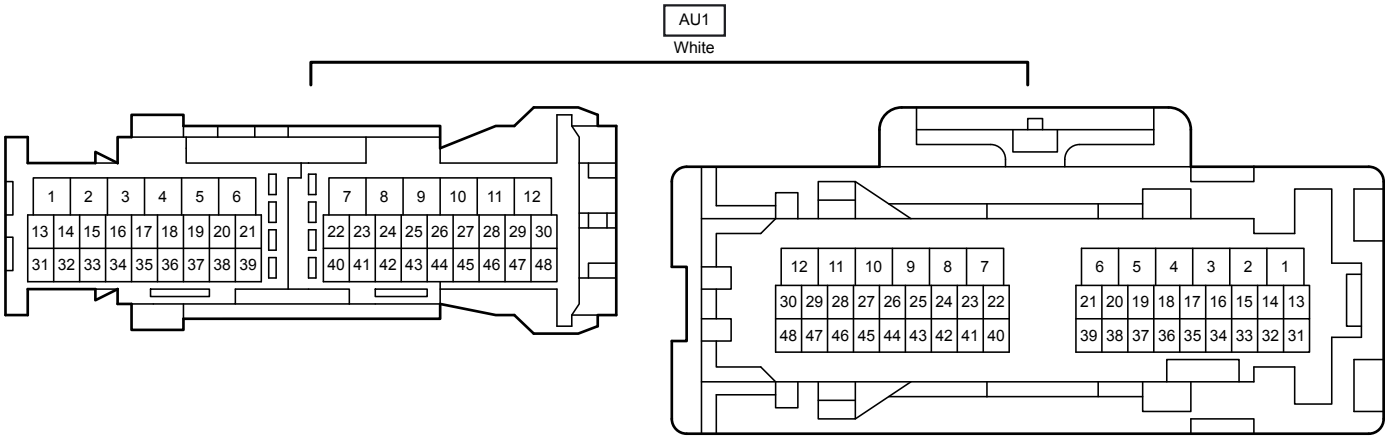
AU1
White
1 2 3 4 5 6 7 8 9 10 11 12
13 14 15 16 17 18 19 20 21 22 23 24 25 26 27 28 29 30
31 32 33 34 35 36 37 38 39 40 41 42 43 44 45 46 47 48
12 11 10 9 8 7 6 5 4 3 2 1
30 29 28 27 26 25 24 23 22 21 20 19 18 17 16 15 14 13
48 47 46 45 44 43 42 41 40 39 38 37 36 35 34 33 32 31

NA1
White

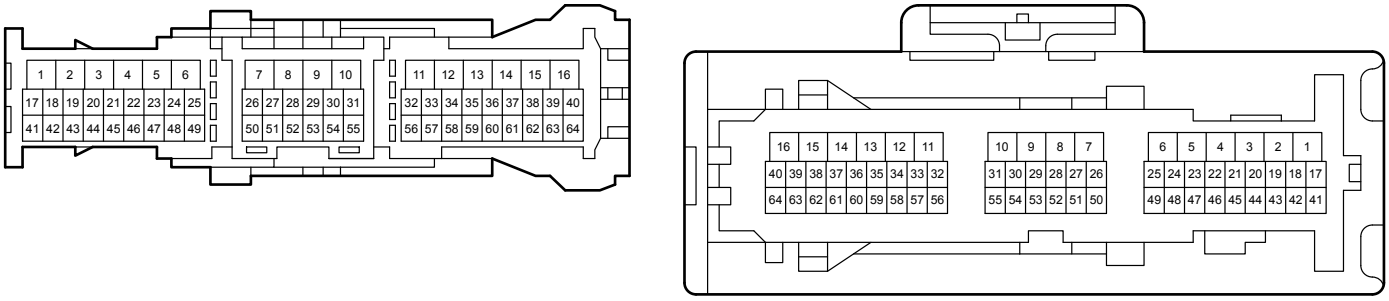

NA2
White

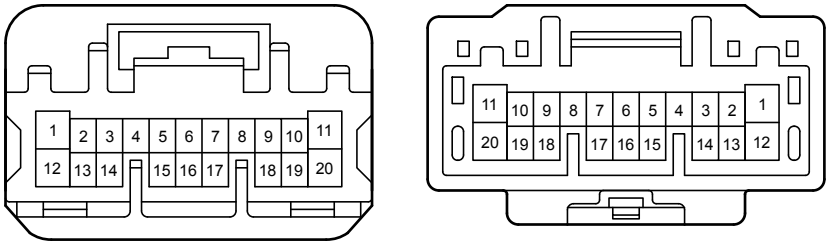

NA3
White

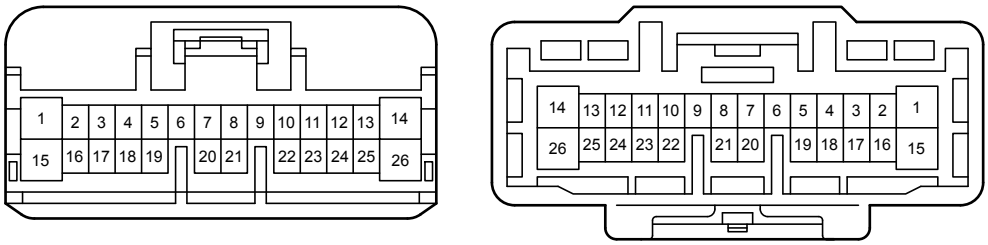

NA4
Gray

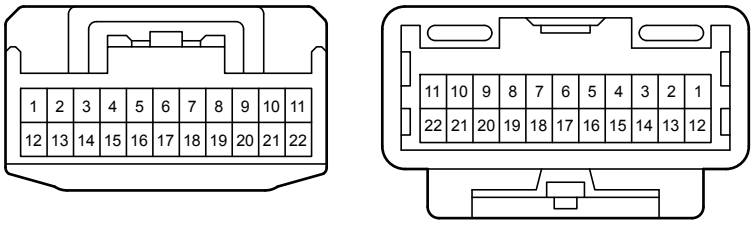

NT1
White

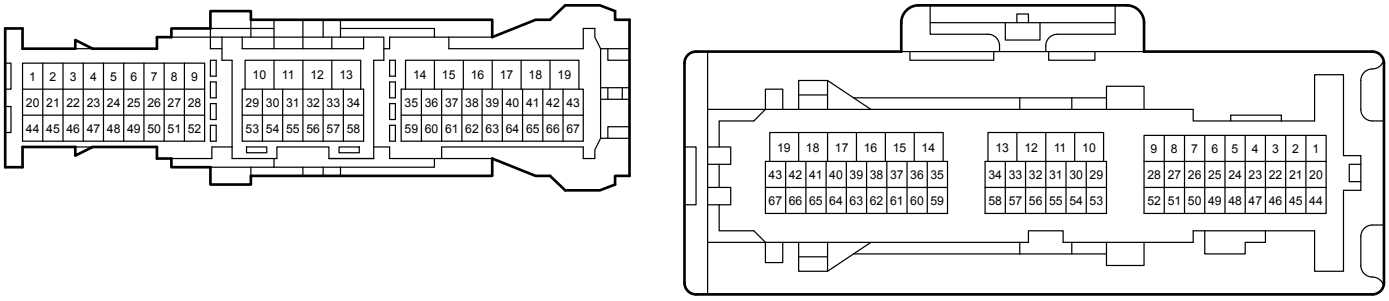

NU1
White

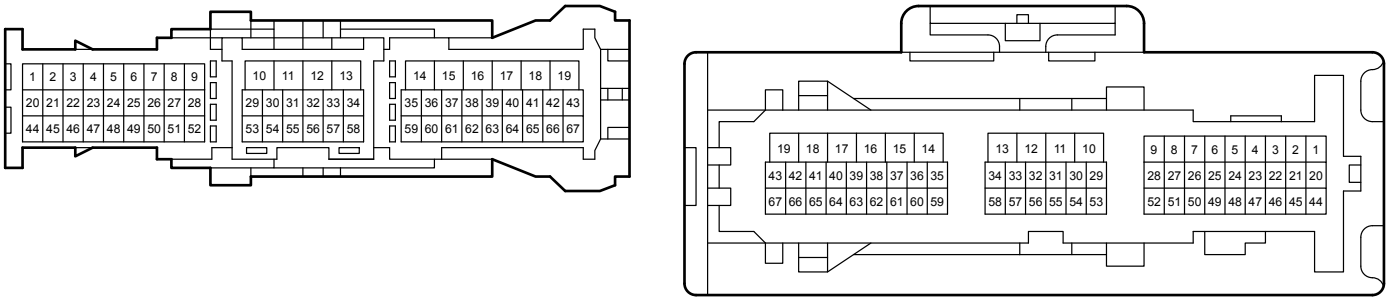

NU2
White

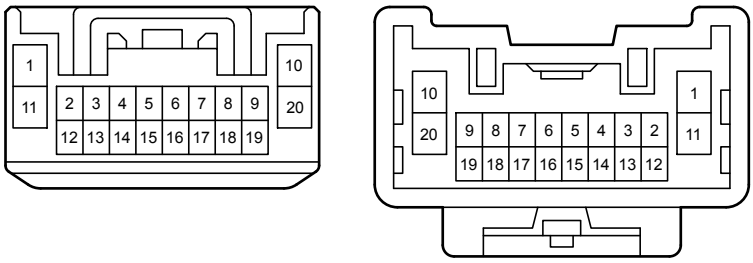

QT1
White

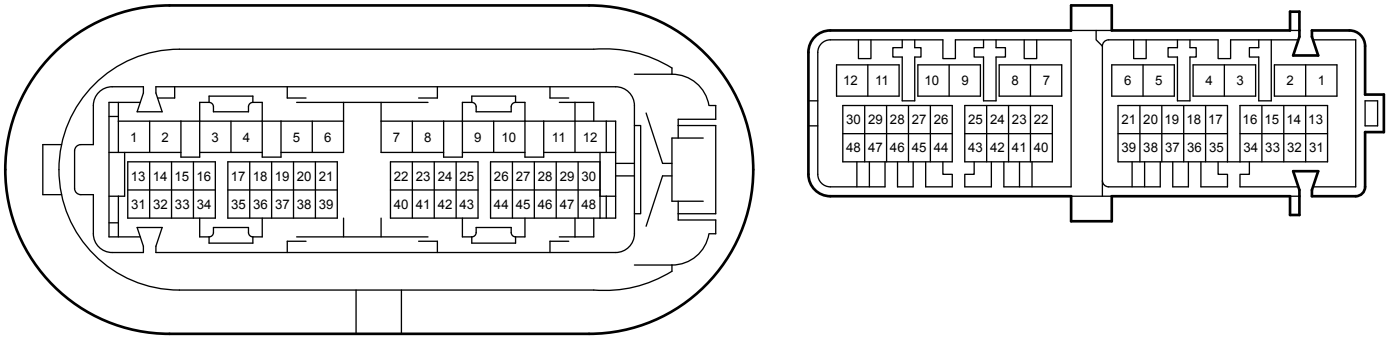

QU1
White

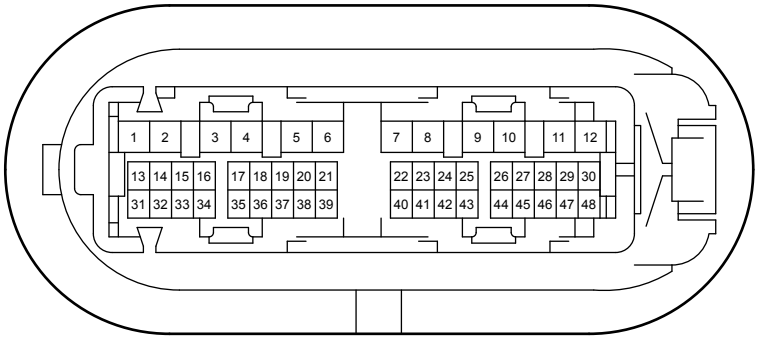

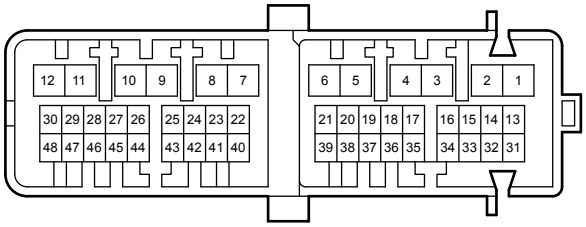

RT1
White

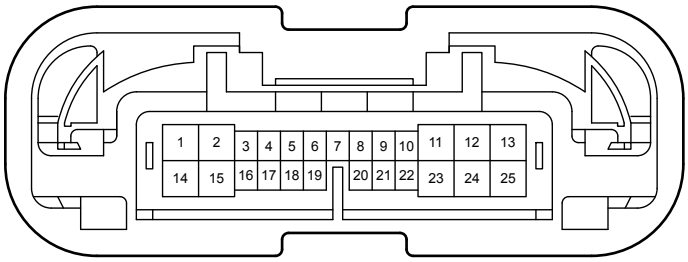

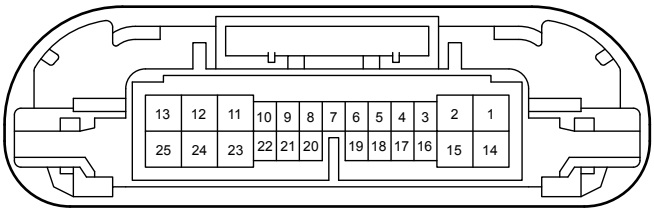

RU1
White

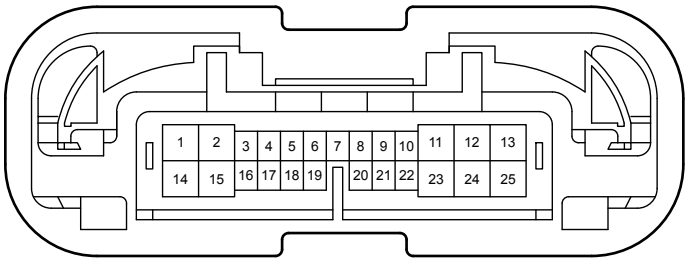

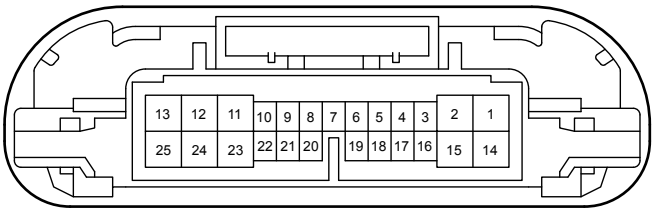

TU1
White

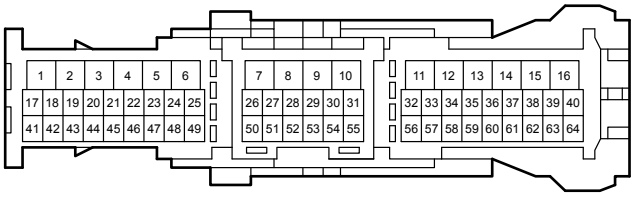

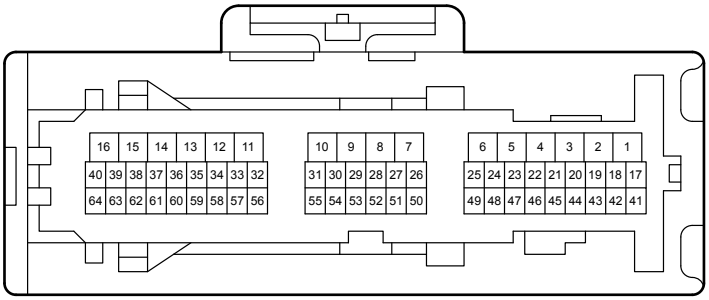

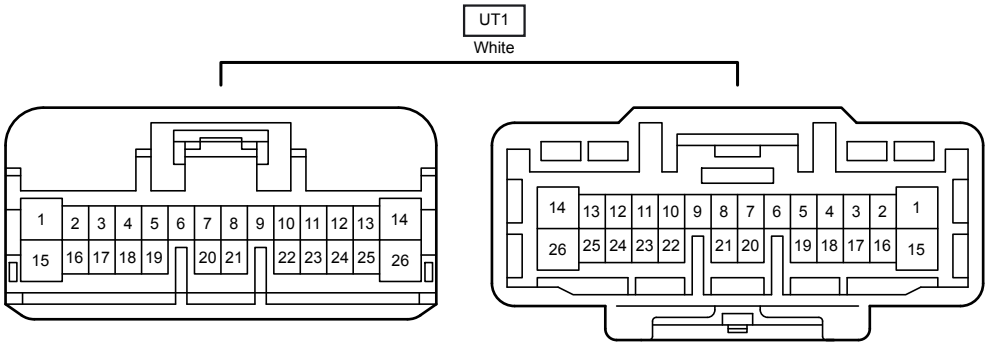
UT1
White
1 2 3 4 5 6 7 8 9 10 11 12 13 14
15 16 17 18 19 20 21 22 23 24 25 26
14 13 12 11 10 9 8 7 6 5 4 3 2 1
26 25 24 23 22 21 20 19 18 17 16 15

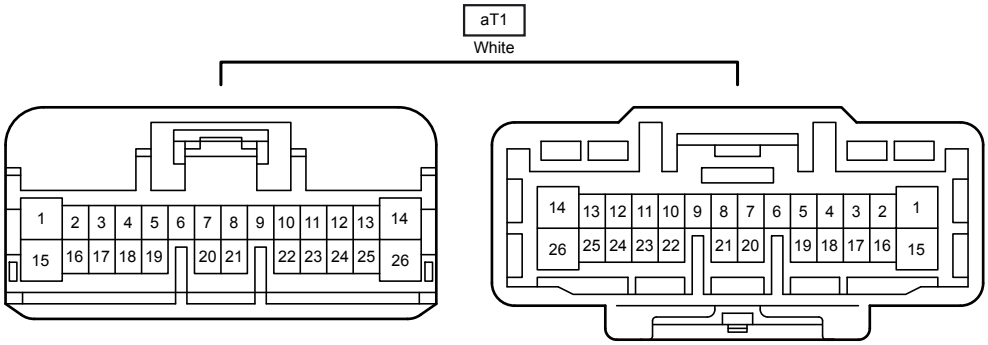
aT1
White
1 2 3 4 5 6 7 8 9 10 11 12 13 14
15 16 17 18 19 20 21 22 23 24 25 26
14 13 12 11 10 9 8 7 6 5 4 3 2 1
26 25 24 23 22 21 20 19 18 17 16 15