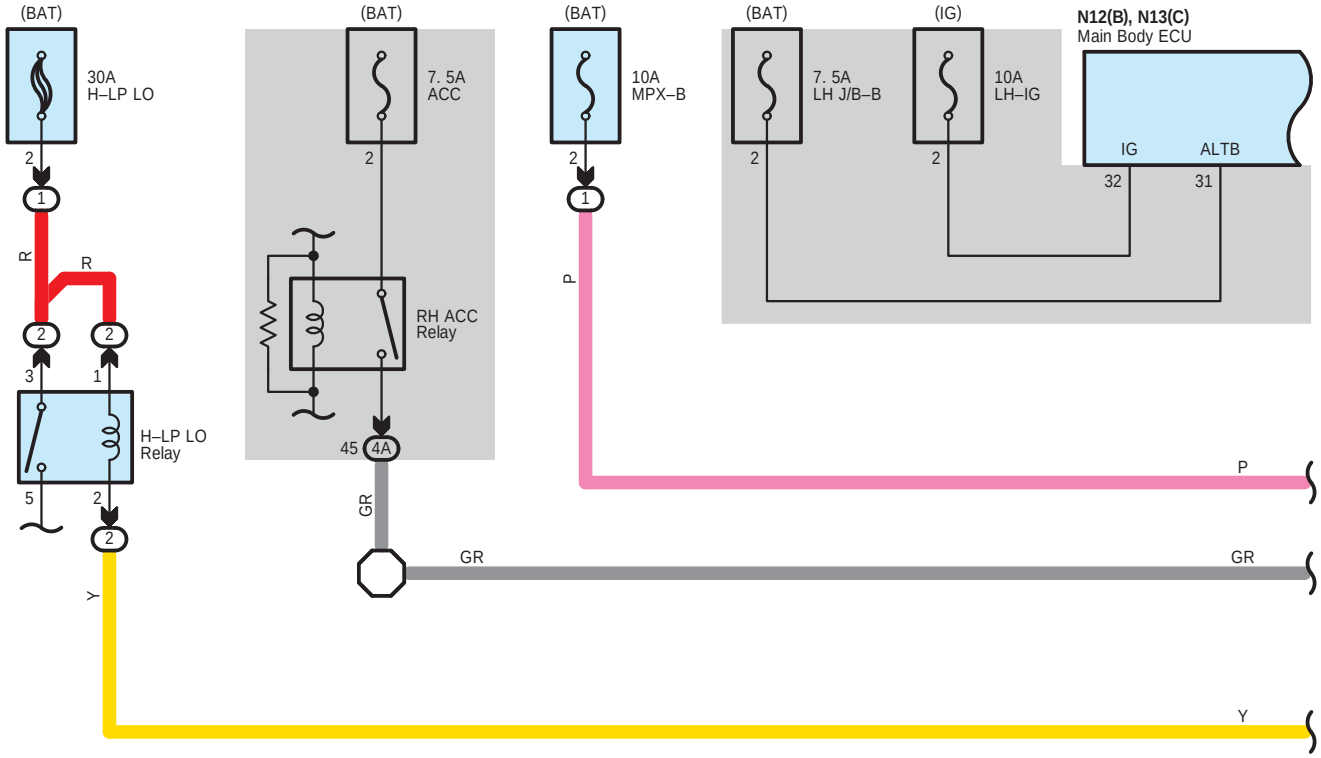

∗ 3 : 6–Speed A/T
∗ 4 : 8–Speed A/T

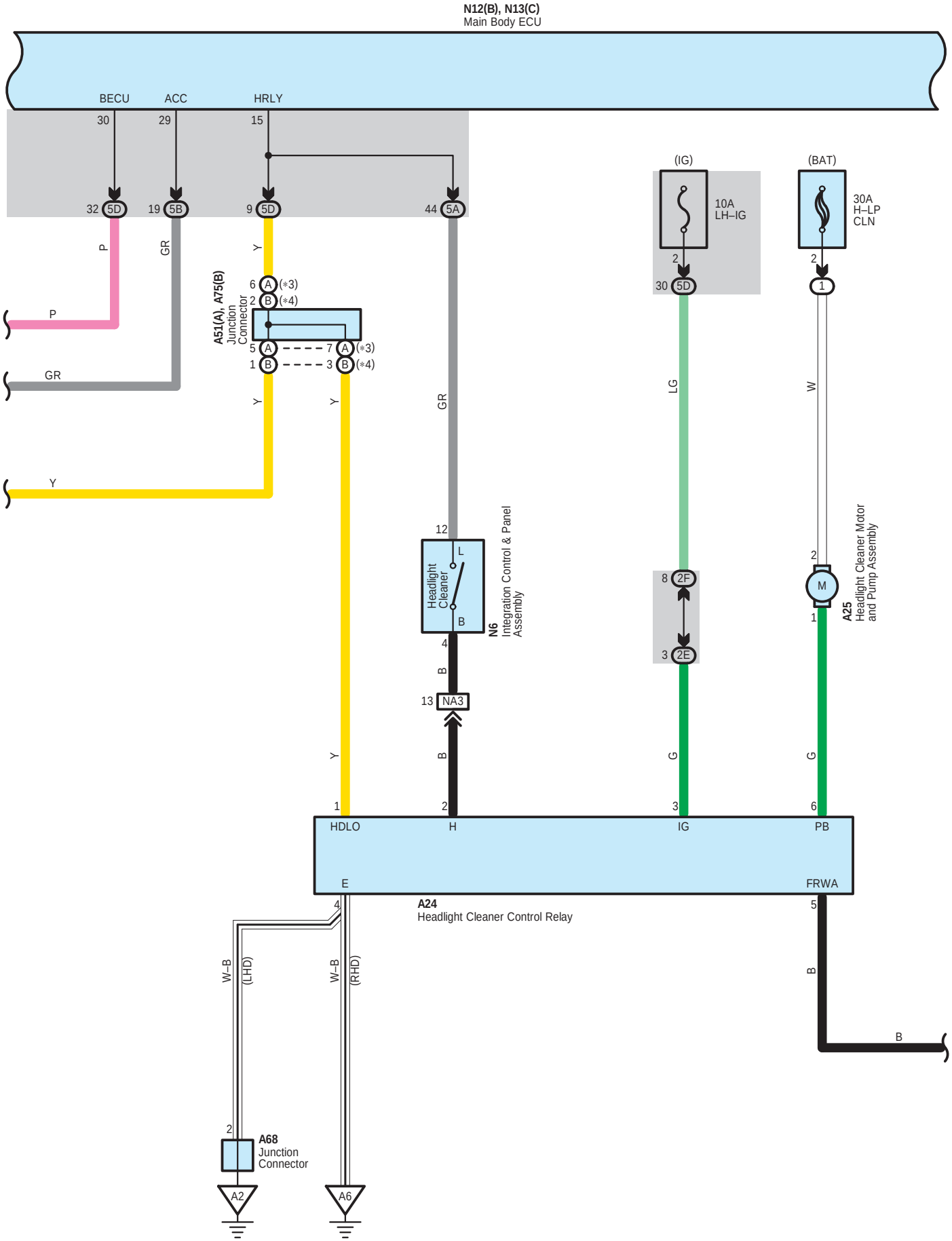
N12(B), N13(C)
Main Body ECU
BECU
ACC
HRLY
30
29
15
32 5D
19 5B
9 5D
44 5A
P
GR
Y
P
GR
Y
A51(A), A75(B)
Junction Connector
6 A (*3)
2 B (*4)
5 A
1 B
7 A (*3)
3 B (*4)
Y
Y
GR
(IG)
10A
LH–IG
2
30 5D
LG
(BAT)
30A
H–LP
CLN
2
1
W
12
L
B
Headlight Cleaner
N6
Integration Control & Panel Assembly
4
B
13 NA3
B
8 2F
3 2E
G
2
M
1
A25
Headlight Cleaner Motor and Pump Assembly
G
Y
1
2
3
6
HDLO
H
IG
PB
E
FRWA
4
A24
Headlight Cleaner Control Relay
5
W–B
(LHD)
W–B
(RHD)
B
B
2
A68
Junction Connector
A2
A6

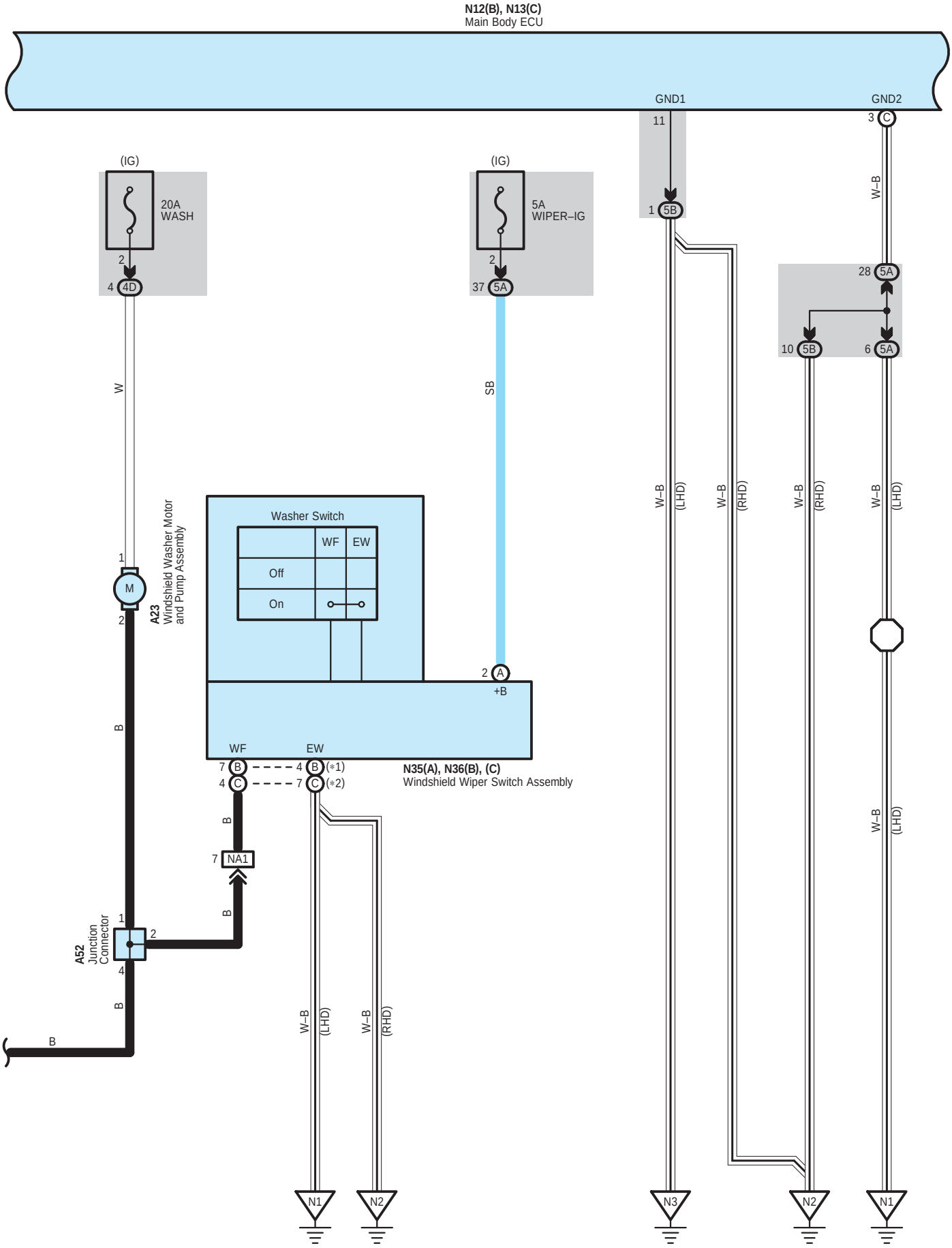
N12(B), N13(C)
Main Body ECU
GND1
GND2
11
3 C
(IG)
20A
WASH
2
4 4D
(IG)
5A
WIPER–IG
2
37 5A
1 5B
W–B
28 5A
10 5B
6 5A
W
SB
W–B (LHD)
W–B (RHD)
W–B (RHD)
W–B (LHD)
Washer Switch
WF
EW
Off
On
1
M
2
A23
Windshield Washer Motor
and Pump Assembly
2 A
+B
B
WF
EW
7 B
4 C
4 B (*1)
7 C (*2)
N35(A), N36(B), (C)
Windshield Wiper Switch Assembly
B
7 NA1
B
1
2
A52
Junction
Connector
4
B
B
W–B (LHD)
W–B (LHD)
N1
N2
N3
N2
N1

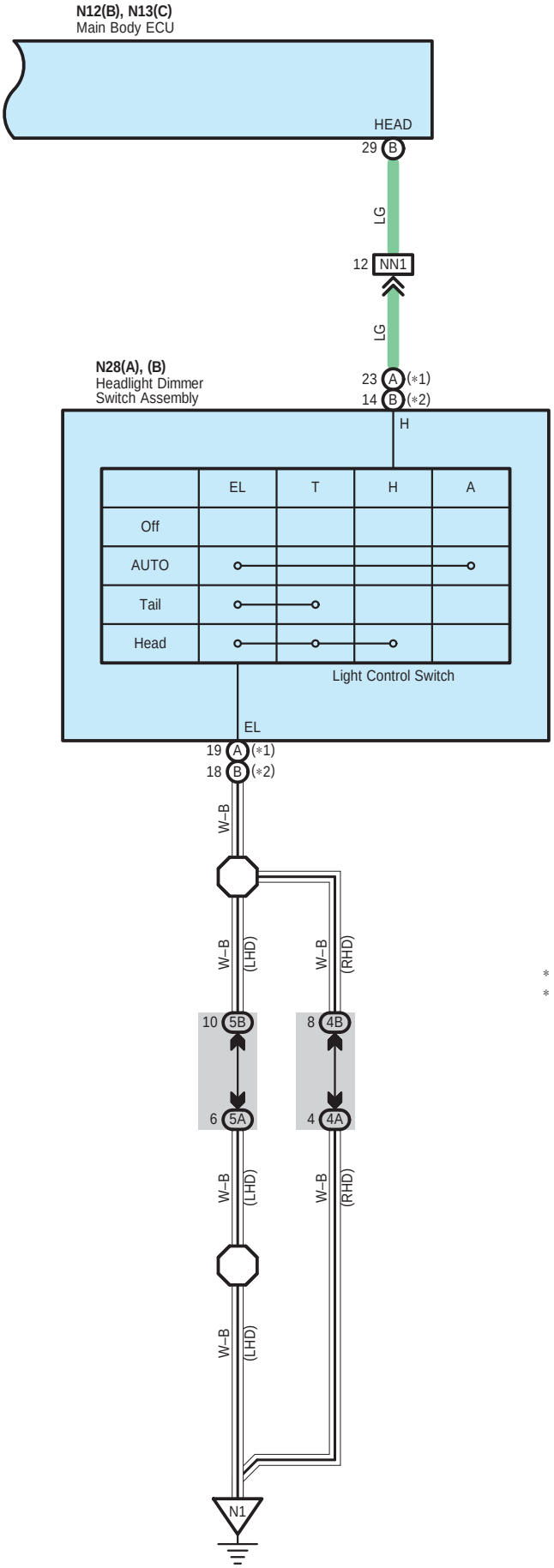

* 1 : LHD, RHD Light Control Switch LH Side Type
* 2 : RHD Light Control Switch RH Side Type

A 23
Black

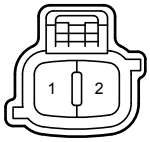

A 24
Gray

A 25
Black



A 51
Blue

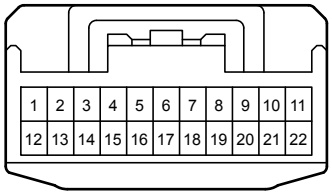

A 52
Black

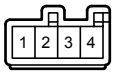

A 68
Gray

A 75
White

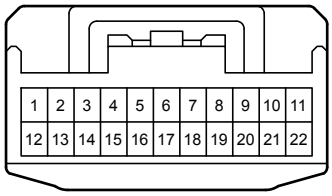

N 6
Black



N 12
White

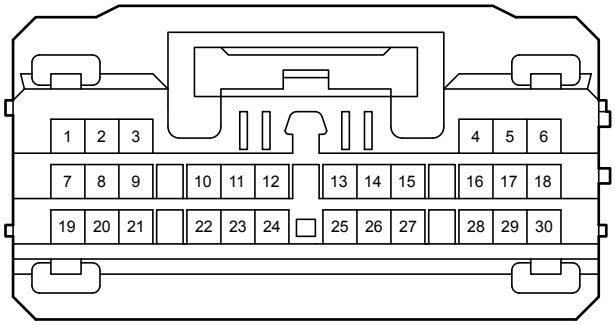

N 13
White

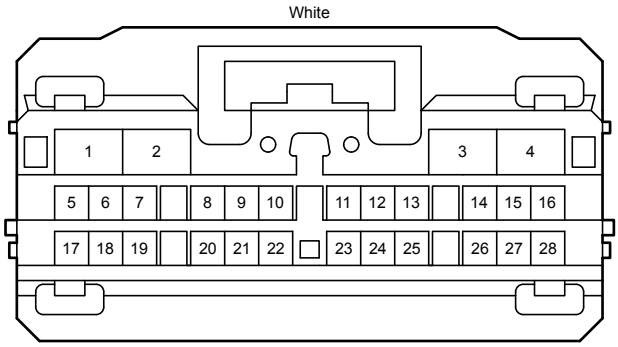

N 28
Black

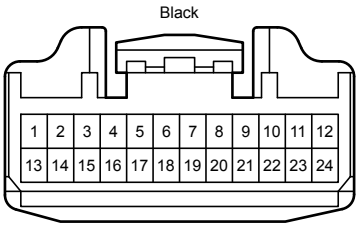

N 35
White

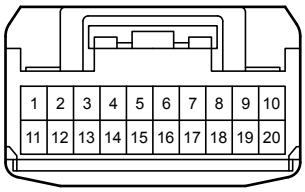

N 36
White

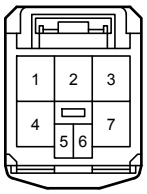

2E
White

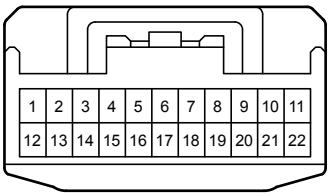

2F
White

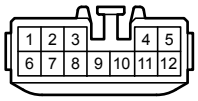

4A
White

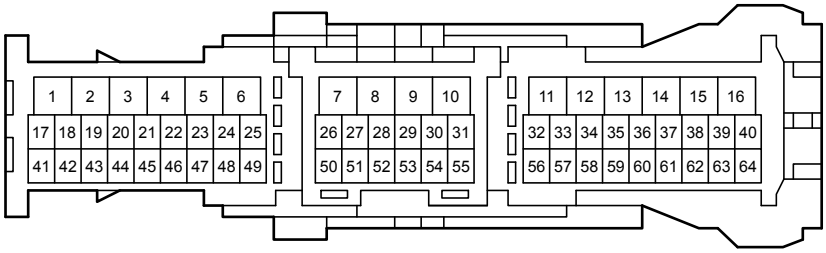

4B
White

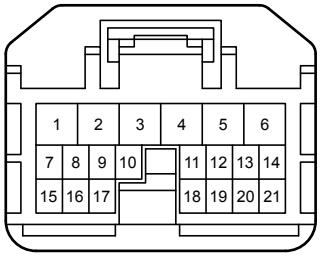

4D
White

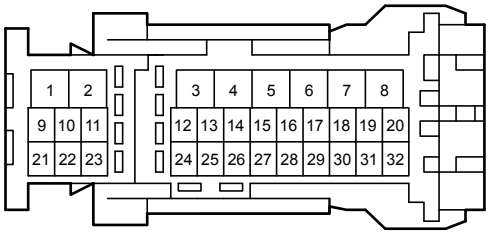

5A
White

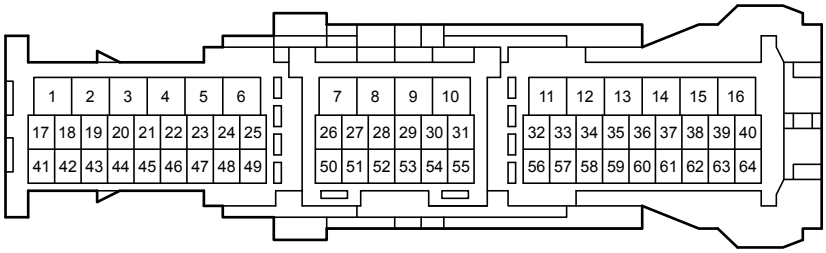

5B
White

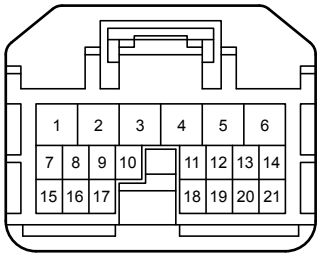

5D
White

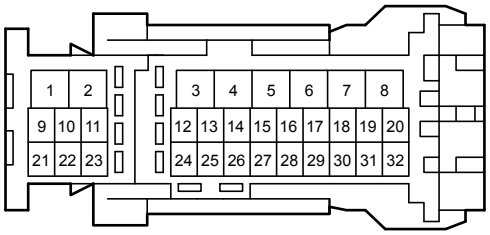

NA1
White

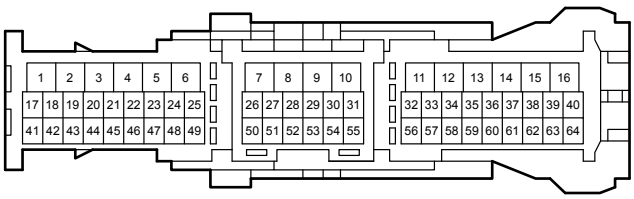

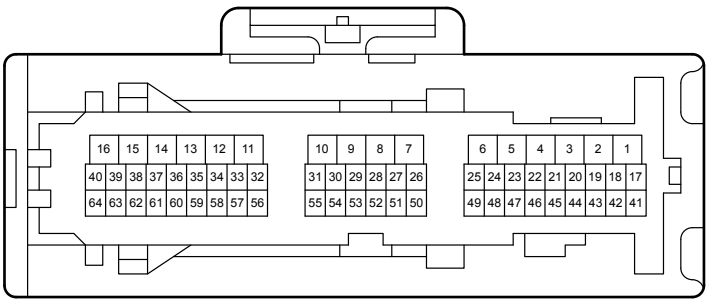

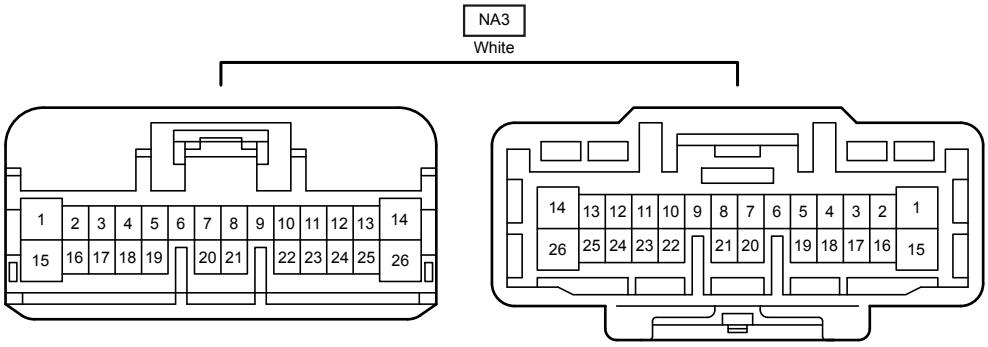
NA3
White
1 2 3 4 5 6 7 8 9 10 11 12 13 14
15 16 17 18 19 20 21 22 23 24 25 26
14 13 12 11 10 9 8 7 6 5 4 3 2 1
26 25 24 23 22 21 20 19 18 17 16 15

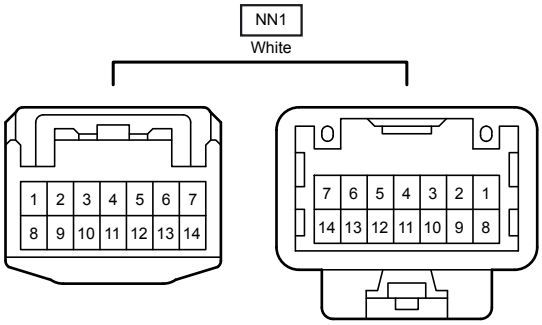
NN1
White
1 2 3 4 5 6 7
8 9 10 11 12 13 14
7 6 5 4 3 2 1
14 13 12 11 10 9 8