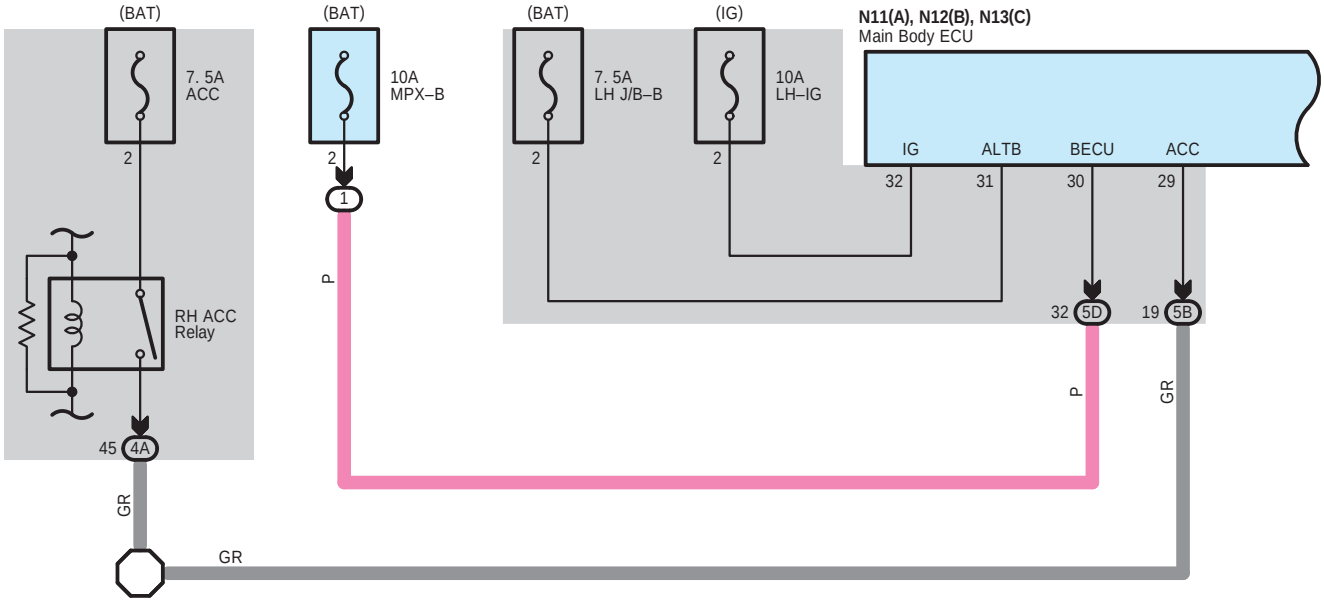

∗ 2 : w/o Power Trunk Lid
∗16 : Before Oct. 2015 Production
∗17 : From Oct. 2015 Production

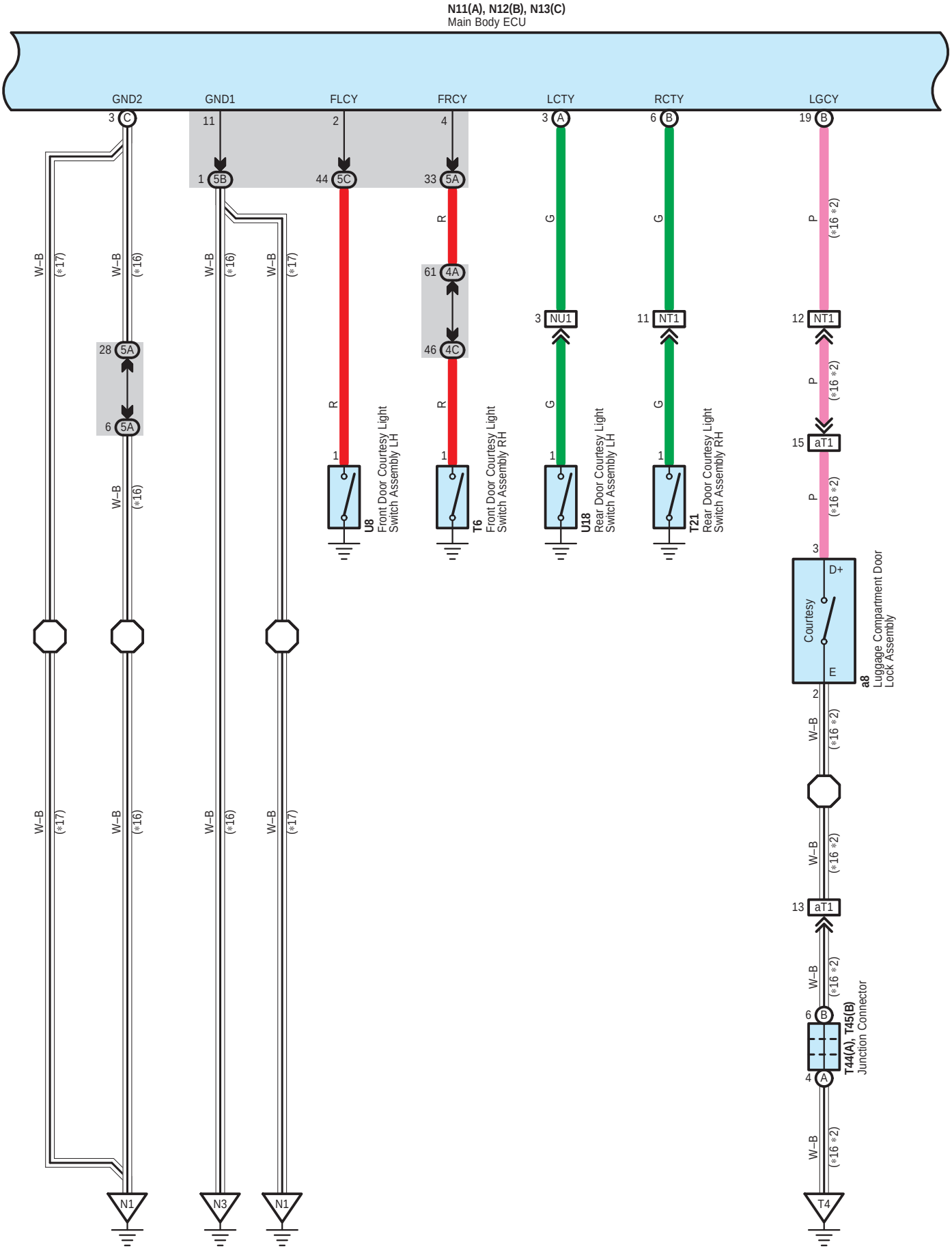
N11(A), N12(B), N13(C)
Main Body ECU
GND2
GND1
FLCY
FRCY
LCTY
RCTY
LGCY
U8
Front Door Courtesy Light Switch Assembly LH
T6
Front Door Courtesy Light Switch Assembly RH
U18
Rear Door Courtesy Light Switch Assembly LH
T21
Rear Door Courtesy Light Switch Assembly RH
Courtesy
D+
E
a8
Luggage Compartment Door Lock Assembly
T44(A), T45(B)
Junction Connector
N1
N3
N1
T4

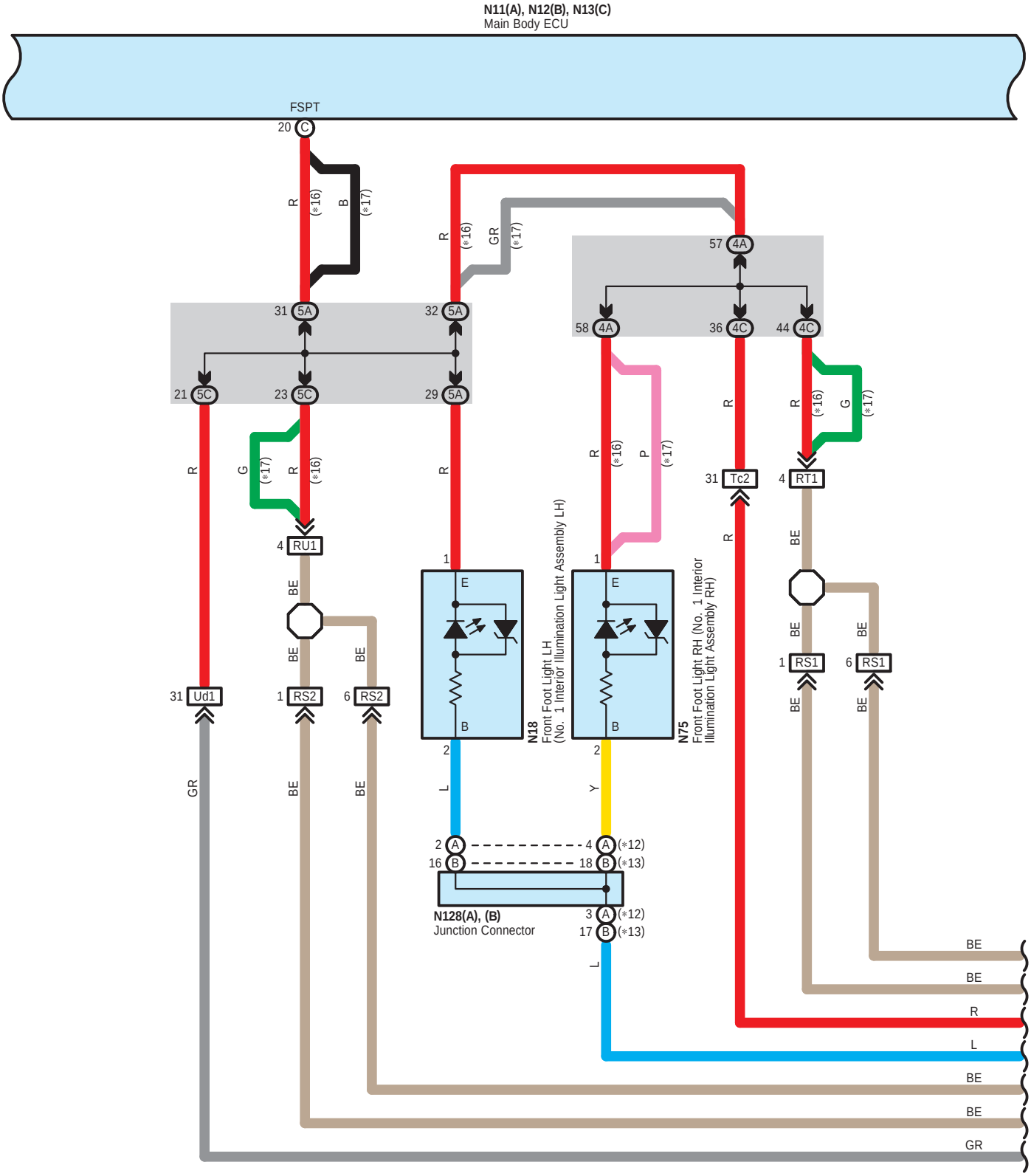
N11(A), N12(B), N13(C)
Main Body ECU
FSPT
20 C
R
(*16)
B
(*17)
31 5A
32 5A
21 5C
23 5C
29 5A
57 4A
58 4A
36 4C
44 4C
G
GR
P
31 Tc2
4 RT1
4 RU1
BE
31 Ud1
1 RS2
6 RS2
1 RS1
6 RS1
N18
Front Foot Light LH
(No. 1 Interior Illumination Light Assembly LH)
N75
Front Foot Light RH (No. 1 Interior
Illumination Light Assembly RH)
E
B
L
Y
2 A
16 B
4 A (*12)
18 B (*13)
N128(A), (B)
Junction Connector
3 A (*12)
17 B (*13)

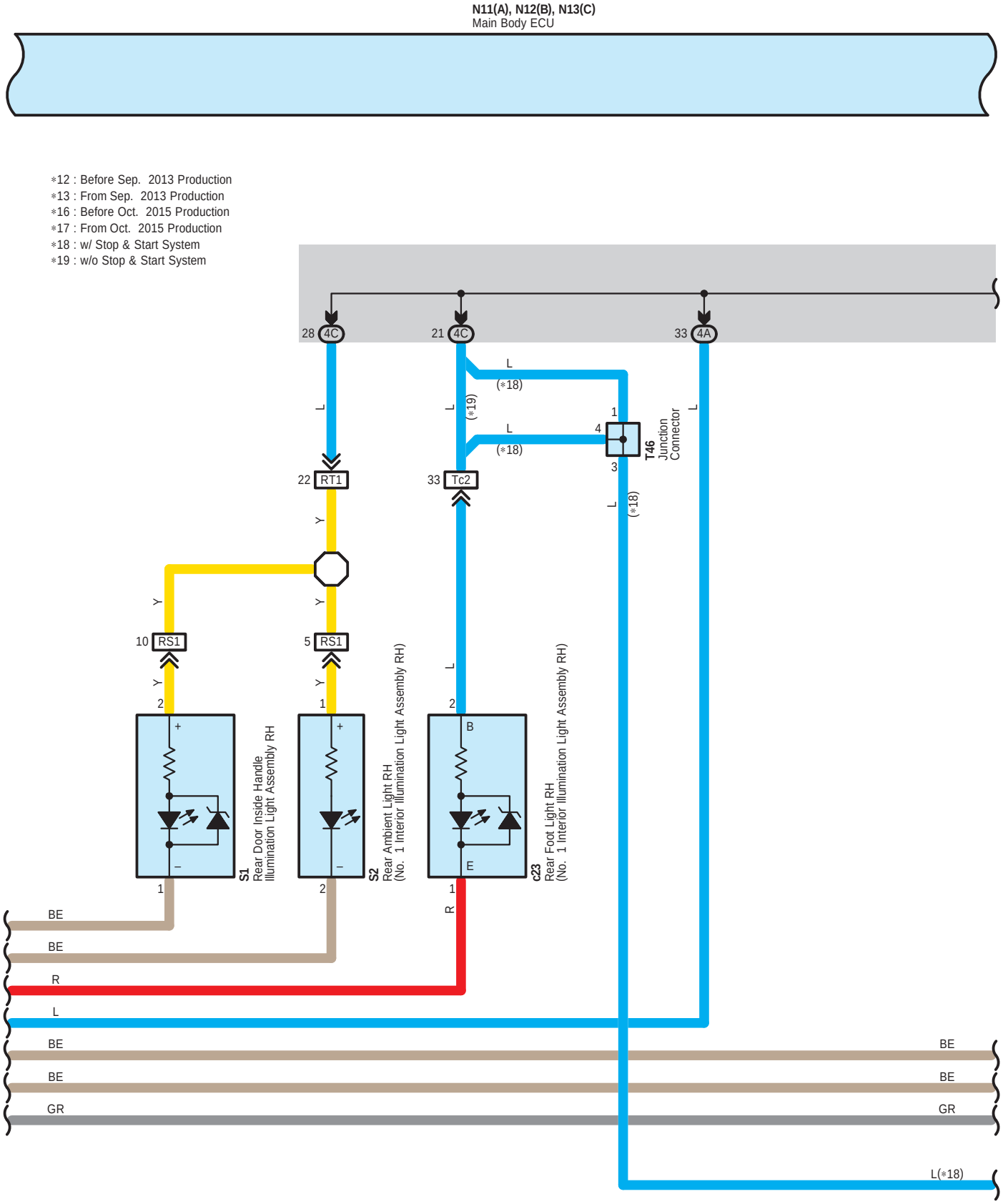
N11(A), N12(B), N13(C)
Main Body ECU
*12 : Before Sep. 2013 Production
*13 : From Sep. 2013 Production
*16 : Before Oct. 2015 Production
*17 : From Oct. 2015 Production
*18 : w/ Stop & Start System
*19 : w/o Stop & Start System
28 4C
21 4C
33 4A
L
(*18)
(*19)
1
4
3
T46
Junction Connector
22 RT1
33 Tc2
Y
10 RS1
5 RS1
2
1
S1
Rear Door Inside Handle Illumination Light Assembly RH
S2
Rear Ambient Light RH (No. 1 Interior Illumination Light Assembly RH)
c23
Rear Foot Light RH (No. 1 Interior Illumination Light Assembly RH)
B
E
R
BE
GR
L(*18)

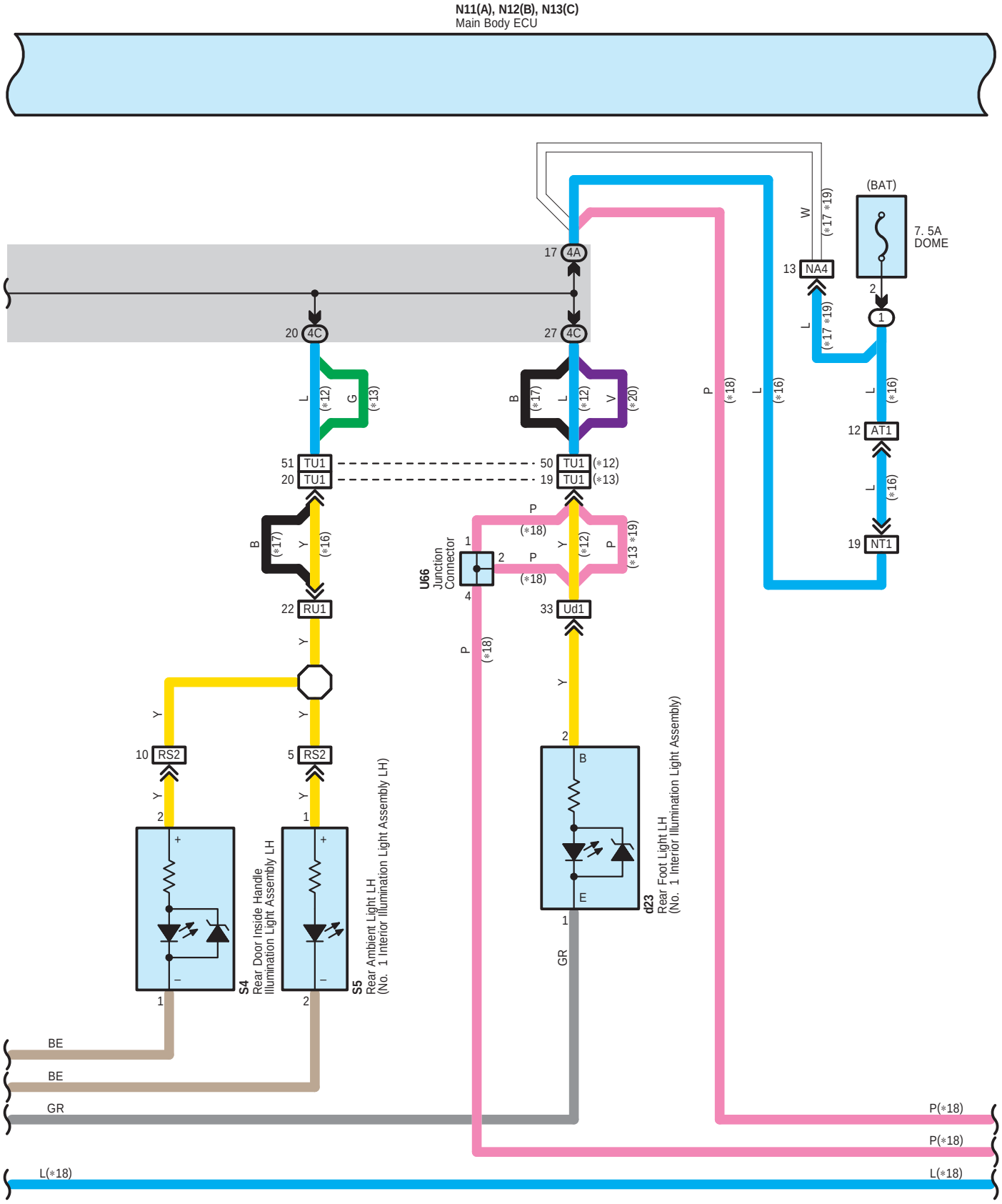
N11(A), N12(B), N13(C)
Main Body ECU
(BAT)
7. 5A
DOME
17 4A
20 4C
27 4C
13 NA4
12 AT1
19 NT1
51 TU1
20 TU1
50 TU1
19 TU1
22 RU1
33 Ud1
10 RS2
5 RS2
U66
Junction
Connector
S4
Rear Door Inside Handle
Illumination Light Assembly LH
S5
Rear Ambient Light LH
(No. 1 Interior Illumination Light Assembly LH)
d23
Rear Foot Light LH
(No. 1 Interior Illumination Light Assembly)
BE
BE
GR
L(*18)
P(*18)
P(*18)
L(*18)

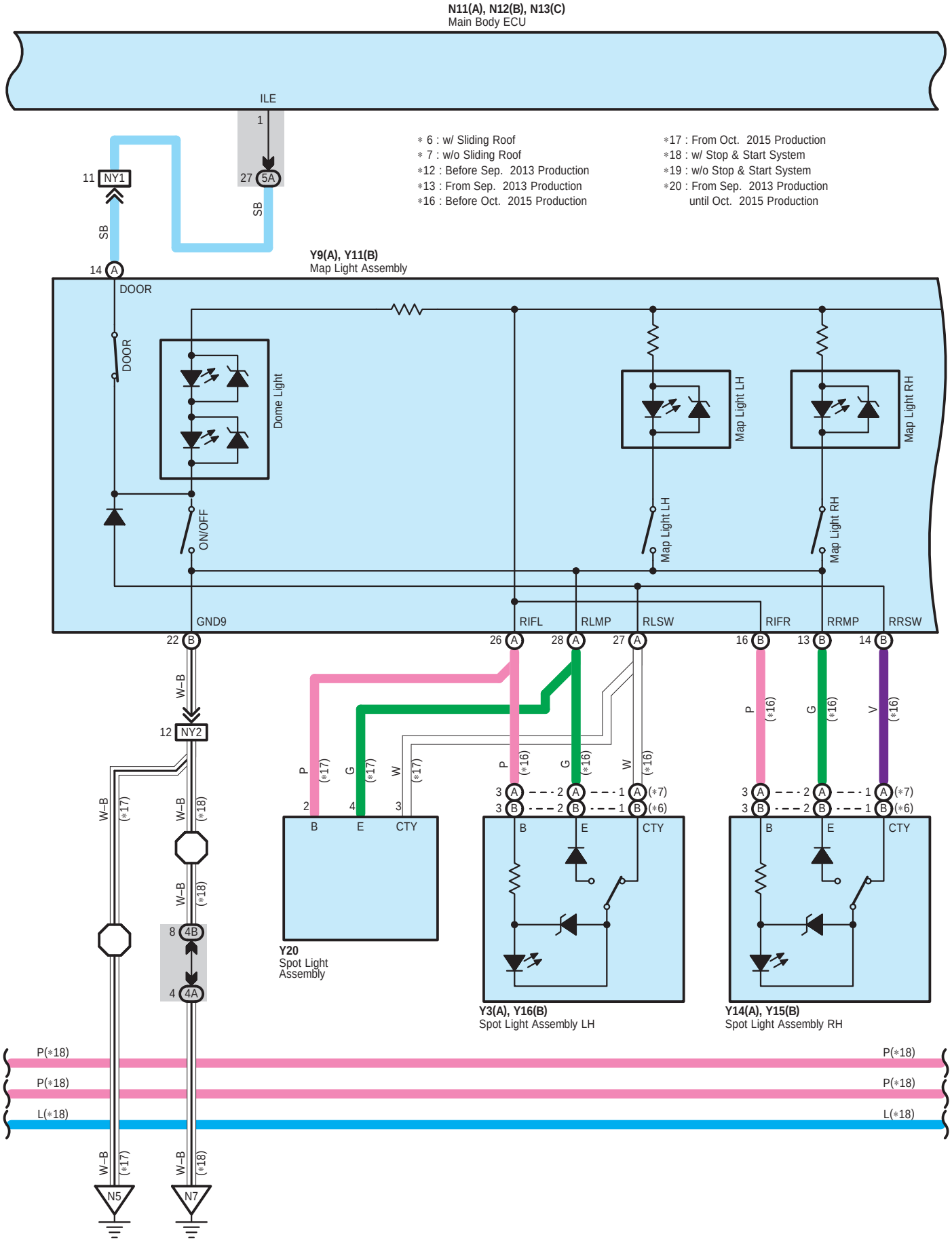
N11(A), N12(B), N13(C)
Main Body ECU
ILE
1
27 5A
11 NY1
SB
SB
14 A
DOOR
Y9(A), Y11(B)
Map Light Assembly
DOOR
Dome Light
ON/OFF
Map Light LH
Map Light RH
Map Light LH
Map Light RH
GND9
RIFL
RLMP
RLSW
RIFR
RRMP
RRSW
22 B
26 A
28 A
27 A
16 B
13 B
14 B
W–B
12 NY2
P (*17)
G (*17)
W (*17)
P (*16)
G (*16)
W (*16)
P (*16)
G (*16)
V (*16)
2 B
4 E
3 CTY
3 A 2 A 1 A (*7)
3 B 2 B 1 B (*6)
W–B (*17)
W–B (*18)
W–B (*18)
8 4B
4 4A
Y20
Spot Light
Assembly
Y3(A), Y16(B)
Spot Light Assembly LH
Y14(A), Y15(B)
Spot Light Assembly RH
P(*18)
P(*18)
L(*18)
W–B (*17)
W–B (*18)
N5
N7
∗ 6 : w/ Sliding Roof
∗ 7 : w/o Sliding Roof
∗12 : Before Sep. 2013 Production
∗13 : From Sep. 2013 Production
∗16 : Before Oct. 2015 Production
∗17 : From Oct. 2015 Production
∗18 : w/ Stop & Start System
∗19 : w/o Stop & Start System
∗20 : From Sep. 2013 Production
until Oct. 2015 Production

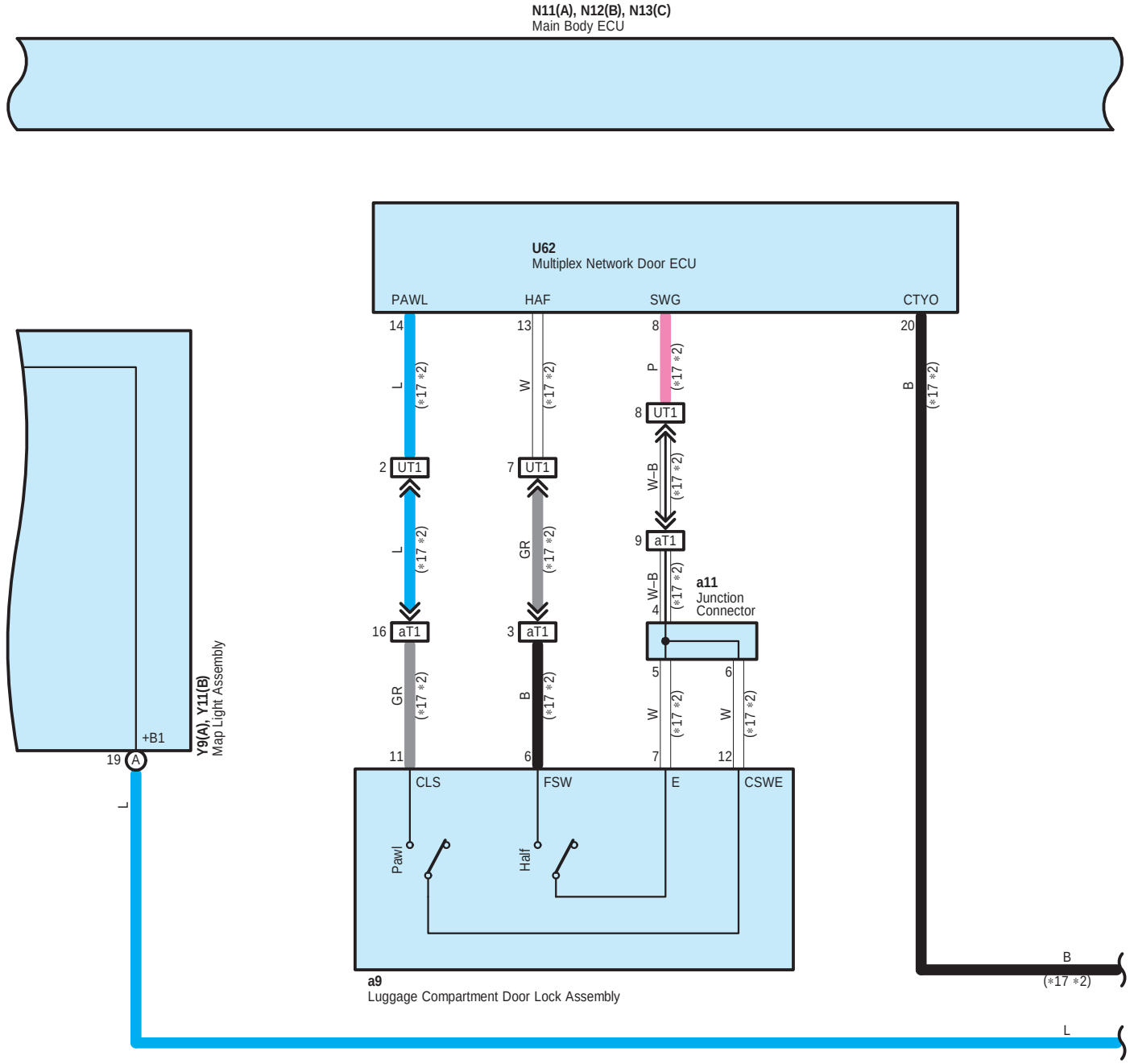

* 1 : w/ Power Trunk Lid
* 2 : w/o Power Trunk Lid
* 8 : Before Feb. 2012 Production
* 9 : From Feb. 2012 Production until Sep. 2013 Production
*13 : From Sep. 2013 Production
*16 : Before Oct. 2015 Production
*17 : From Oct. 2015 Production
*18 : w/ Stop & Start System
*19 : w/o Stop & Start System

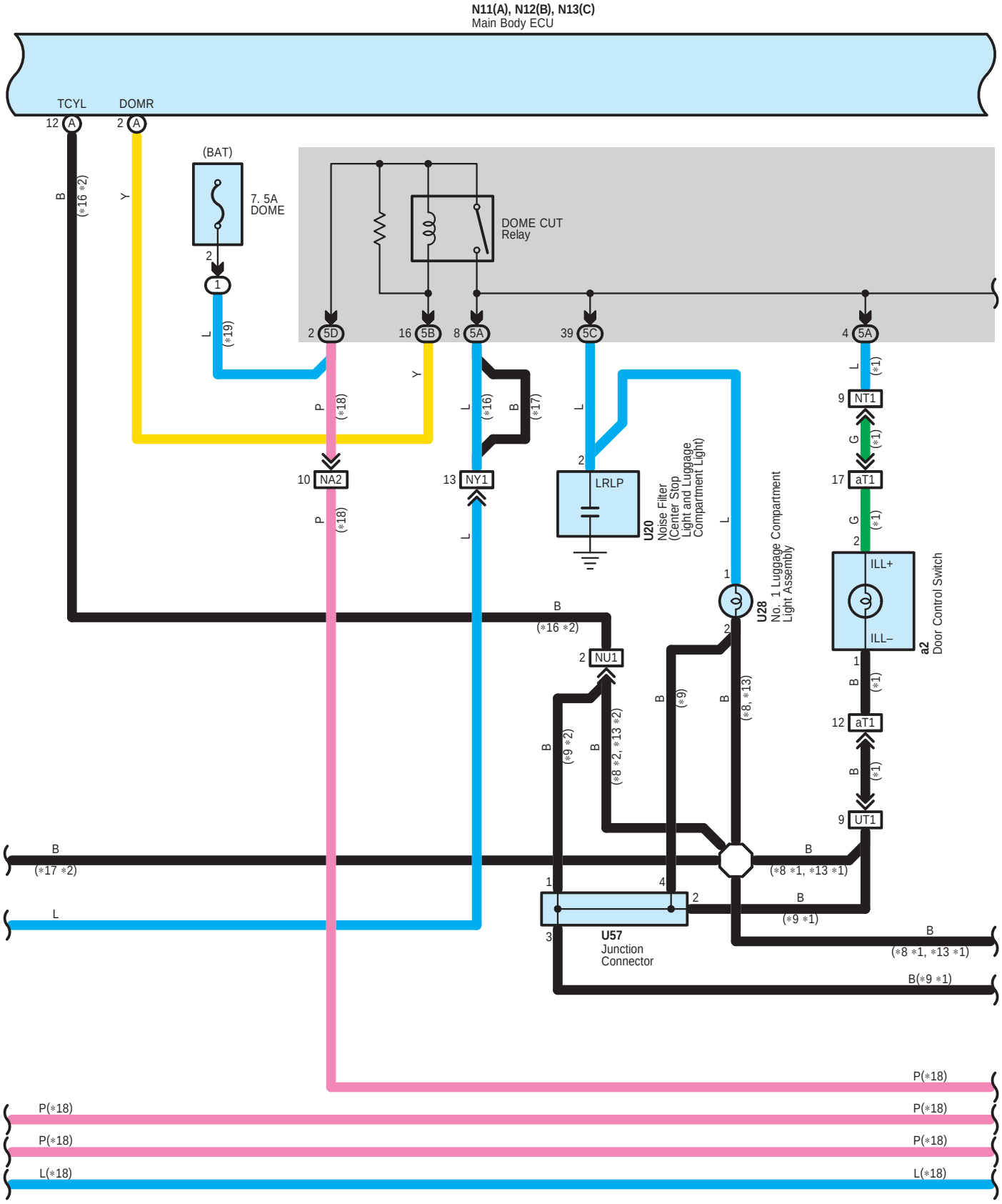
N11(A), N12(B), N13(C)
Main Body ECU
TCYL
DOMR
12 A
2 A
(BAT)
7. 5A
DOME
DOME CUT
Relay
2 5D
16 5B
8 5A
39 5C
4 5A
10 NA2
13 NY1
LRLP
U20
Noise Filter
(Center Stop
Light and Luggage
Compartment Light)
U28
No. 1 Luggage Compartment
Light Assembly
9 NT1
17 aT1
ILL+
ILL–
a2
Door Control Switch
12 aT1
9 UT1
2 NU1
U57
Junction
Connector
B
(∗16 ∗2)
Y
L
(∗19)
P
(∗18)
(∗16)
B
(∗17)
(∗1)
G
(∗9)
(∗8, ∗13)
(∗9 ∗2)
(∗8 ∗2, ∗13 ∗2)
(∗17 ∗2)
(∗8 ∗1, ∗13 ∗1)
(∗9 ∗1)
B(∗9 ∗1)
P(∗18)
L(∗18)

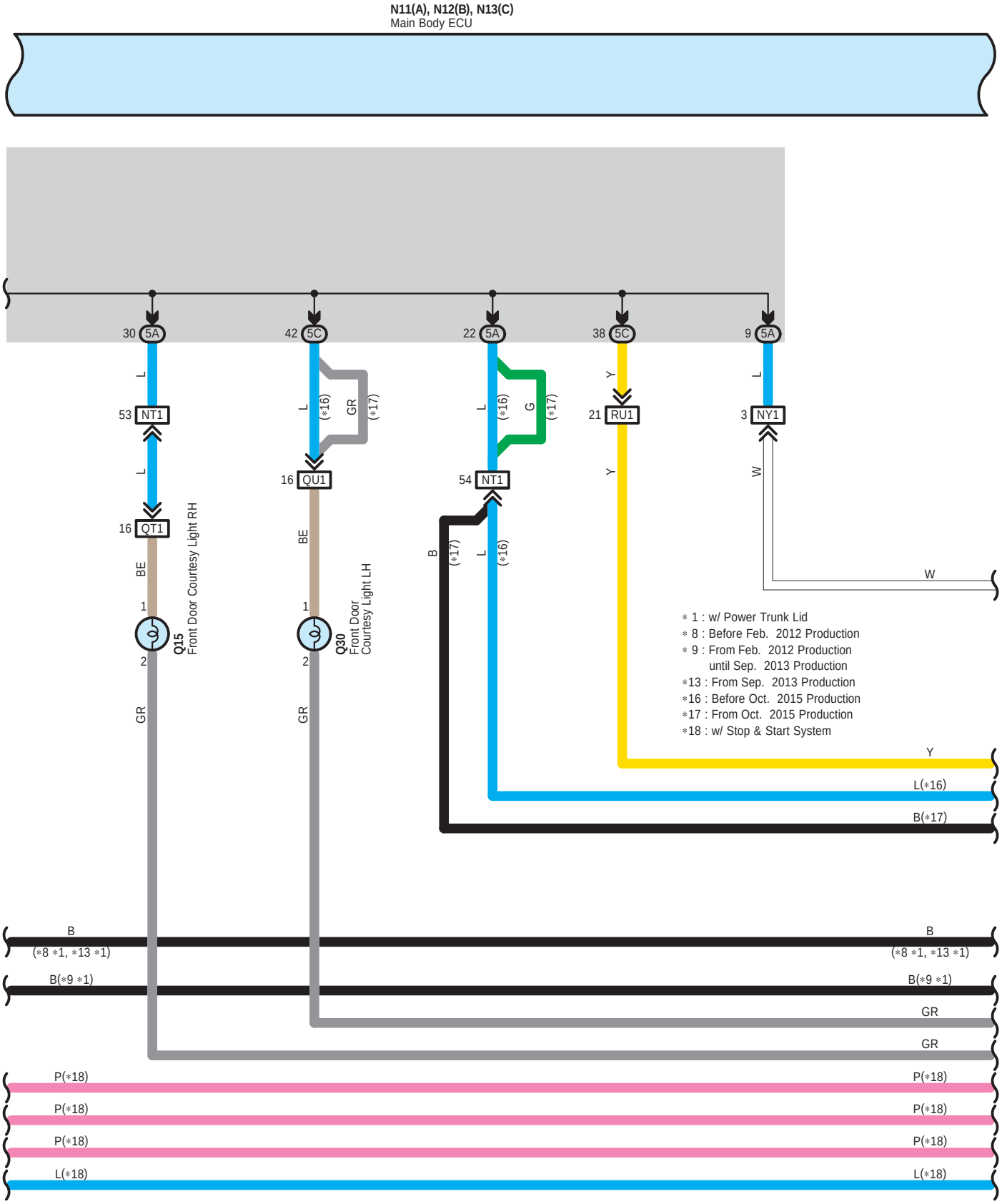
N11(A), N12(B), N13(C)
Main Body ECU
30 5A
42 5C
22 5A
38 5C
9 5A
53 NT1
16 QT1
16 QU1
54 NT1
21 RU1
3 NY1
Q15
Front Door Courtesy Light RH
Q30
Front Door Courtesy Light LH
∗ 1 : w/ Power Trunk Lid
∗ 8 : Before Feb. 2012 Production
∗ 9 : From Feb. 2012 Production until Sep. 2013 Production
∗13 : From Sep. 2013 Production
∗16 : Before Oct. 2015 Production
∗17 : From Oct. 2015 Production
∗18 : w/ Stop & Start System
B (∗8 ∗1, ∗13 ∗1)
B(∗9 ∗1)
P(∗18)
L(∗18)

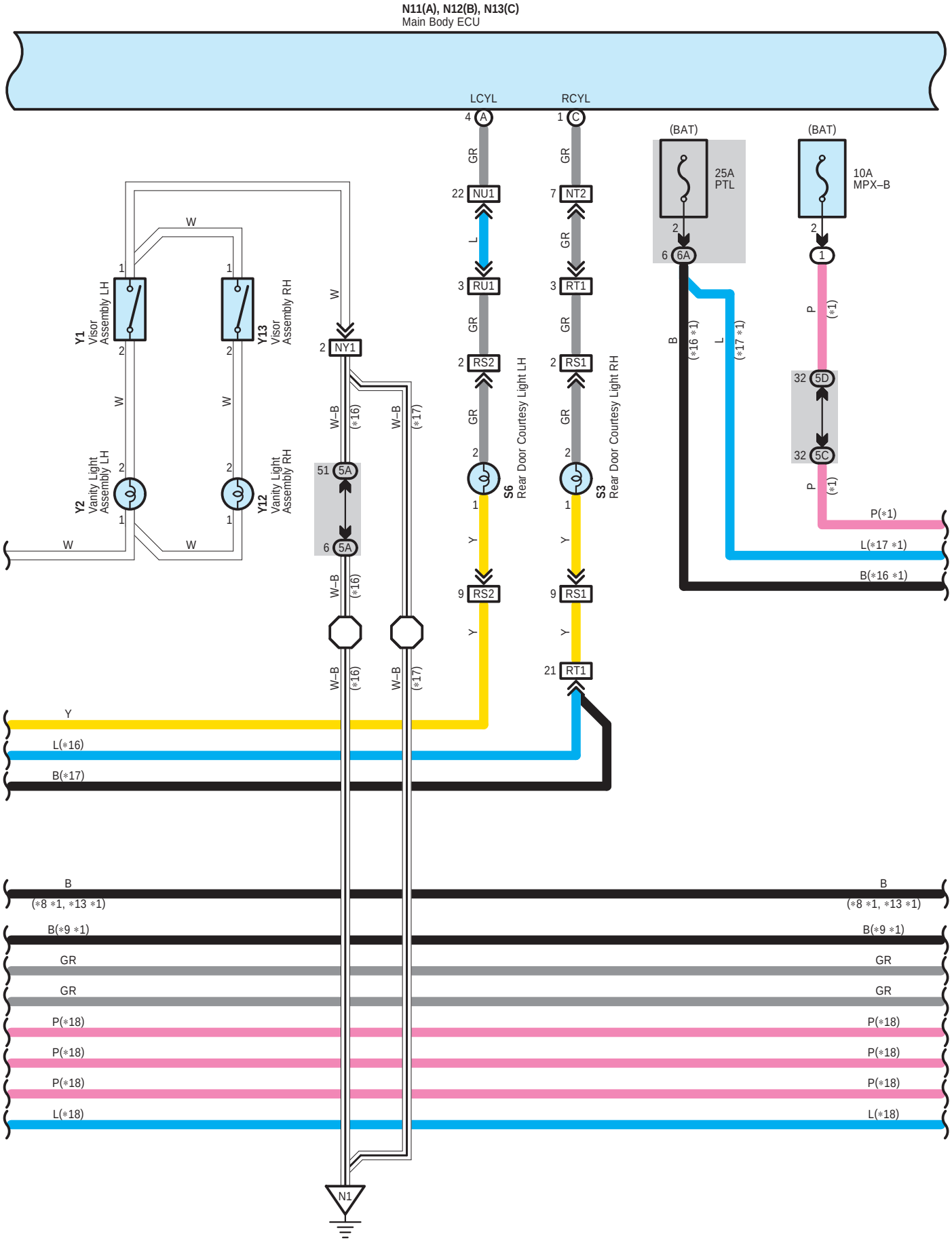
N11(A), N12(B), N13(C)
Main Body ECU
LCYL
RCYL
4 A
1 C
GR
22 NU1
7 NT2
L
3 RU1
3 RT1
2 RS2
2 RS1
S6
Rear Door Courtesy Light LH
S3
Rear Door Courtesy Light RH
9 RS2
9 RS1
21 RT1
Y
(BAT)
25A
PTL
6 6A
B
(*16 *1)
L
(*17 *1)
(BAT)
10A
MPX–B
1
P
(*1)
32 5D
32 5C
P(*1)
L(*17 *1)
B(*16 *1)
W
Y1
Visor
Assembly LH
Y13
Visor
Assembly RH
Y2
Vanity Light
Assembly LH
Y12
Vanity Light
Assembly RH
2 NY1
W–B
(*16)
(*17)
51 5A
6 5A
Y
L(*16)
B(*17)
B
(*8 *1, *13 *1)
B(*9 *1)
GR
P(*18)
L(*18)
N1

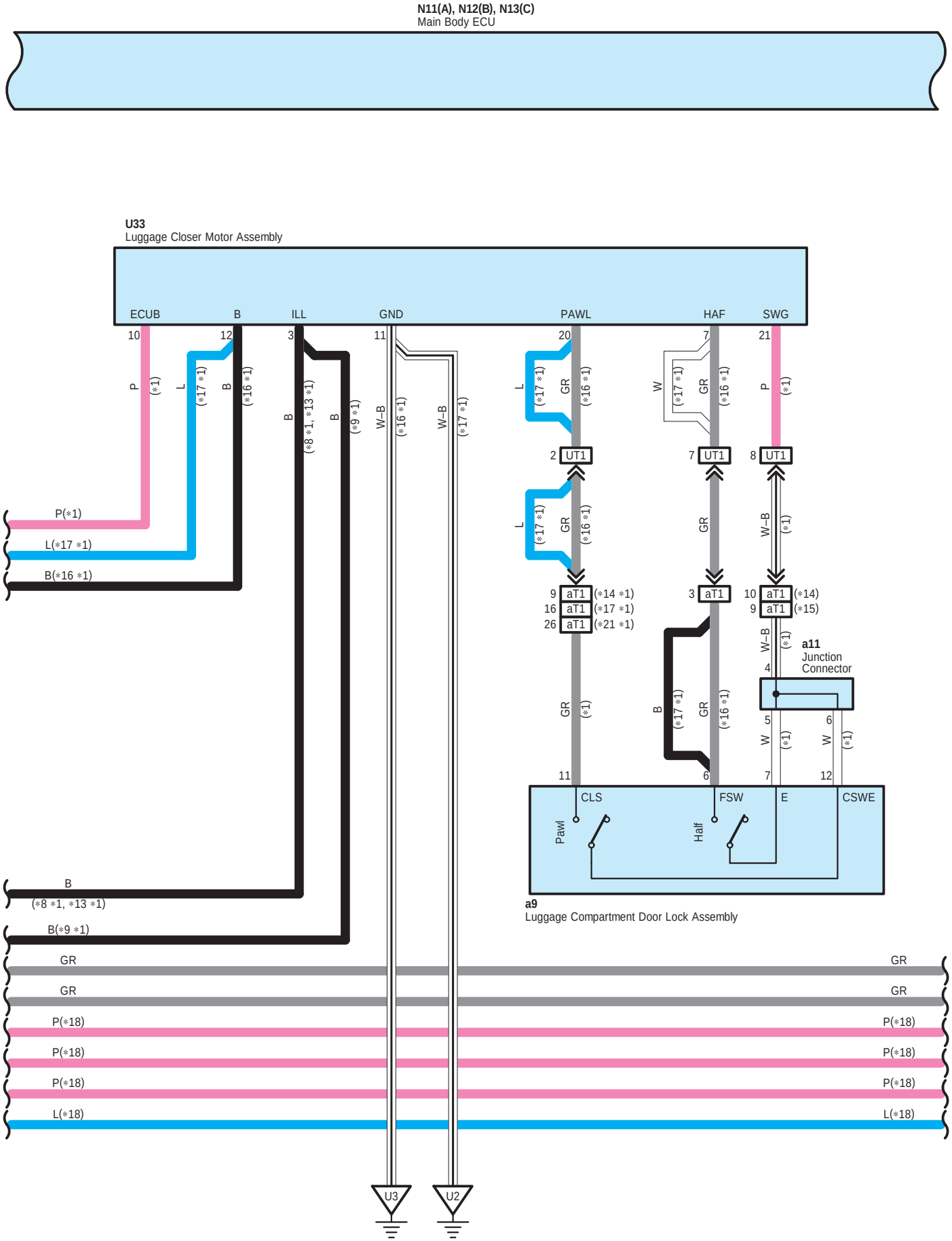
N11(A), N12(B), N13(C)
Main Body ECU
U33
Luggage Closer Motor Assembly
ECUB
B
ILL
GND
PAWL
HAF
SWG
10
12
3
11
20
7
21
P
(*1)
L
(*17 *1)
B
(*16 *1)
B
(*8 *1, *13 *1)
B
(*9 *1)
W–B
(*16 *1)
W–B
(*17 *1)
L
(*17 *1)
GR
(*16 *1)
W
(*17 *1)
GR
(*16 *1)
P
(*1)
2
UT1
7
UT1
8
UT1
L
(*17 *1)
GR
(*16 *1)
GR
W–B
(*1)
9
aT1
(*14 *1)
16
aT1
(*17 *1)
26
aT1
(*21 *1)
3
aT1
10
aT1
(*14)
9
aT1
(*15)
W–B
(*1)
a11
Junction
Connector
4
GR
(*1)
B
(*17 *1)
GR
(*16 *1)
5
6
W
(*1)
W
(*1)
11
6
7
12
CLS
FSW
E
CSWE
Pawl
Half
a9
Luggage Compartment Door Lock Assembly
P(*1)
L(*17 *1)
B(*16 *1)
B
(*8 *1, *13 *1)
B(*9 *1)
GR
GR
P(*18)
P(*18)
P(*18)
L(*18)
GR
GR
P(*18)
P(*18)
P(*18)
L(*18)
U3
U2

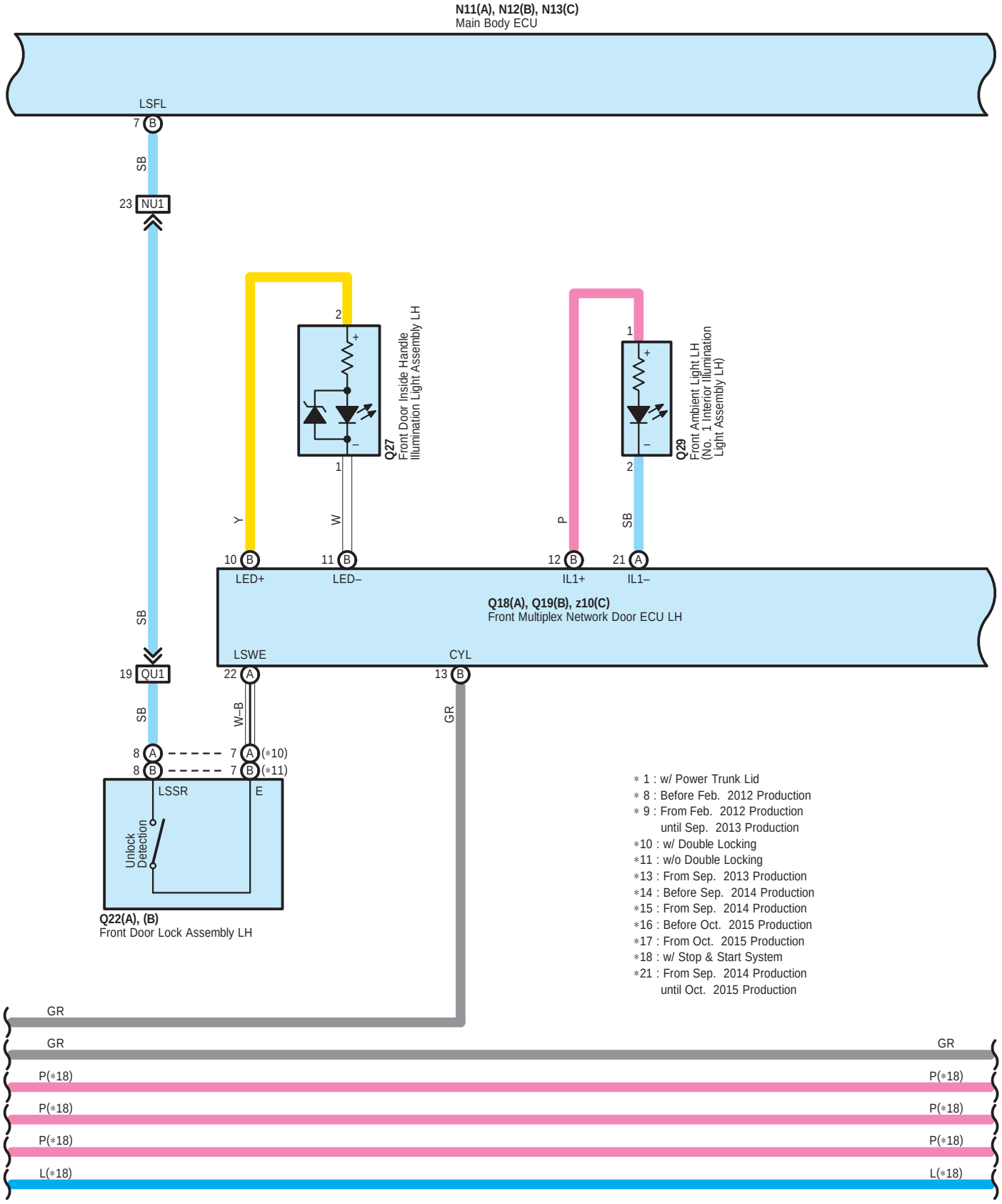
N11(A), N12(B), N13(C)
Main Body ECU
LSFL
7 B
SB
23 NU1
2
1
Q27
Front Door Inside Handle Illumination Light Assembly LH
1
2
Q29
Front Ambient Light LH (No. 1 Interior Illumination Light Assembly LH)
Y
W
P
SB
10 B
11 B
12 B
21 A
LED+
LED–
IL1+
IL1–
Q18(A), Q19(B), z10(C)
Front Multiplex Network Door ECU LH
SB
LSWE
CYL
19 QU1
22 A
13 B
SB
W–B
GR
8 A
7 A (∗10)
8 B
7 B (∗11)
LSSR
E
Unlock Detection
Q22(A), (B)
Front Door Lock Assembly LH
∗ 1 : w/ Power Trunk Lid
∗ 8 : Before Feb. 2012 Production
∗ 9 : From Feb. 2012 Production until Sep. 2013 Production
∗10 : w/ Double Locking
∗11 : w/o Double Locking
∗13 : From Sep. 2013 Production
∗14 : Before Sep. 2014 Production
∗15 : From Sep. 2014 Production
∗16 : Before Oct. 2015 Production
∗17 : From Oct. 2015 Production
∗18 : w/ Stop & Start System
∗21 : From Sep. 2014 Production until Oct. 2015 Production
GR
GR
GR
P(∗18)
P(∗18)
P(∗18)
P(∗18)
P(∗18)
P(∗18)
L(∗18)
L(∗18)

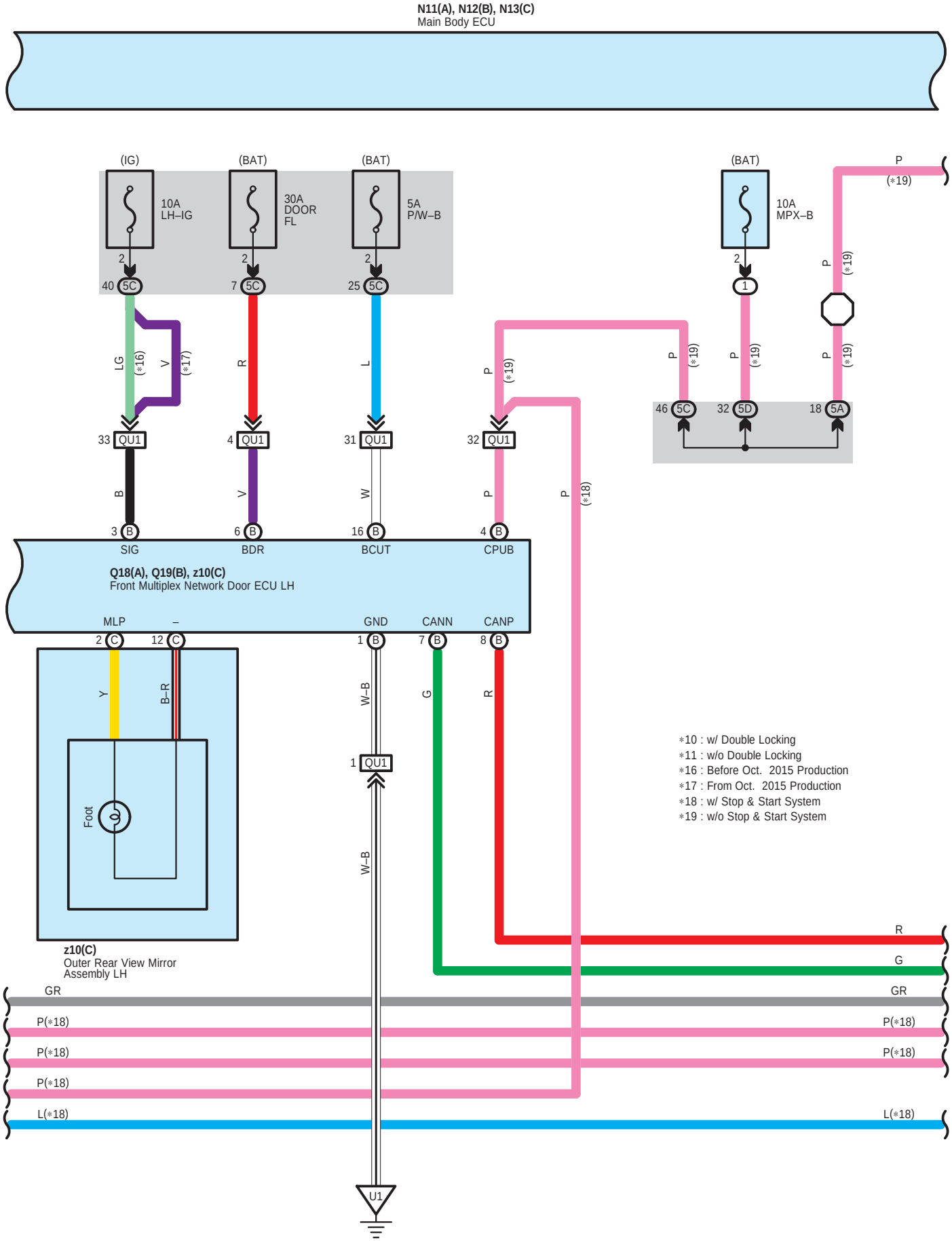
N11(A), N12(B), N13(C)
Main Body ECU
(IG)
(BAT)
(BAT)
(BAT)
10A
LH–IG
30A
DOOR
FL
5A
P/W–B
10A
MPX–B
2
40 5C
7 5C
25 5C
2
1
LG
(*16)
V
(*17)
R
L
P
(*19)
P
(*19)
P
(*19)
P
(*19)
P
(*19)
46 5C
32 5D
18 5A
33 QU1
4 QU1
31 QU1
32 QU1
B
V
W
P
P
(*18)
3 B
6 B
16 B
4 B
SIG
BDR
BCUT
CPUB
Q18(A), Q19(B), z10(C)
Front Multiplex Network Door ECU LH
MLP
–
GND
CANN
CANP
2 C
12 C
1 B
7 B
8 B
Y
B–R
W–B
G
R
1 QU1
Foot
W–B
*10 : w/ Double Locking
*11 : w/o Double Locking
*16 : Before Oct. 2015 Production
*17 : From Oct. 2015 Production
*18 : w/ Stop & Start System
*19 : w/o Stop & Start System
z10(C)
Outer Rear View Mirror
Assembly LH
R
G
GR
GR
P(*18)
P(*18)
P(*18)
P(*18)
P(*18)
P(*18)
L(*18)
L(*18)
U1

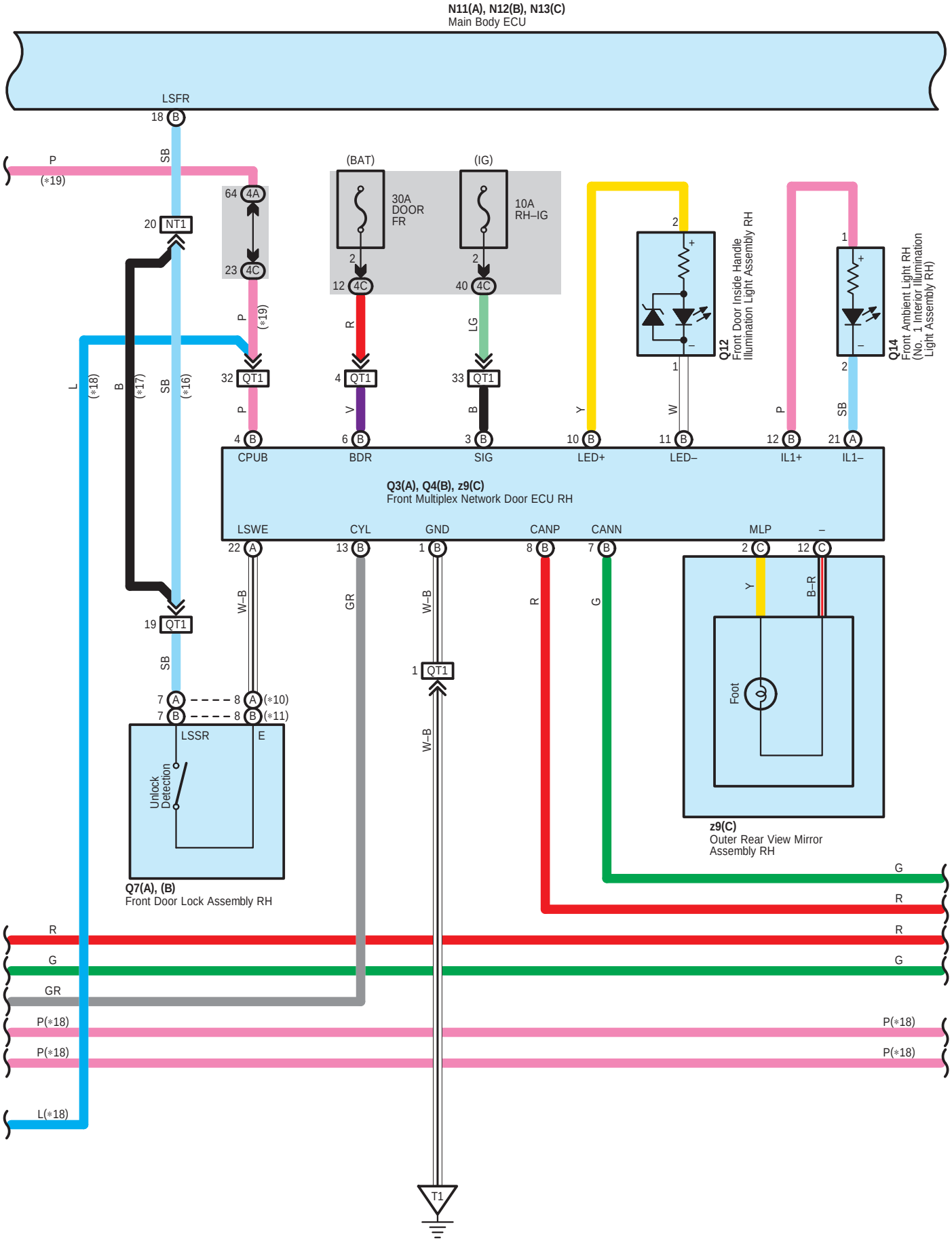
N11(A), N12(B), N13(C)
Main Body ECU
LSFR
18 B
P
(*19)
SB
20 NT1
64 4A
23 4C
(BAT)
(IG)
30A
DOOR
FR
10A
RH–IG
2
12 4C
40 4C
R
LG
P
(*19)
32 QT1
4 QT1
33 QT1
V
B
L
(*18)
B
(*17)
SB
(*16)
4 B
6 B
3 B
10 B
11 B
12 B
21 A
CPUB
BDR
SIG
LED+
LED–
IL1+
IL1–
Q12
Front Door Inside Handle
Illumination Light Assembly RH
Q14
Front Ambient Light RH
(No. 1 Interior Illumination
Light Assembly RH)
Q3(A), Q4(B), z9(C)
Front Multiplex Network Door ECU RH
LSWE
CYL
GND
CANP
CANN
MLP
22 A
13 B
1 B
8 B
7 B
2 C
12 C
W–B
GR
R
G
Y
B–R
19 QT1
1 QT1
7 A
8 A
(*10)
7 B
8 B
(*11)
LSSR
E
Unlock
Detection
Foot
z9(C)
Outer Rear View Mirror
Assembly RH
Q7(A), (B)
Front Door Lock Assembly RH
R
G
GR
P(*18)
L(*18)
T1

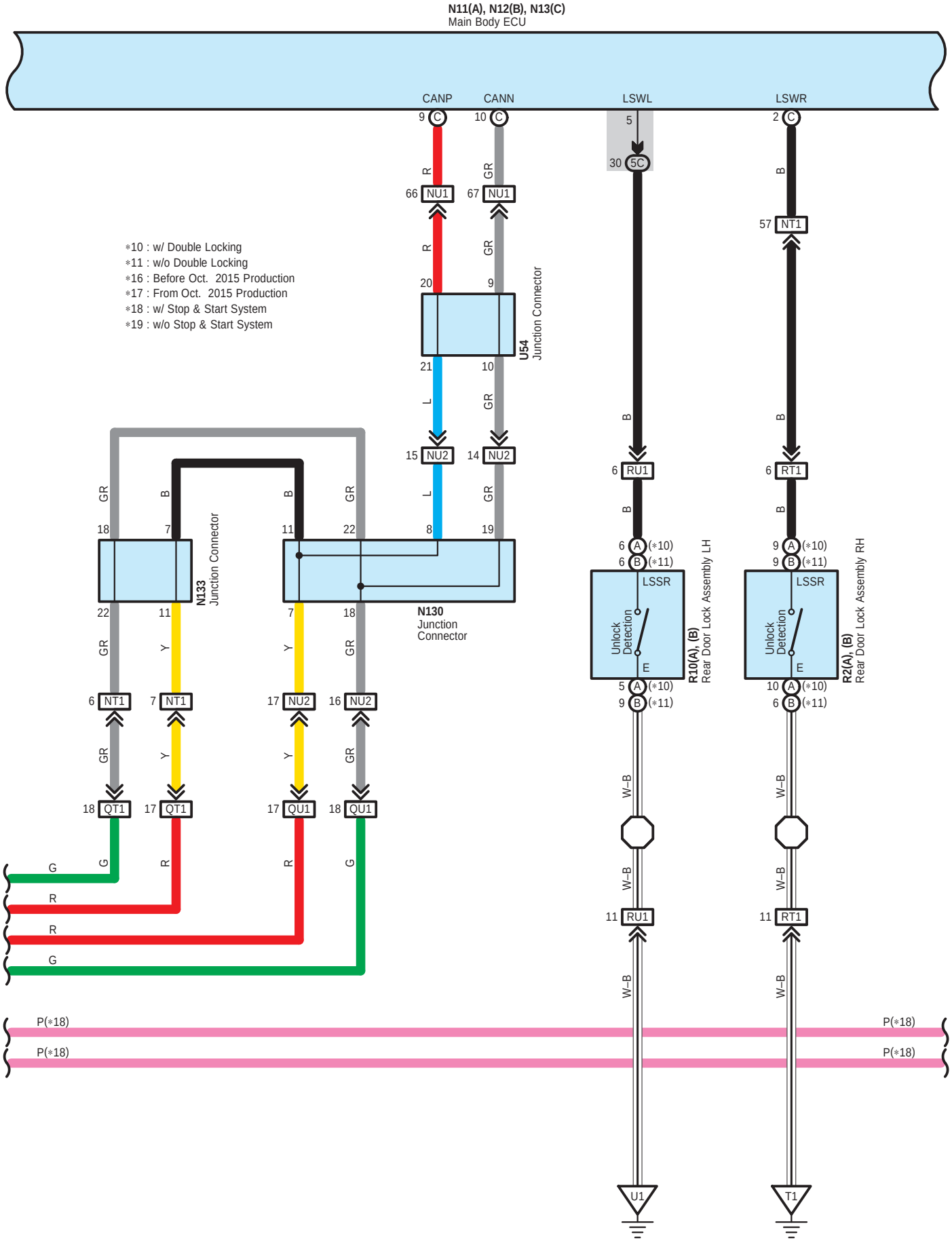
N11(A), N12(B), N13(C)
Main Body ECU
CANP
CANN
LSWL
LSWR
∗10 : w/ Double Locking
∗11 : w/o Double Locking
∗16 : Before Oct. 2015 Production
∗17 : From Oct. 2015 Production
∗18 : w/ Stop & Start System
∗19 : w/o Stop & Start System
U54
Junction Connector
N133
Junction Connector
N130
Junction
Connector
LSSR
Unlock
Detection
R10(A), (B)
Rear Door Lock Assembly LH
R2(A), (B)
Rear Door Lock Assembly RH
P(∗18)
U1
T1

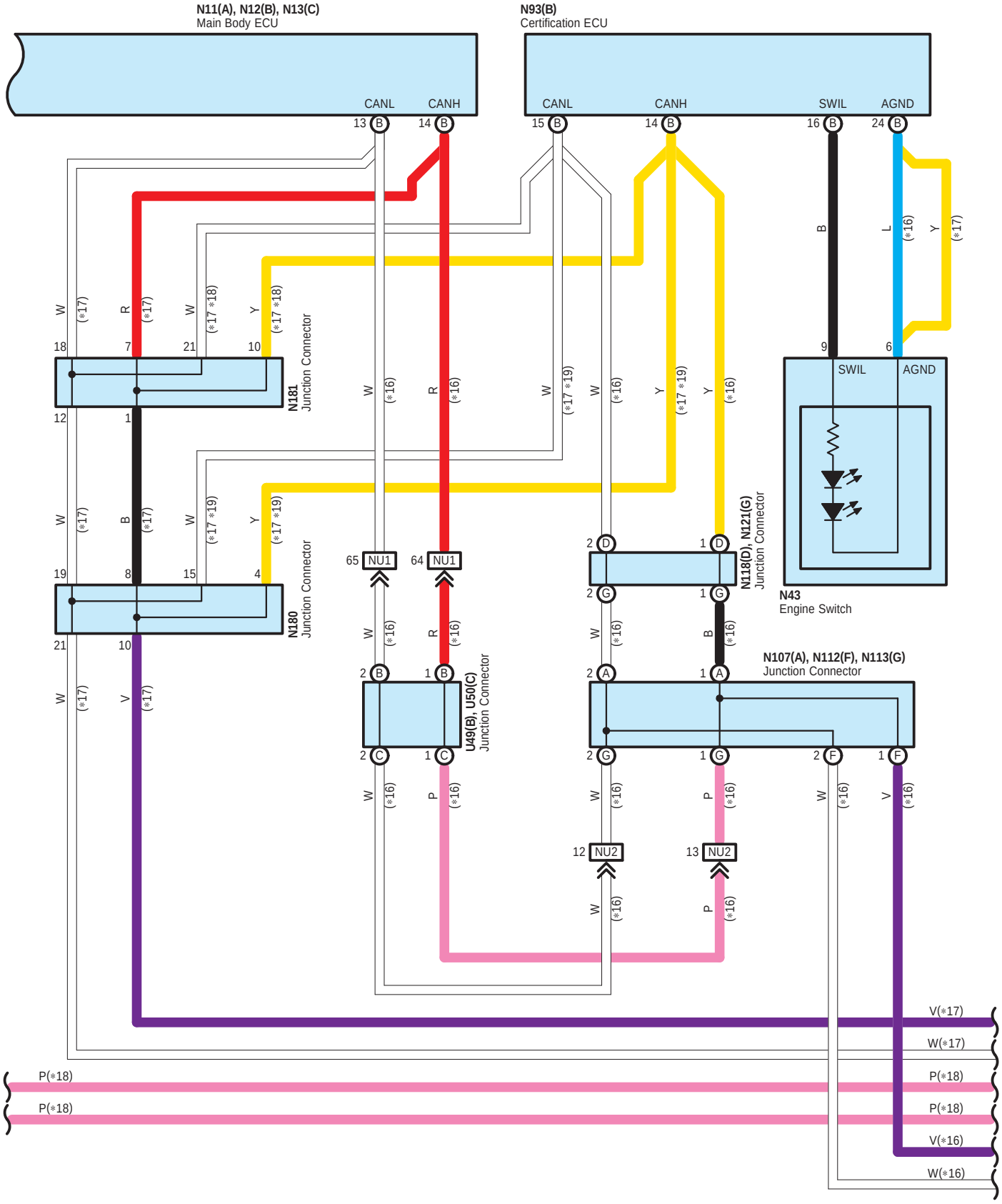
N11(A), N12(B), N13(C)
Main Body ECU
CANL
CANH
13 B
14 B
N93(B)
Certification ECU
CANL
CANH
SWIL
AGND
15 B
14 B
16 B
24 B
N181
Junction Connector
N180
Junction Connector
65 NU1
64 NU1
U49(B), U50(C)
Junction Connector
N118(D), N121(G)
Junction Connector
N43
Engine Switch
N107(A), N112(F), N113(G)
Junction Connector
12 NU2
13 NU2
V(∗17)
W(∗17)
P(∗18)
P(∗18)
P(∗18)
P(∗18)
V(∗16)
W(∗16)

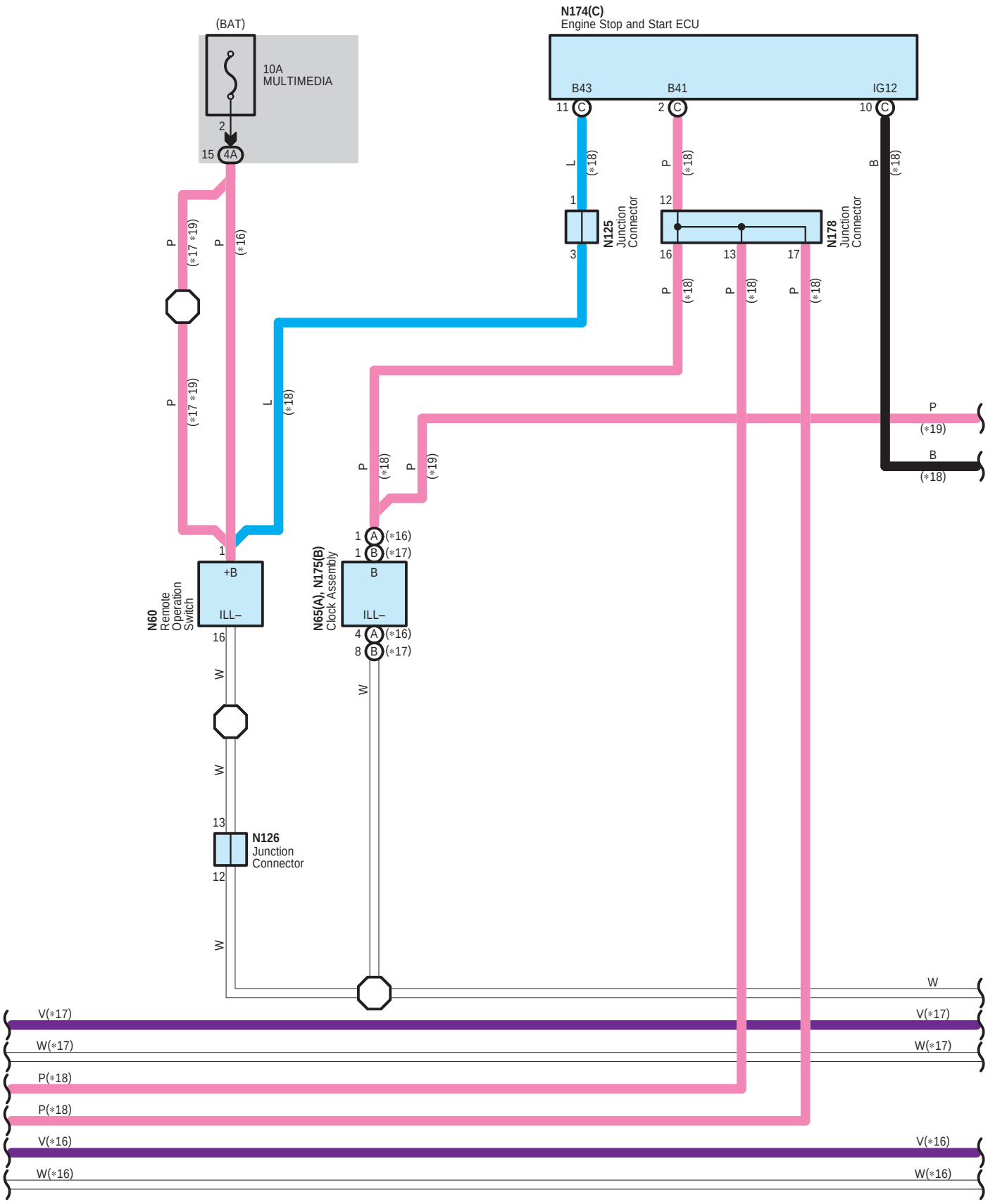
(BAT)
10A
MULTIMEDIA
2
15 4A
N174(C)
Engine Stop and Start ECU
B43
B41
IG12
11 C
2 C
10 C
L (*18)
P (*18)
B (*18)
1
3
N125
Junction
Connector
12
16
13
17
N178
Junction
Connector
P (*17 *19)
P (*16)
P (*17 *19)
L (*18)
P (*18)
P (*19)
P (*19)
P (*18)
P (*18)
P (*18)
P (*19)
B (*18)
1 A (*16)
1 B (*17)
1
+B
ILL–
N60
Remote
Operation
Switch
16
N65(A), N175(B)
Clock Assembly
B
ILL–
4 A (*16)
8 B (*17)
W
W
13
N126
Junction
Connector
12
W
W
V(*17)
W(*17)
P(*18)
P(*18)
V(*16)
W(*16)

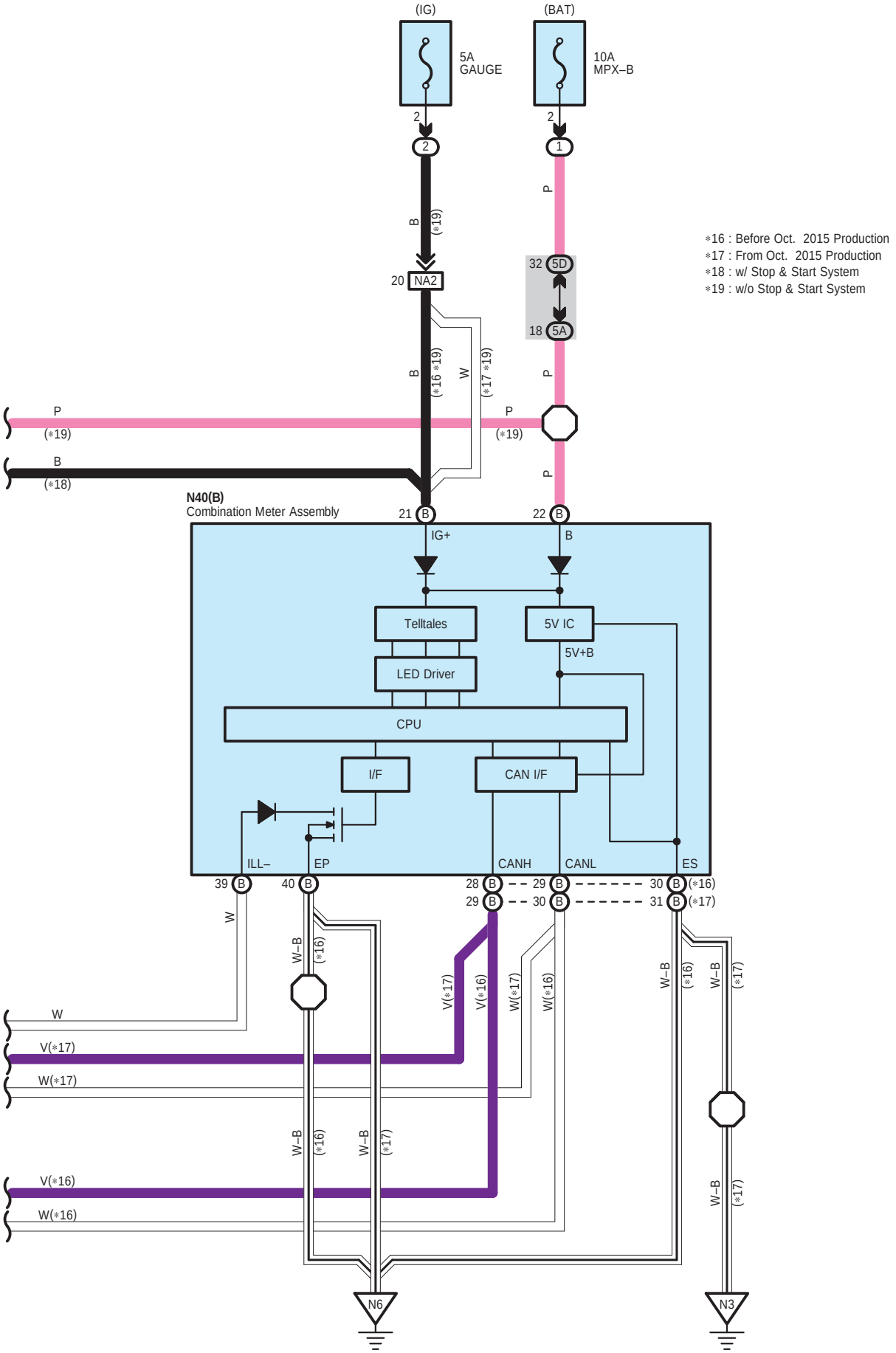

∗16 : Before Oct. 2015 Production
∗17 : From Oct. 2015 Production
∗18 : w/ Stop & Start System
∗19 : w/o Stop & Start System

N 11
White

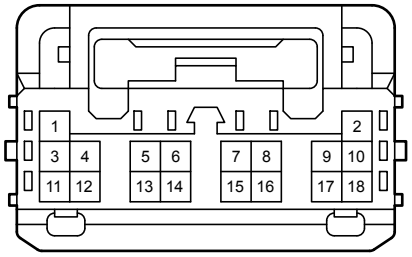

N 12
White

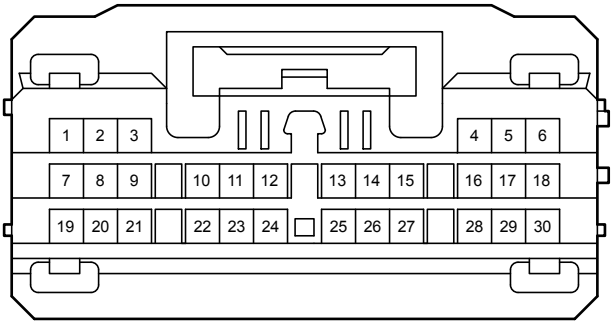

N 13
White

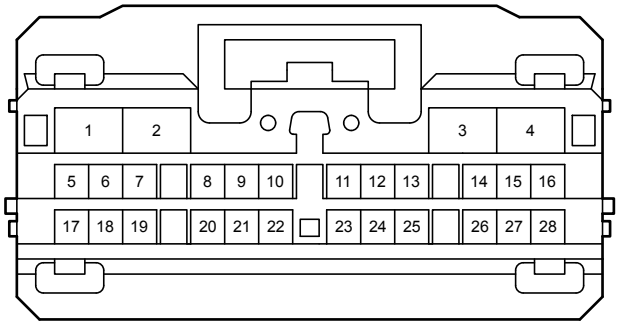

N 18
Gray

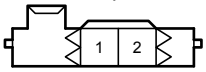

N 40
Black

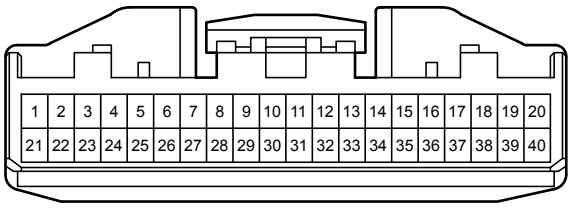

N 43
Black

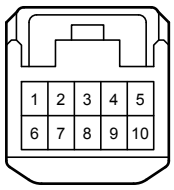

N 60
White



N 65
White

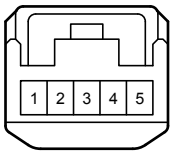

N 75
Gray

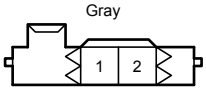

N 93
White

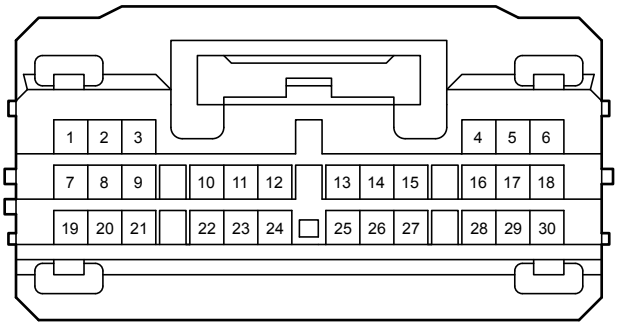

N107
White

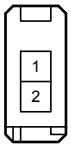

N112
White

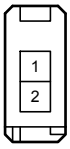

N113
White

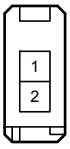

N118
White

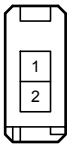

N121
White

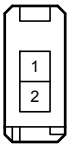

N125
Blue

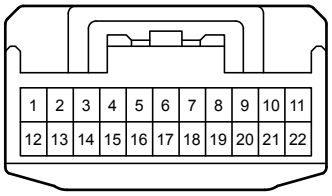

N126
Blue

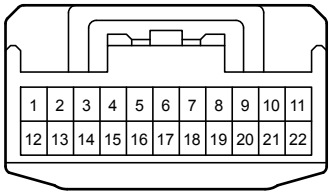

N128
Blue

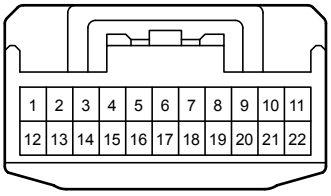

N130
Black

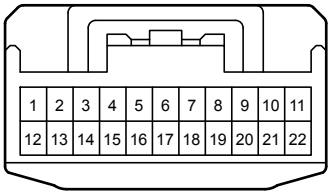

N133
Black

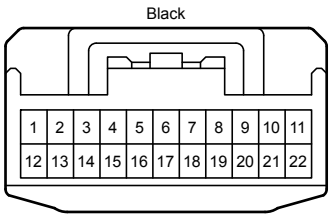

N174
Black

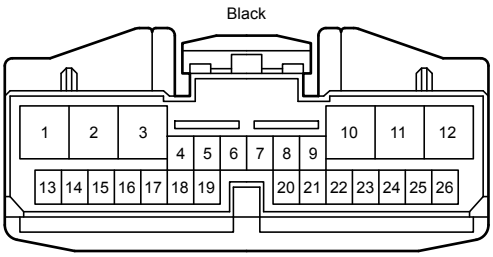

N175
White

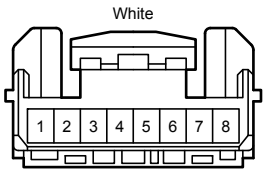

N178
Gray

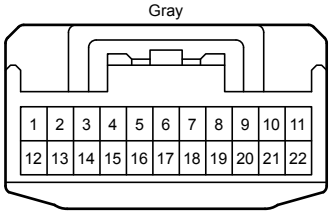

N180
Gray

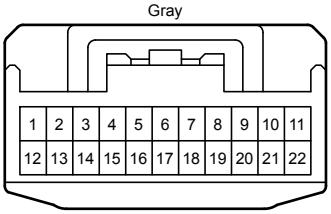

N181
Gray

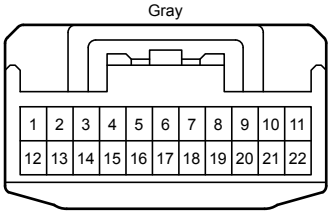

Q 3
White

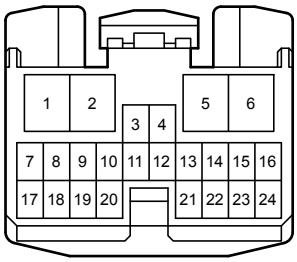

Q 4
White

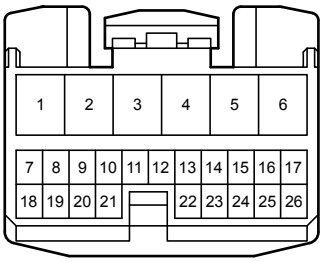

Q 7
White

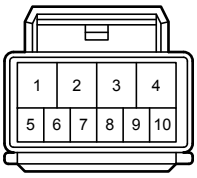

Q 12
White

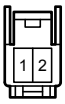

Q 14
White

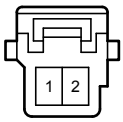

Q 15
White

Q 18
White

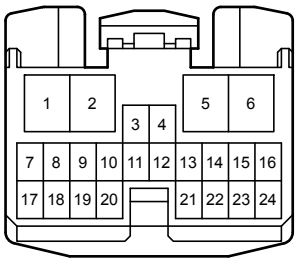

Q 19
White

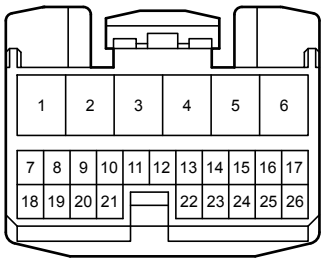

Q 22
White

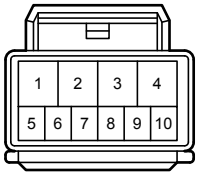

Q 27
White

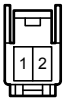

Q 29
White

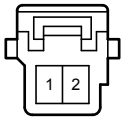

Q 30
White

R 2
White

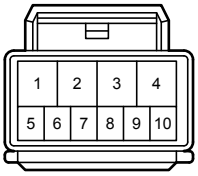

R 10
White

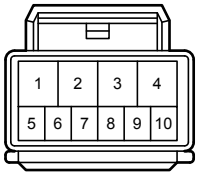

S 1
White

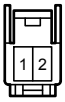

S 2
White

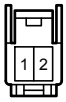

S 3
White

S 4
White

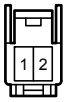

S 5
White

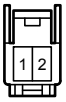

S 6
White

T 6
Black

T 21
Black

T 44
Blue



T 45
Blue



T 46
Black

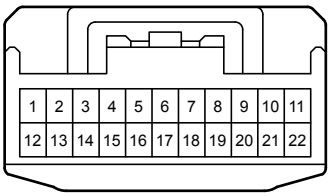

U 8
Black

U 18
Black

U 20
Black

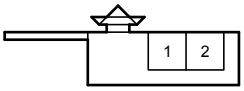

U 28
White

U 33
White

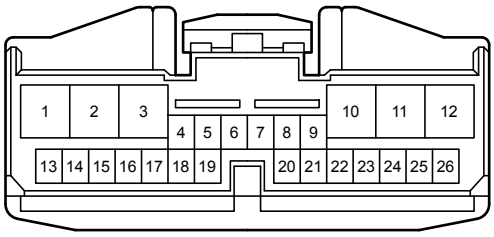

U 49
White

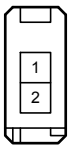

U 50
White

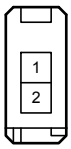

U 54
Blue

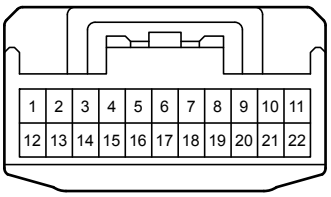

U 57
Black

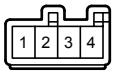

U 62
Black

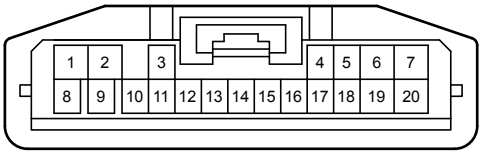

U 66
Gray

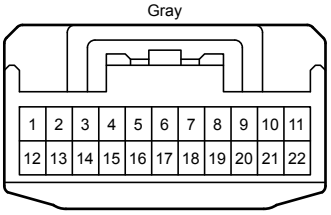

Y 1
White

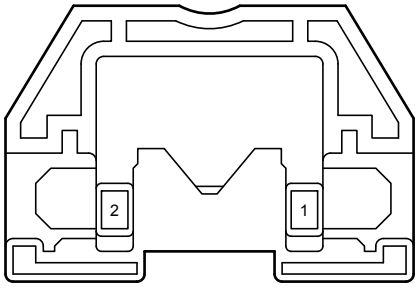

Y 2
Gray

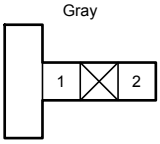

Y 3
White

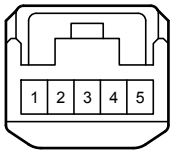

Y 9
White

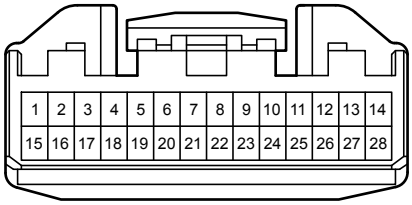

Y 11
White

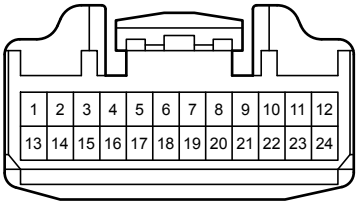

Y 12
Gray

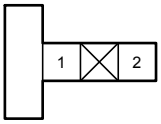

Y 13
White

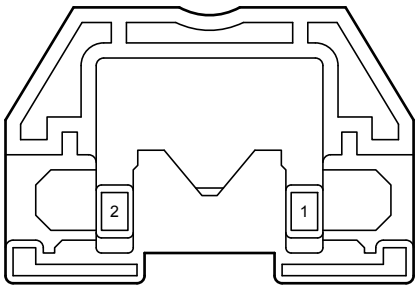

Y 14
White

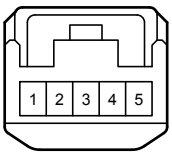

Y 15
White

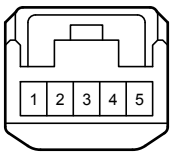

Y 16
White

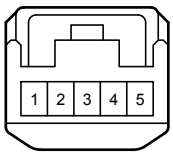

Y 20
White

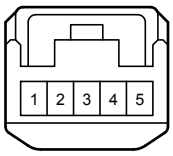

a 2
Black

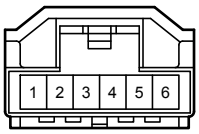

a 8
Black



a 9
White

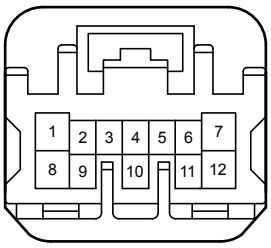

a 11
White

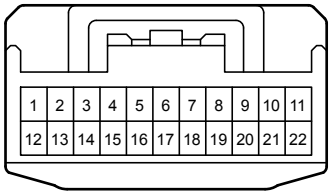

c 23
Black

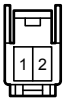

d 23
Black

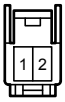

z 9
White

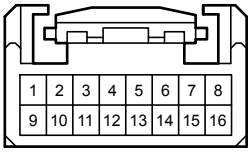

z 10
White

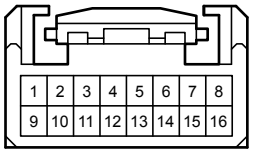

4A
White

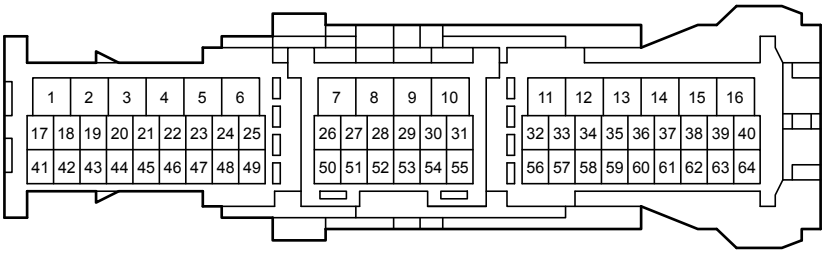

4B
White

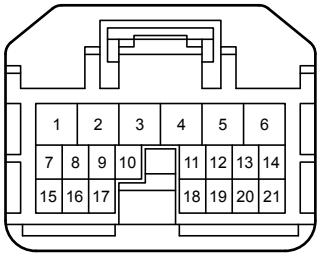

4C
White

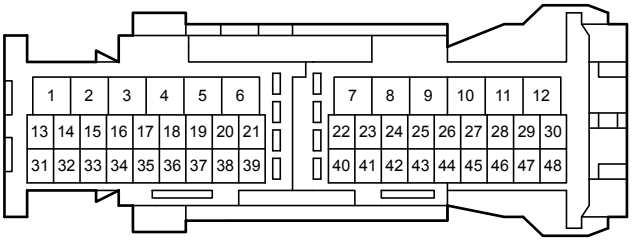

5A
White

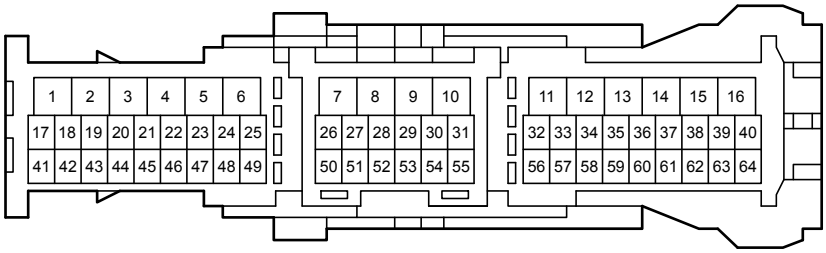

5B
White

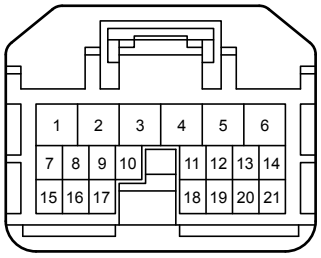

5C
White

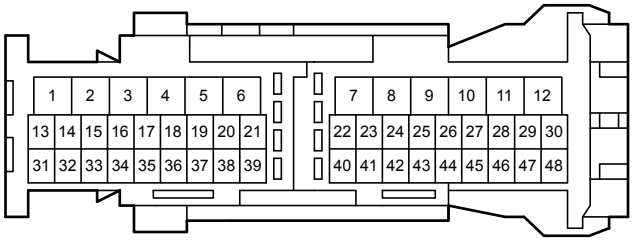

5D
White

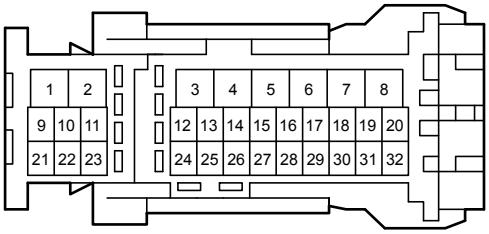

6A
White

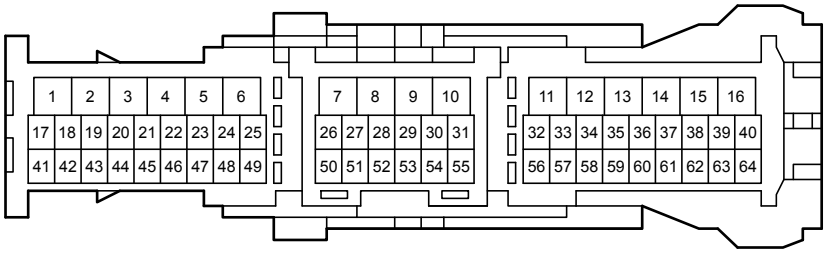

AT1
White

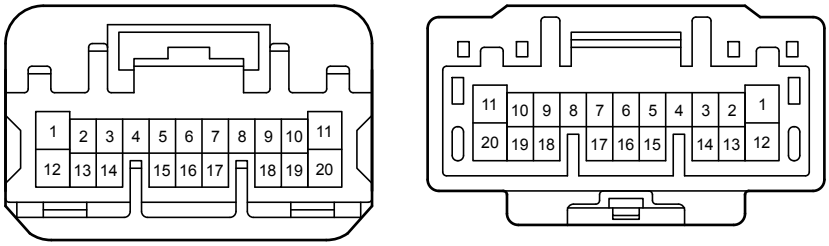

NA2
White

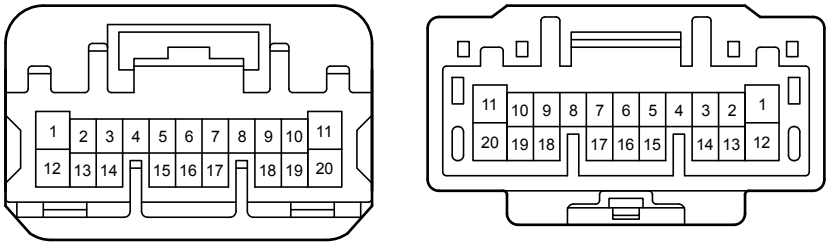

NA4
Gray

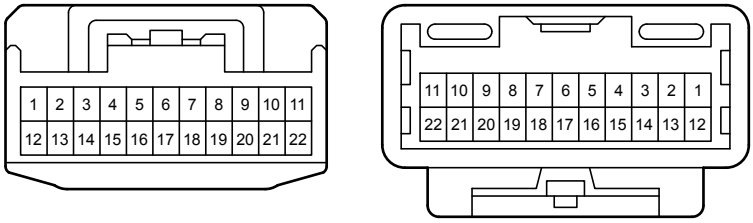

NT1
White

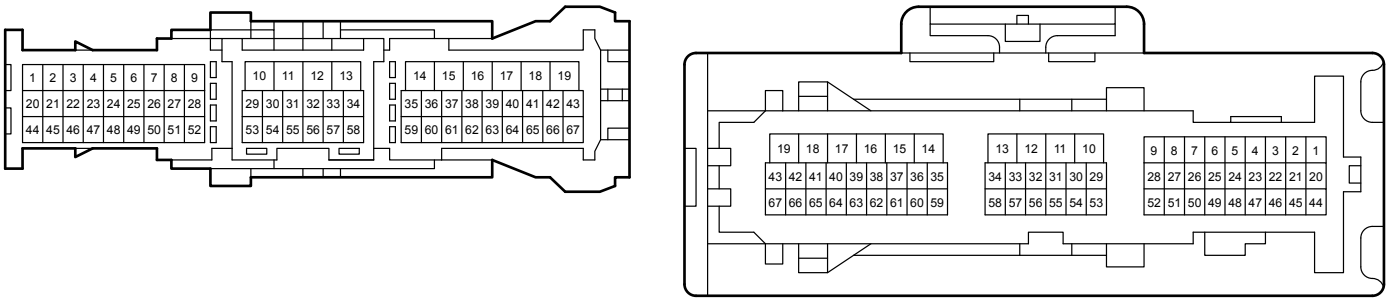

NT2
White

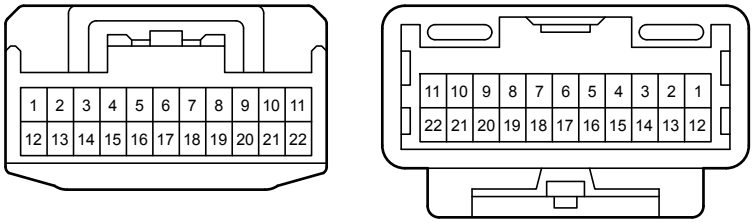

NU1
White

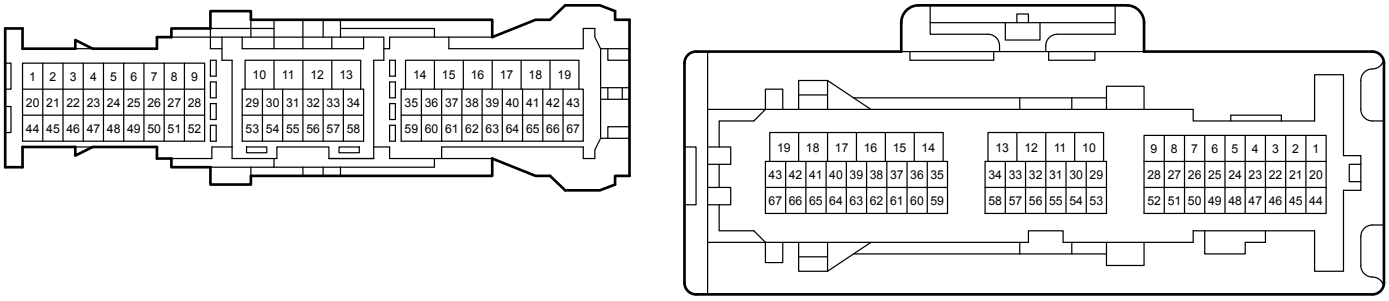

NU2
White

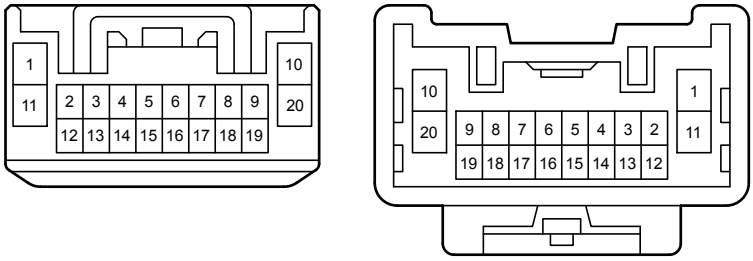

NY1
White

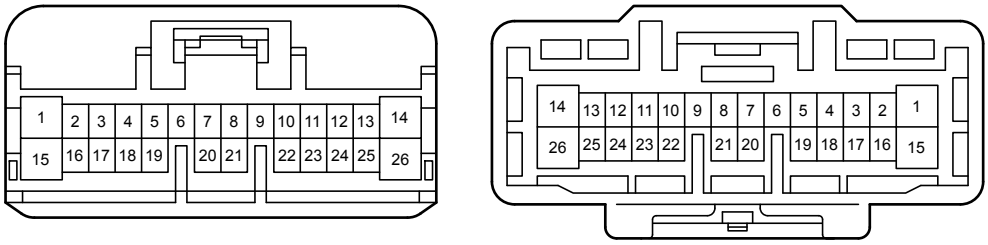

NY2
White

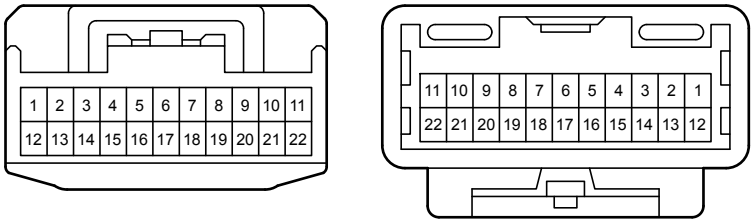

QT1
White

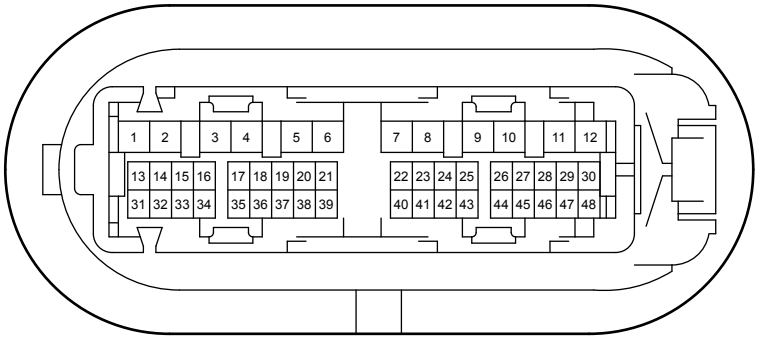

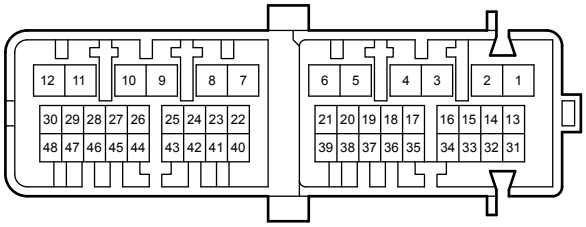

QU1
White

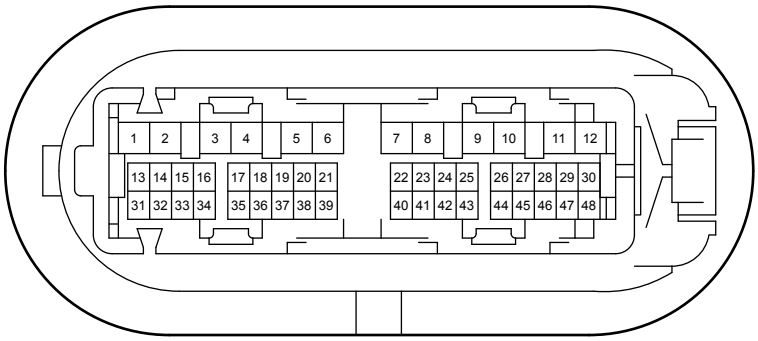

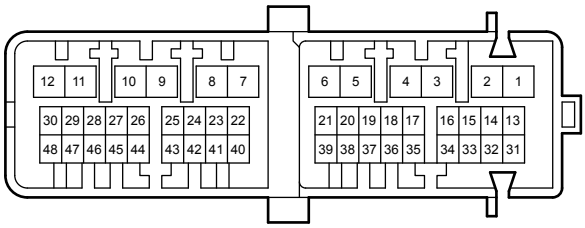

RS1
White

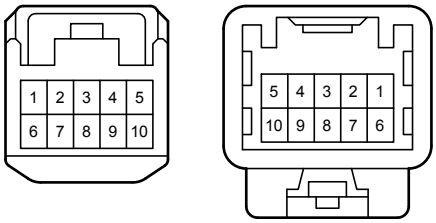

RS2
White

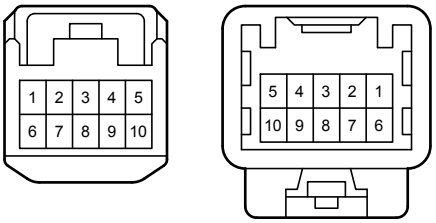

RT1
White

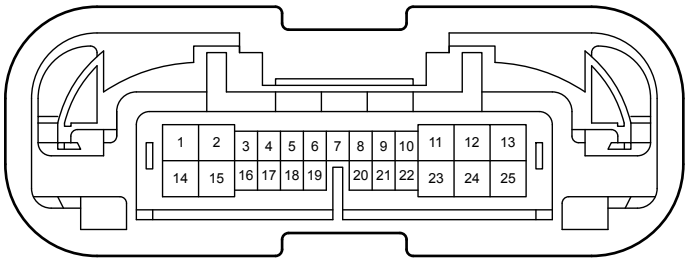

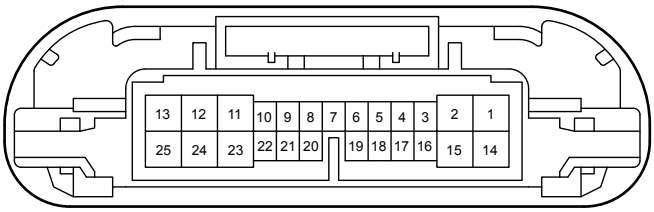

RU1
White

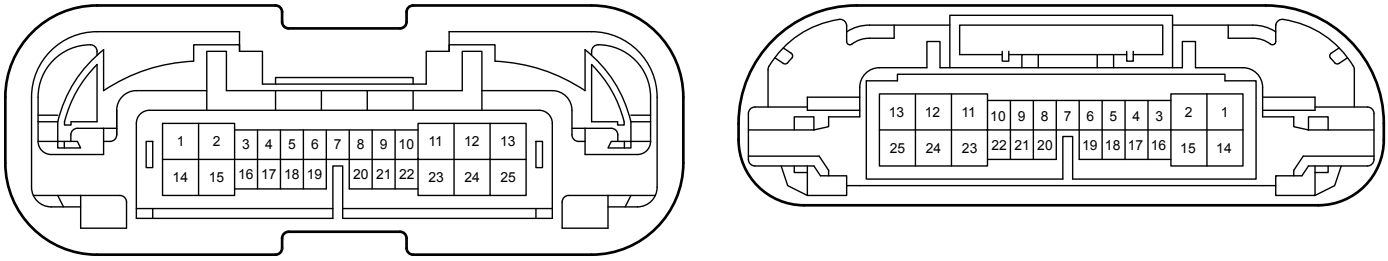

TU1
White

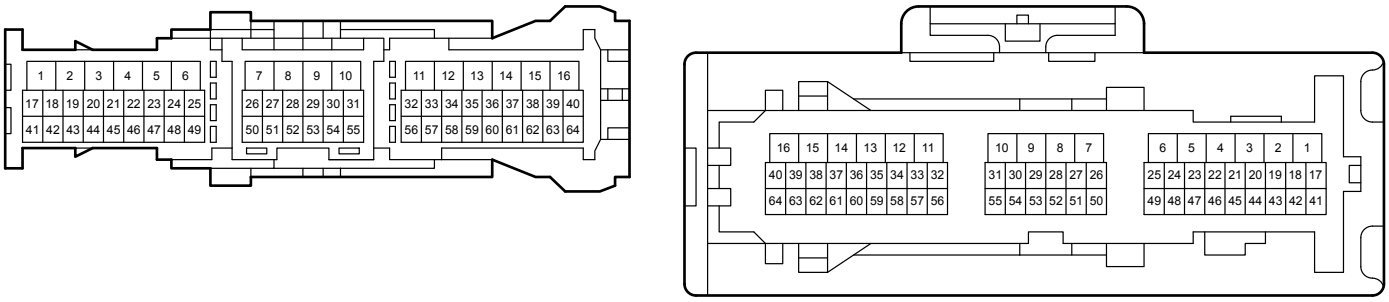

Tc2
White

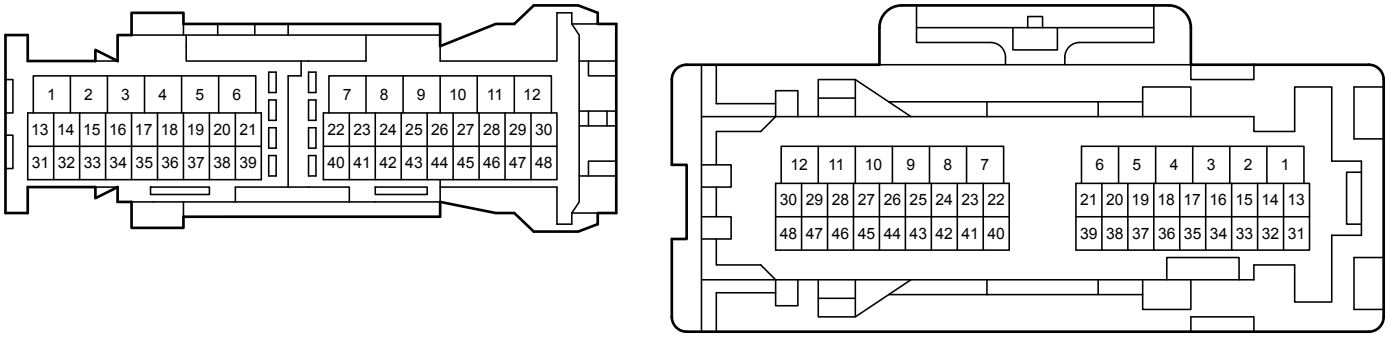

UT1
White

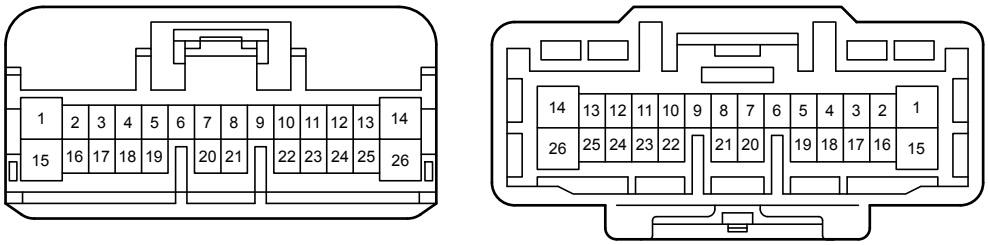

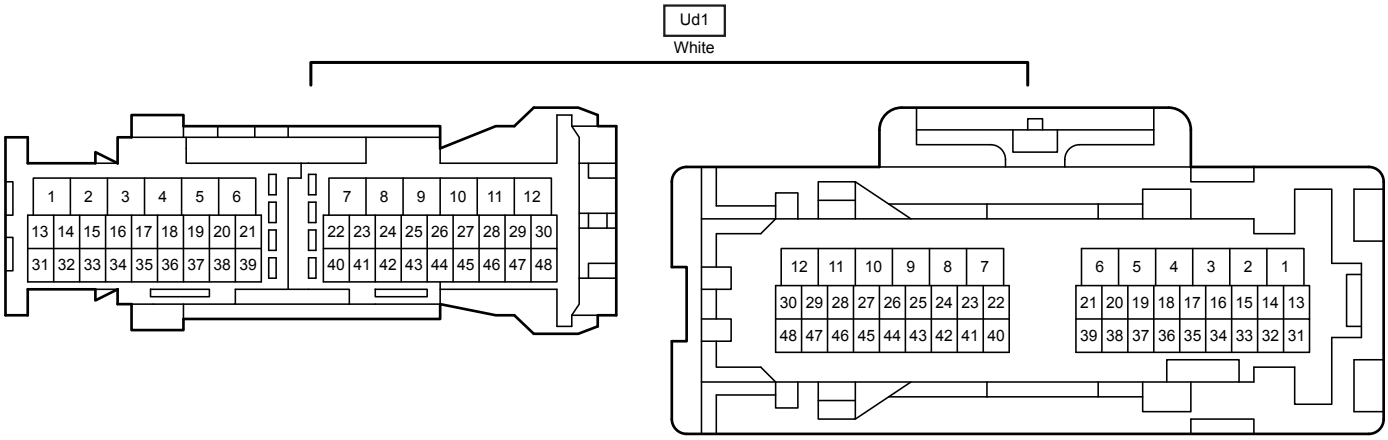
Ud1
White
1 2 3 4 5 6 7 8 9 10 11 12
13 14 15 16 17 18 19 20 21 22 23 24 25 26 27 28 29 30
31 32 33 34 35 36 37 38 39 40 41 42 43 44 45 46 47 48
12 11 10 9 8 7 6 5 4 3 2 1
30 29 28 27 26 25 24 23 22 21 20 19 18 17 16 15 14 13
48 47 46 45 44 43 42 41 40 39 38 37 36 35 34 33 32 31

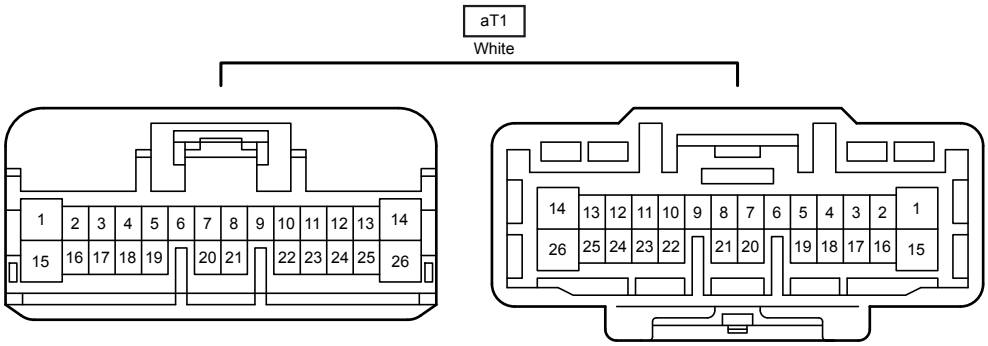
aT1
White
1 2 3 4 5 6 7 8 9 10 11 12 13 14
15 16 17 18 19 20 21 22 23 24 25 26
14 13 12 11 10 9 8 7 6 5 4 3 2 1
26 25 24 23 22 21 20 19 18 17 16 15