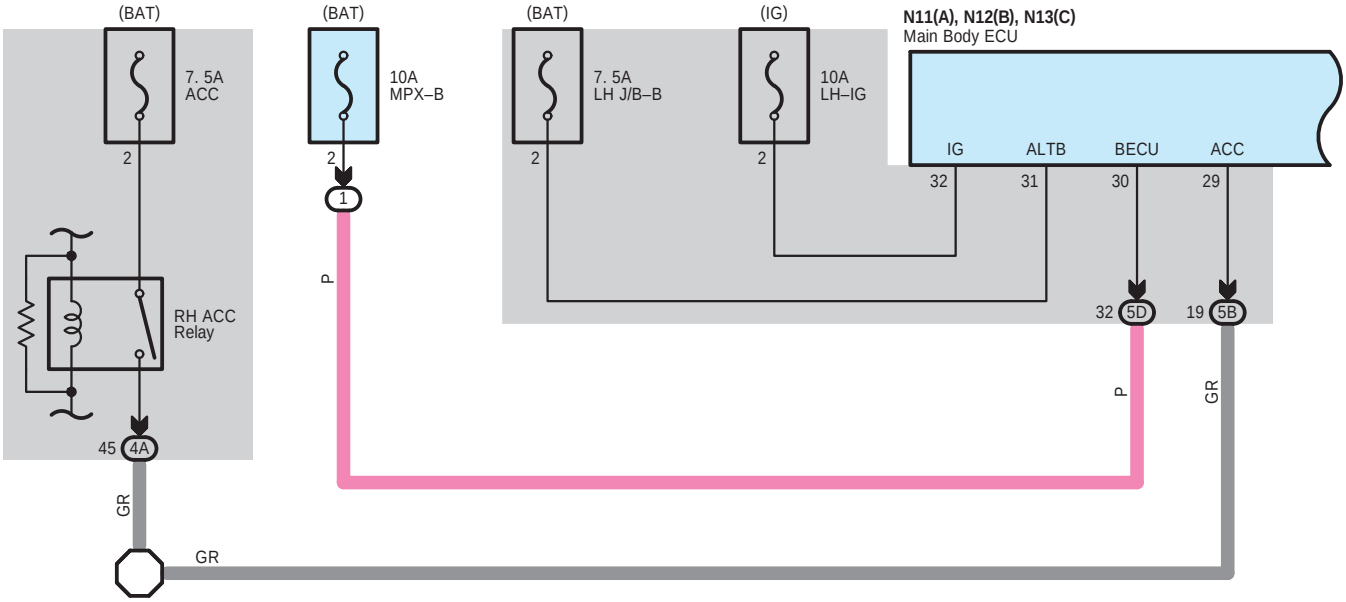
(BAT)
7. 5A
ACC
2
RH ACC
Relay
45
4A
GR
(BAT)
10A
MPX–B
2
1
P
(BAT)
7. 5A
LH J/B–B
2
(IG)
10A
LH–IG
2
N11(A), N12(B), N13(C)
Main Body ECU
IG
ALTB
BECU
ACC
32
31
30
29
32
5D
19
5B
P
GR
GR

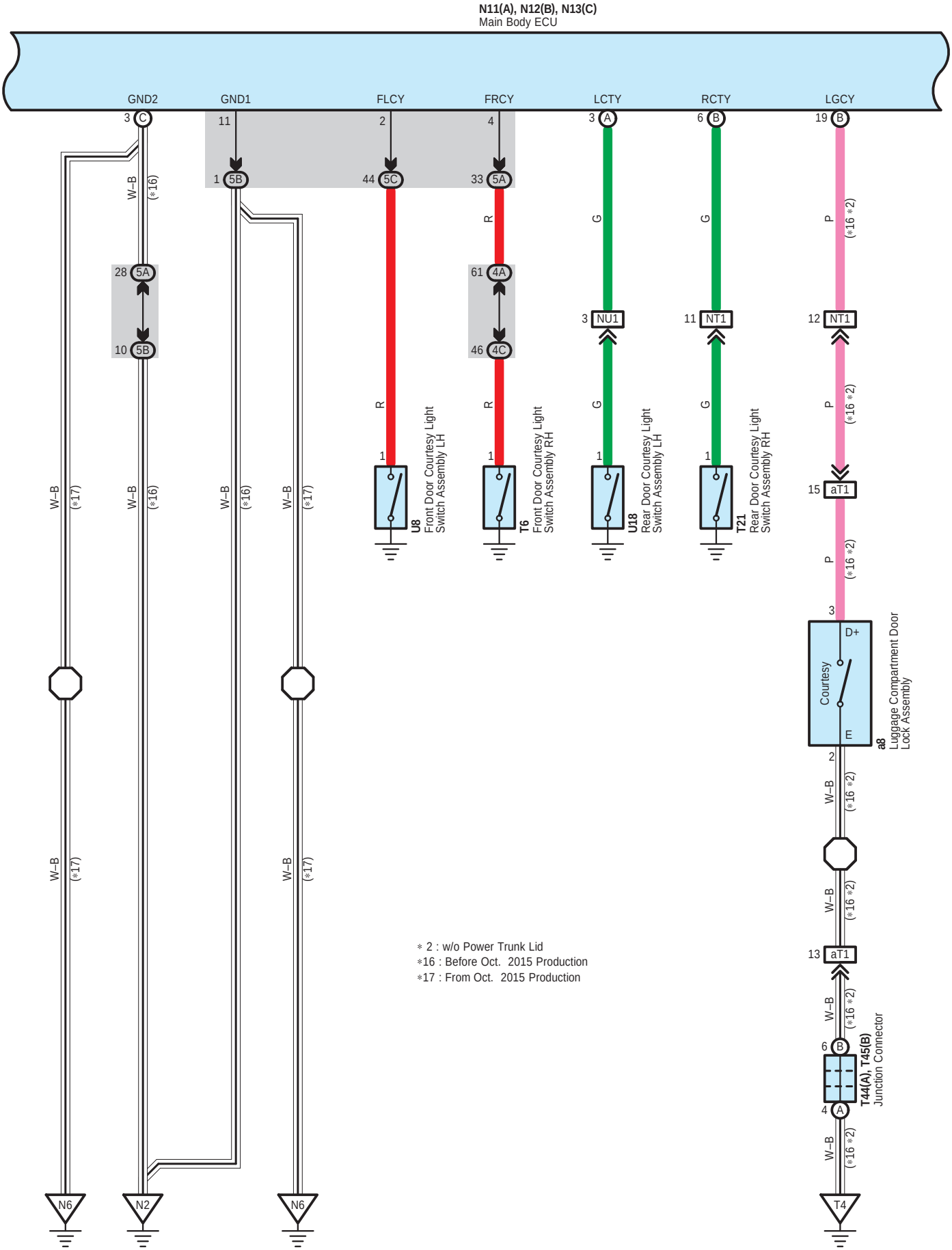
N11(A), N12(B), N13(C)
Main Body ECU
GND2
GND1
FLCY
FRCY
LCTY
RCTY
LGCY
3 C
11
2
4
3 A
6 B
19 B
1 5B
44 5C
33 5A
28 5A
10 5B
61 4A
46 4C
3 NU1
11 NT1
12 NT1
15 aT1
13 aT1
6 B
4 A
W–B
(*16)
(*17)
R
G
P
(*16 *2)
U8
Front Door Courtesy Light Switch Assembly LH
T6
Front Door Courtesy Light Switch Assembly RH
U18
Rear Door Courtesy Light Switch Assembly LH
T21
Rear Door Courtesy Light Switch Assembly RH
Courtesy
D+
E
a8
Luggage Compartment Door Lock Assembly
T44(A), T45(B)
Junction Connector
N6
N2
N6
T4
* 2 : w/o Power Trunk Lid
*16 : Before Oct. 2015 Production
*17 : From Oct. 2015 Production

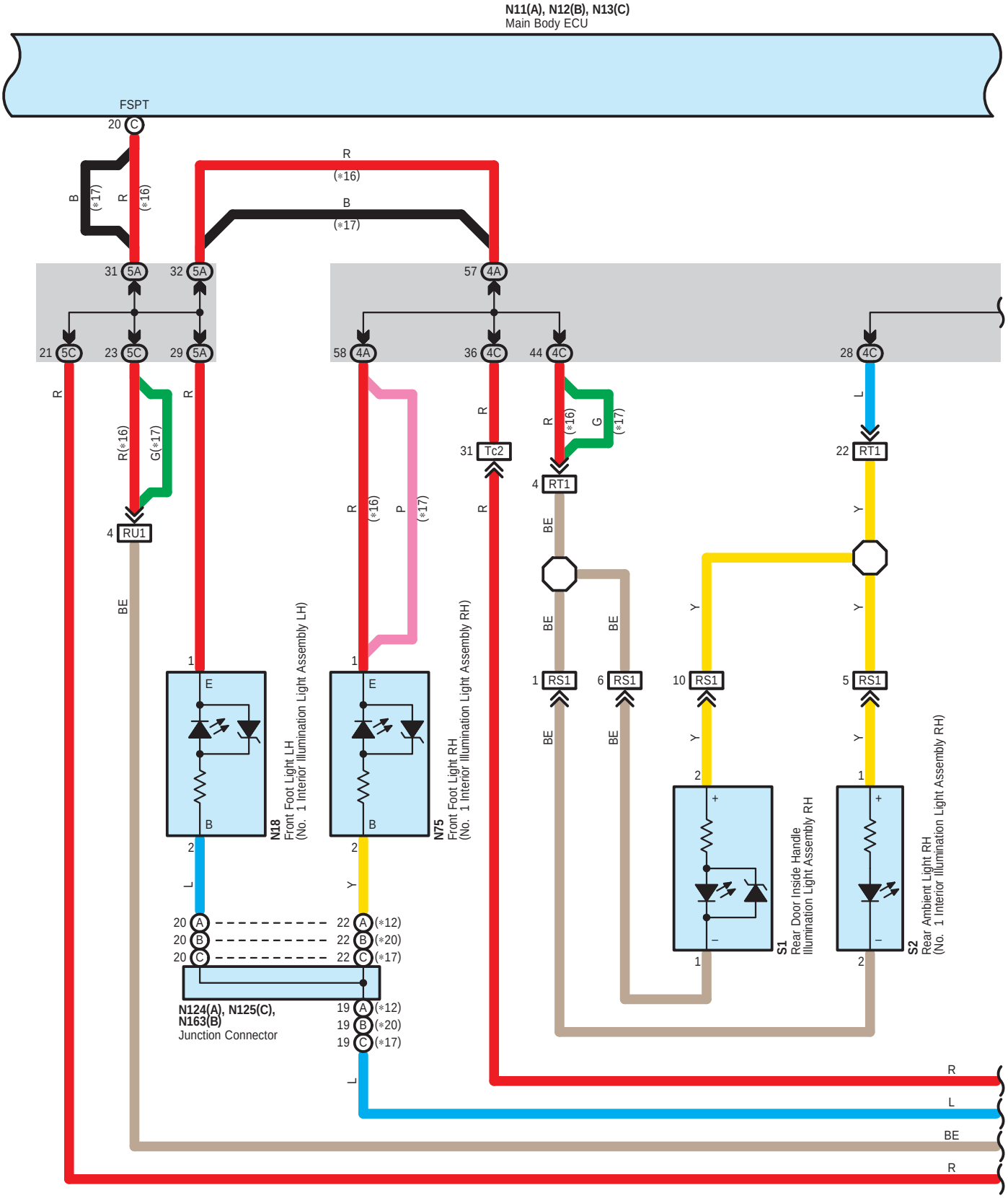
N11(A), N12(B), N13(C)
Main Body ECU
FSPT
20 C
B (*17)
R (*16)
R (*16)
B (*17)
31 5A
32 5A
57 4A
21 5C
23 5C
29 5A
58 4A
36 4C
44 4C
28 4C
R(*16)
G(*17)
4 RU1
31 Tc2
4 RT1
22 RT1
BE
1 RS1
6 RS1
10 RS1
5 RS1
N18
Front Foot Light LH
(No. 1 Interior Illumination Light Assembly LH)
N75
Front Foot Light RH
(No. 1 Interior Illumination Light Assembly RH)
20 A
20 B
20 C
22 A (*12)
22 B (*20)
22 C (*17)
N124(A), N125(C),
N163(B)
Junction Connector
19 A (*12)
19 B (*20)
19 C (*17)
S1
Rear Door Inside Handle
Illumination Light Assembly RH
S2
Rear Ambient Light RH
(No. 1 Interior Illumination Light Assembly RH)
R
L
BE
R

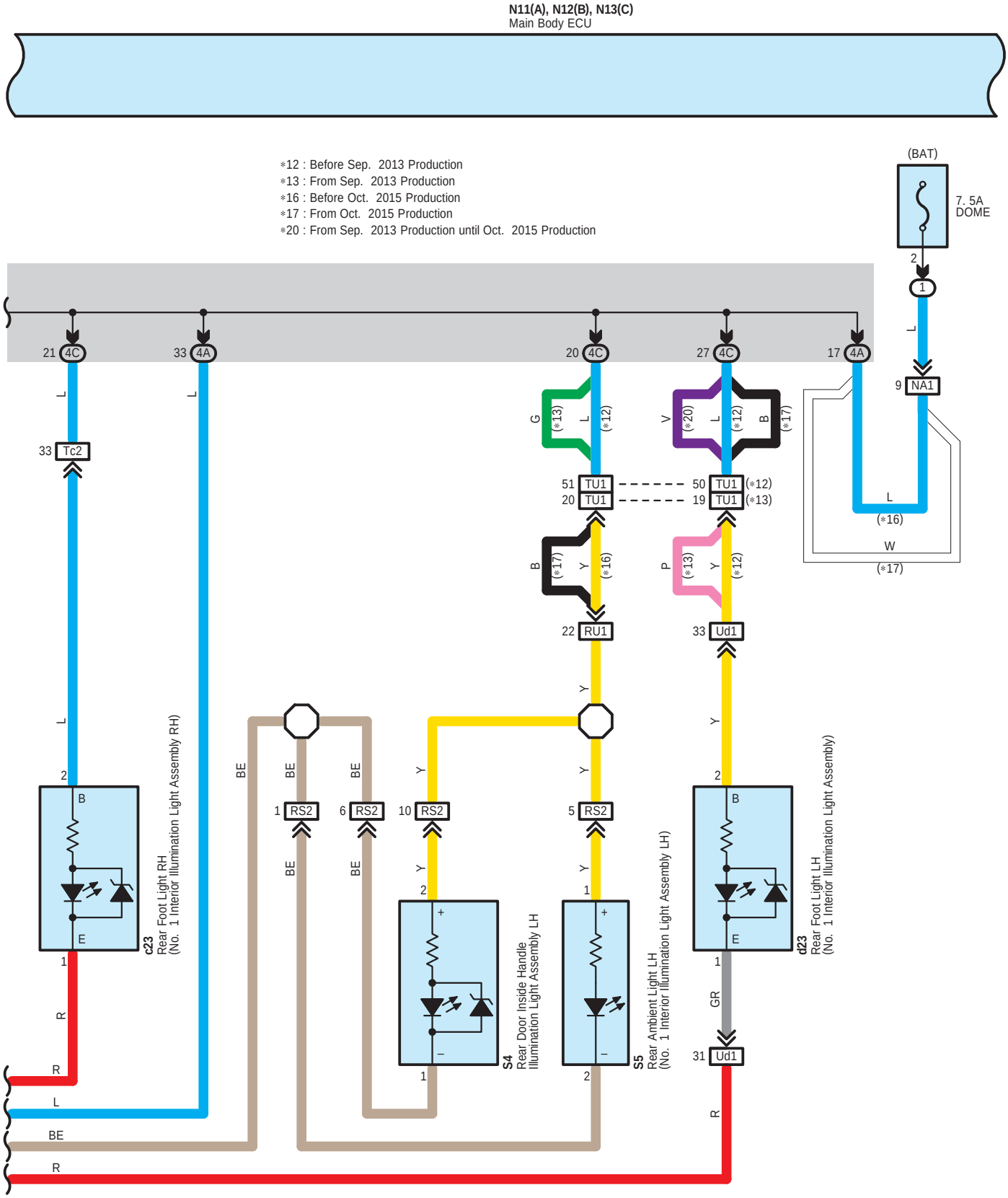
N11(A), N12(B), N13(C)
Main Body ECU
*12 : Before Sep. 2013 Production
*13 : From Sep. 2013 Production
*16 : Before Oct. 2015 Production
*17 : From Oct. 2015 Production
*20 : From Sep. 2013 Production until Oct. 2015 Production
(BAT)
7. 5A
DOME
21 4C
33 4A
20 4C
27 4C
17 4A
33 Tc2
9 NA1
51 TU1
20 TU1
50 TU1
19 TU1
22 RU1
33 Ud1
1 RS2
6 RS2
10 RS2
5 RS2
31 Ud1
c23
Rear Foot Light RH
(No. 1 Interior Illumination Light Assembly RH)
S4
Rear Door Inside Handle
Illumination Light Assembly LH
S5
Rear Ambient Light LH
(No. 1 Interior Illumination Light Assembly LH)
d23
Rear Foot Light LH
(No. 1 Interior Illumination Light Assembly)

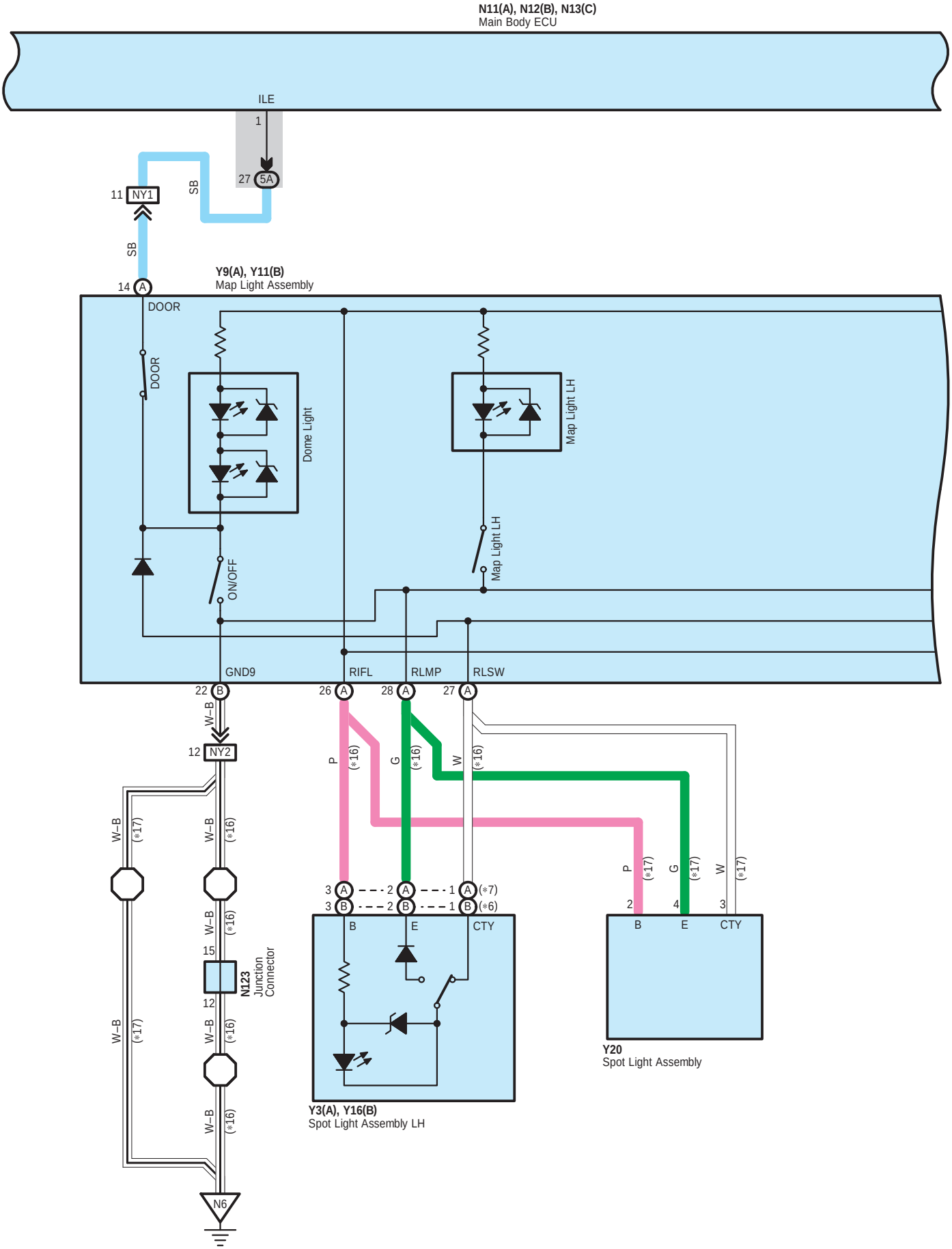
N11(A), N12(B), N13(C)
Main Body ECU
ILE
1
27 5A
11 NY1
SB
SB
14 A
Y9(A), Y11(B)
Map Light Assembly
DOOR
DOOR
Dome Light
Map Light LH
Map Light LH
ON/OFF
GND9
RIFL
RLMP
RLSW
22 B
26 A
28 A
27 A
W–B
12 NY2
P
(*16)
G
(*16)
W
(*16)
W–B
(*17)
W–B
(*16)
3 A
2 A
1 A
(*7)
3 B
2 B
1 B
(*6)
B
E
CTY
P
(*17)
G
(*17)
W
(*17)
2
4
3
B
E
CTY
W–B
(*16)
15
12
N123
Junction
Connector
W–B
(*17)
W–B
(*16)
W–B
(*16)
N6
Y3(A), Y16(B)
Spot Light Assembly LH
Y20
Spot Light Assembly

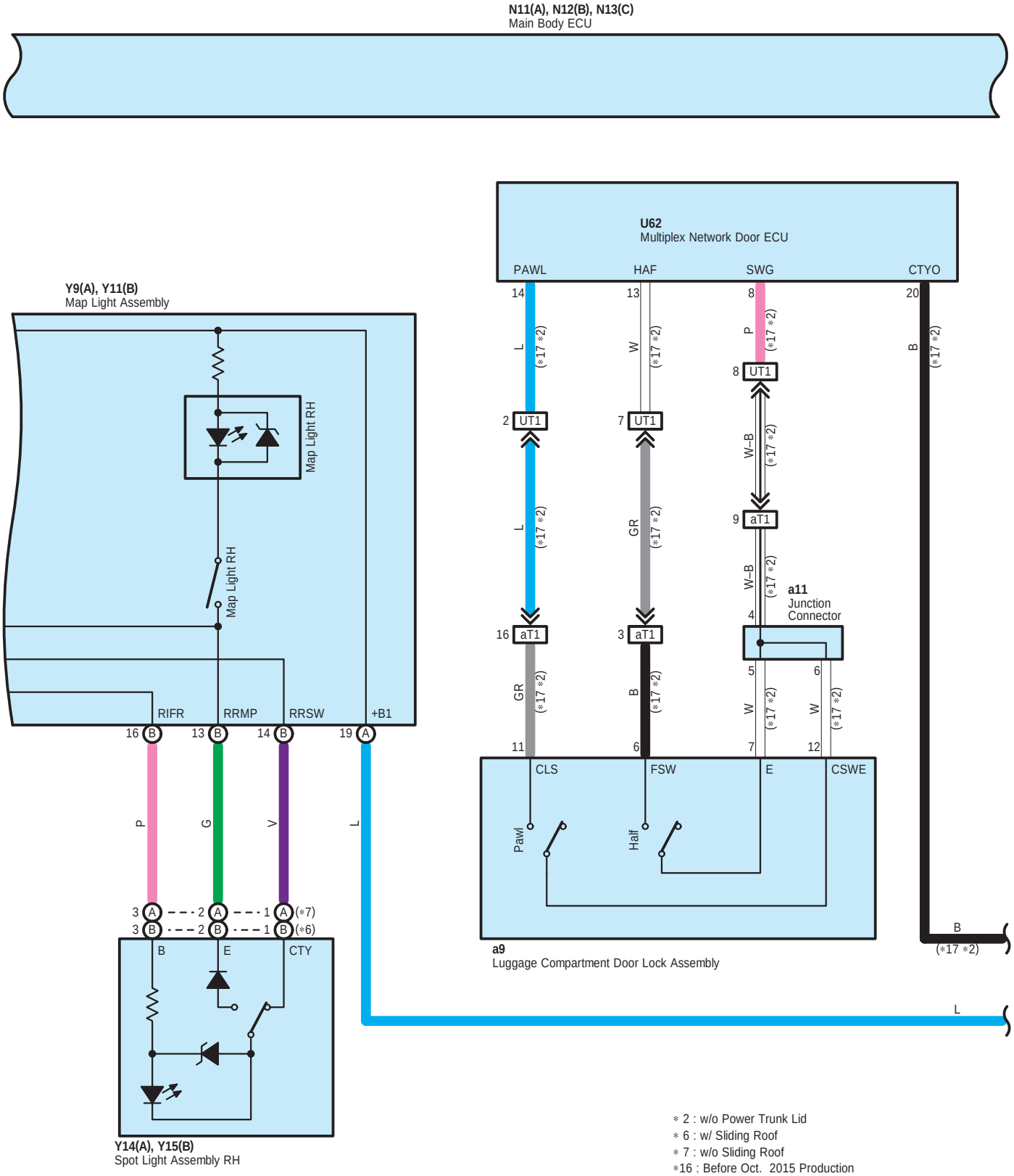

* 2 : w/o Power Trunk Lid
* 6 : w/ Sliding Roof
* 7 : w/o Sliding Roof
*16 : Before Oct. 2015 Production
*17 : From Oct. 2015 Production

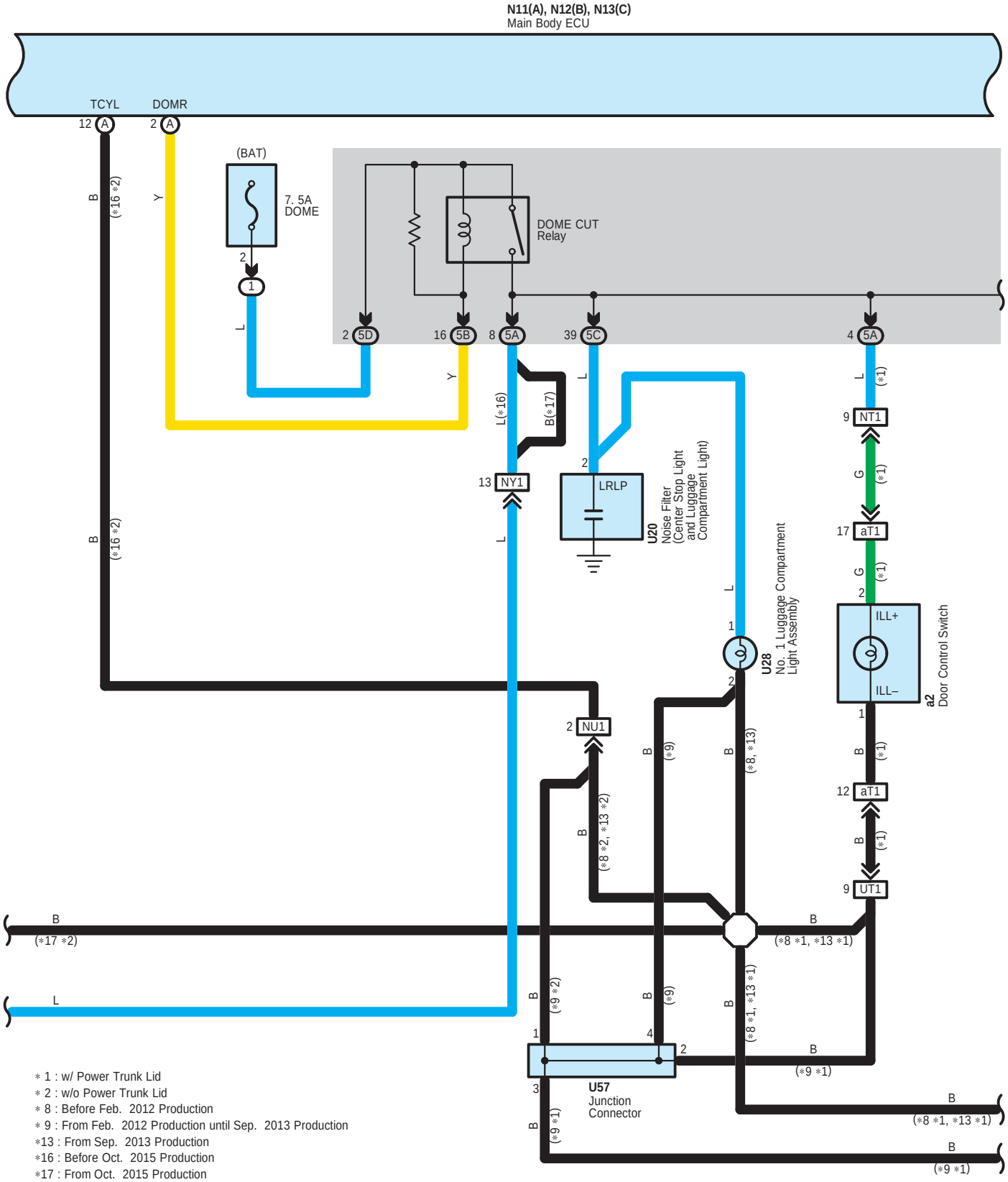

* 1 : w/ Power Trunk Lid
* 2 : w/o Power Trunk Lid
* 8 : Before Feb. 2012 Production
* 9 : From Feb. 2012 Production until Sep. 2013 Production
*13 : From Sep. 2013 Production
*16 : Before Oct. 2015 Production
*17 : From Oct. 2015 Production

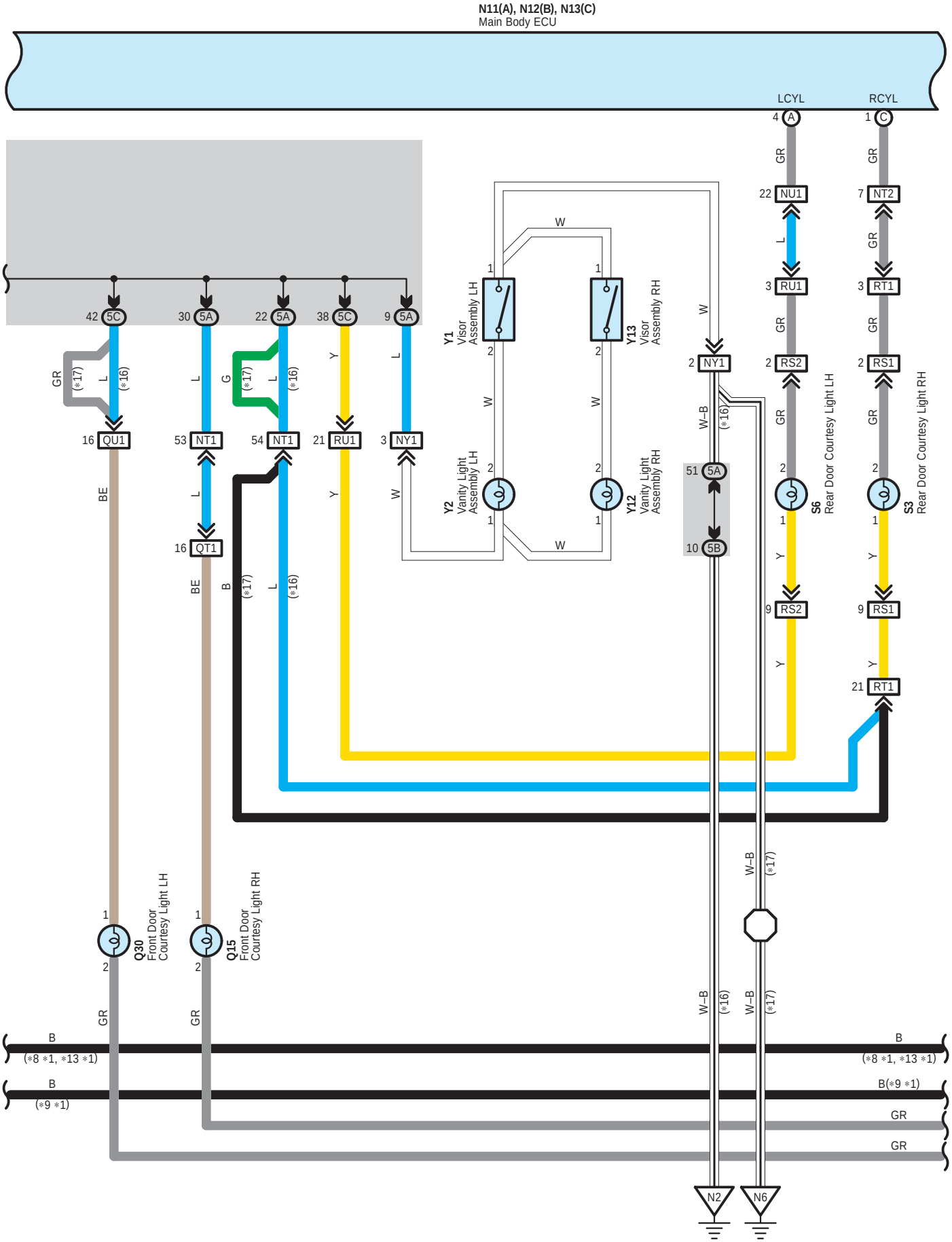
N11(A), N12(B), N13(C)
Main Body ECU
LCYL
RCYL
4 A
1 C
GR
22 NU1
7 NT2
L
3 RU1
3 RT1
2 RS2
2 RS1
W
42 5C
30 5A
22 5A
38 5C
9 5A
Y1
Visor
Assembly LH
Y13
Visor
Assembly RH
2 NY1
W–B
(*16)
Y2
Vanity Light
Assembly LH
Y12
Vanity Light
Assembly RH
51 5A
10 5B
S6
Rear Door Courtesy Light LH
S3
Rear Door Courtesy Light RH
9 RS2
9 RS1
21 RT1
16 QU1
53 NT1
54 NT1
21 RU1
3 NY1
16 QT1
BE
B
(*17)
Q30
Front Door
Courtesy Light LH
Q15
Front Door
Courtesy Light RH
(*8 *1, *13 *1)
(*9 *1)
B(*9 *1)
N2
N6

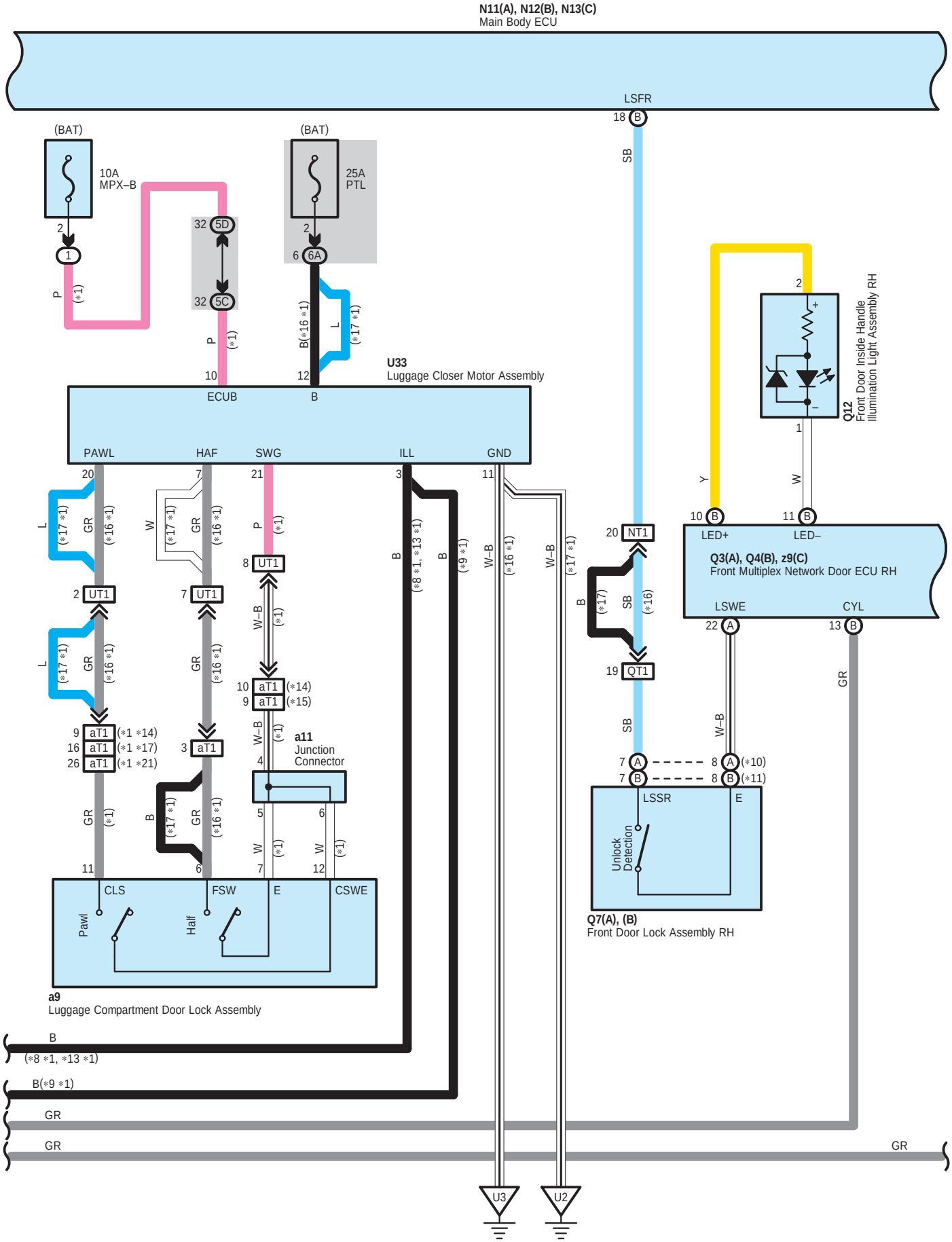
N11(A), N12(B), N13(C)
Main Body ECU
LSFR
18 B
SB
(BAT)
10A
MPX–B
(BAT)
25A
PTL
32 5D
32 5C
6 6A
P
(*1)
B(*16 *1)
L
(*17 *1)
U33
Luggage Closer Motor Assembly
10
ECUB
12
B
PAWL
HAF
SWG
ILL
GND
20
7
21
3
11
L
GR
(*17 *1)
(*16 *1)
W
P
B
(*8 *1, *13 *1)
(*9 *1)
W–B
(*16 *1)
(*17 *1)
2 UT1
7 UT1
8 UT1
10 aT1 (*14)
9 aT1 (*15)
9 aT1 (*1 *14)
16 aT1 (*1 *17)
26 aT1 (*1 *21)
3 aT1
a11
Junction
Connector
4
5
6
7
12
CLS
FSW
E
CSWE
Pawl
Half
a9
Luggage Compartment Door Lock Assembly
B
(*8 *1, *13 *1)
B(*9 *1)
GR
U3
U2
Q12
Front Door Inside Handle
Illumination Light Assembly RH
2
1
Y
W
10 B
11 B
LED+
LED–
Q3(A), Q4(B), z9(C)
Front Multiplex Network Door ECU RH
LSWE
CYL
22 A
13 B
20 NT1
19 QT1
(*17)
(*16)
7 A
7 B
8 A (*10)
8 B (*11)
LSSR
E
Unlock
Detection
Q7(A), (B)
Front Door Lock Assembly RH

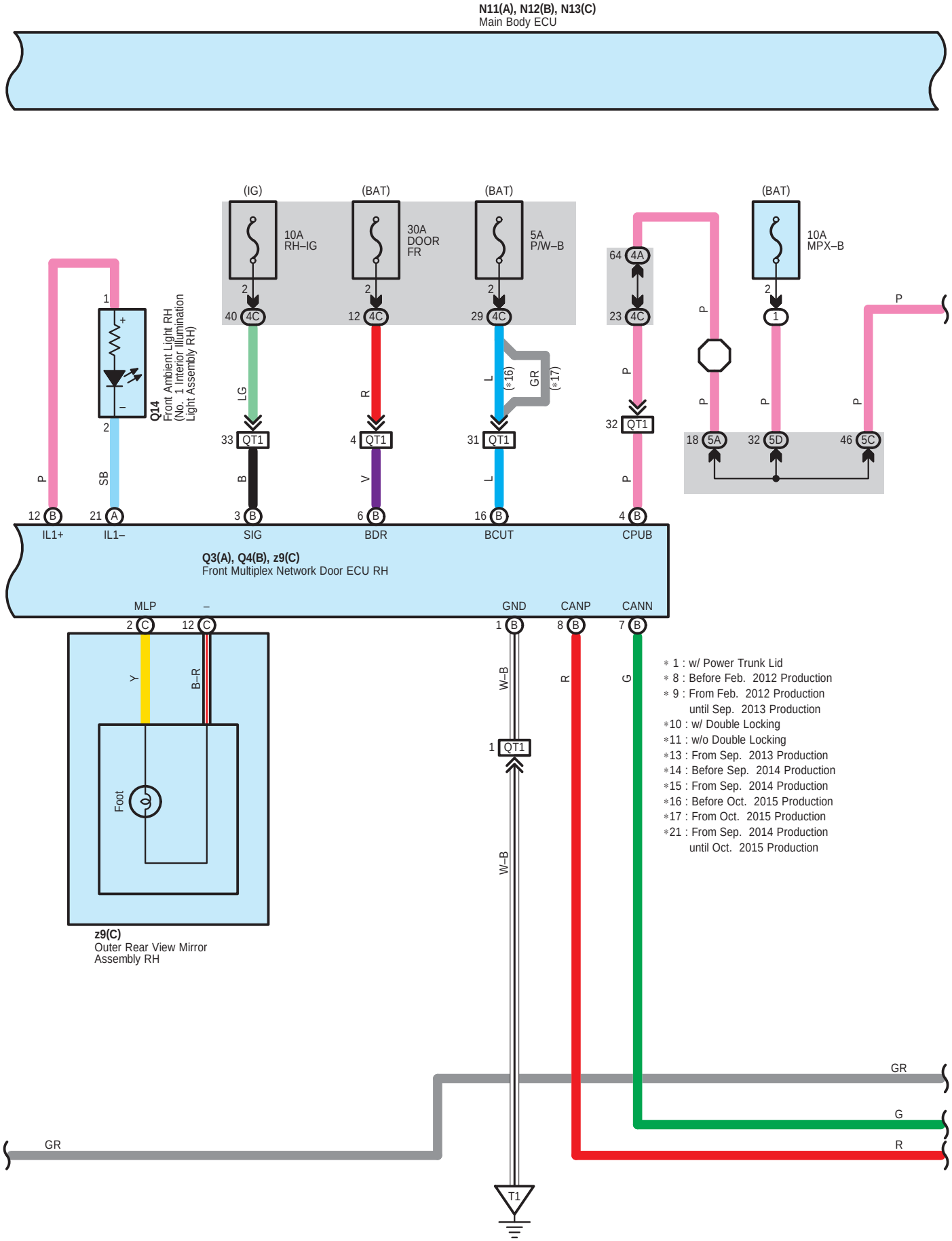
N11(A), N12(B), N13(C)
Main Body ECU
(IG)
(BAT)
(BAT)
(BAT)
10A
RH–IG
30A
DOOR
FR
5A
P/W–B
10A
MPX–B
Q14
Front Ambient Light RH
(No. 1 Interior Illumination
Light Assembly RH)
IL1+
IL1–
SIG
BDR
BCUT
CPUB
Q3(A), Q4(B), z9(C)
Front Multiplex Network Door ECU RH
MLP
GND
CANP
CANN
Foot
z9(C)
Outer Rear View Mirror
Assembly RH
T1
GR
G
R
∗ 1 : w/ Power Trunk Lid
∗ 8 : Before Feb. 2012 Production
∗ 9 : From Feb. 2012 Production
until Sep. 2013 Production
∗10 : w/ Double Locking
∗11 : w/o Double Locking
∗13 : From Sep. 2013 Production
∗14 : Before Sep. 2014 Production
∗15 : From Sep. 2014 Production
∗16 : Before Oct. 2015 Production
∗17 : From Oct. 2015 Production
∗21 : From Sep. 2014 Production
until Oct. 2015 Production

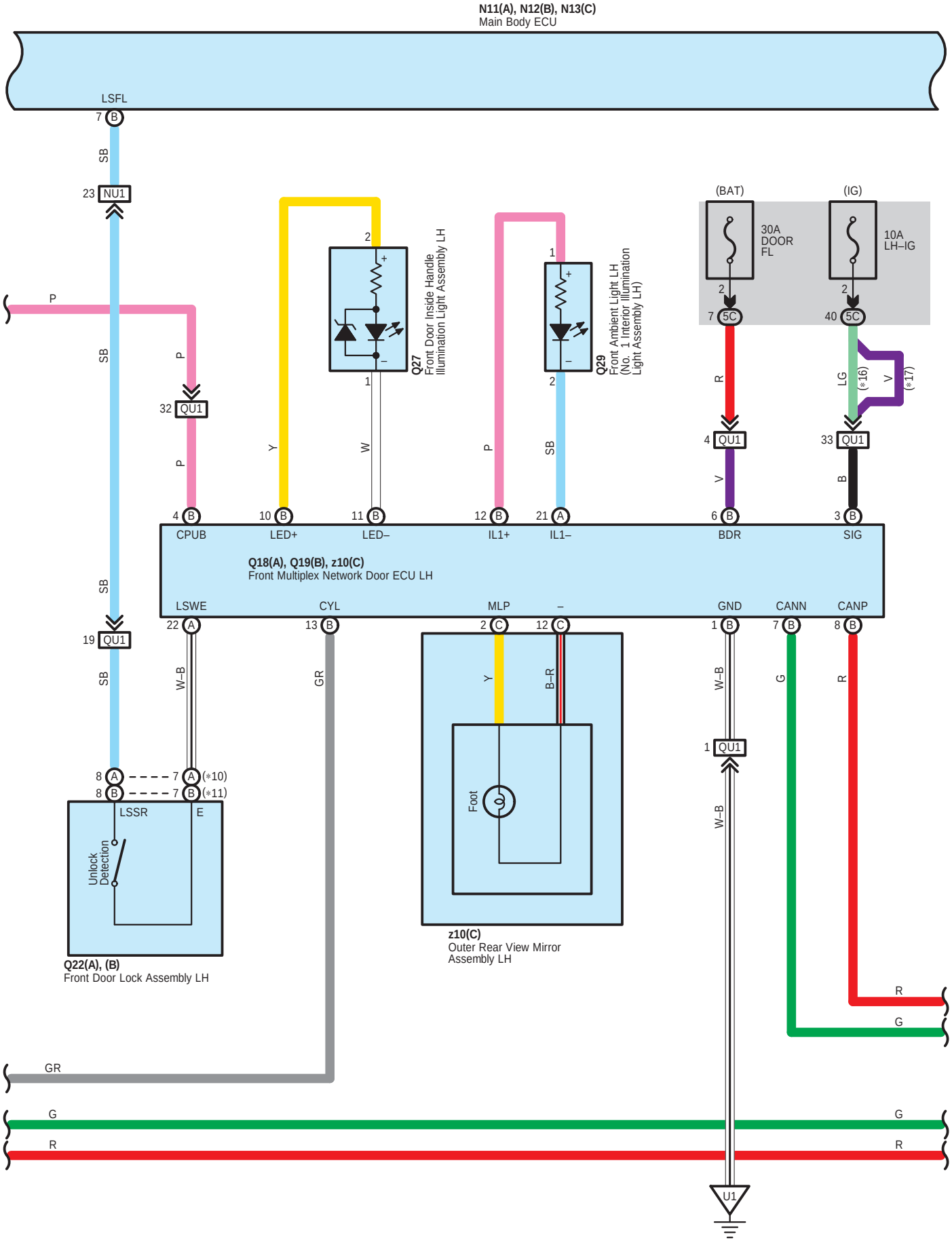
N11(A), N12(B), N13(C)
Main Body ECU
LSFL
7 B
SB
23 NU1
P
SB
P
32 QU1
P
Y
W
P
SB
(BAT)
(IG)
30A
DOOR
FL
10A
LH–IG
2
7 5C
2
40 5C
R
LG
(*16)
V
(*17)
4 QU1
33 QU1
V
B
2
1
Q27
Front Door Inside Handle
Illumination Light Assembly LH
1
2
Q29
Front Ambient Light LH
(No. 1 Interior Illumination
Light Assembly LH)
4 B
10 B
11 B
12 B
21 A
6 B
3 B
CPUB
LED+
LED–
IL1+
IL1–
BDR
SIG
Q18(A), Q19(B), z10(C)
Front Multiplex Network Door ECU LH
LSWE
CYL
MLP
–
GND
CANN
CANP
22 A
13 B
2 C
12 C
1 B
7 B
8 B
SB
19 QU1
W–B
GR
Y
B–R
W–B
G
R
1 QU1
W–B
8 A
7 A (*10)
8 B
7 B (*11)
LSSR
E
Unlock
Detection
Foot
z10(C)
Outer Rear View Mirror
Assembly LH
Q22(A), (B)
Front Door Lock Assembly LH
R
G
GR
G
R
G
R
U1

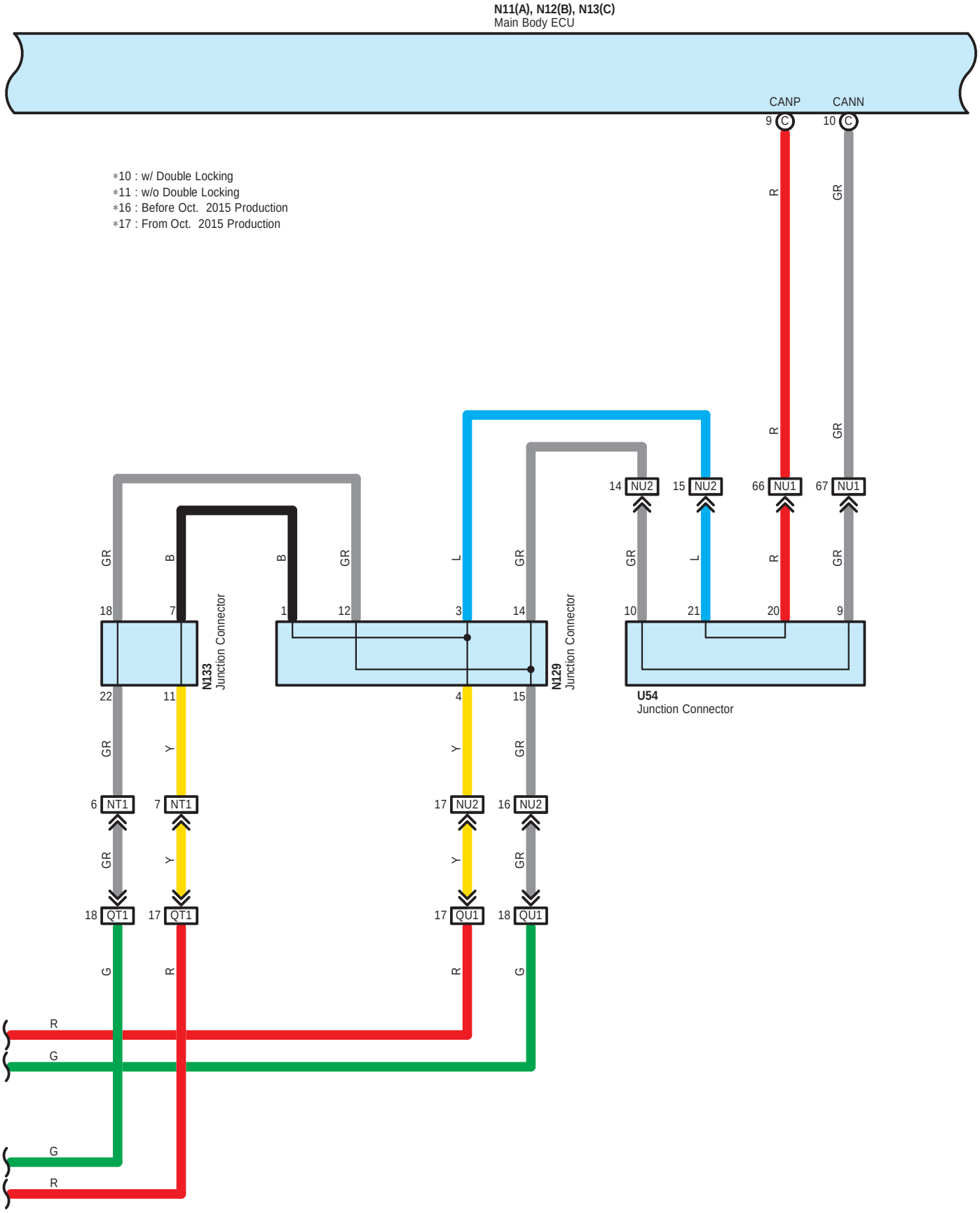
N11(A), N12(B), N13(C)
Main Body ECU
CANP
CANN
9 C
10 C
*10 : w/ Double Locking
*11 : w/o Double Locking
*16 : Before Oct. 2015 Production
*17 : From Oct. 2015 Production
14 NU2
15 NU2
66 NU1
67 NU1
N133
Junction Connector
N129
Junction Connector
U54
Junction Connector
6 NT1
7 NT1
17 NU2
16 NU2
18 QT1
17 QT1
17 QU1
18 QU1
R
G
G
R

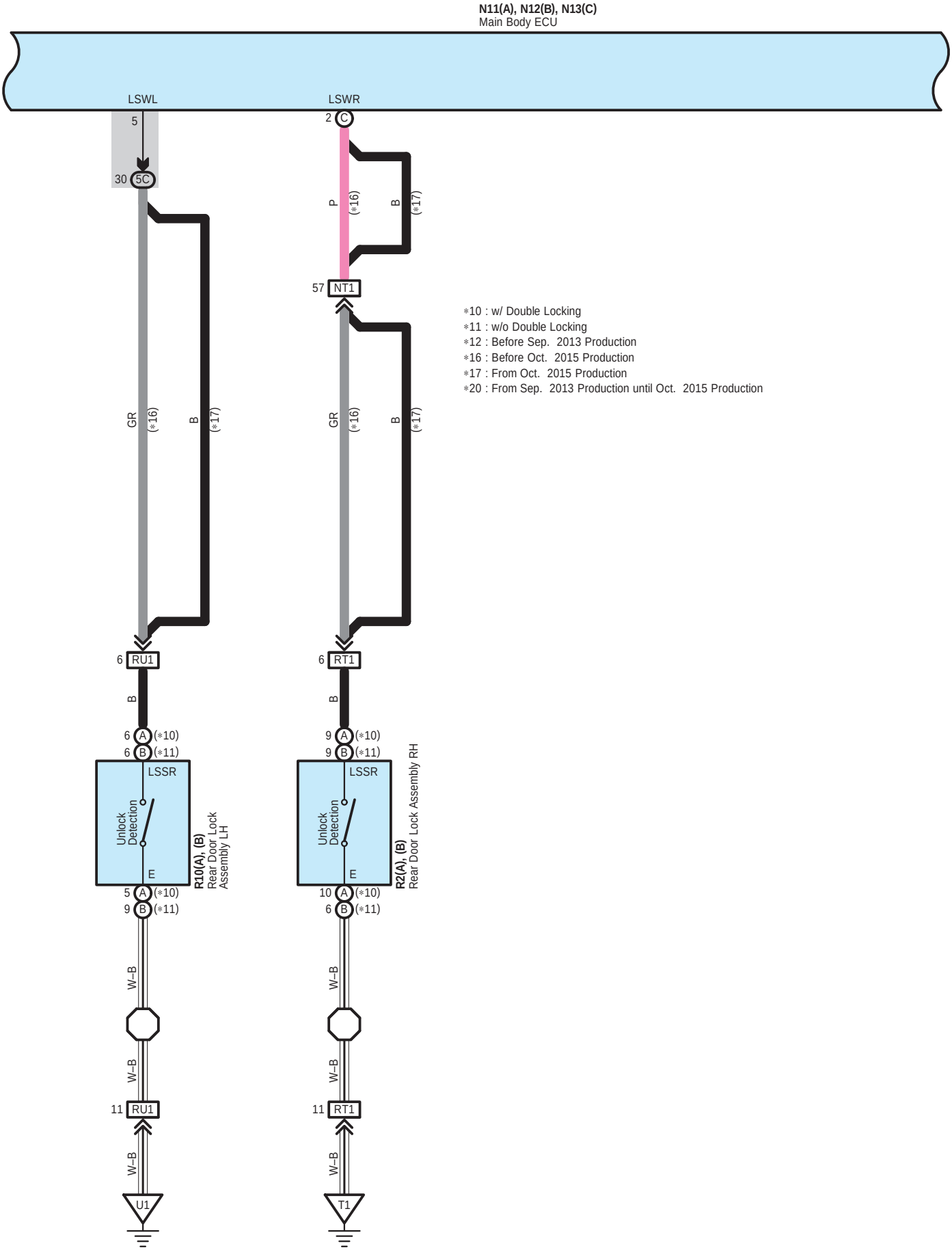

*10 : w/ Double Locking
*11 : w/o Double Locking
*12 : Before Sep. 2013 Production
*16 : Before Oct. 2015 Production
*17 : From Oct. 2015 Production
*20 : From Sep. 2013 Production until Oct. 2015 Production

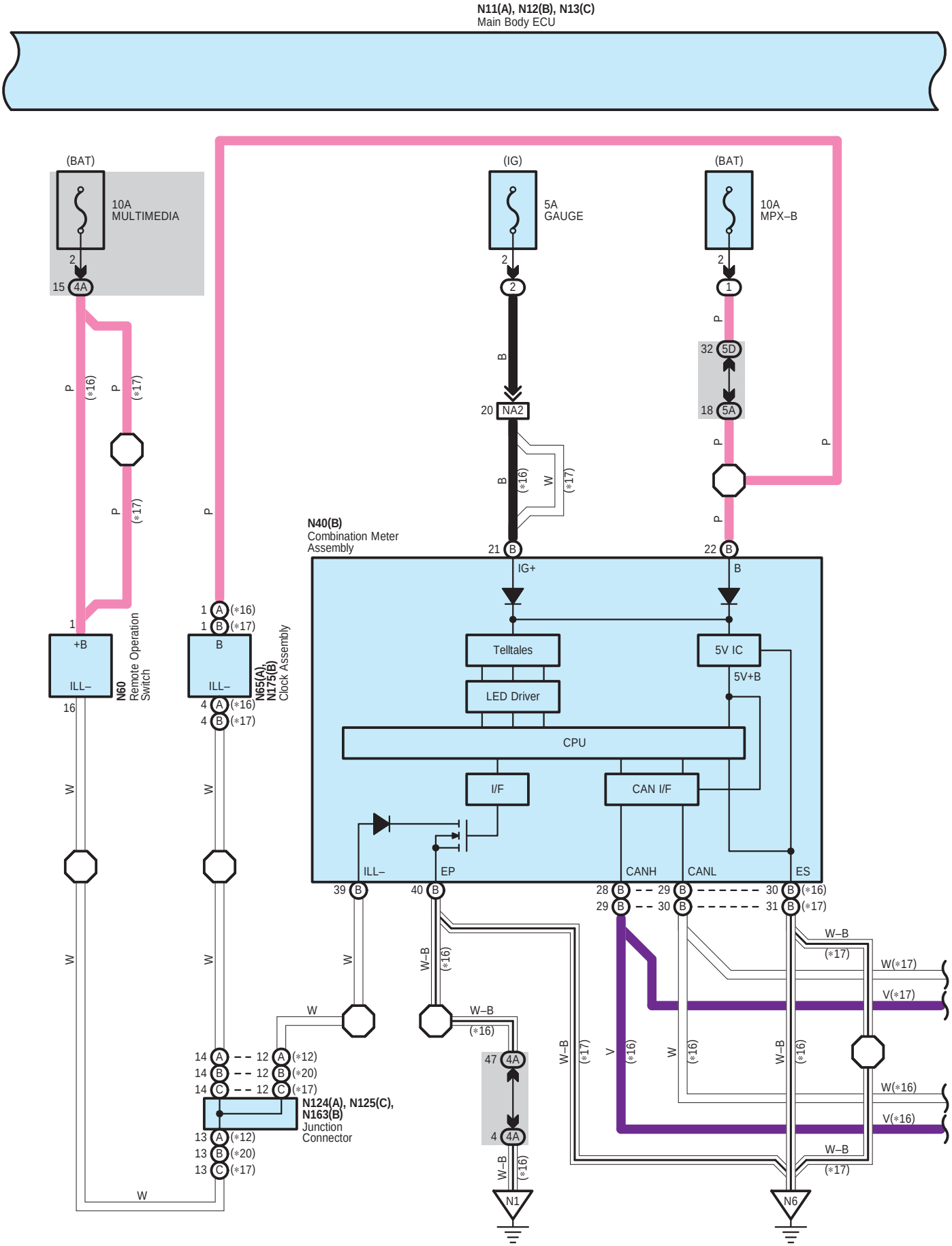
N11(A), N12(B), N13(C)
Main Body ECU
(BAT)
10A
MULTIMEDIA
(IG)
5A
GAUGE
(BAT)
10A
MPX–B
N40(B)
Combination Meter
Assembly
IG+
B
Telltales
5V IC
5V+B
LED Driver
CPU
I/F
CAN I/F
ILL–
EP
CANH
CANL
ES
+B
ILL–
N60
Remote Operation
Switch
B
ILL–
N65(A),
N175(B)
Clock Assembly
NA2
N124(A), N125(C),
N163(B)
Junction
Connector
N1
N6

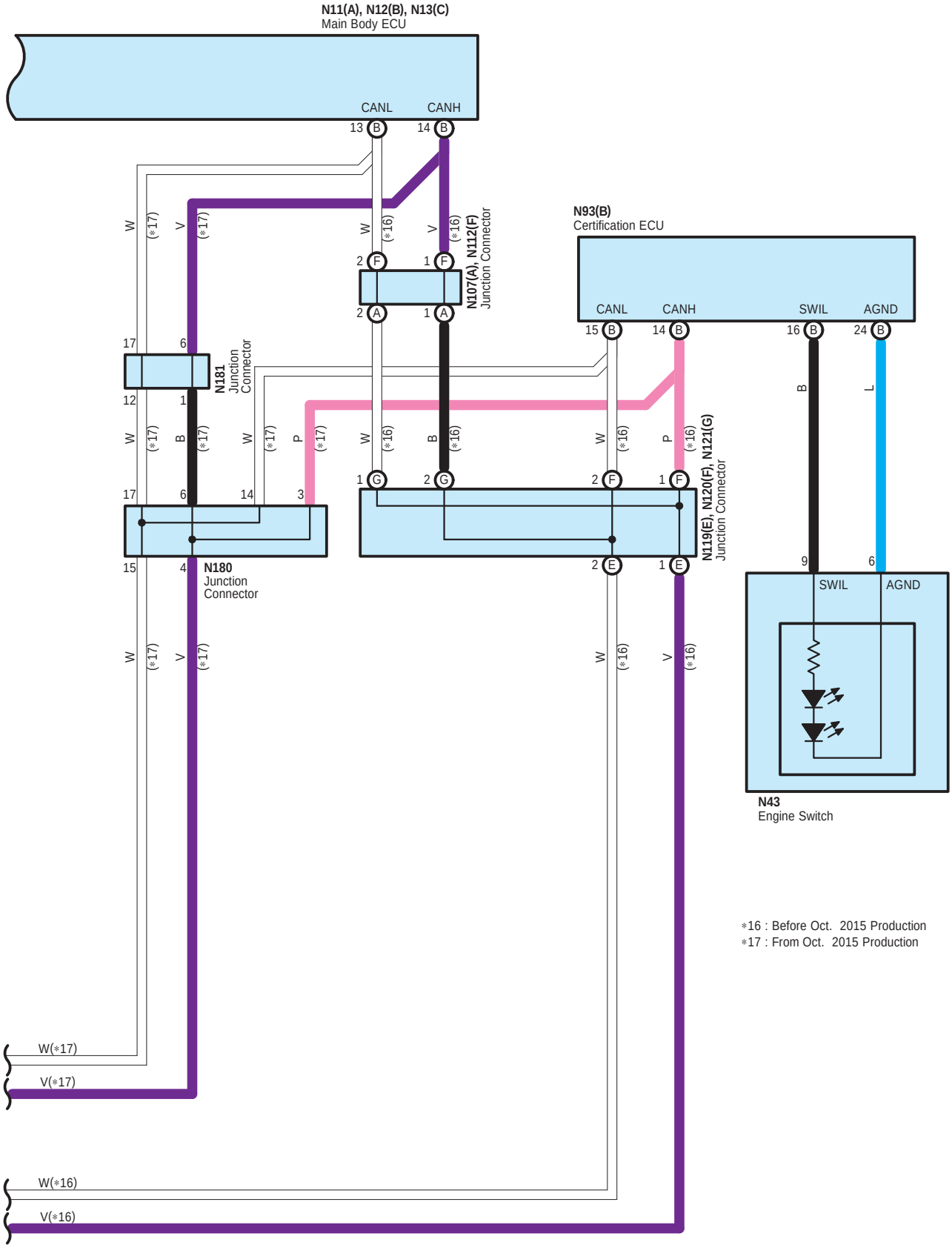
N11(A), N12(B), N13(C)
Main Body ECU
CANL
CANH
13 B
14 B
W
(∗17)
V
(∗17)
W
(∗16)
V
(∗16)
2 F
1 F
N107(A), N112(F)
Junction Connector
2 A
1 A
N93(B)
Certification ECU
CANL
CANH
SWIL
AGND
15 B
14 B
16 B
24 B
17
6
N181
Junction
Connector
12
1
B
L
W
(∗17)
B
(∗17)
W
(∗17)
P
(∗17)
W
(∗16)
B
(∗16)
W
(∗16)
P
(∗16)
1 G
2 G
2 F
1 F
N119(E), N120(F), N121(G)
Junction Connector
17
6
14
3
15
4
N180
Junction
Connector
2 E
1 E
9
6
SWIL
AGND
W
(∗17)
V
(∗17)
W
(∗16)
V
(∗16)
N43
Engine Switch
∗16 : Before Oct. 2015 Production
∗17 : From Oct. 2015 Production
W(∗17)
V(∗17)
W(∗16)
V(∗16)

N 11
White

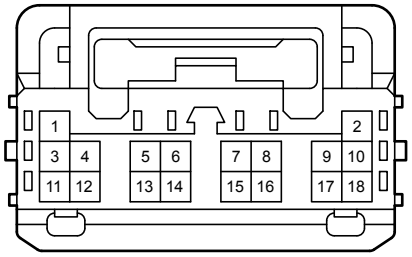

N 12
White

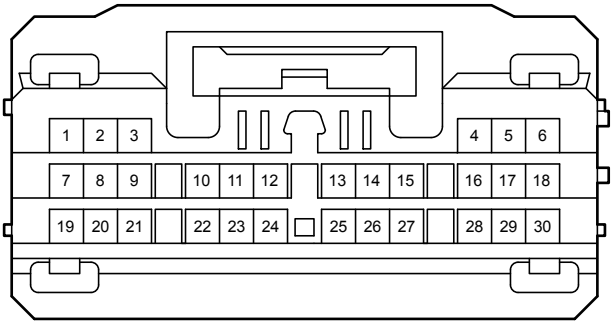

N 13
White

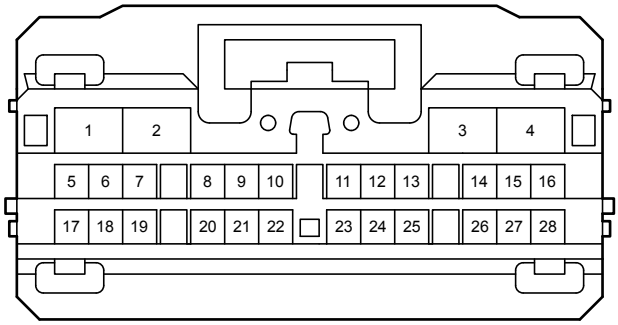

N 18
Gray

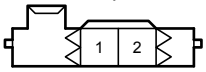

N 40
Black

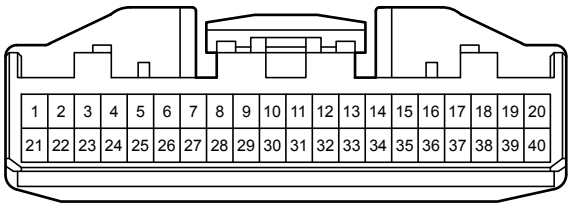

N 43
Black

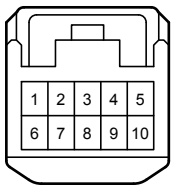

N 60
White



N 65
White

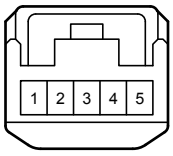

N 75
Gray

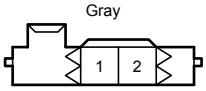

N 93
White

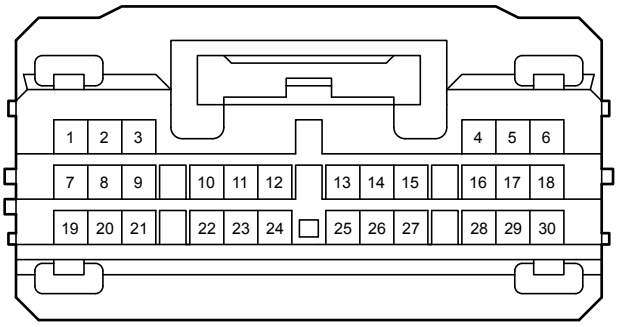

N107
White

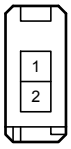

N112
White

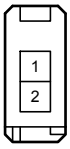

N119
White

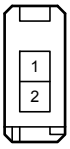

N120
White

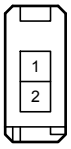

N121
White

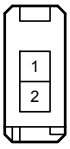

N123
Blue

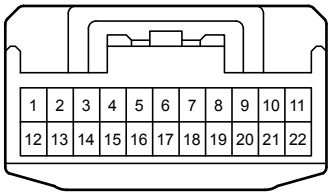

N124
White

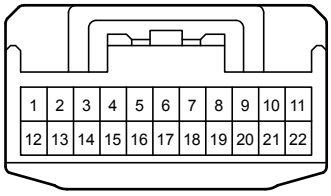

N125
Blue

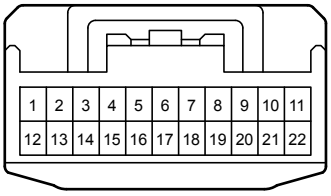

N129
Blue

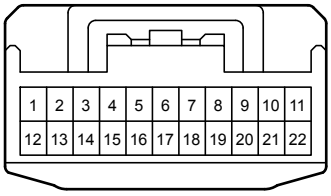

N133
Black

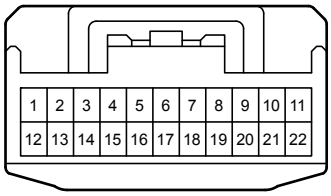

N163
Blue

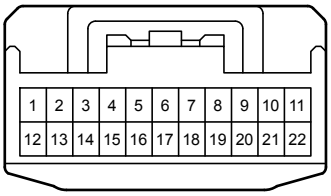

N175
White

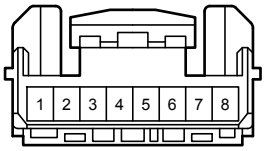

N180
Gray

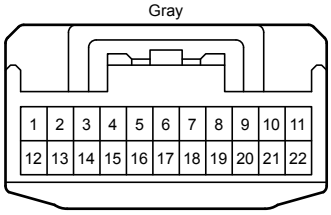

N181
Gray

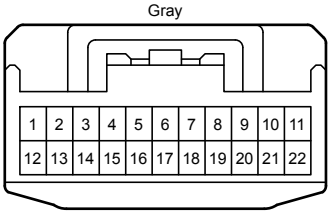

Q 3
White

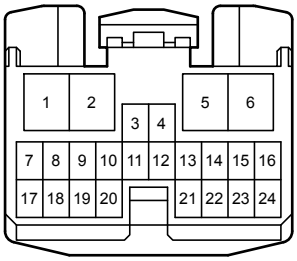

Q 4
White

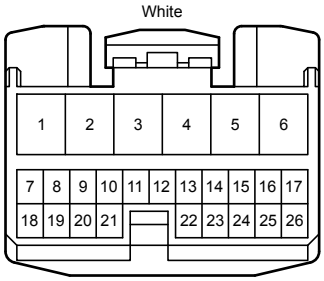

Q 7
White

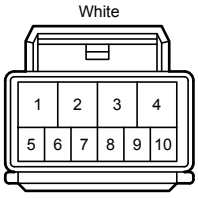

Q 12
White

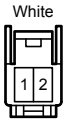

Q 14
White

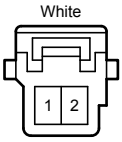

Q 15
White

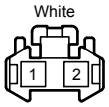

Q 18
White

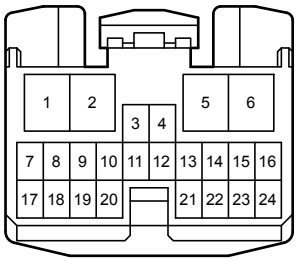

Q 19
White

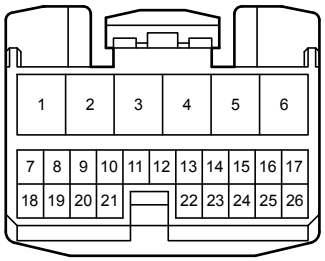

Q 22
White

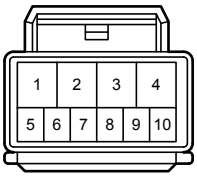

Q 27
White

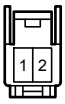

Q 29
White

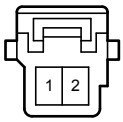

Q 30
White

R 2
White

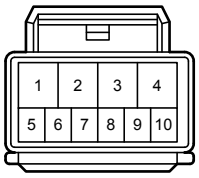

R 10
White

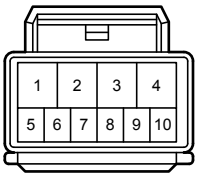

S 1
White

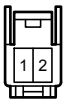

S 2
White

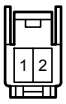

S 3
White

S 4
White

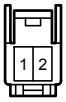

S 5
White

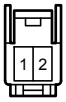

S 6
White

T 6
Black

T 21
Black

T 44
Blue



T 45
Blue



U 8
Black

U 18
Black

U 20
Black

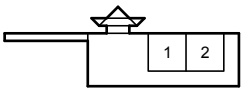

U 28
White

U 33
White

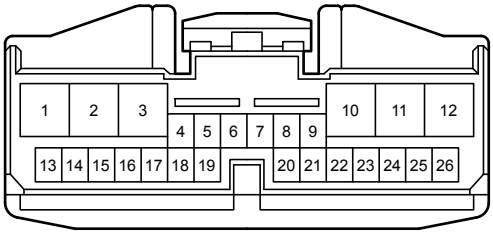

U 54
Blue

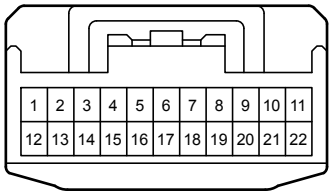

U 57
Black

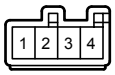

U 62
Black

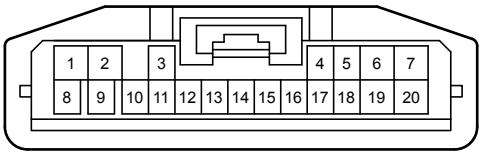

Y 1
White

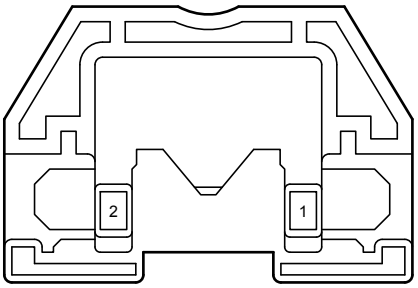

Y 2
Gray

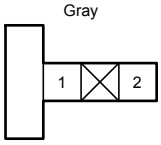

Y 3
White

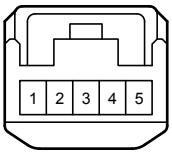

Y 9
White

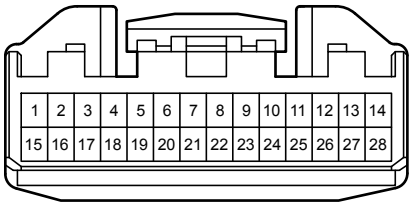

Y 11
White

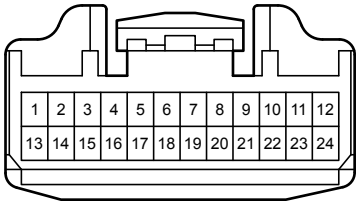

Y 12
Gray

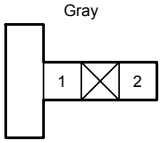

Y 13
White

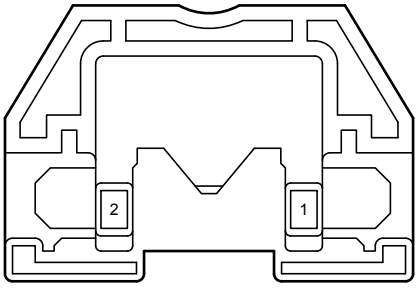

Y 14
White

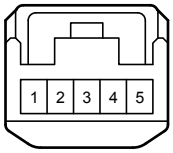

Y 15
White

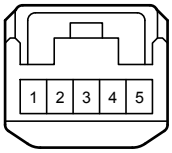

Y 16
White

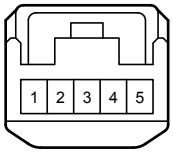

Y 20
White

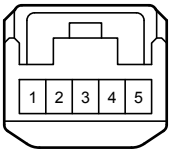

a 2
Black

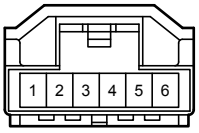

a 8
Black



a 9
White

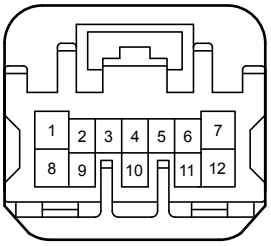

a 11
White

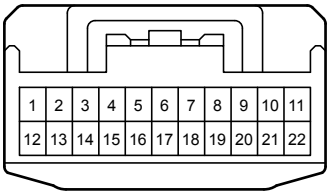

c 23
Black

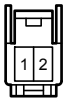

d 23
Black

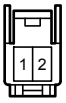

z 9
White

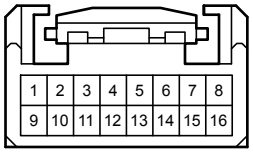

z 10
White

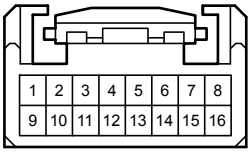

4A
White

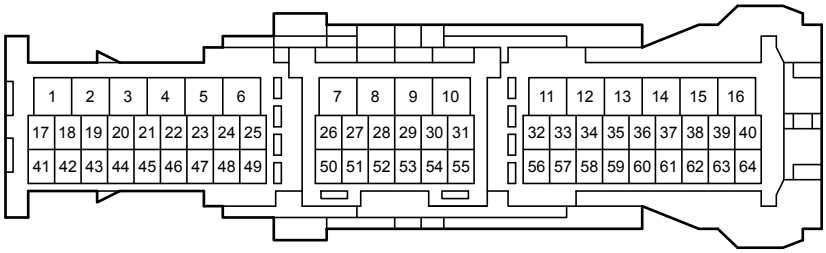

4C
White

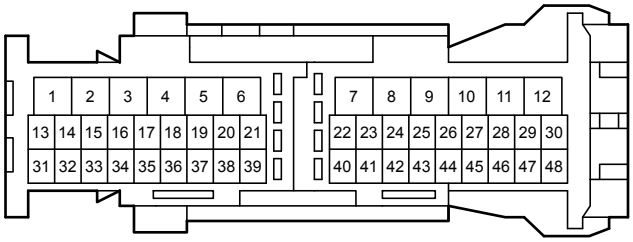

5A
White

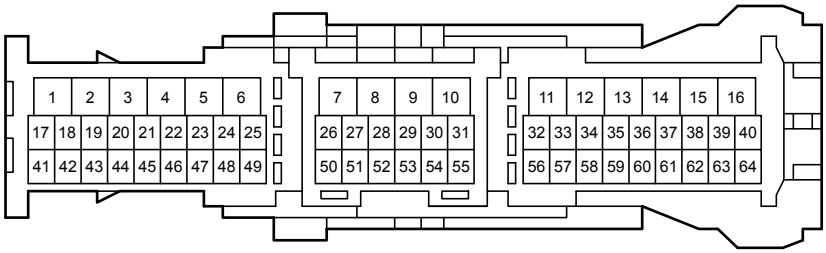

5B
White

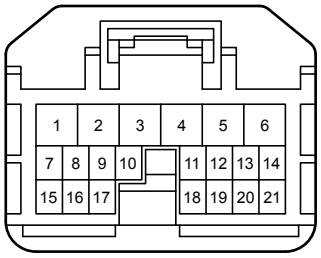

5C
White

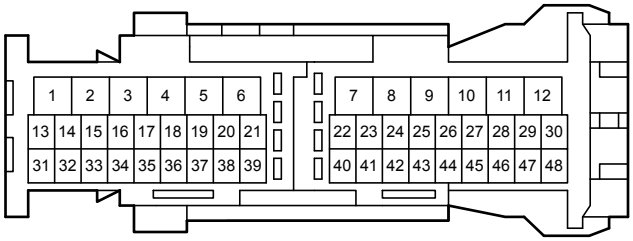

5D
White

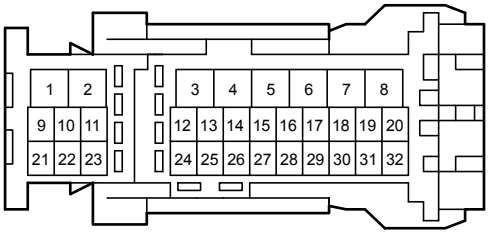

6A
White

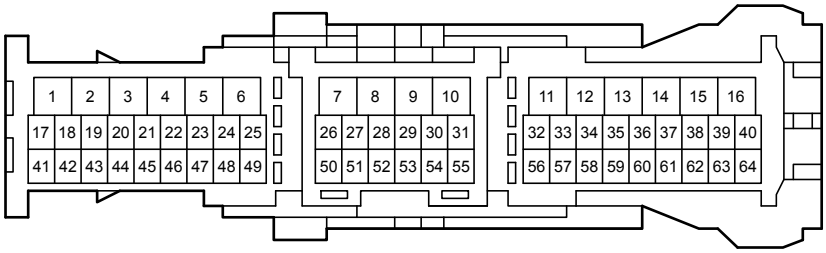

NA1
White

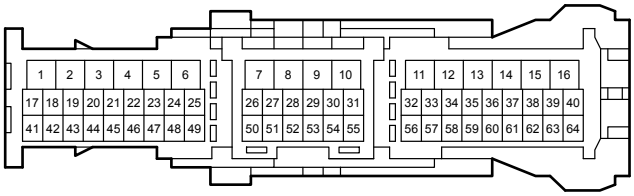

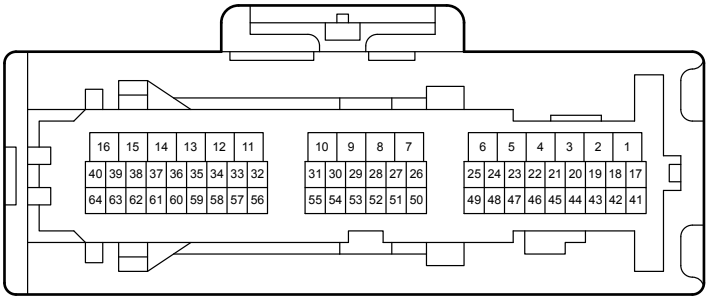

NA2
White

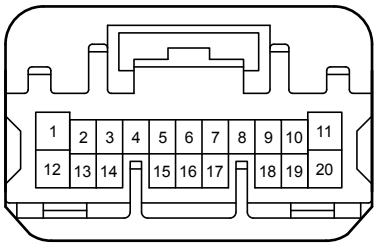

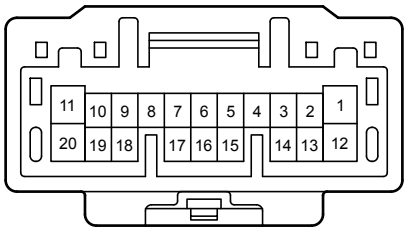

NT1
White

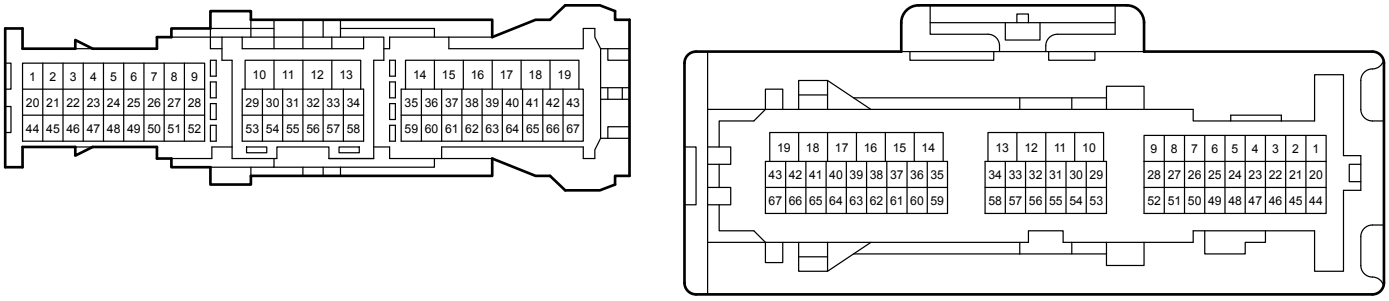

NT2
White

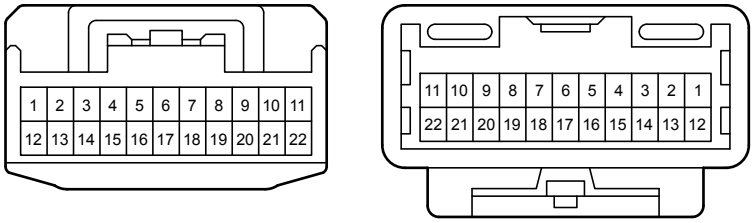

NU1
White

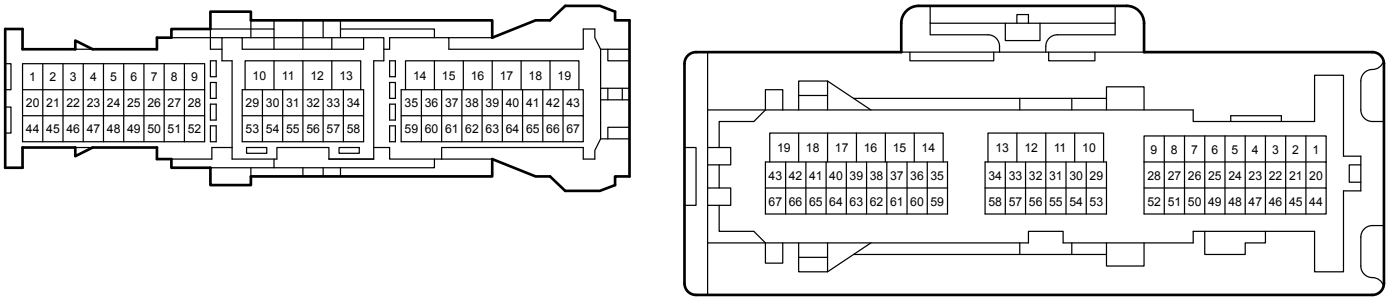

NU2
White

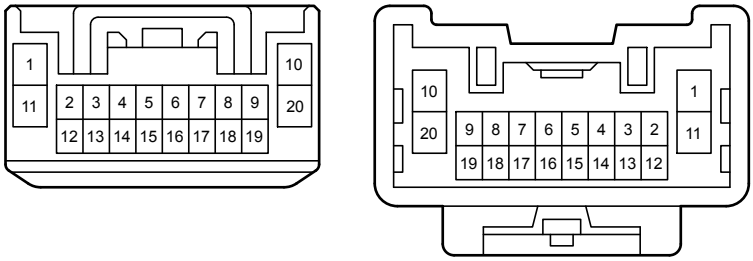

NY1
White

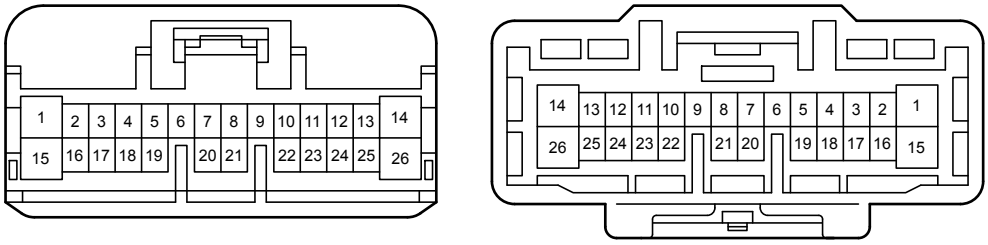

NY2
White

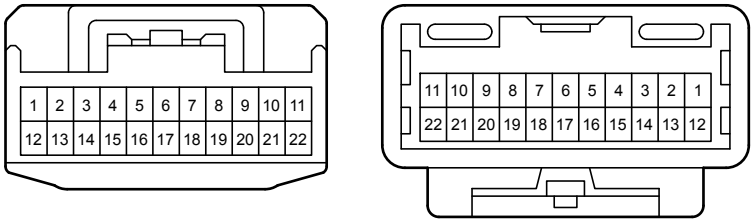

QT1
White

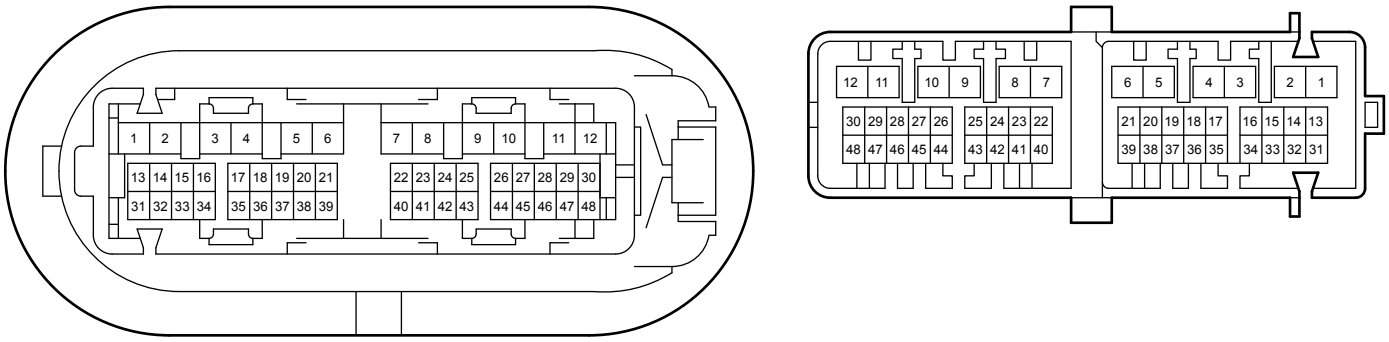

QU1
White

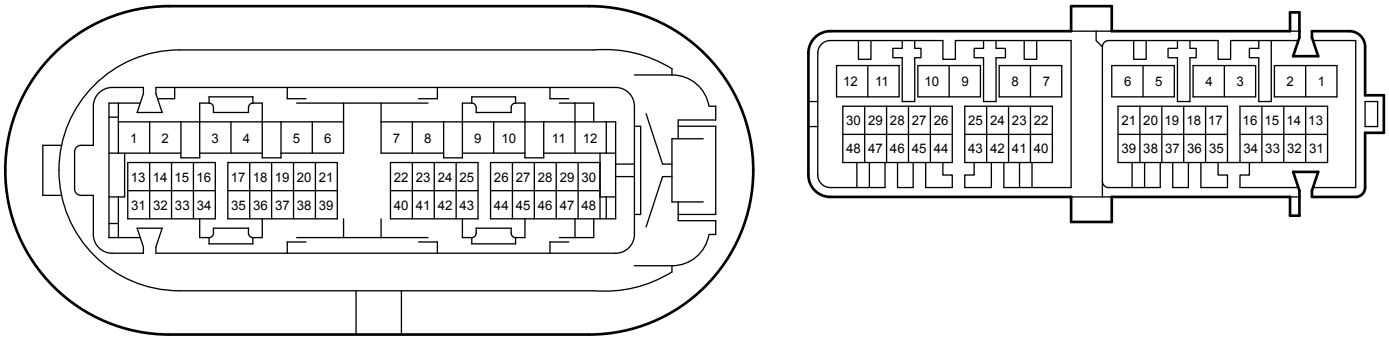

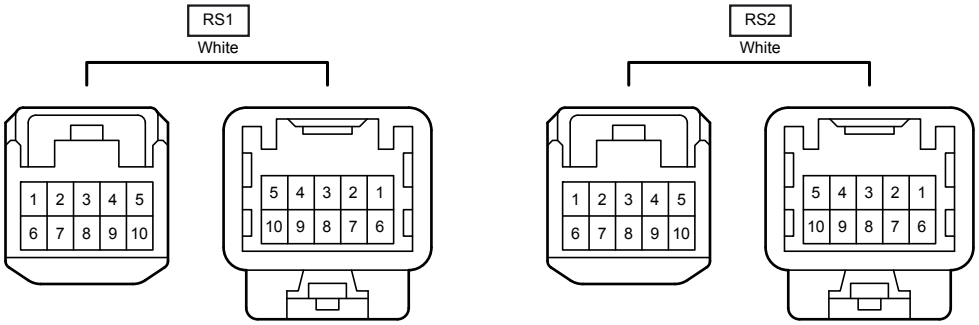
RS1
White
1 2 3 4 5
6 7 8 9 10
5 4 3 2 1
10 9 8 7 6
RS2
White
1 2 3 4 5
6 7 8 9 10
5 4 3 2 1
10 9 8 7 6

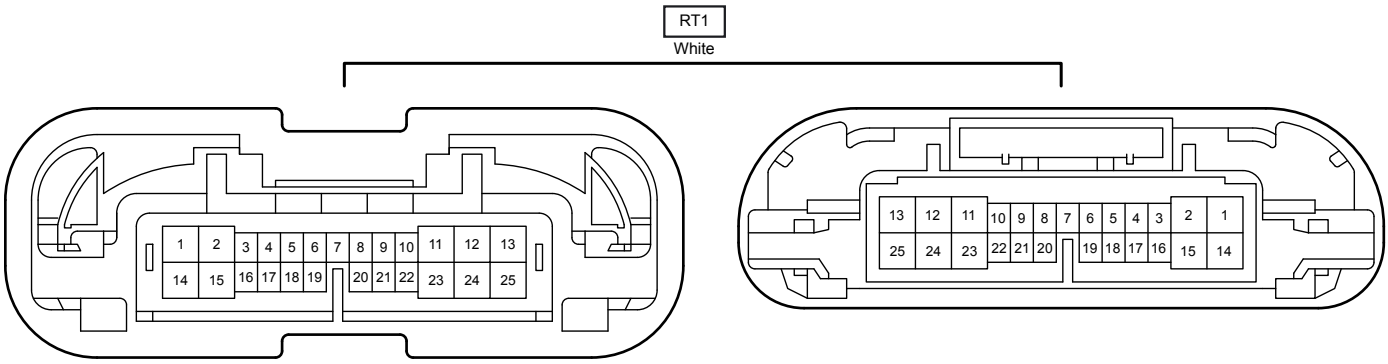
RT1
White
1 2 3 4 5 6 7 8 9 10 11 12 13
14 15 16 17 18 19 20 21 22 23 24 25
13 12 11 10 9 8 7 6 5 4 3 2 1
25 24 23 22 21 20 19 18 17 16 15 14

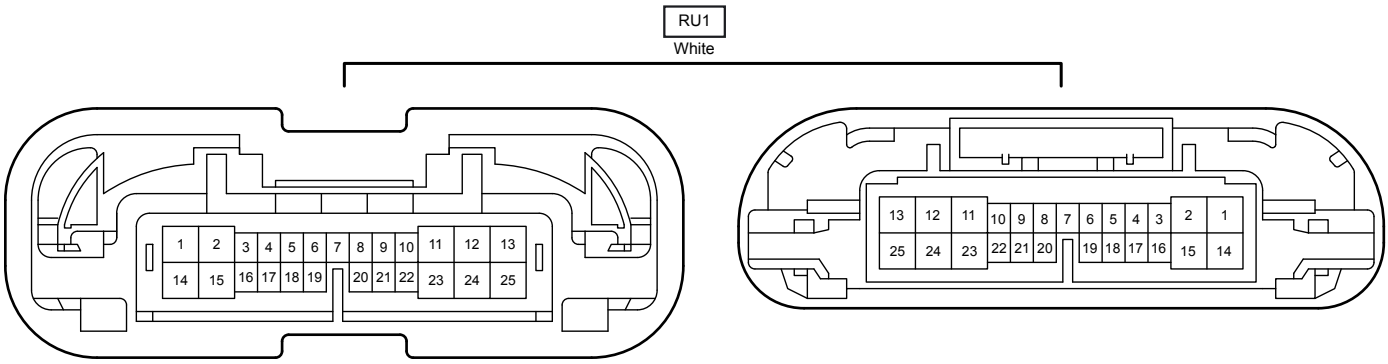
RU1
White
1 2 3 4 5 6 7 8 9 10 11 12 13
14 15 16 17 18 19 20 21 22 23 24 25
13 12 11 10 9 8 7 6 5 4 3 2 1
25 24 23 22 21 20 19 18 17 16 15 14

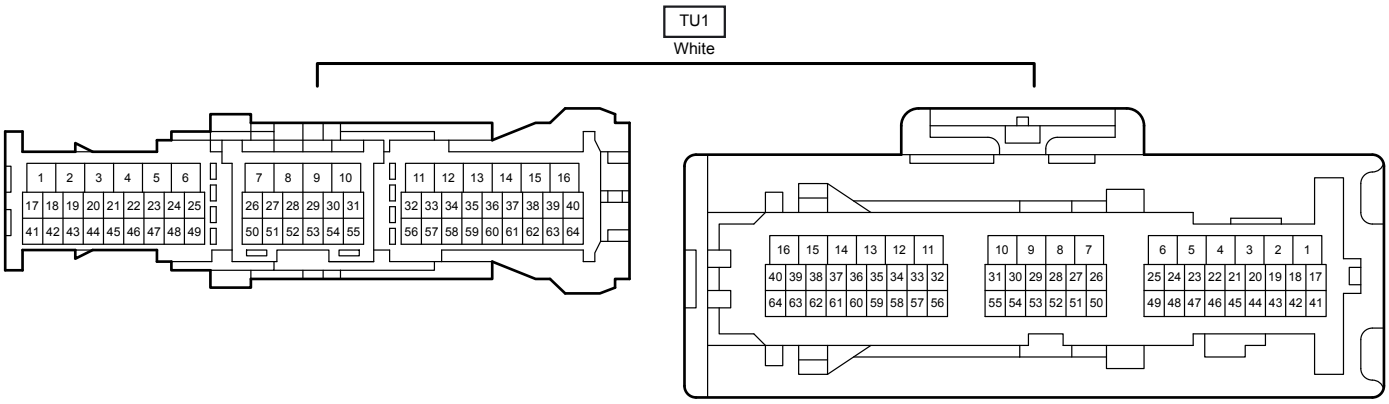
TU1
White
1 2 3 4 5 6 7 8 9 10 11 12 13 14 15 16
17 18 19 20 21 22 23 24 25 26 27 28 29 30 31 32 33 34 35 36 37 38 39 40
41 42 43 44 45 46 47 48 49 50 51 52 53 54 55 56 57 58 59 60 61 62 63 64
16 15 14 13 12 11 10 9 8 7 6 5 4 3 2 1
40 39 38 37 36 35 34 33 32 31 30 29 28 27 26 25 24 23 22 21 20 19 18 17
64 63 62 61 60 59 58 57 56 55 54 53 52 51 50 49 48 47 46 45 44 43 42 41

Tc2
White

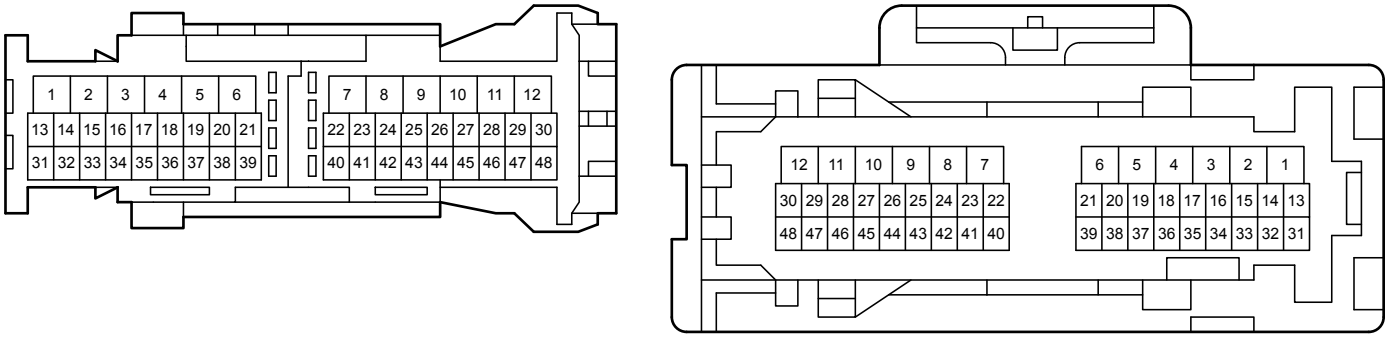

UT1
White

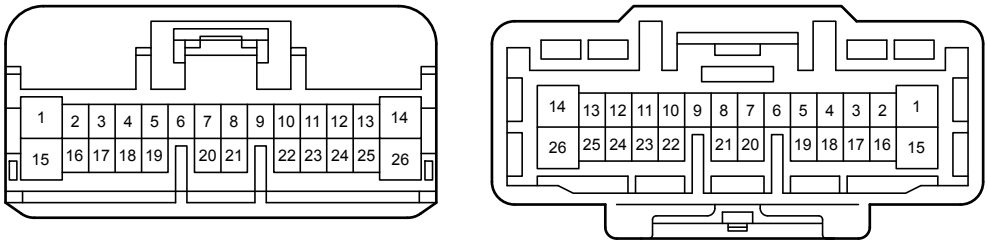

Ud1
White

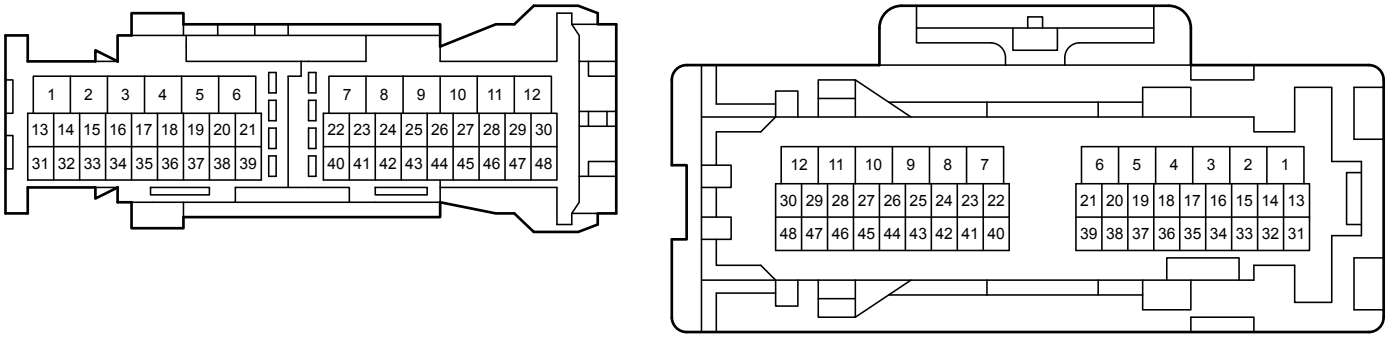
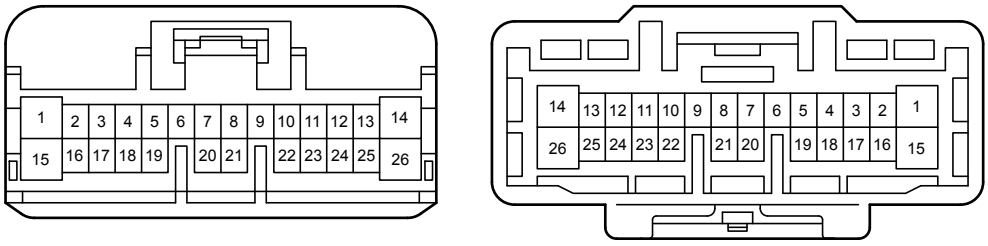
aT1
White