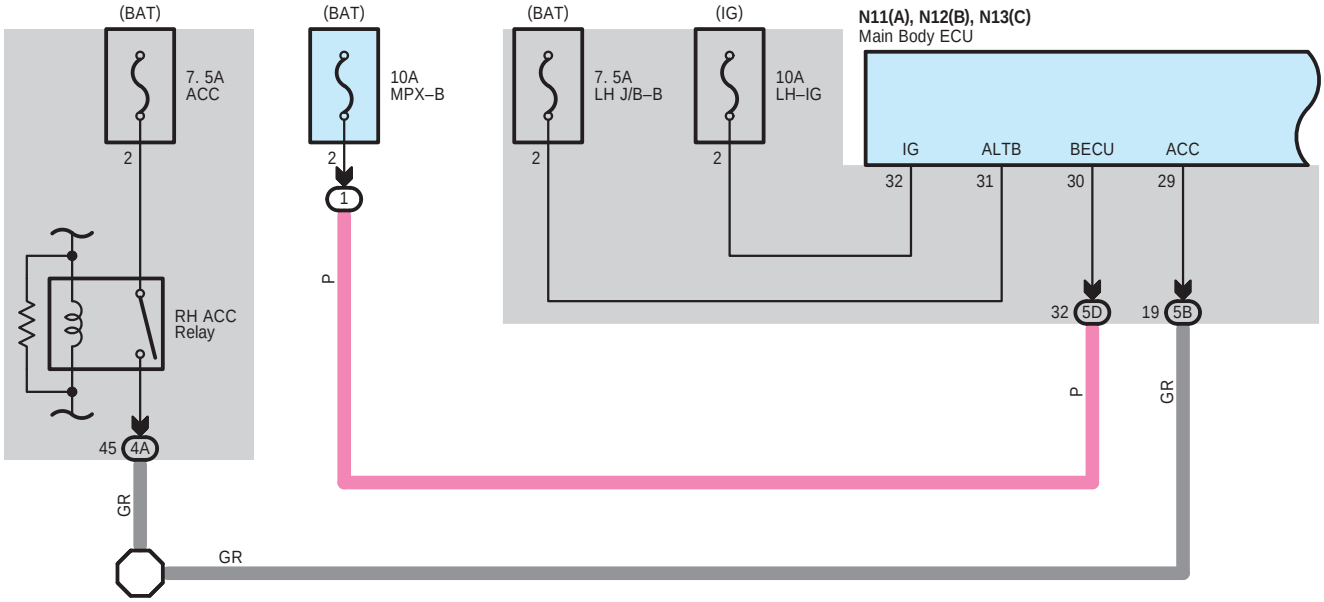
(BAT)
7. 5A
ACC
2
RH ACC
Relay
45
4A
GR
(BAT)
10A
MPX–B
2
1
P
(BAT)
7. 5A
LH J/B–B
2
(IG)
10A
LH–IG
2
N11(A), N12(B), N13(C)
Main Body ECU
IG
ALTB
BECU
ACC
32
31
30
29
32
5D
19
5B
P
GR
GR

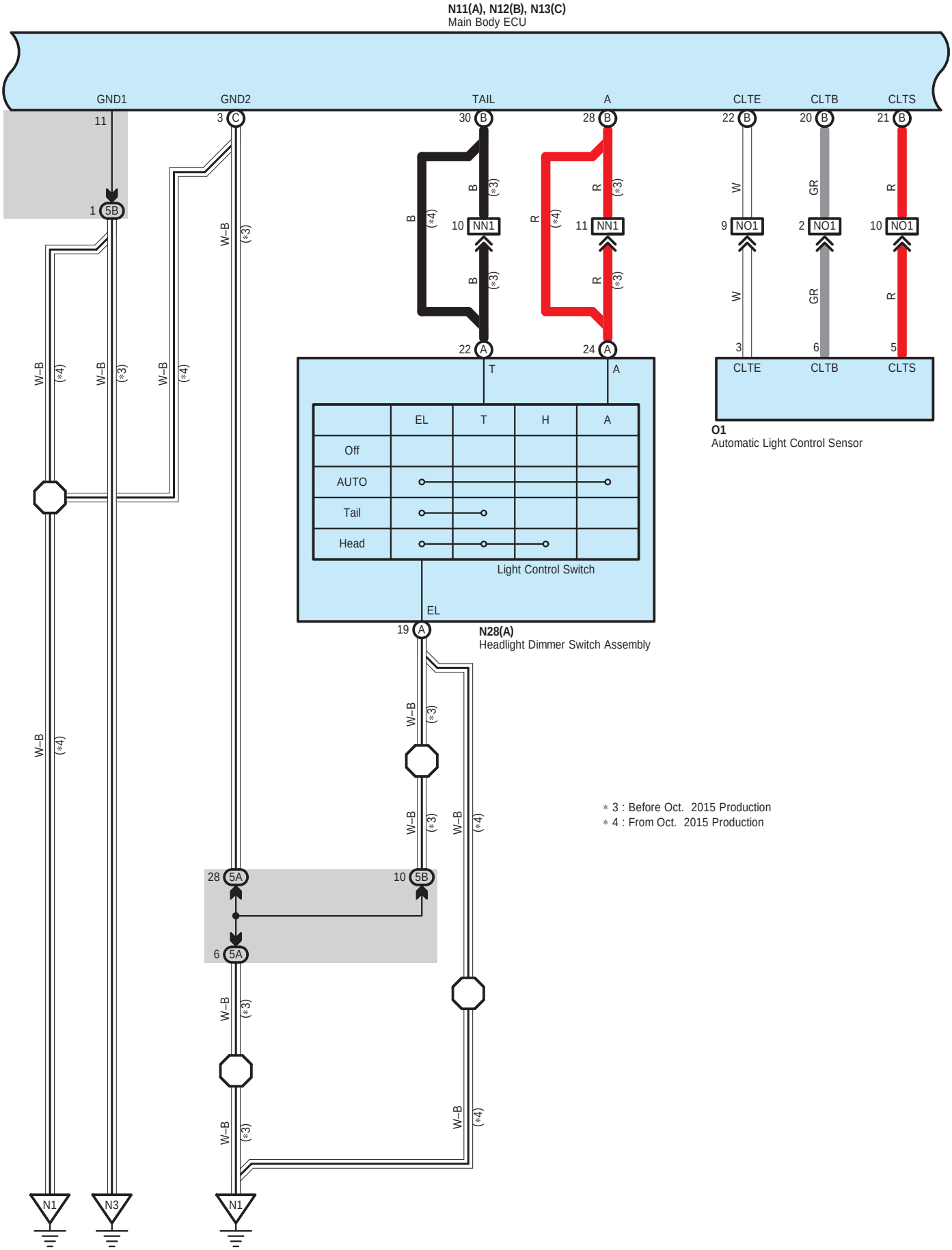
N11(A), N12(B), N13(C)
Main Body ECU
GND1
GND2
TAIL
A
CLTE
CLTB
CLTS
11
1 5B
3 C
30 B
28 B
22 B
20 B
21 B
10 NN1
11 NN1
9 NO1
2 NO1
10 NO1
22 A
24 A
3
6
5
T
A
EL
T
H
A
Off
AUTO
Tail
Head
Light Control Switch
EL
19 A
N28(A)
Headlight Dimmer Switch Assembly
O1
Automatic Light Control Sensor
W–B
B
R
W
GR
(*3)
(*4)
28 5A
10 5B
6 5A
N1
N3
N1
* 3 : Before Oct. 2015 Production
* 4 : From Oct. 2015 Production

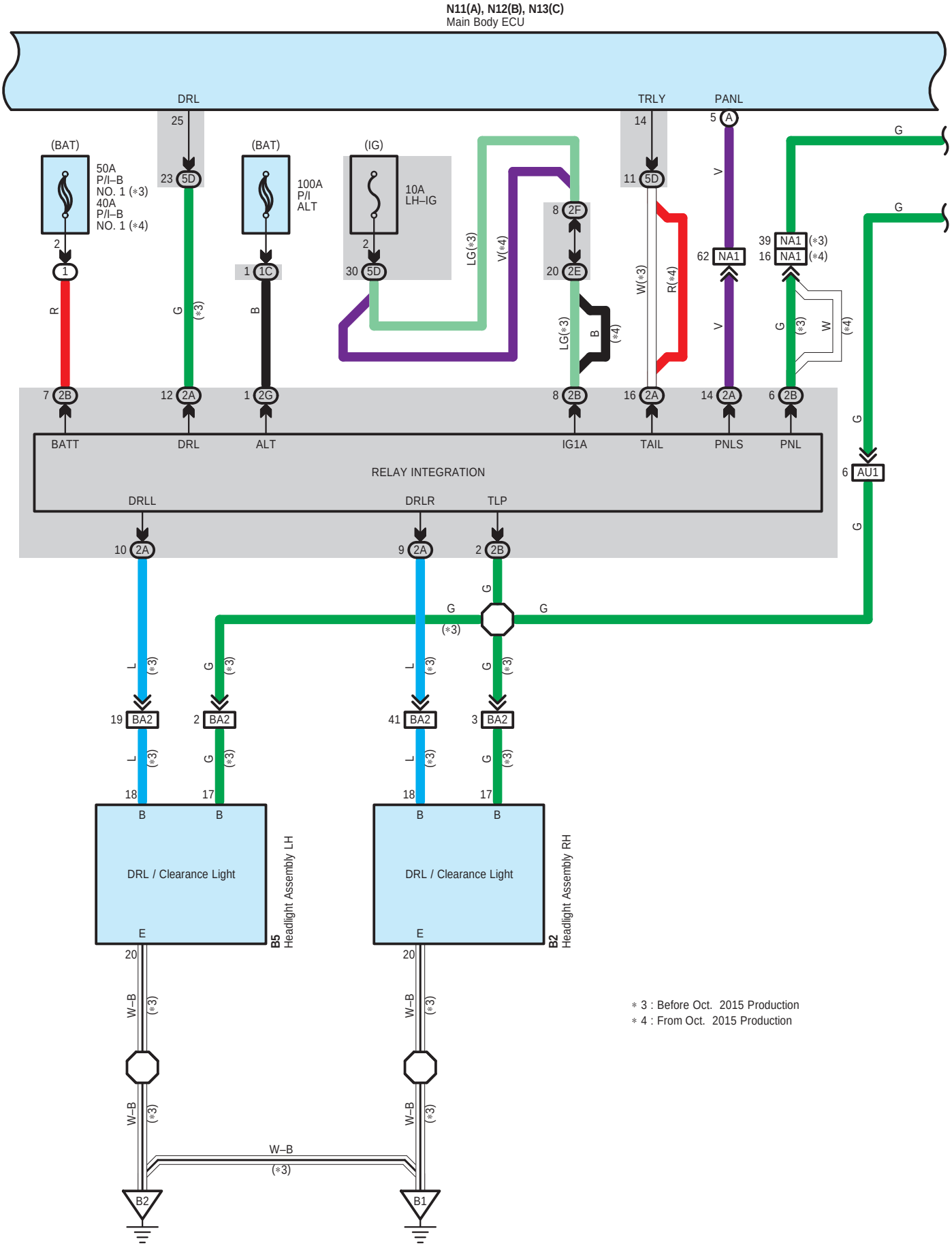
N11(A), N12(B), N13(C)
Main Body ECU
DRL
TRLY
PANL
(BAT)
50A
P/I–B
NO. 1 (*3)
40A
P/I–B
NO. 1 (*4)
(BAT)
100A
P/I
ALT
(IG)
10A
LH–IG
BATT
DRL
ALT
IG1A
TAIL
PNLS
PNL
RELAY INTEGRATION
DRLL
DRLR
TLP
AU1
BA2
DRL / Clearance Light
B5
Headlight Assembly LH
DRL / Clearance Light
B2
Headlight Assembly RH
B2
B1
* 3 : Before Oct. 2015 Production
* 4 : From Oct. 2015 Production

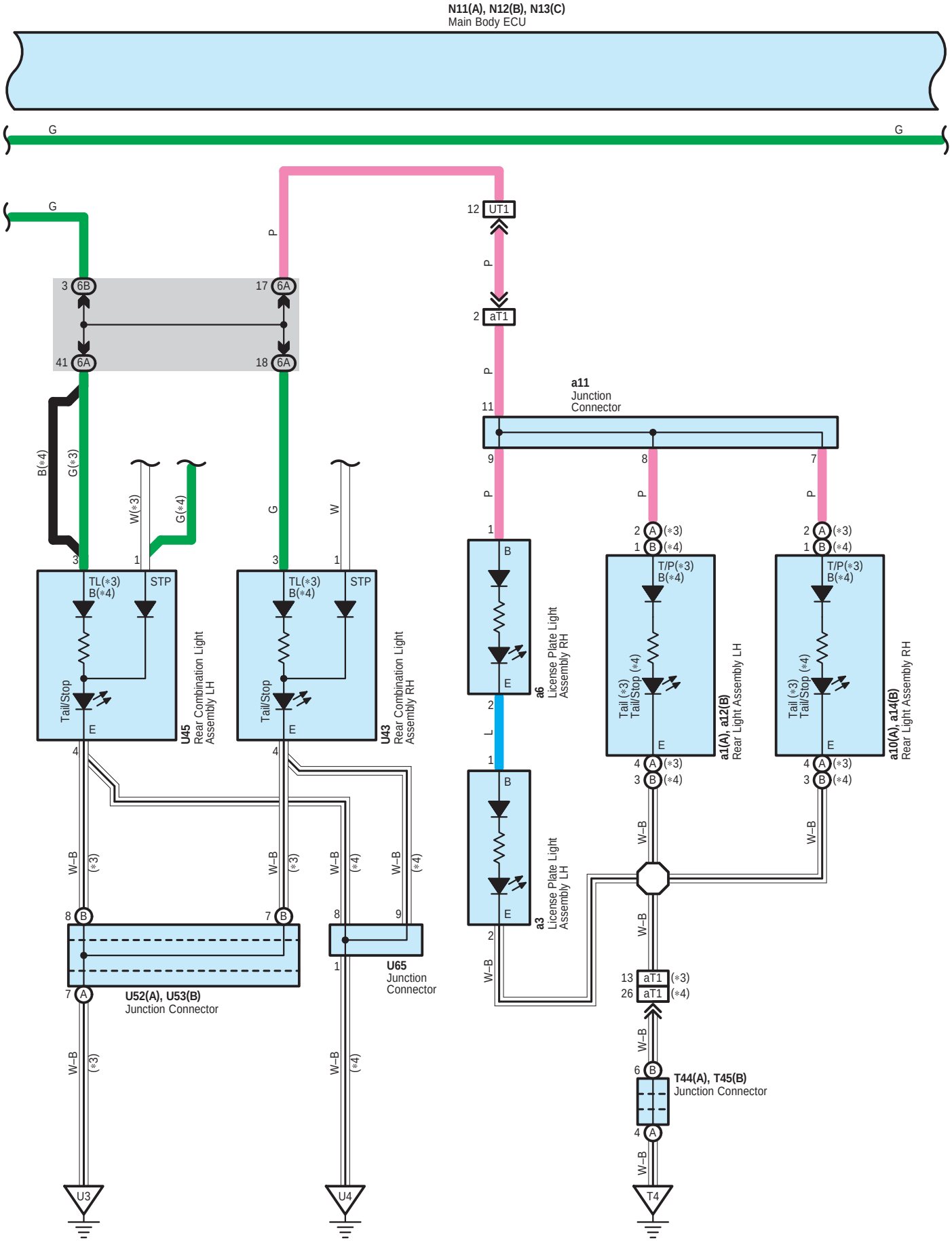
N11(A), N12(B), N13(C)
Main Body ECU
G
G
G
P
12 UT1
P
2 aT1
P
a11
Junction
Connector
11
9
8
7
3 6B
17 6A
41 6A
18 6A
B(*4)
G(*3)
W(*3)
G(*4)
G
W
TL(*3)
B(*4)
STP
Tail/Stop
E
U45
Rear Combination Light
Assembly LH
U43
Rear Combination Light
Assembly RH
a6
License Plate Light
Assembly RH
L
a3
License Plate Light
Assembly LH
T/P(*3)
B(*4)
Tail (*3)
Tail/Stop (*4)
a1(A), a12(B)
Rear Light Assembly LH
a10(A), a14(B)
Rear Light Assembly RH
W–B
(*3)
(*4)
U52(A), U53(B)
Junction Connector
U65
Junction
Connector
13 aT1 (*3)
26 aT1 (*4)
T44(A), T45(B)
Junction Connector
U3
U4
T4

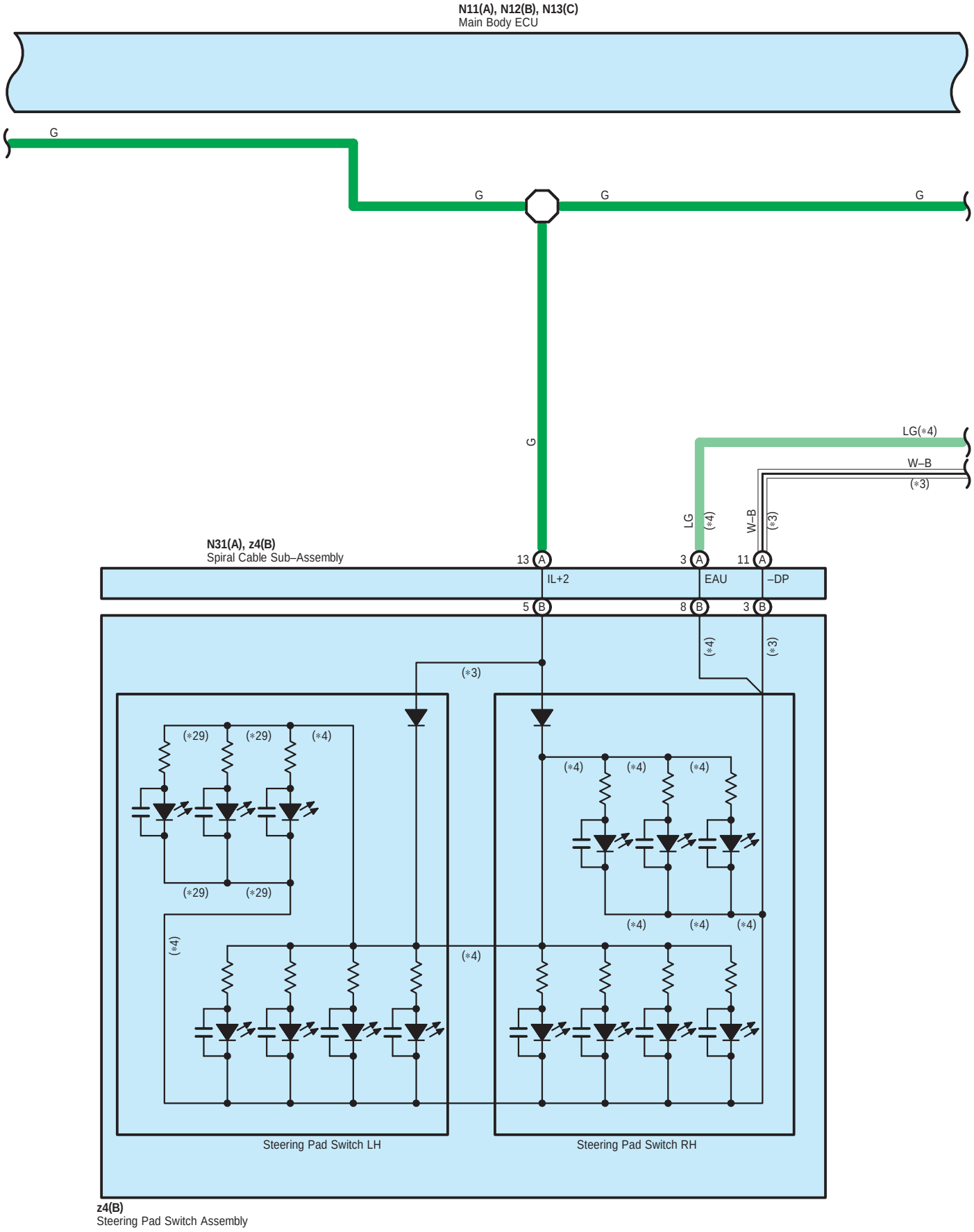
N11(A), N12(B), N13(C)
Main Body ECU
G
G
G
G
G
LG(∗4)
W–B
(∗3)
LG
(∗4)
W–B
(∗3)
N31(A), z4(B)
Spiral Cable Sub–Assembly
13 A
3 A
11 A
IL+2
EAU
–DP
5 B
8 B
3 B
(∗4)
(∗3)
(∗3)
(∗29)
(∗29)
(∗4)
(∗29)
(∗29)
(∗4)
(∗4)
(∗4)
(∗4)
(∗4)
(∗4)
(∗4)
(∗4)
Steering Pad Switch LH
Steering Pad Switch RH
z4(B)
Steering Pad Switch Assembly

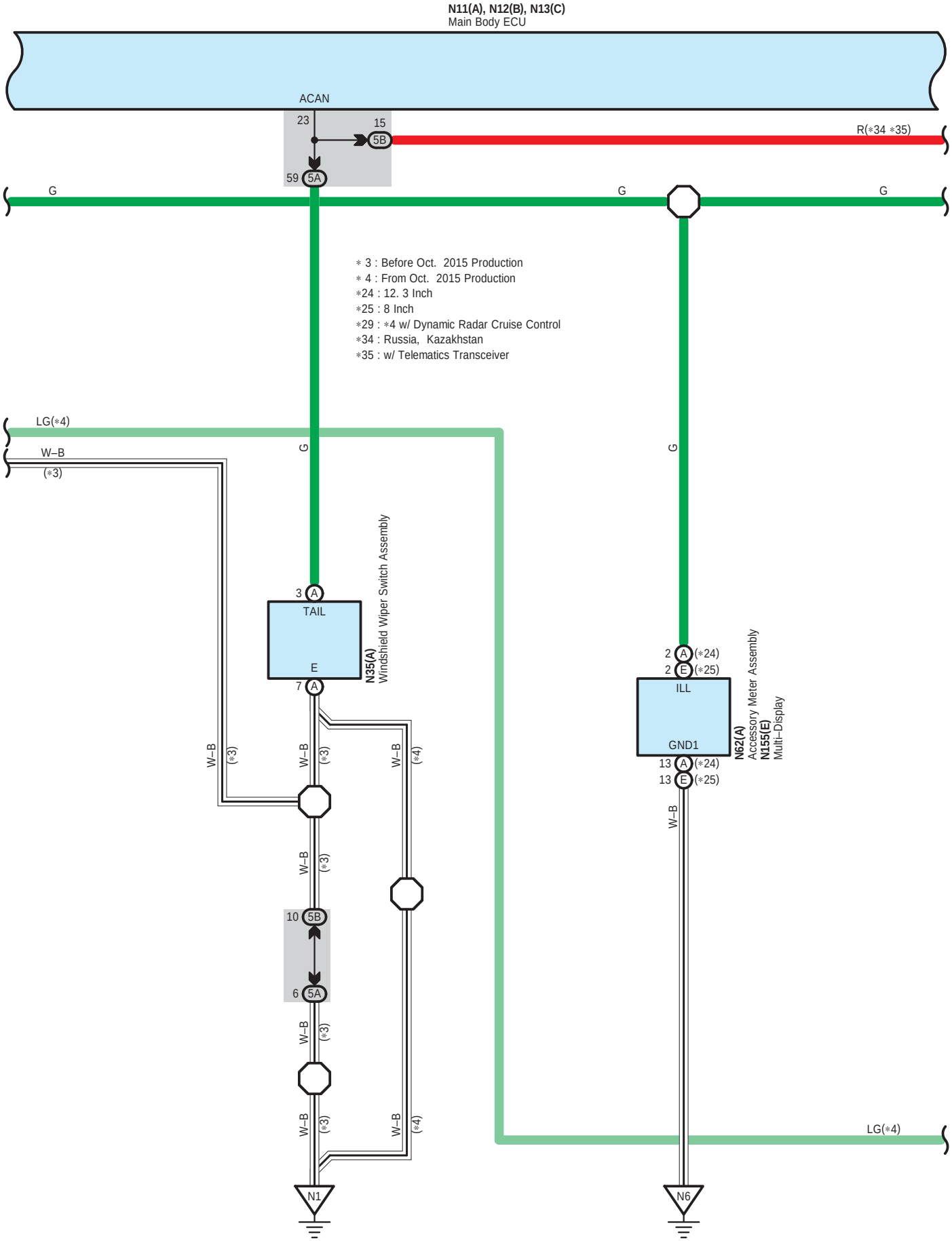
N11(A), N12(B), N13(C)
Main Body ECU
ACAN
23
15
5B
R(∗34 ∗35)
59
5A
G
G
G
∗ 3 : Before Oct. 2015 Production
∗ 4 : From Oct. 2015 Production
∗24 : 12. 3 Inch
∗25 : 8 Inch
∗29 : ∗4 w/ Dynamic Radar Cruise Control
∗34 : Russia, Kazakhstan
∗35 : w/ Telematics Transceiver
LG(∗4)
W–B
(∗3)
G
G
3
A
TAIL
E
7
A
N35(A)
Windshield Wiper Switch Assembly
2
A
(∗24)
2
E
(∗25)
ILL
GND1
13
A
(∗24)
13
E
(∗25)
N62(A)
Accessory Meter Assembly
N155(E)
Multi–Display
W–B
(∗3)
W–B
(∗3)
W–B
(∗4)
W–B
(∗3)
10
5B
6
5A
W–B
(∗3)
W–B
(∗3)
W–B
(∗4)
W–B
LG(∗4)
N1
N6

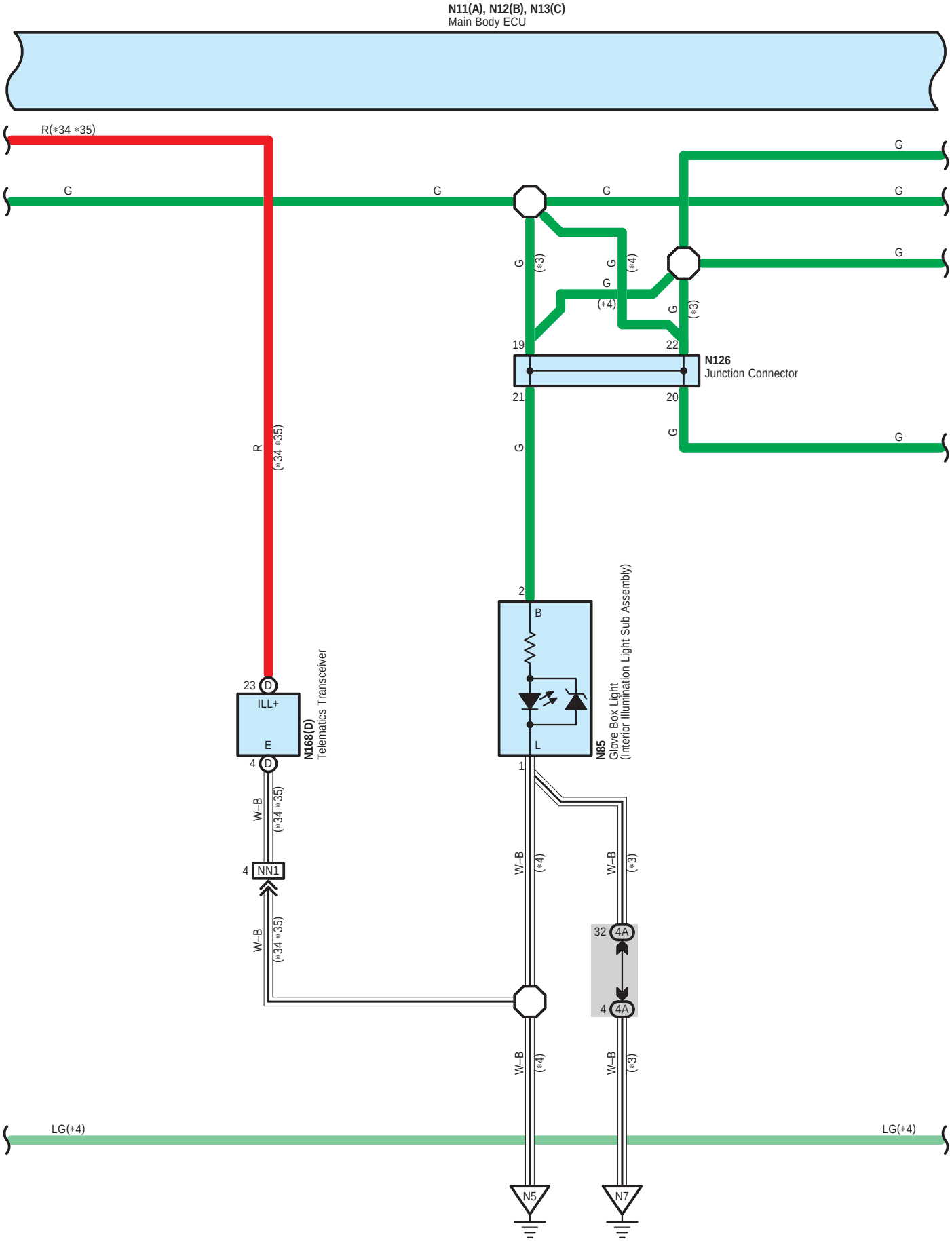
N11(A), N12(B), N13(C)
Main Body ECU
R(*34 *35)
G
G
G
G
G
G
G
G
G
(*3)
G
(*4)
G
(*4)
G
(*3)
19
22
N126
Junction Connector
21
20
G
G
G
R
(*34 *35)
2
B
L
1
N85
Glove Box Light
(Interior Illumination Light Sub Assembly)
23
D
ILL+
E
4
D
N168(D)
Telematics Transceiver
W–B
(*34 *35)
4
NN1
W–B
(*34 *35)
W–B
(*4)
W–B
(*3)
32
4A
4
4A
W–B
(*4)
W–B
(*3)
LG(*4)
LG(*4)
N5
N7

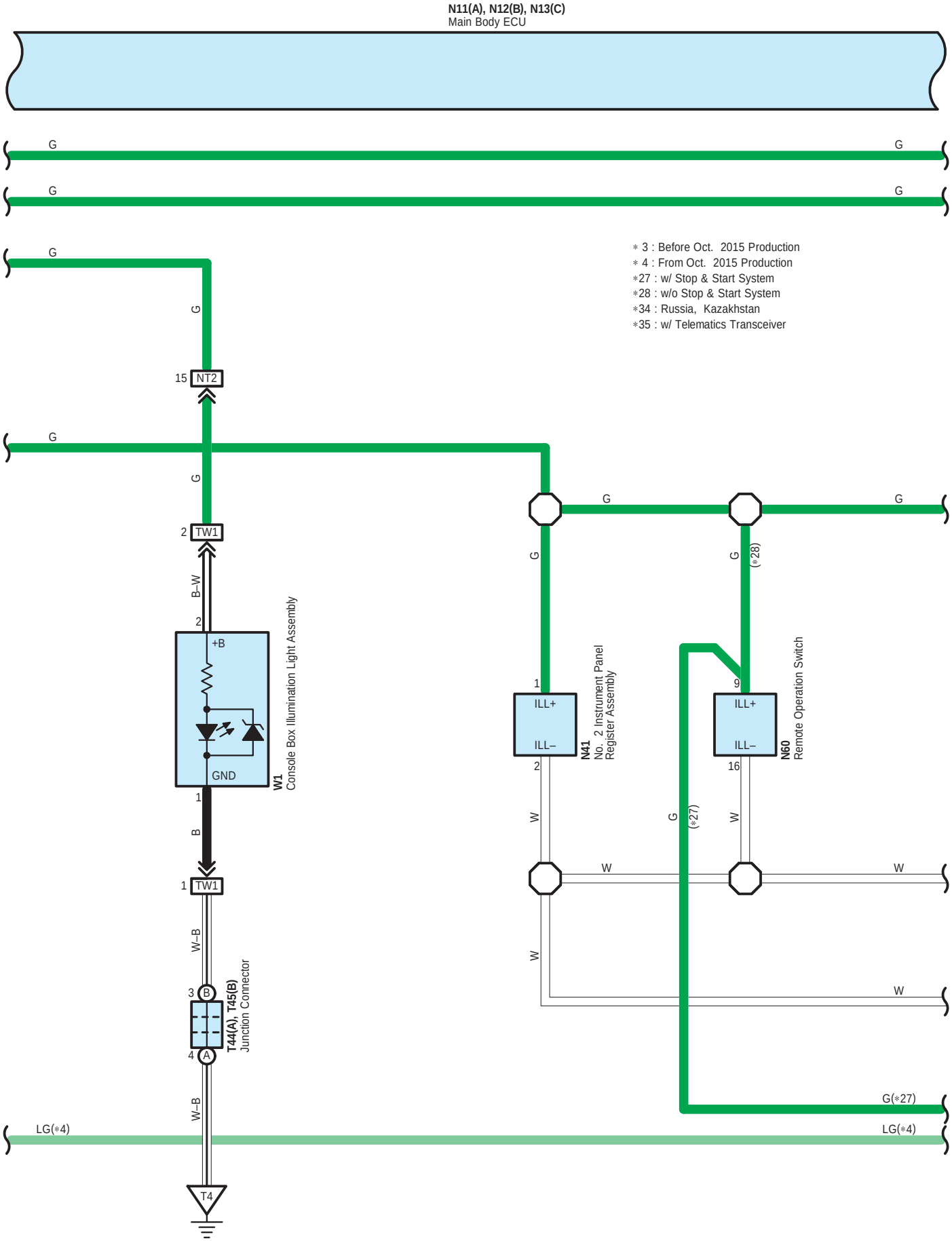

∗ 3 : Before Oct. 2015 Production
∗ 4 : From Oct. 2015 Production
∗27 : w/ Stop & Start System
∗28 : w/o Stop & Start System
∗34 : Russia, Kazakhstan
∗35 : w/ Telematics Transceiver

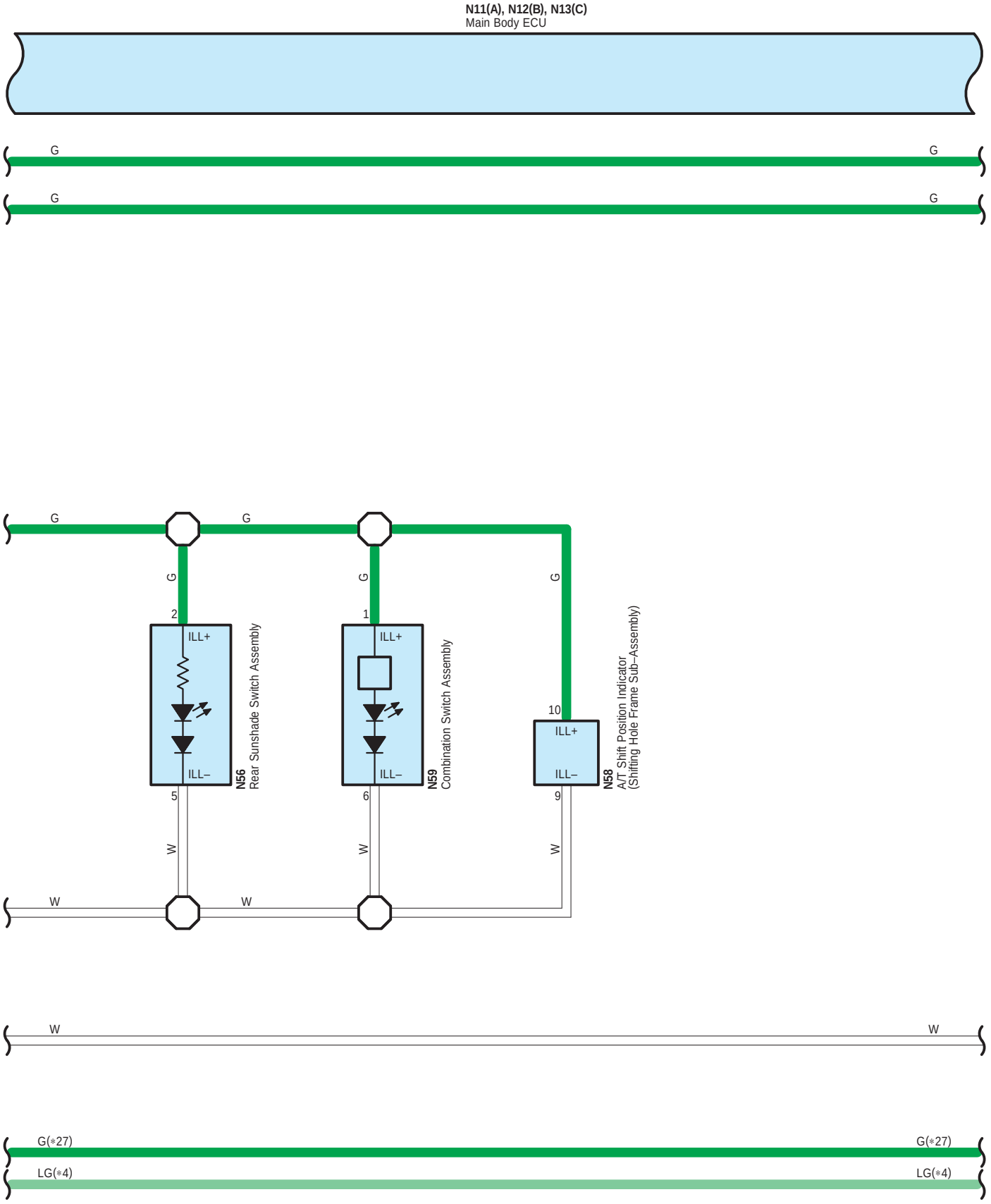
N11(A), N12(B), N13(C)
Main Body ECU
G
G
G
G
G
G
G
G
G
2
1
10
ILL+
ILL+
ILL+
ILL–
ILL–
ILL–
N56
Rear Sunshade Switch Assembly
N59
Combination Switch Assembly
N58
A/T Shift Position Indicator
(Shifting Hole Frame Sub–Assembly)
5
6
9
W
W
W
W
W
W
W
G(∗27)
G(∗27)
LG(∗4)
LG(∗4)

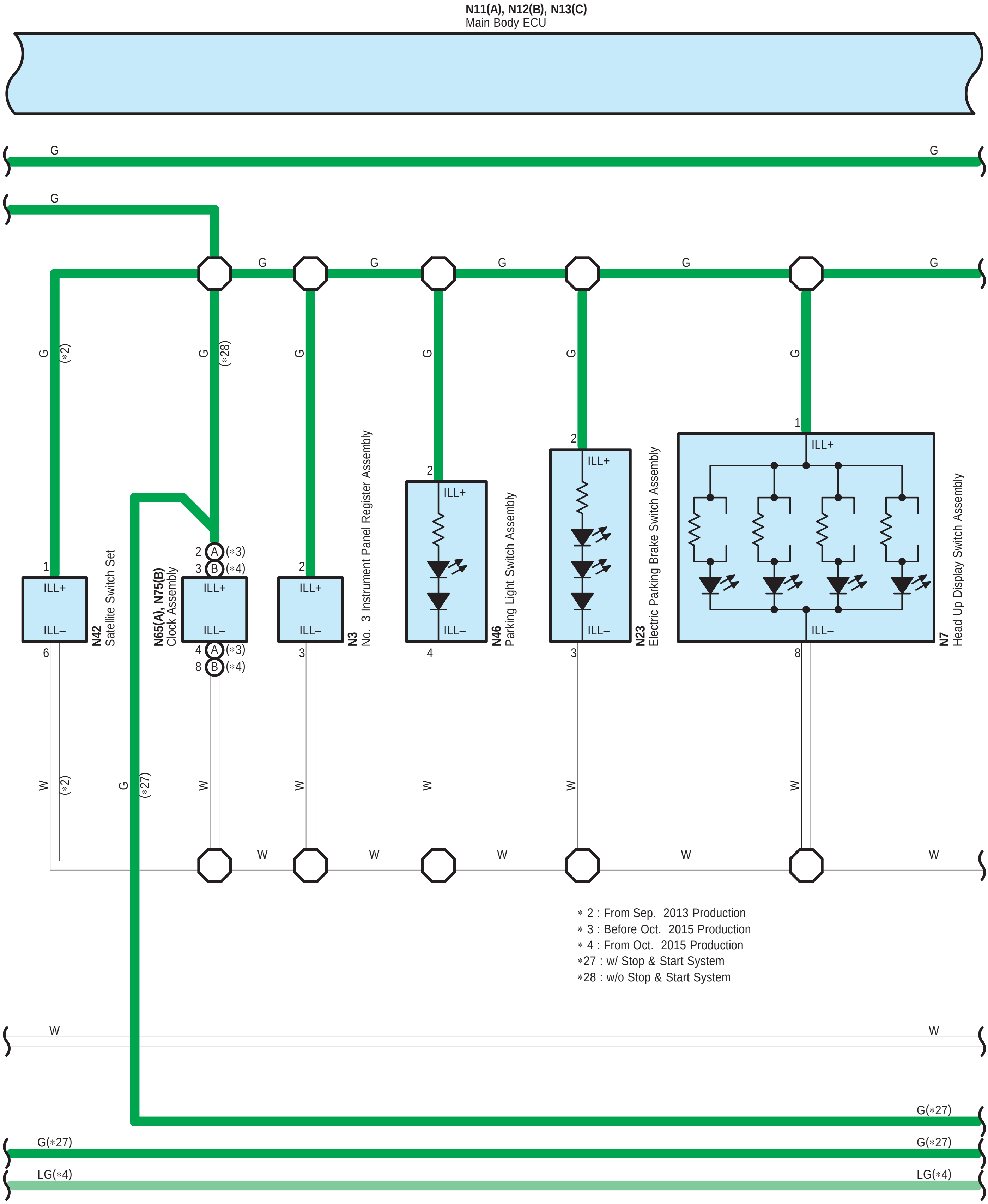

* 2 : From Sep. 2013 Production
* 3 : Before Oct. 2015 Production
* 4 : From Oct. 2015 Production
*27 : w/ Stop & Start System
*28 : w/o Stop & Start System

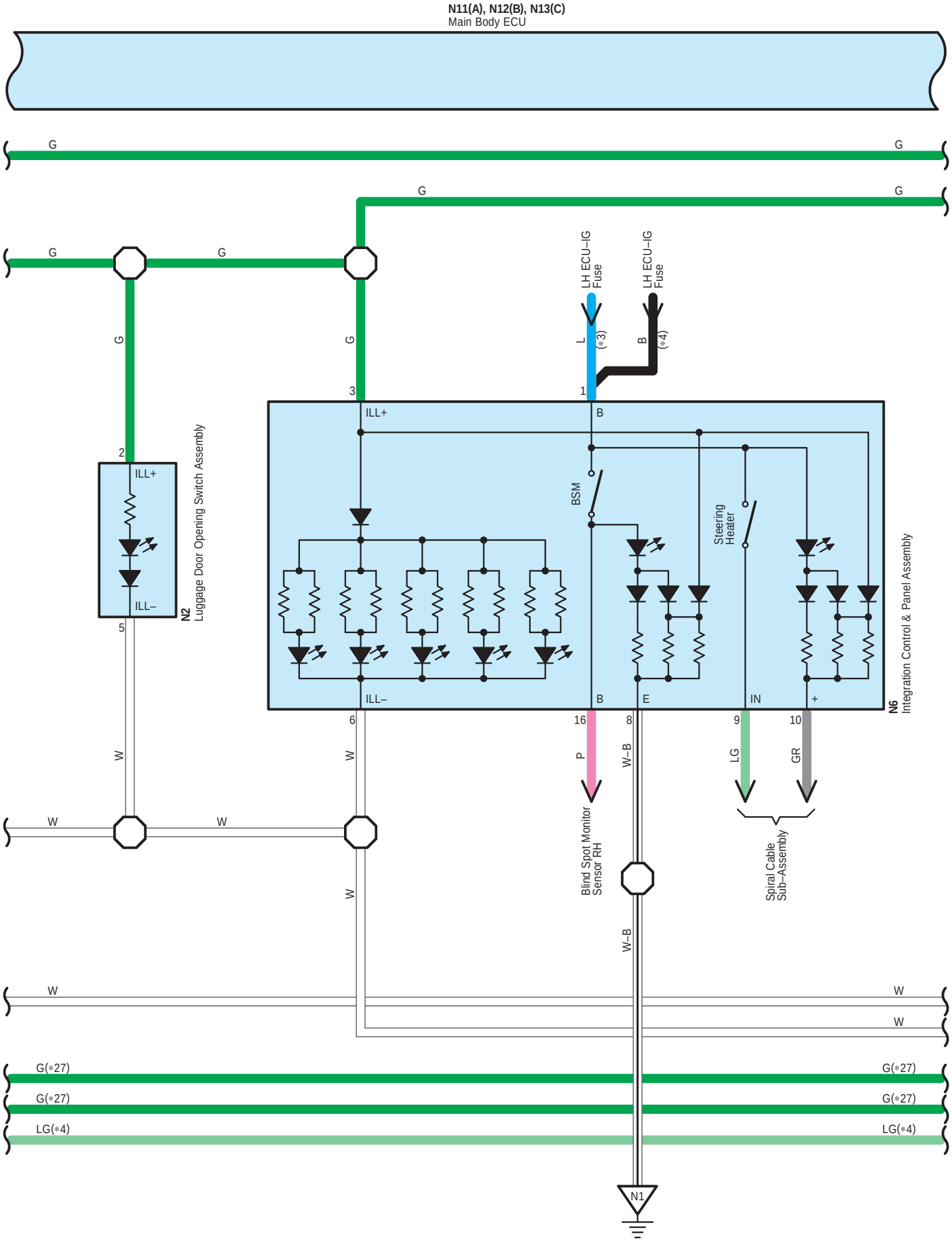
N11(A), N12(B), N13(C)
Main Body ECU
G
G
G
G
G
G
G
G
LH ECU–IG Fuse
LH ECU–IG Fuse
L
(*3)
B
(*4)
3
1
ILL+
B
2
ILL+
ILL–
5
N2
Luggage Door Opening Switch Assembly
BSM
Steering Heater
ILL–
B
E
IN
+
N6
Integration Control & Panel Assembly
6
16
8
9
10
W
W
P
W–B
LG
GR
W
W
Blind Spot Monitor Sensor RH
Spiral Cable Sub–Assembly
W
W–B
W
W
W
G(*27)
G(*27)
G(*27)
G(*27)
LG(*4)
LG(*4)
N1

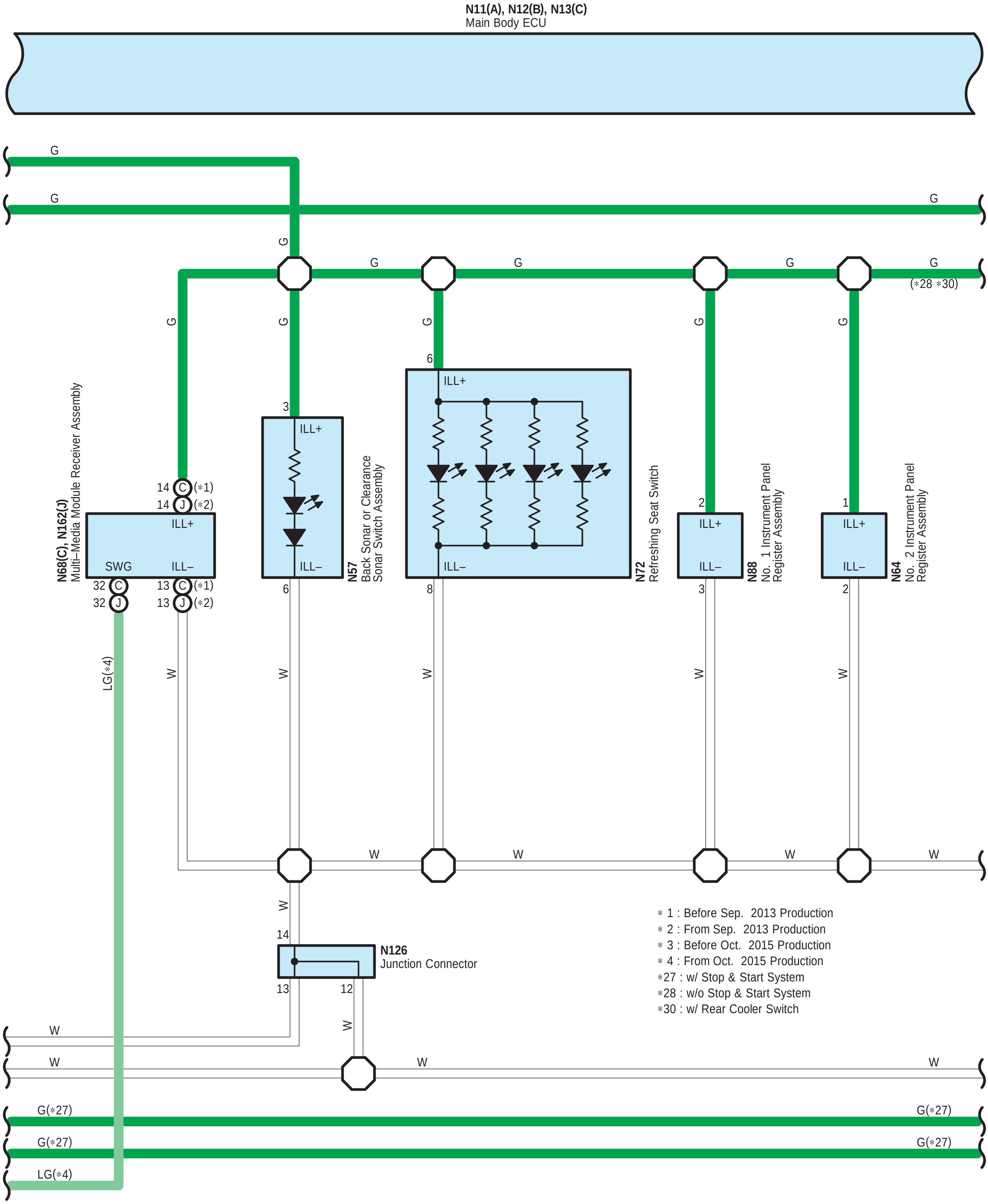

* 1 : Before Sep. 2013 Production
* 2 : From Sep. 2013 Production
* 3 : Before Oct. 2015 Production
* 4 : From Oct. 2015 Production
*27 : w/ Stop & Start System
*28 : w/o Stop & Start System
*30 : w/ Rear Cooler Switch

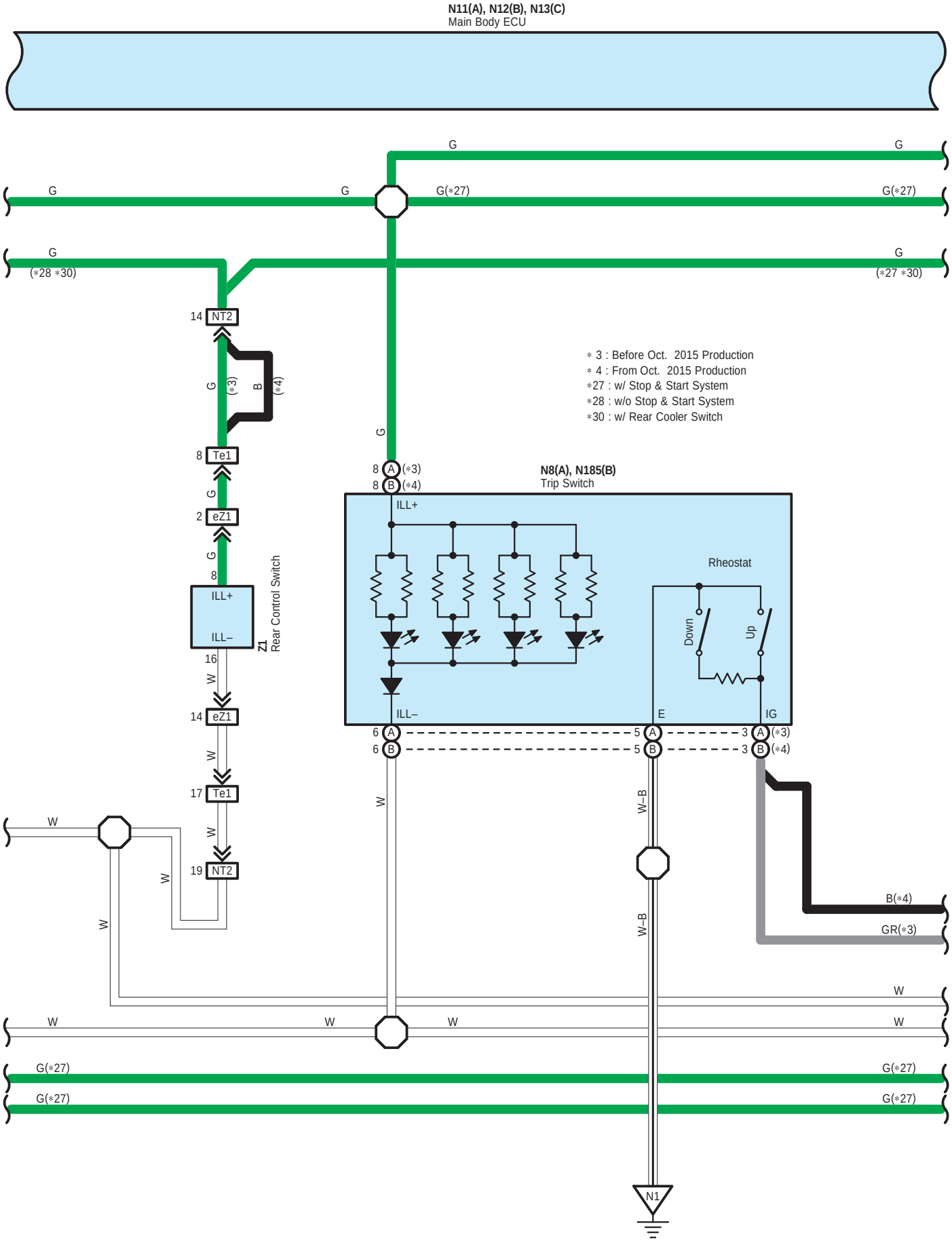
N11(A), N12(B), N13(C)
Main Body ECU
G
G(∗27)
G
(∗28 ∗30)
G
(∗27 ∗30)
14 NT2
G
(∗3)
B
(∗4)
8 Te1
2 eZ1
8
ILL+
ILL–
Z1
Rear Control Switch
16
W
14 eZ1
17 Te1
19 NT2
∗ 3 : Before Oct. 2015 Production
∗ 4 : From Oct. 2015 Production
∗27 : w/ Stop & Start System
∗28 : w/o Stop & Start System
∗30 : w/ Rear Cooler Switch
8 A (∗3)
8 B (∗4)
N8(A), N185(B)
Trip Switch
ILL+
Rheostat
Down
Up
ILL–
E
IG
6 A
6 B
5 A
5 B
3 A (∗3)
3 B (∗4)
W–B
B(∗4)
GR(∗3)
W
G(∗27)
N1

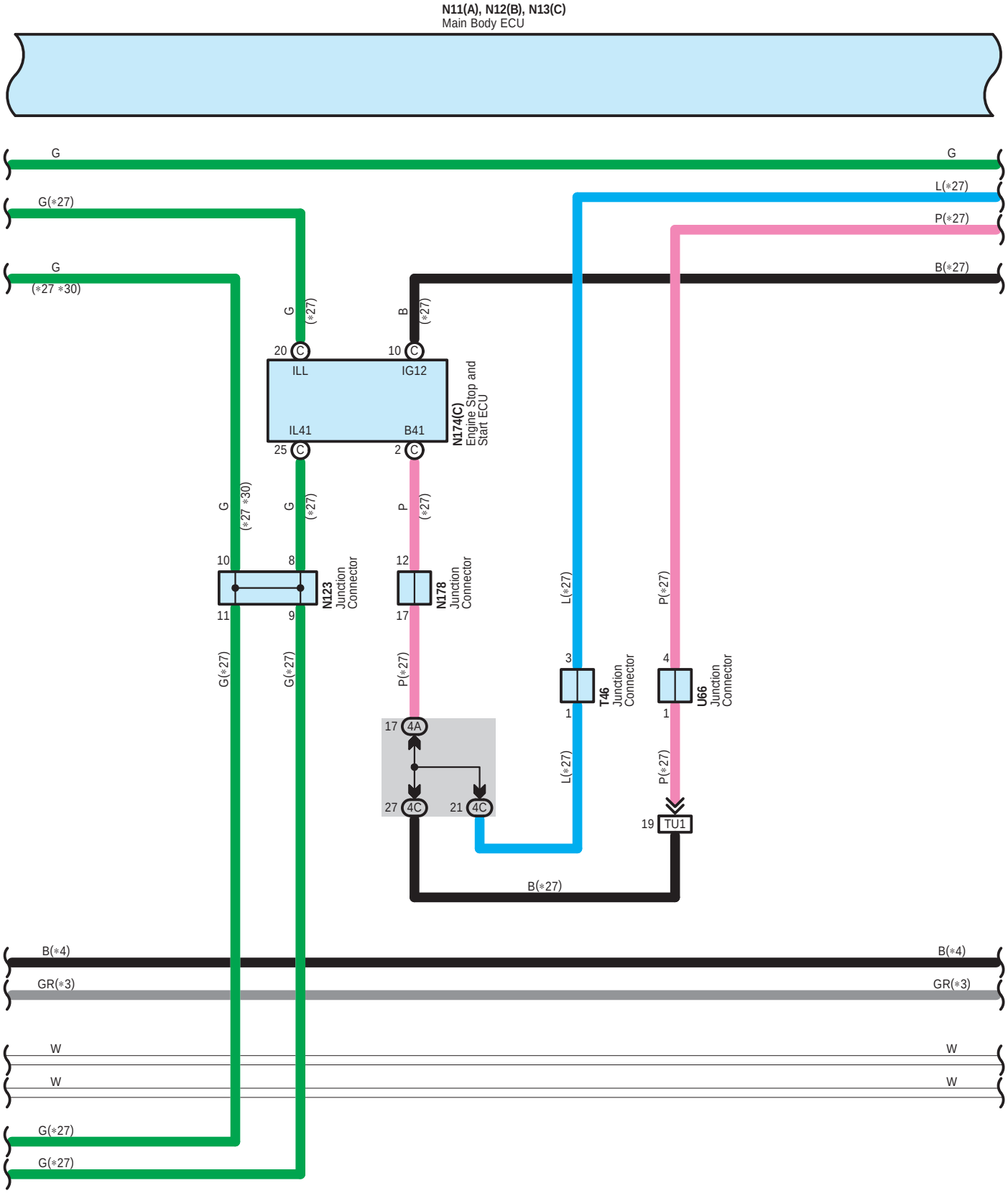
N11(A), N12(B), N13(C)
Main Body ECU
G
G
G(*27)
L(*27)
P(*27)
G
(*27 *30)
B(*27)
G
(*27)
B
(*27)
20 C
ILL
10 C
IG12
IL41
B41
25 C
2 C
N174(C)
Engine Stop and
Start ECU
G
(*27 *30)
G
(*27)
P
(*27)
10
8
12
N123
Junction
Connector
N178
Junction
Connector
11
9
17
L(*27)
P(*27)
G(*27)
G(*27)
P(*27)
3
4
T46
Junction
Connector
U66
Junction
Connector
1
1
17 4A
L(*27)
P(*27)
27 4C
21 4C
19 TU1
B(*27)
B(*4)
B(*4)
GR(*3)
GR(*3)
W
W
W
W
G(*27)
G(*27)

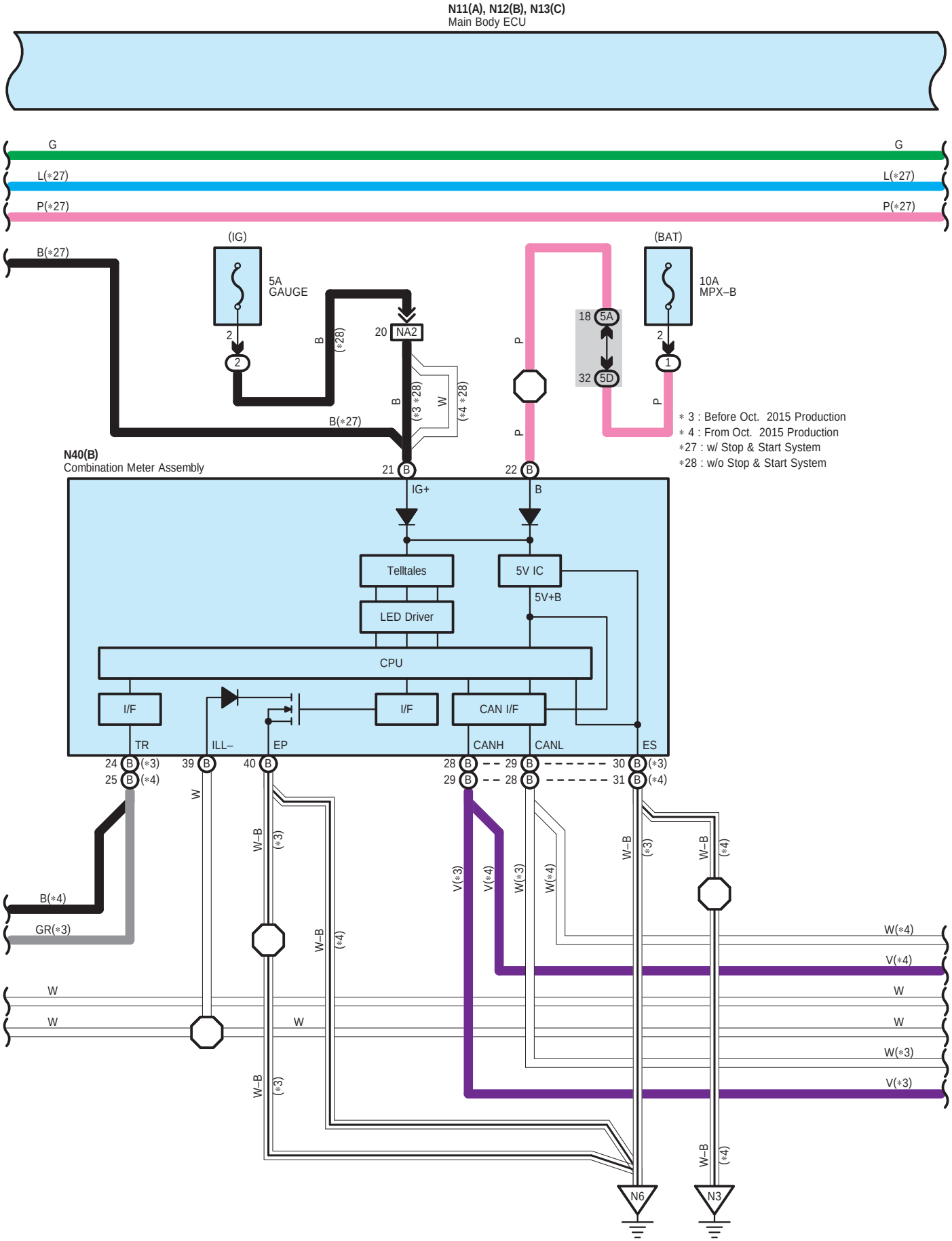
N11(A), N12(B), N13(C)
Main Body ECU
G
L(∗27)
P(∗27)
B(∗27)
(IG)
5A
GAUGE
2
20
NA2
B
(∗28)
(∗3 ∗28)
W
(∗4 ∗28)
B(∗27)
(BAT)
10A
MPX–B
18
5A
32
5D
1
P
∗ 3 : Before Oct. 2015 Production
∗ 4 : From Oct. 2015 Production
∗27 : w/ Stop & Start System
∗28 : w/o Stop & Start System
N40(B)
Combination Meter Assembly
21
22
IG+
B
Telltales
5V IC
5V+B
LED Driver
CPU
I/F
I/F
CAN I/F
TR
ILL–
EP
CANH
CANL
ES
24 (∗3)
25 (∗4)
39
40
28
29
30 (∗3)
31 (∗4)
W–B
V(∗3)
V(∗4)
W(∗3)
W(∗4)
B(∗4)
GR(∗3)
W
N6
N3

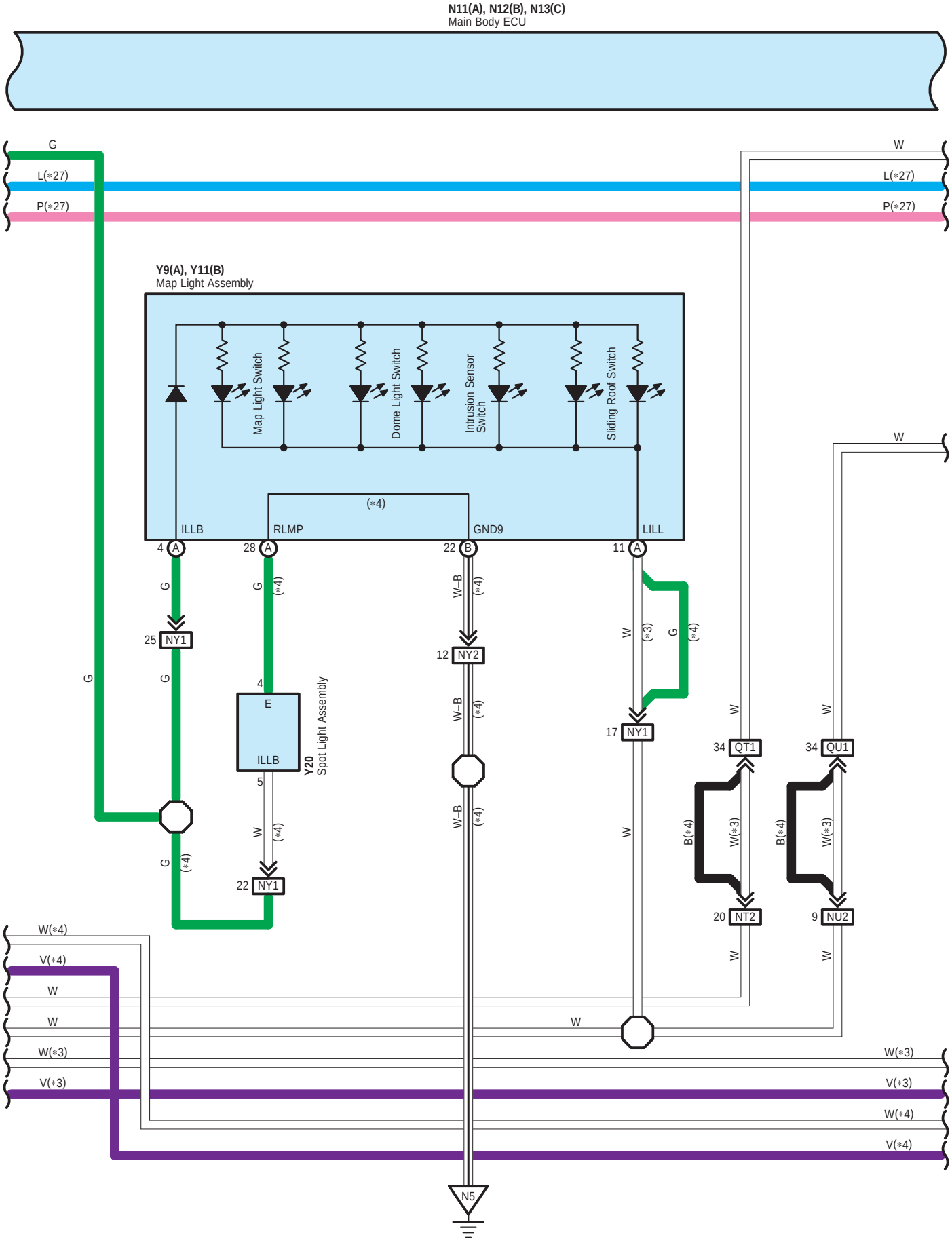
N11(A), N12(B), N13(C)
Main Body ECU
G
L(*27)
P(*27)
W
L(*27)
P(*27)
Y9(A), Y11(B)
Map Light Assembly
Map Light Switch
Dome Light Switch
Intrusion Sensor Switch
Sliding Roof Switch
(*4)
ILLB
RLMP
GND9
LILL
4 A
28 A
22 B
11 A
G
G (*4)
W–B (*4)
W (*3)
G (*4)
25 NY1
12 NY2
17 NY1
4
E
ILLB
Y20
Spot Light Assembly
5
W (*4)
22 NY1
W–B (*4)
W
34 QT1
34 QU1
B(*4)
W(*3)
20 NT2
9 NU2
W(*4)
V(*4)
W
W
W(*3)
V(*3)
N5

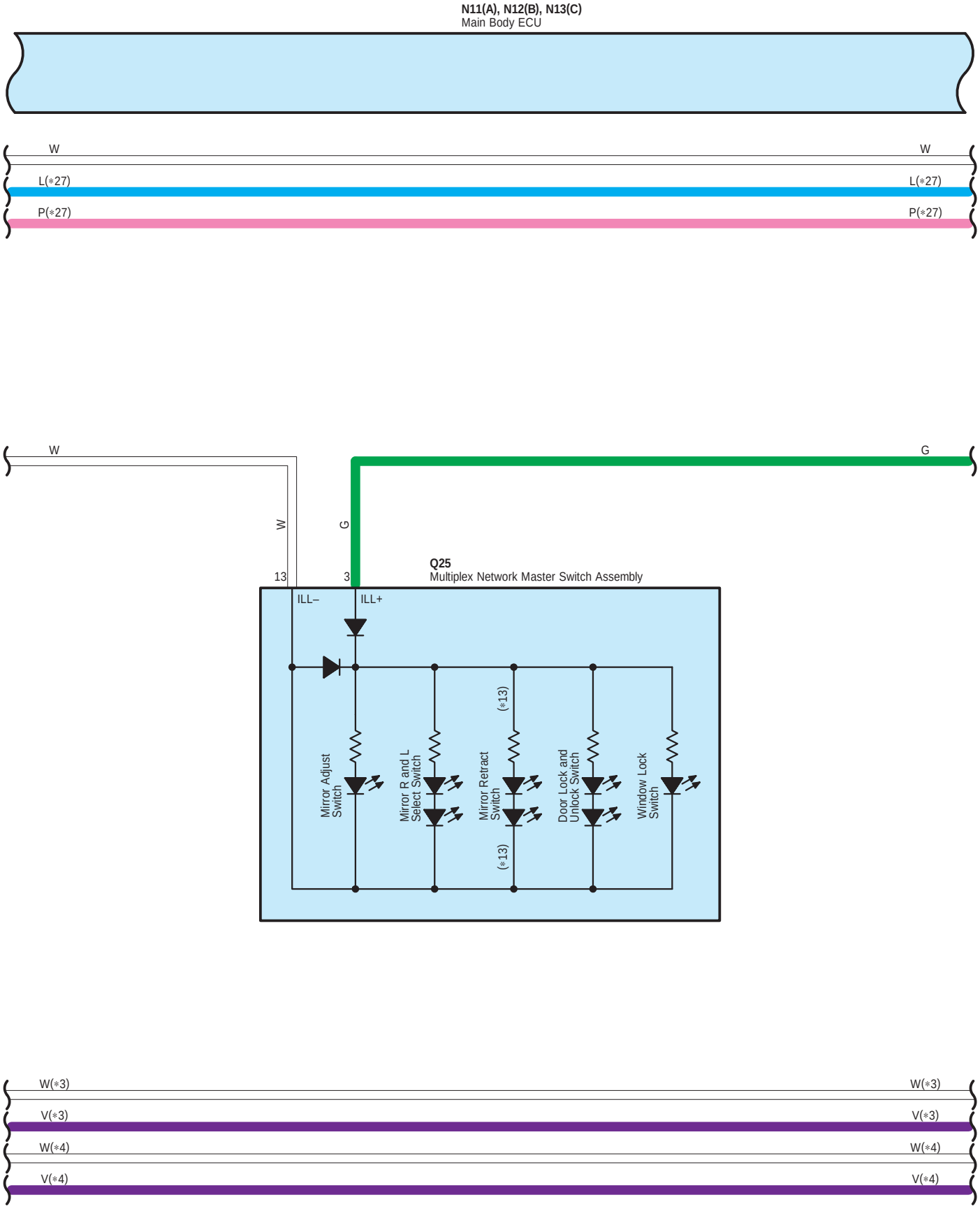
N11(A), N12(B), N13(C)
Main Body ECU
W
W
L(∗27)
L(∗27)
P(∗27)
P(∗27)
W
G
W
G
13
3
Q25
Multiplex Network Master Switch Assembly
ILL–
ILL+
Mirror Adjust Switch
Mirror R and L Select Switch
Mirror Retract Switch
(∗13)
(∗13)
Door Lock and Unlock Switch
Window Lock Switch
W(∗3)
W(∗3)
V(∗3)
V(∗3)
W(∗4)
W(∗4)
V(∗4)
V(∗4)

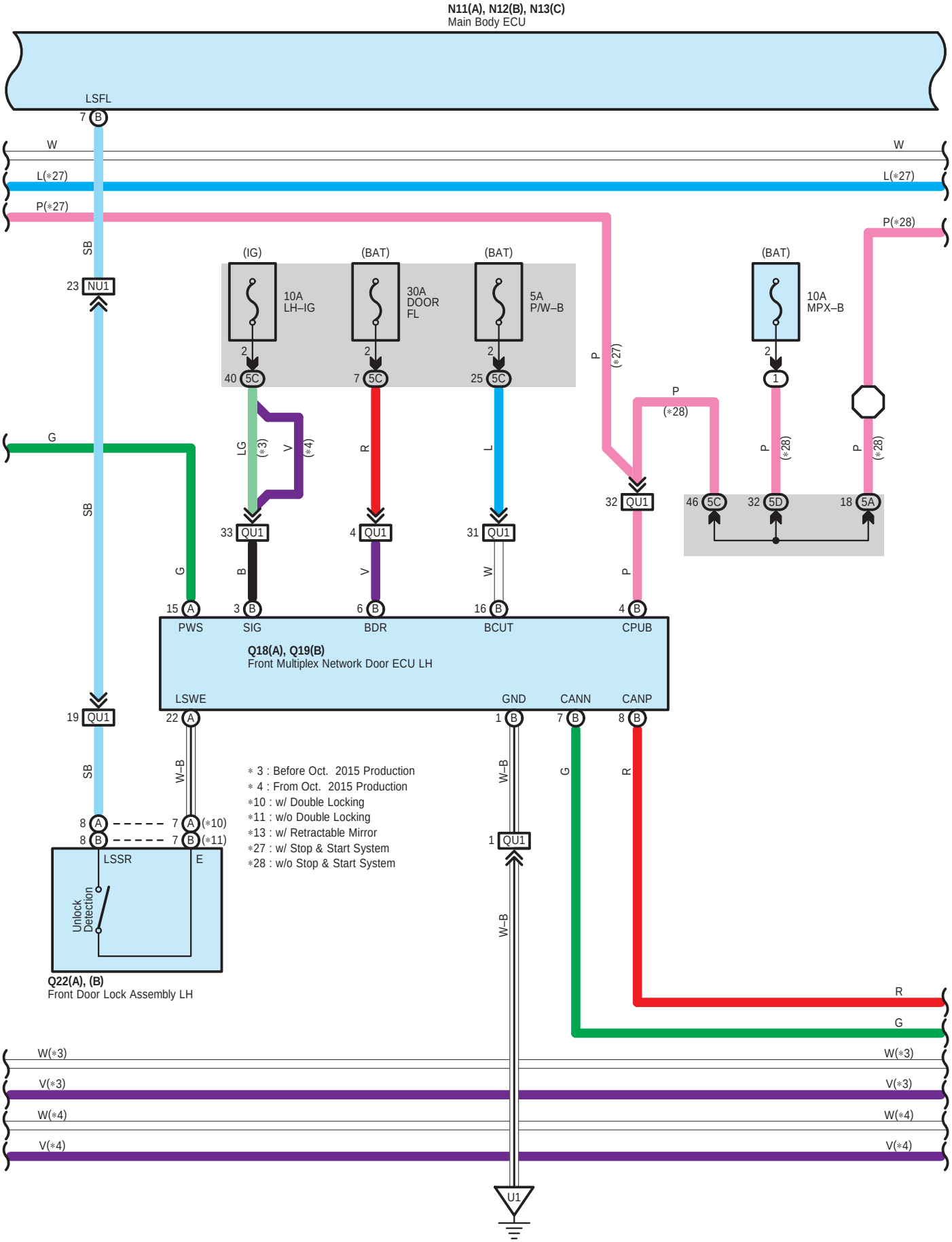
N11(A), N12(B), N13(C)
Main Body ECU
LSFL
7 B
W
L(∗27)
P(∗27)
SB
23 NU1
(IG)
(BAT)
(BAT)
(BAT)
10A
LH–IG
30A
DOOR
FL
5A
P/W–B
10A
MPX–B
2
40 5C
7 5C
25 5C
1
P
(∗27)
P
(∗28)
P(∗28)
G
LG
(∗3)
V
(∗4)
R
L
P
(∗28)
P
(∗28)
32 QU1
46 5C
32 5D
18 5A
33 QU1
4 QU1
31 QU1
G
B
V
W
P
15 A
3 B
6 B
16 B
4 B
PWS
SIG
BDR
BCUT
CPUB
Q18(A), Q19(B)
Front Multiplex Network Door ECU LH
LSWE
GND
CANN
CANP
19 QU1
22 A
1 B
7 B
8 B
SB
W–B
W–B
G
R
∗ 3 : Before Oct. 2015 Production
∗ 4 : From Oct. 2015 Production
∗10 : w/ Double Locking
∗11 : w/o Double Locking
∗13 : w/ Retractable Mirror
∗27 : w/ Stop & Start System
∗28 : w/o Stop & Start System
8 A
8 B
7 A (∗10)
7 B (∗11)
1 QU1
LSSR
E
Unlock
Detection
W–B
Q22(A), (B)
Front Door Lock Assembly LH
R
G
W(∗3)
V(∗3)
W(∗4)
V(∗4)
U1

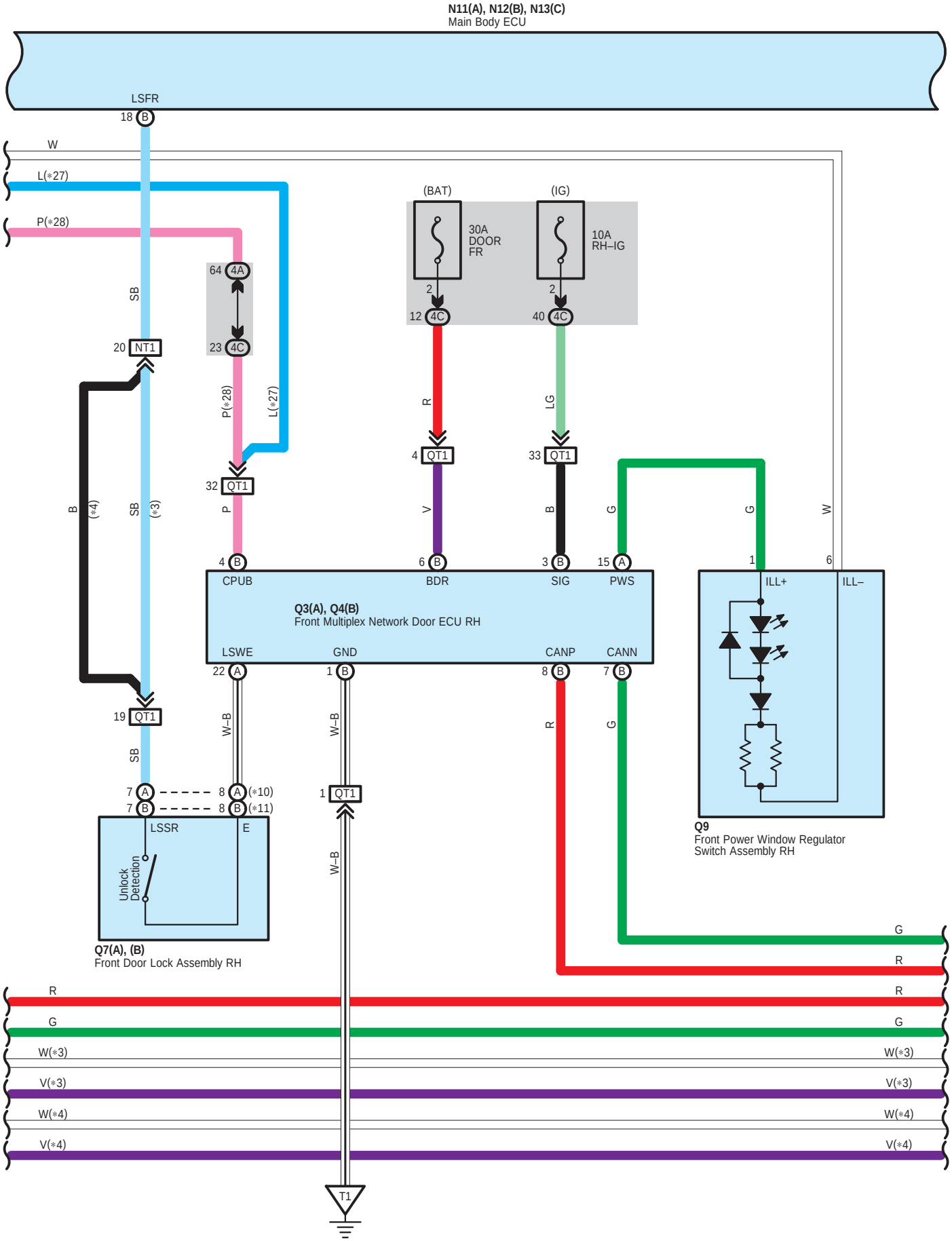
N11(A), N12(B), N13(C)
Main Body ECU
LSFR
18 B
W
L(*27)
P(*28)
(BAT)
(IG)
30A
DOOR
FR
10A
RH–IG
64 4A
23 4C
2
12 4C
40 4C
SB
20 NT1
P(*28)
L(*27)
R
LG
4 QT1
33 QT1
32 QT1
B
(*4)
SB
(*3)
P
V
B
G
G
W
4 B
6 B
3 B
15 A
1
6
CPUB
BDR
SIG
PWS
ILL+
ILL–
Q3(A), Q4(B)
Front Multiplex Network Door ECU RH
LSWE
GND
CANP
CANN
22 A
1 B
8 B
7 B
19 QT1
W–B
W–B
R
G
SB
7 A
8 A (*10)
7 B
8 B (*11)
1 QT1
LSSR
E
Unlock
Detection
W–B
Q9
Front Power Window Regulator
Switch Assembly RH
Q7(A), (B)
Front Door Lock Assembly RH
G
R
R
R
G
G
W(*3)
W(*3)
V(*3)
V(*3)
W(*4)
W(*4)
V(*4)
V(*4)
T1

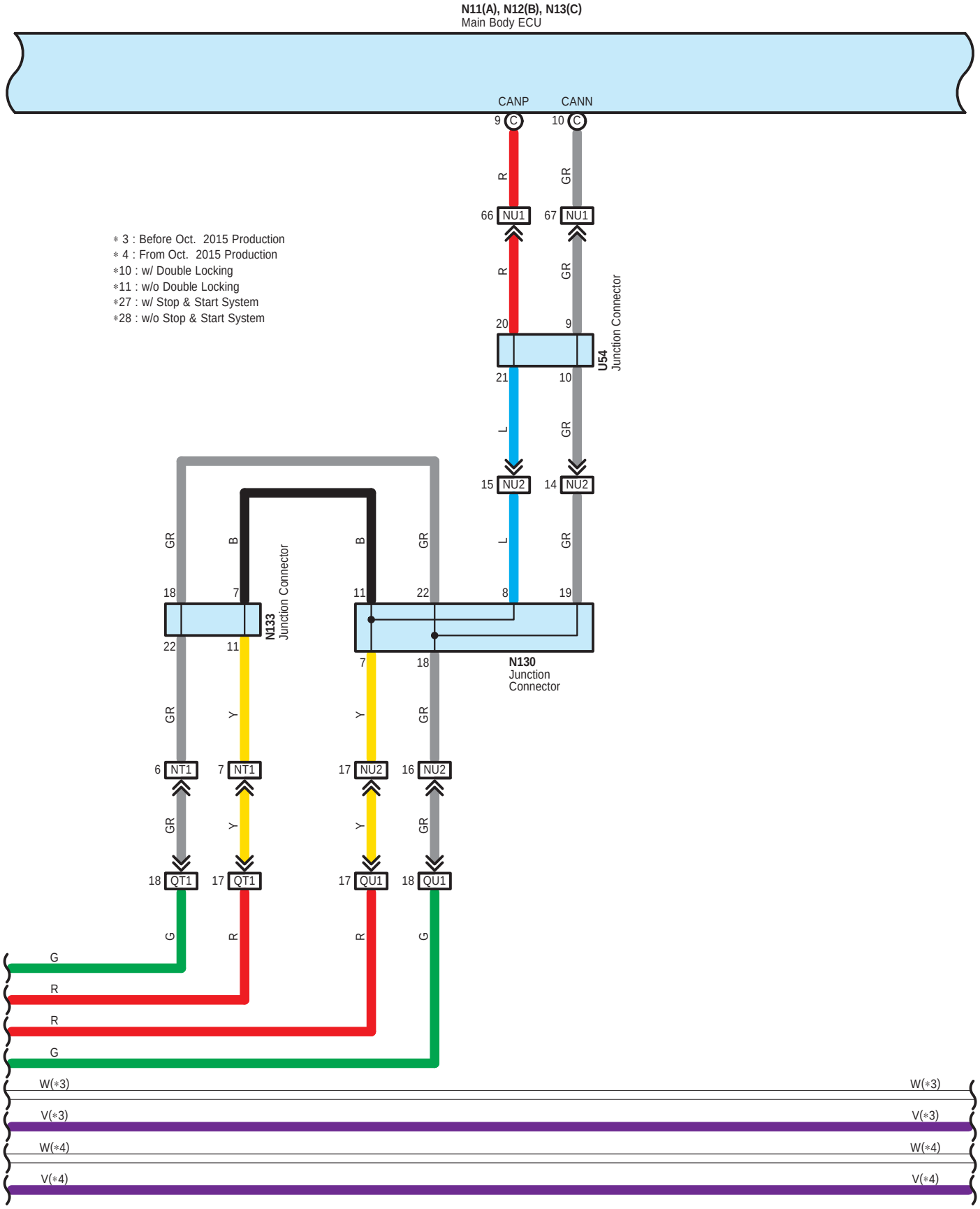
N11(A), N12(B), N13(C)
Main Body ECU
CANP
CANN
9 C
10 C
R
GR
66 NU1
67 NU1
∗ 3 : Before Oct. 2015 Production
∗ 4 : From Oct. 2015 Production
∗10 : w/ Double Locking
∗11 : w/o Double Locking
∗27 : w/ Stop & Start System
∗28 : w/o Stop & Start System
20
9
U54
Junction Connector
21
10
L
15 NU2
14 NU2
B
18
7
N133
Junction Connector
11
22
8
19
N130
Junction
Connector
Y
6 NT1
7 NT1
17 NU2
16 NU2
18 QT1
17 QT1
17 QU1
18 QU1
G
W(∗3)
V(∗3)
W(∗4)
V(∗4)

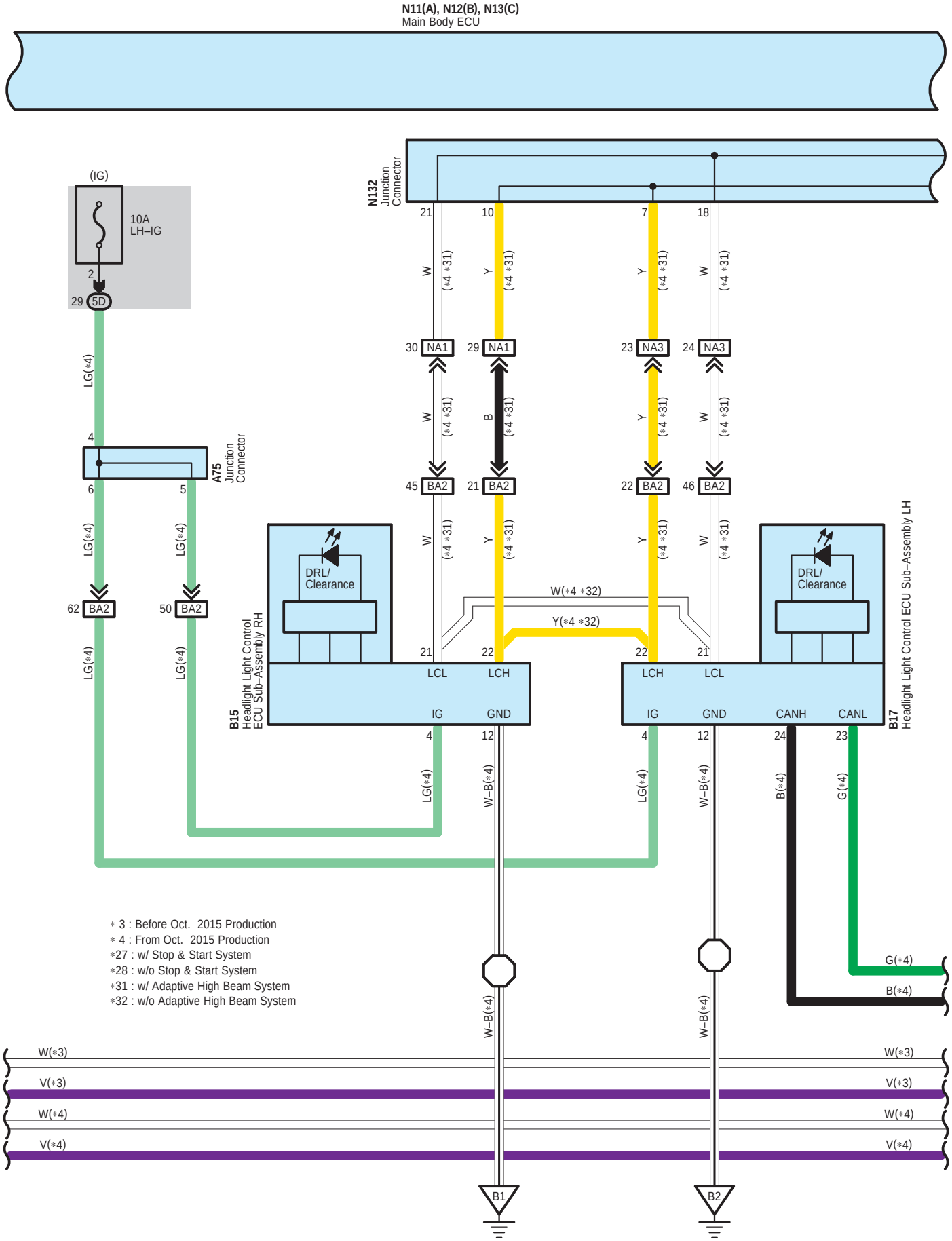
N11(A), N12(B), N13(C)
Main Body ECU
N132
Junction
Connector
(IG)
10A
LH–IG
2
29
5D
LG(∗4)
4
A75
Junction
Connector
6
5
LG(∗4)
LG(∗4)
62
BA2
50
BA2
LG(∗4)
LG(∗4)
21
10
7
18
W
Y
Y
W
(∗4 ∗31)
30
NA1
29
NA1
23
NA3
24
NA3
W
B
Y
W
(∗4 ∗31)
45
BA2
21
BA2
22
BA2
46
BA2
DRL/
Clearance
W(∗4 ∗32)
Y(∗4 ∗32)
B15
Headlight Light Control
ECU Sub–Assembly RH
LCL
LCH
IG
GND
LCH
LCL
IG
GND
CANH
CANL
B17
Headlight Light Control ECU Sub–Assembly LH
LG(∗4)
W–B(∗4)
B(∗4)
G(∗4)
∗ 3 : Before Oct. 2015 Production
∗ 4 : From Oct. 2015 Production
∗27 : w/ Stop & Start System
∗28 : w/o Stop & Start System
∗31 : w/ Adaptive High Beam System
∗32 : w/o Adaptive High Beam System
W(∗3)
V(∗3)
W(∗4)
V(∗4)
B1
B2

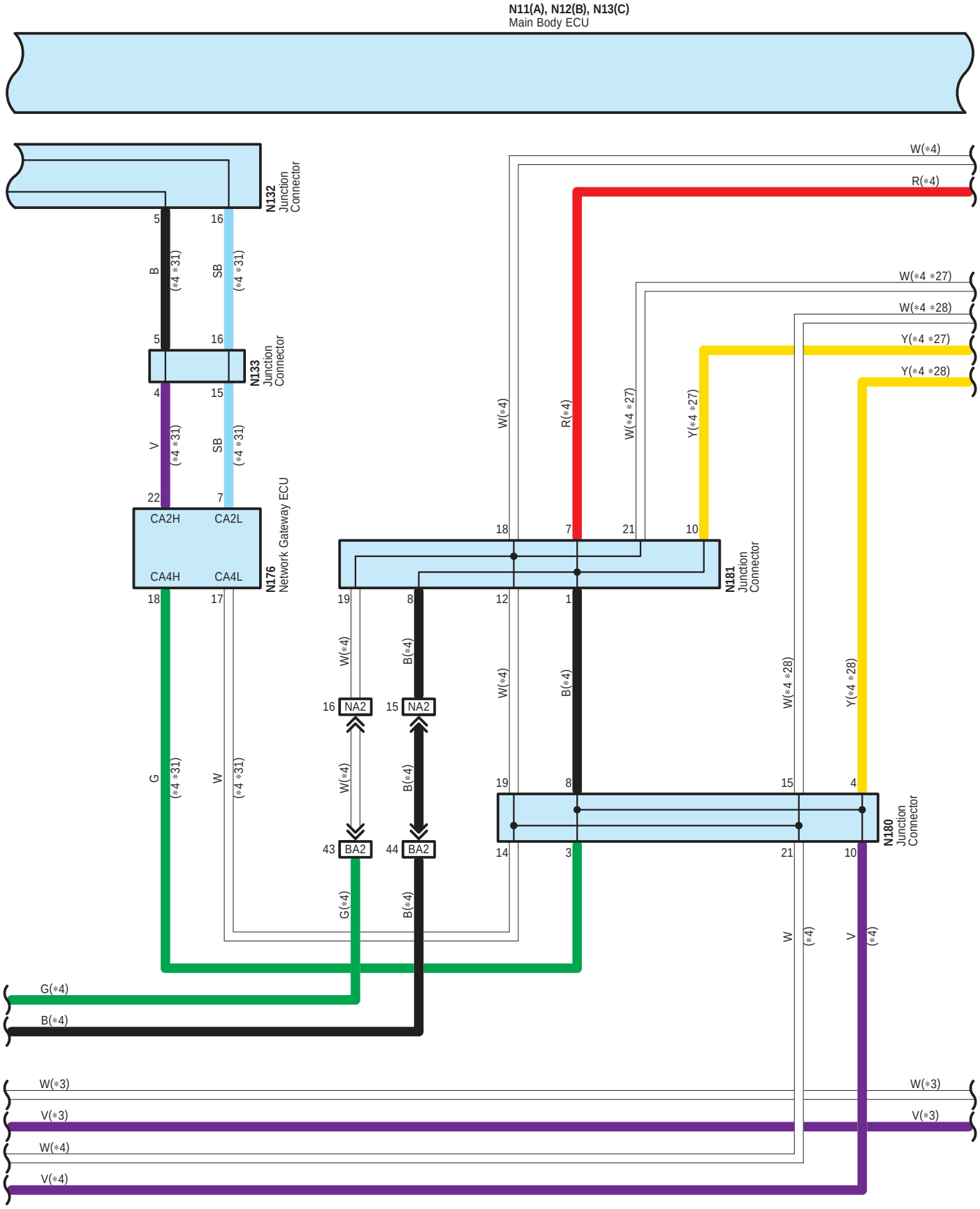
N11(A), N12(B), N13(C)
Main Body ECU
N132
Junction
Connector
N133
Junction
Connector
N176
Network Gateway ECU
CA2H
CA2L
CA4H
CA4L
N181
Junction
Connector
N180
Junction
Connector
NA2
BA2
W(∗4)
R(∗4)
W(∗4 ∗27)
W(∗4 ∗28)
Y(∗4 ∗27)
Y(∗4 ∗28)
G(∗4)
B(∗4)
W(∗3)
V(∗3)
V(∗4)

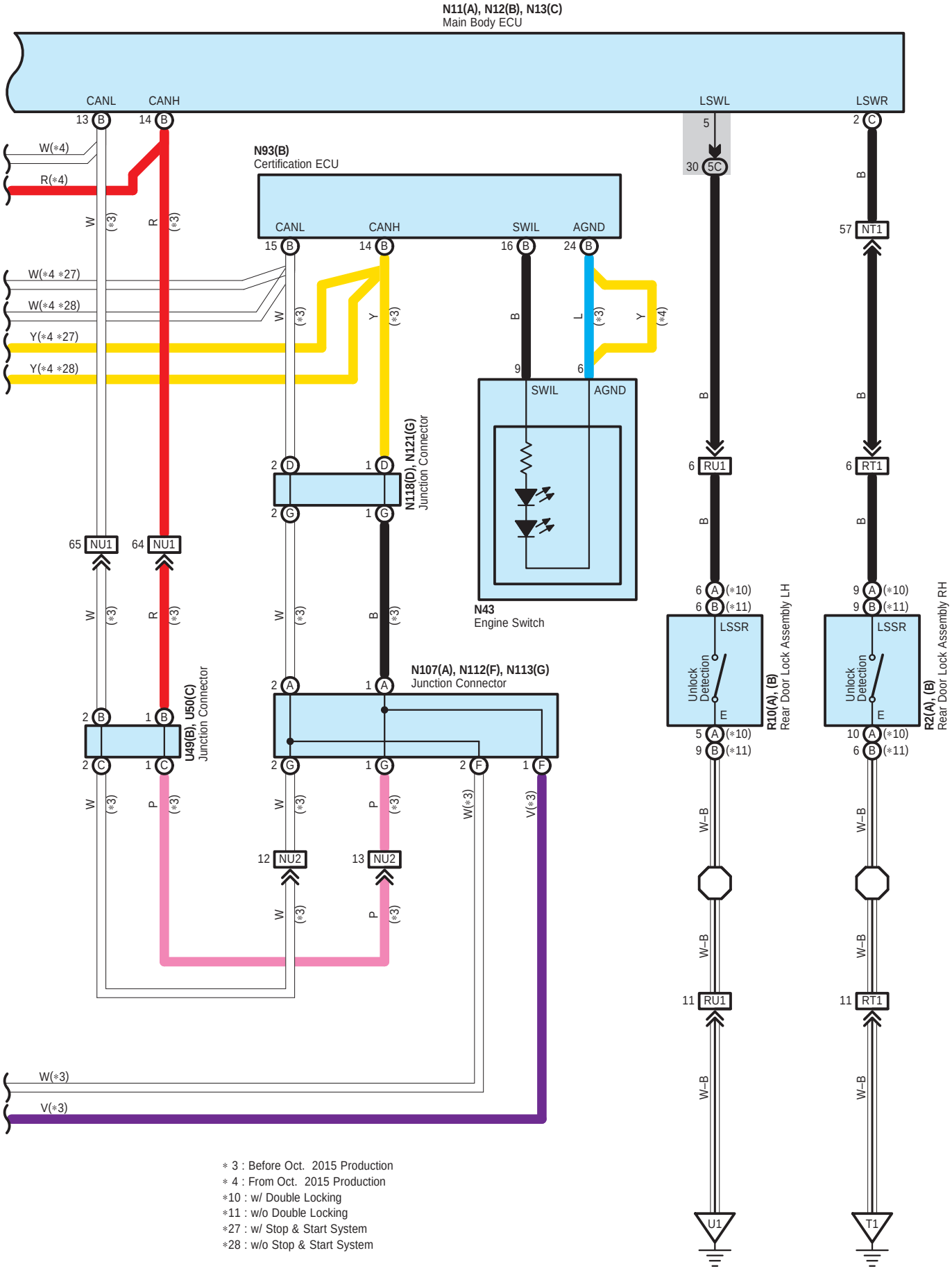

∗ 3 : Before Oct. 2015 Production
∗ 4 : From Oct. 2015 Production
∗10 : w/ Double Locking
∗11 : w/o Double Locking
∗27 : w/ Stop & Start System
∗28 : w/o Stop & Start System

A 75
White

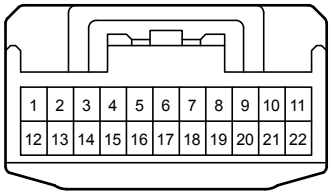

B 2
Black

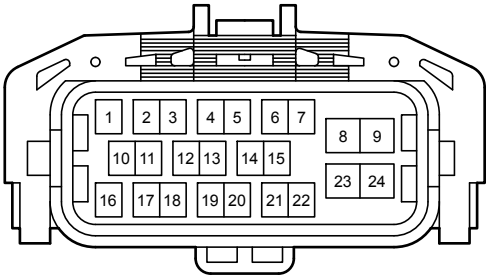

B 5
Black

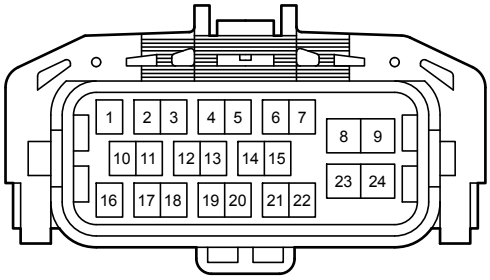

B 15
Gray

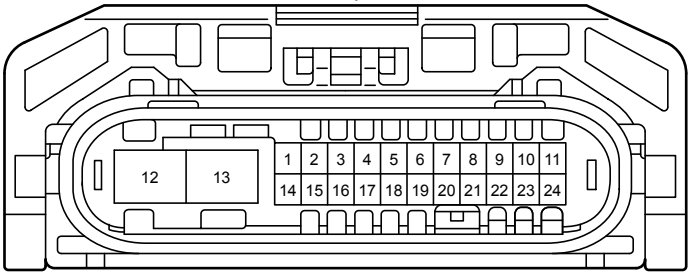

B 17
Gray

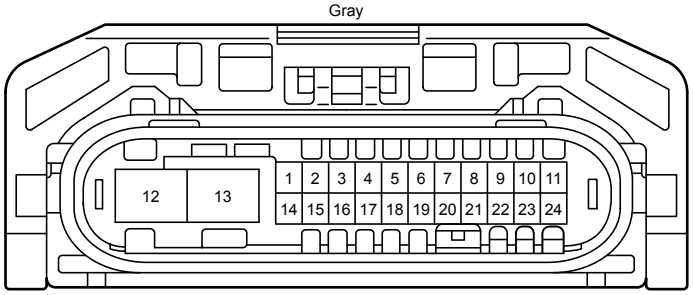

N 2
Black

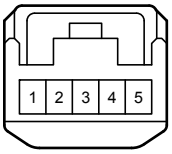

N 3
White

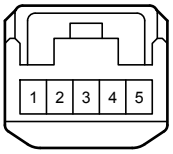

N 6
Black



N 7
Black

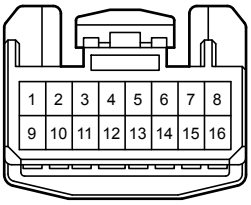

N 8
Black

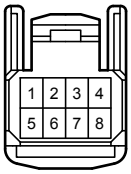

N 11
White

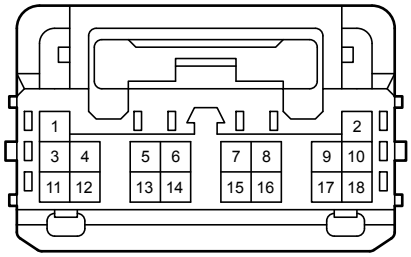

N 12
White

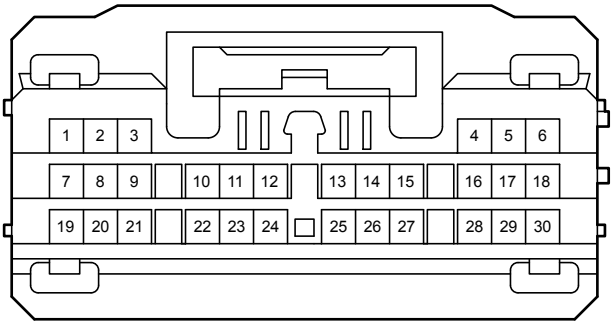

N 13
White

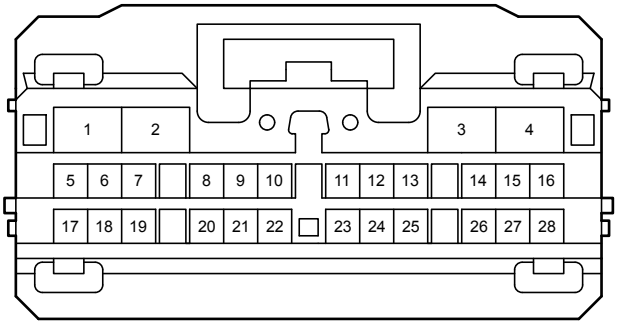

N 23
Black



N 28
Black

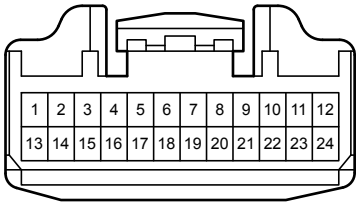

N 31
Black

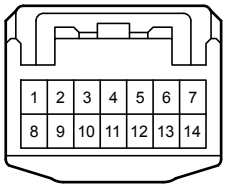

N 35
White

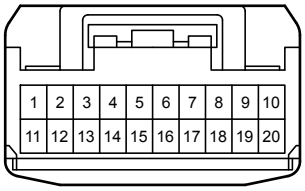

N 40
Black

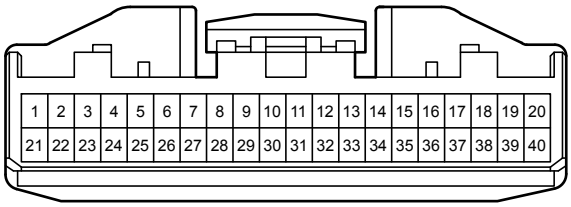

N 41
White



N 42
Black

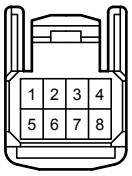

N 43
Black

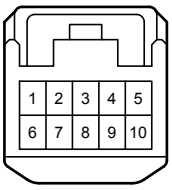

N 46
Blue

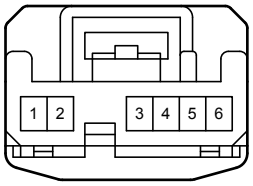

N 56
Black

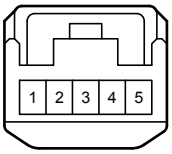

N 57
White

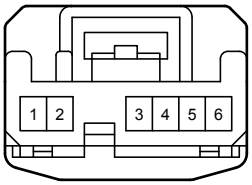

N 58
White

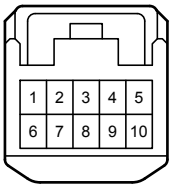

N 59
Black

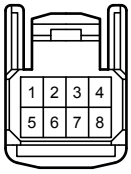

N 60
White



N 62
Black

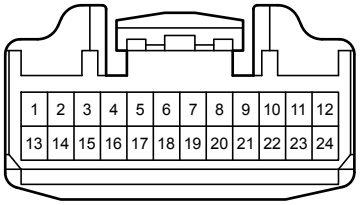

N 64
White



N 65
White

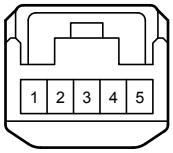

N 68
White

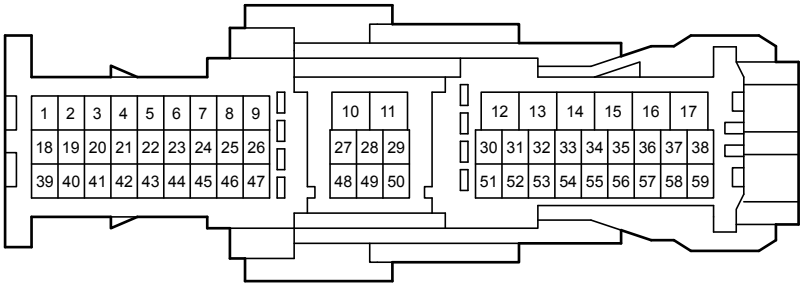

N 72
Black

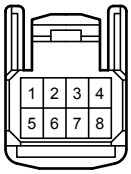

N 75
Gray

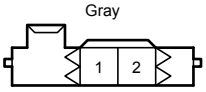

N 85
Gray

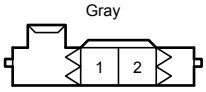

N 88
White

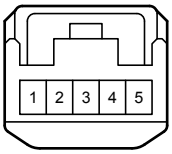

N 93
White

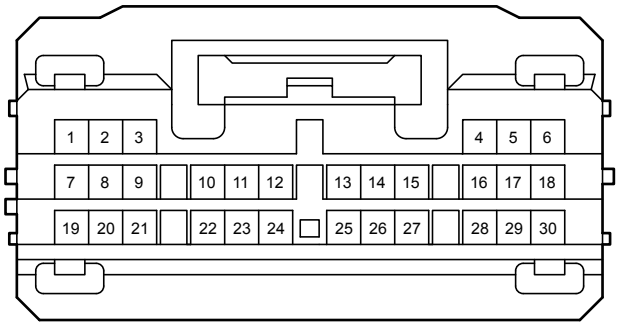

N107
White

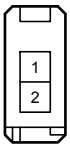

N112
White

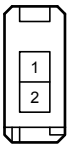

N113
White

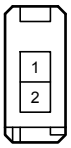

N118
White

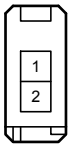

N121
White

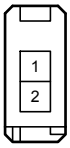

N123
Blue

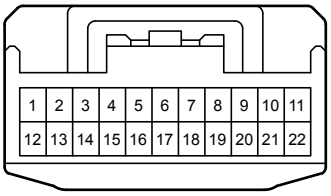

N126
Blue

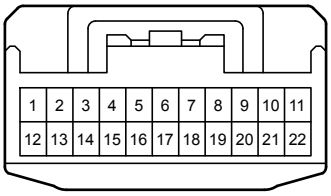

N130
Black

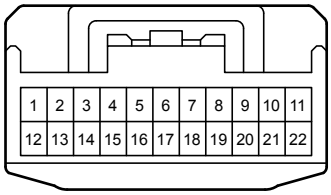

N132
Black

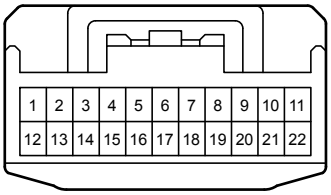

N133
Black

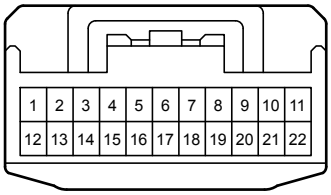

N155
Black

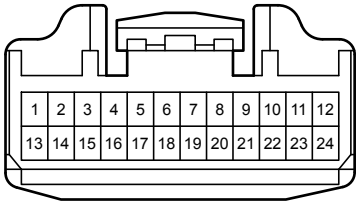

N162
White

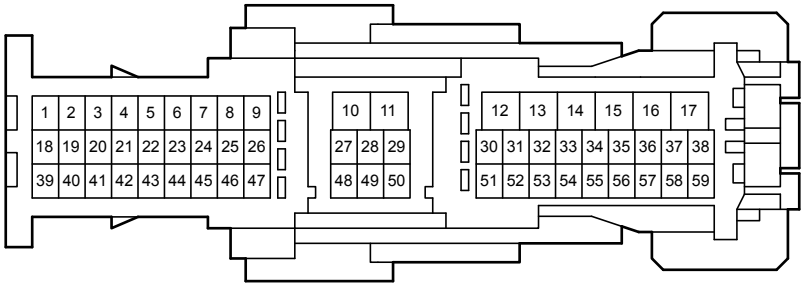

N168
White

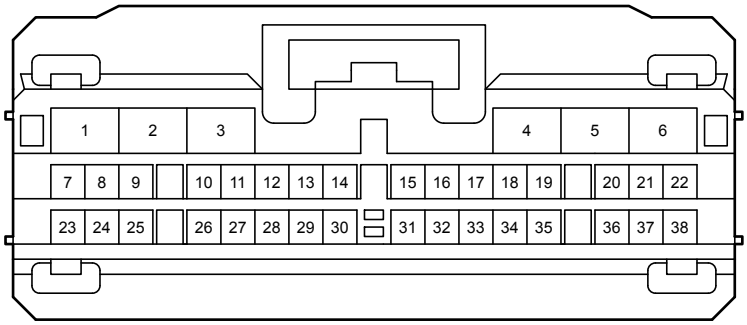

N174
Black

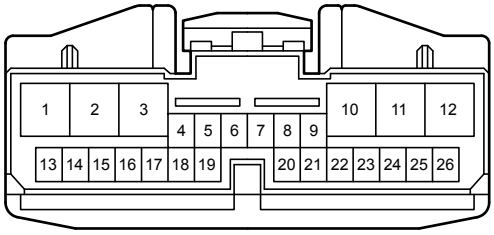

N176
Black

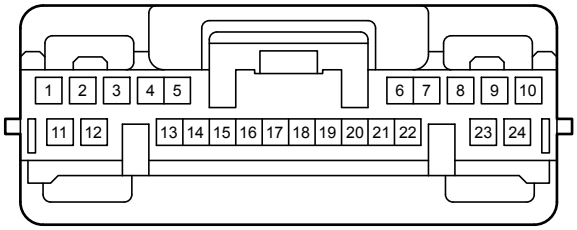

N178
Gray

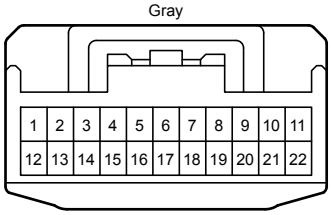

N180
Gray

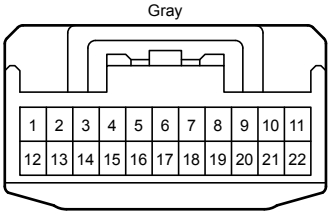

N181
Gray

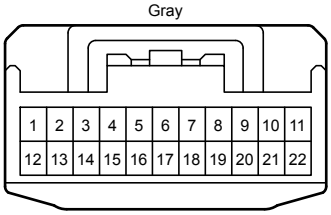

N185
White

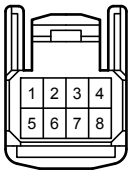

O 1
Blue

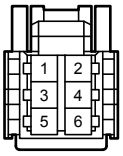

Q 3
White

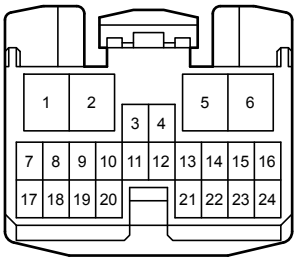

Q 4
White

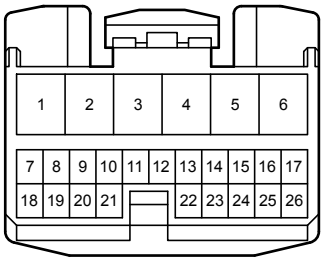

Q 7
White

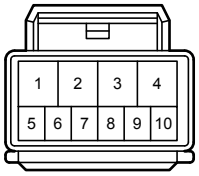

Q 9
White

Q 18
White

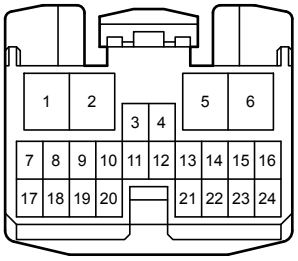

Q 19
White

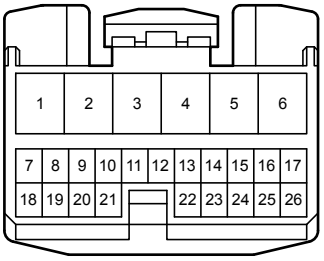

Q 22
White

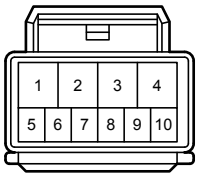

Q 25
White

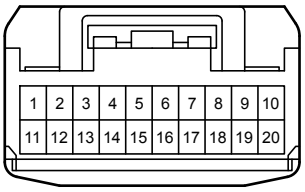

R 2
White

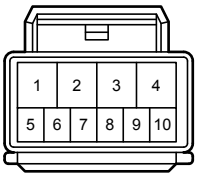

R 10
White

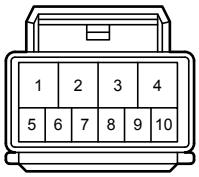

T 44
Blue



T 45
Blue



T 46
Black

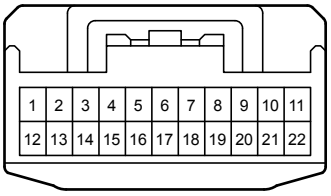

U 43
White

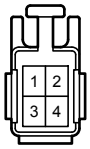

U 45
White

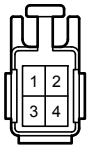

U 49
White

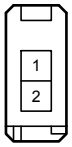

U 50
White

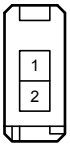

U 52
Blue



U 53
Blue



U 54
Blue

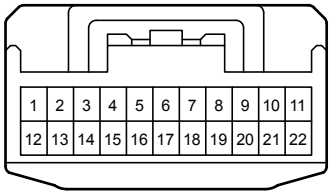

U 65
White

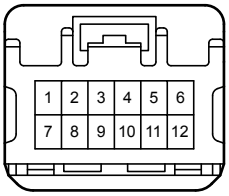

U 66
Gray

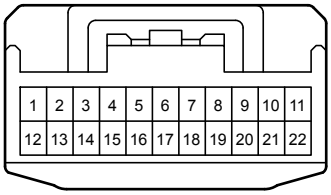

W 1
Black

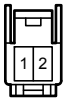

Y 9
White

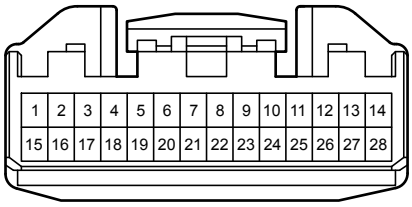

Y 11
White

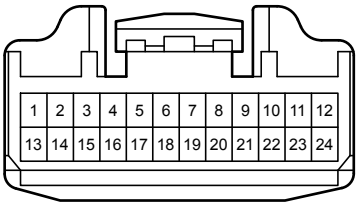

Y 20
White

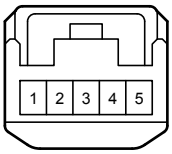

Z 1
White

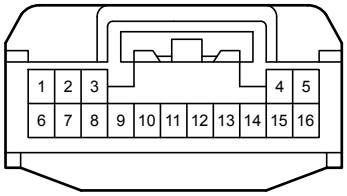

a 1
White



a 3
White

a 6
White

a 10
White

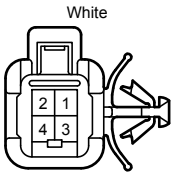

a 11
White

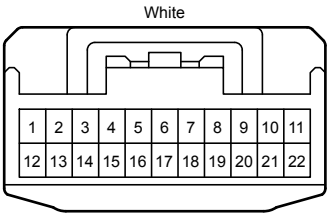

a 12
White

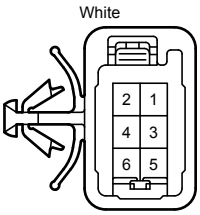

a 14
White

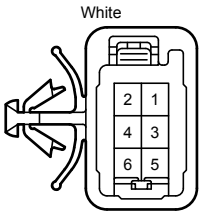

z 4
Black

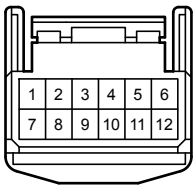

1C

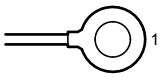

2A
Black

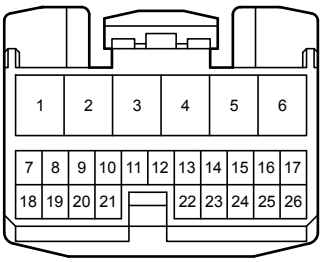

2B
Black

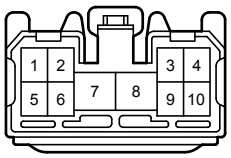

2E
White

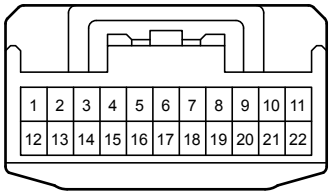

2F
White

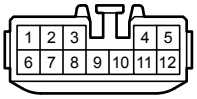

2G
Black

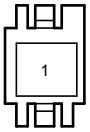

4A
White

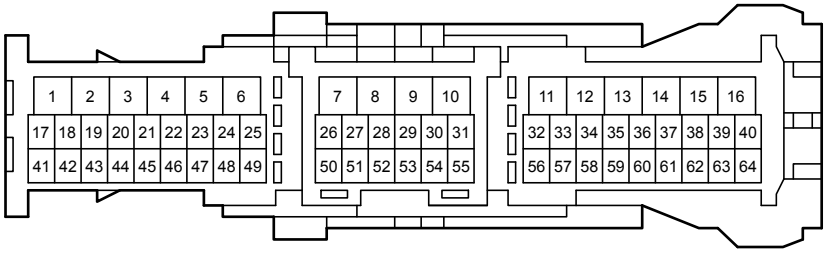

4C
White

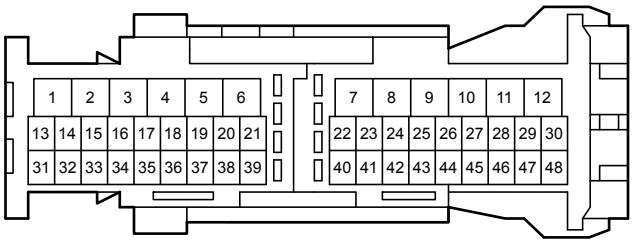

5A
White

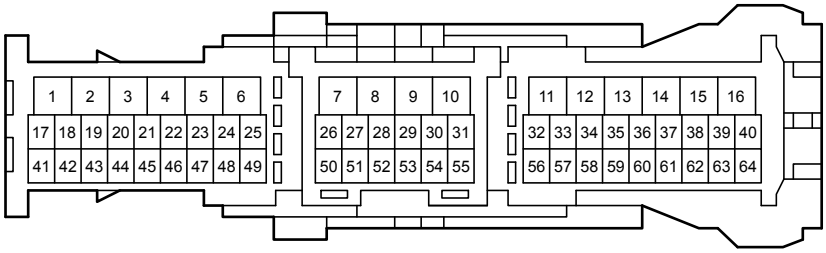

5B
White

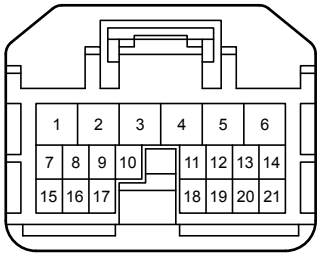

5C
White

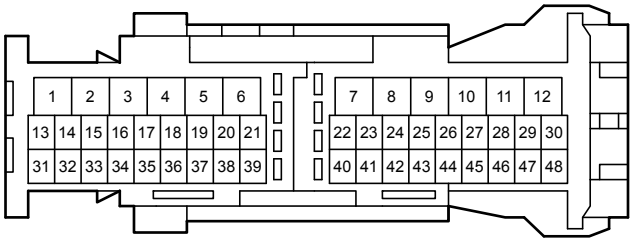

5D
White

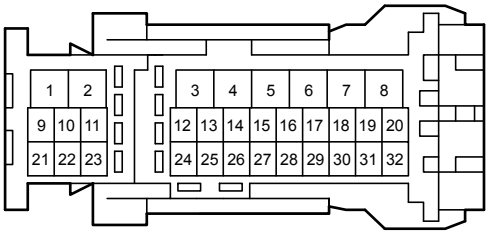

6A
White

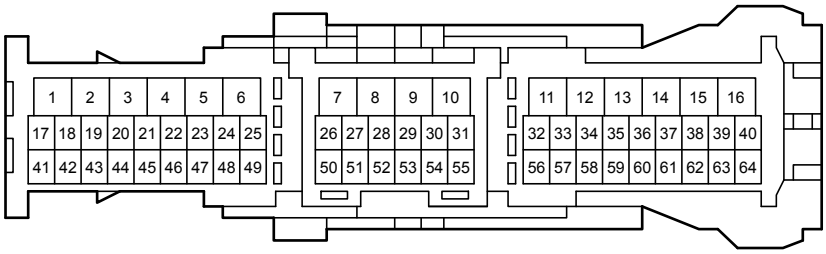

6B
White

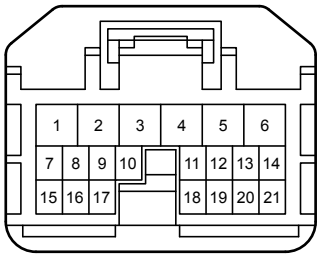

AU1
White

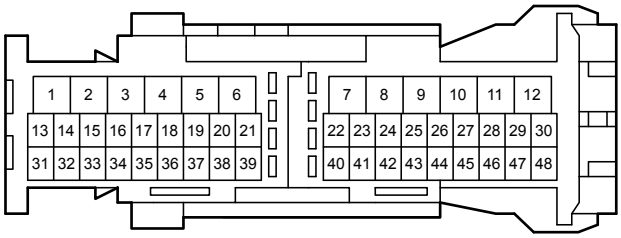

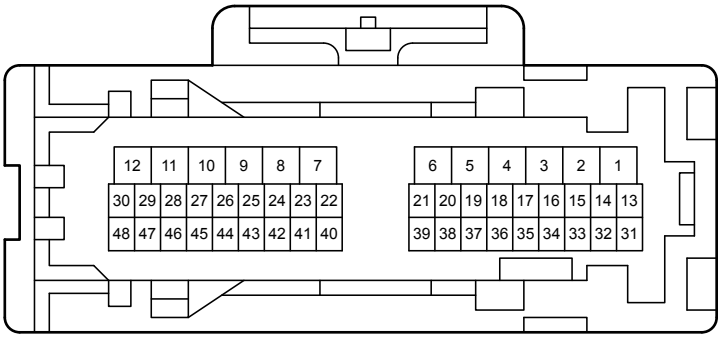

BA2
White

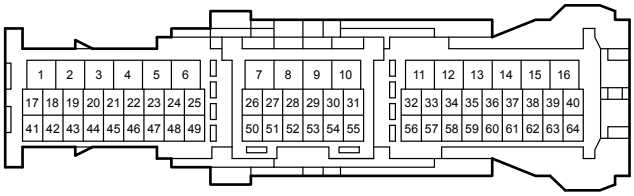

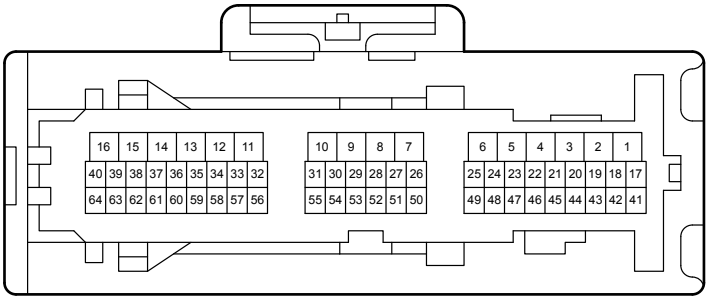

NA1
White

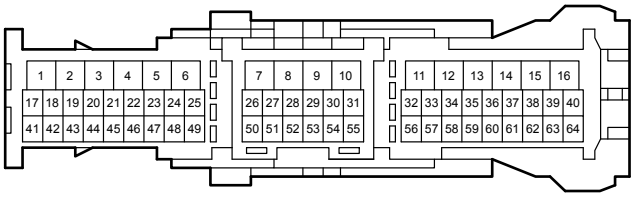

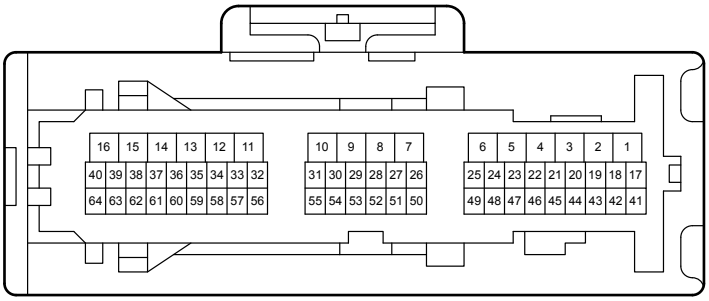

NA2
White

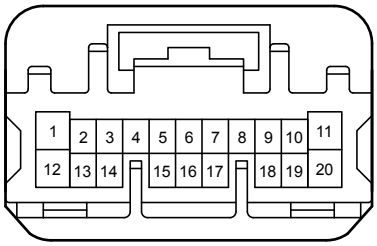

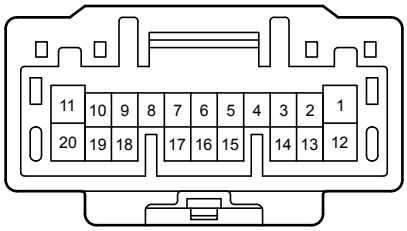

NA3
White

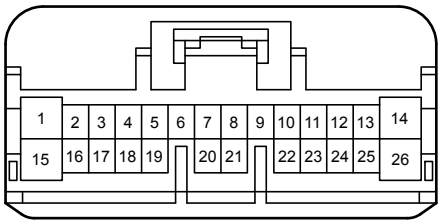

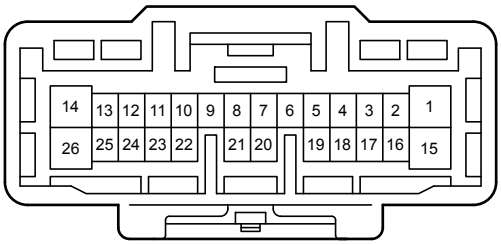

NN1
White

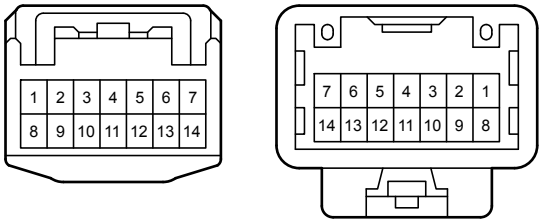

NO1
White

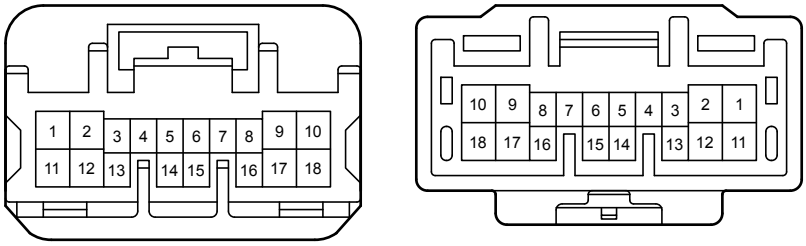

NT1
White

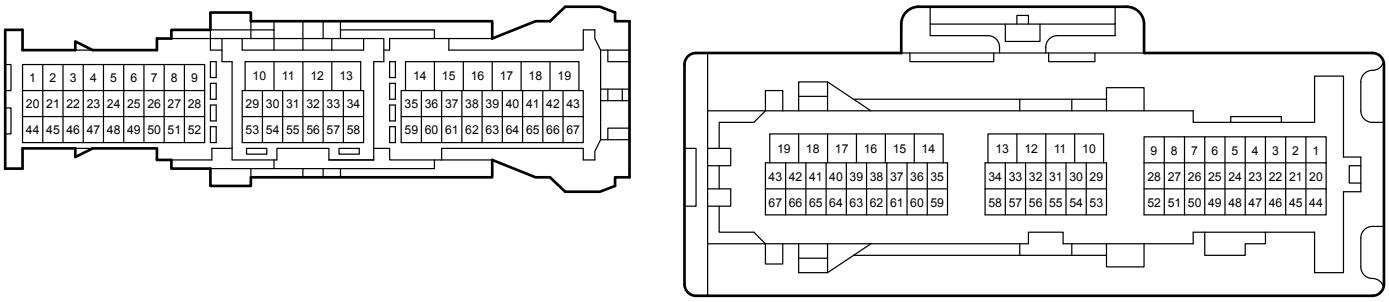

NT2
White

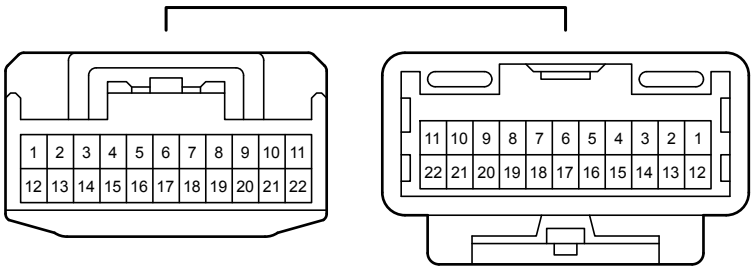

NU1
White

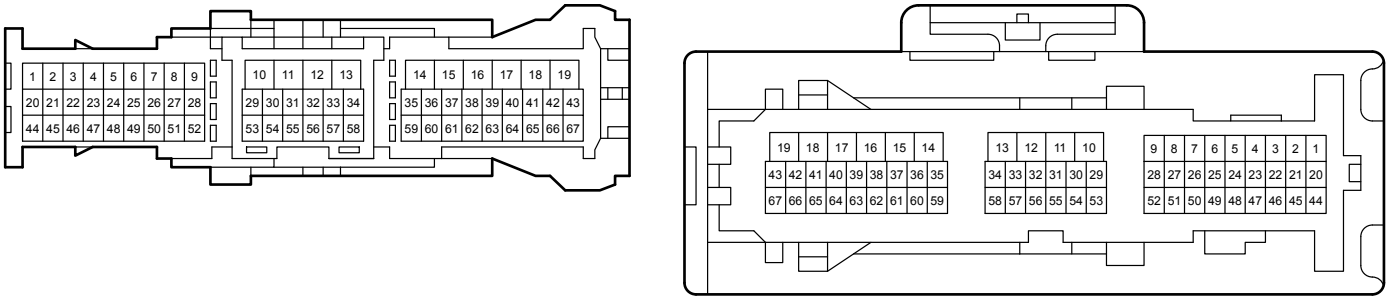

NU2
White

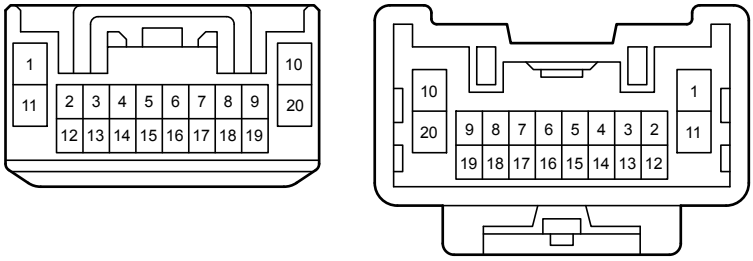

NY1
White

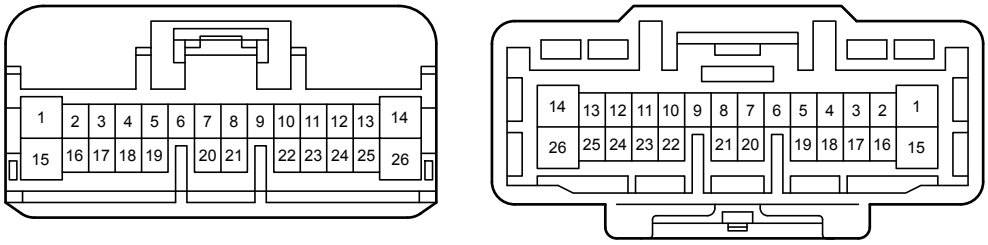

NY2
White

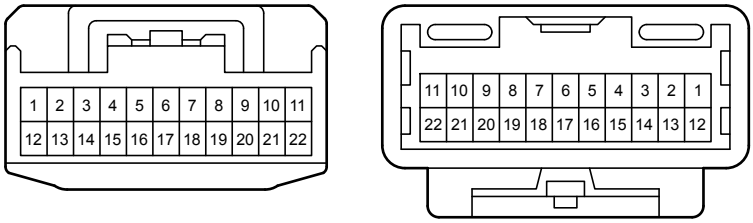

QT1
White

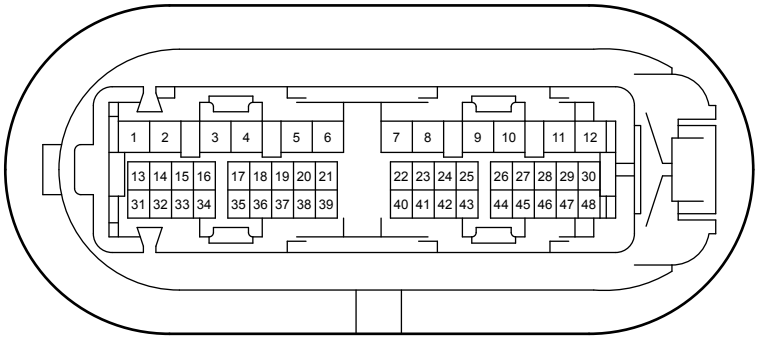

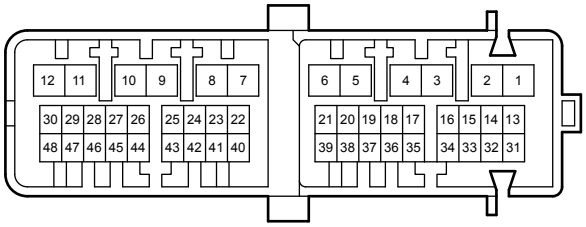

QU1
White

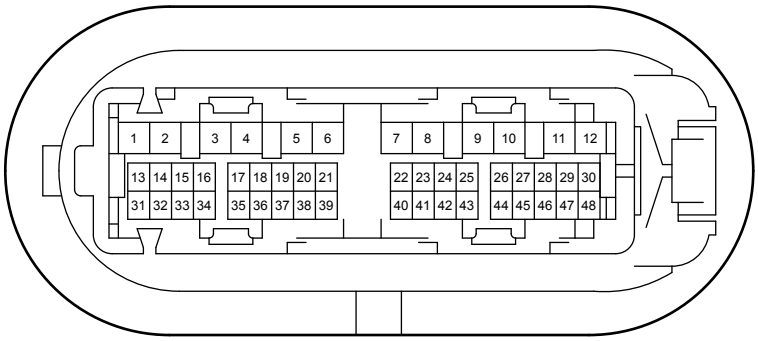

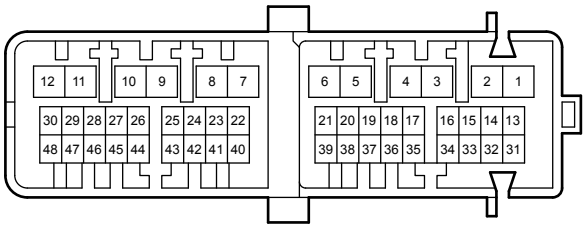

RT1
White

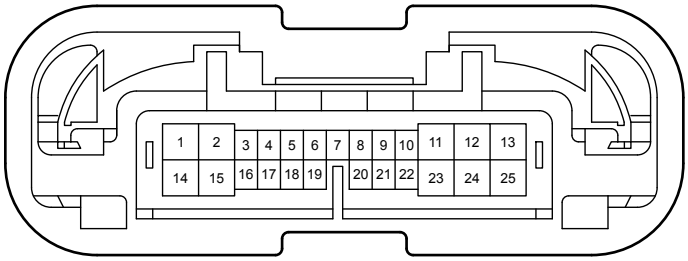

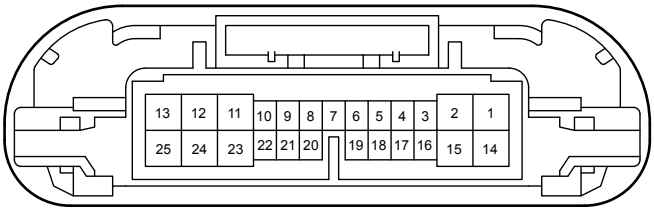

RU1
White

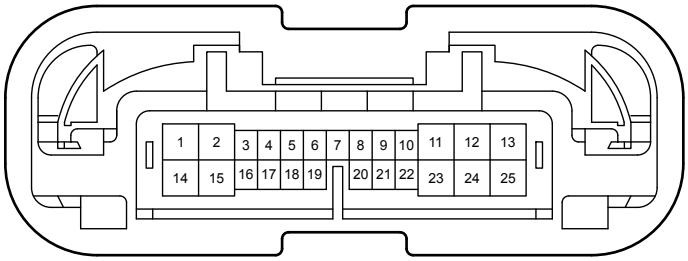

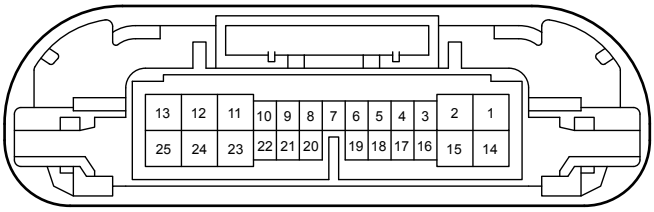

TU1
White

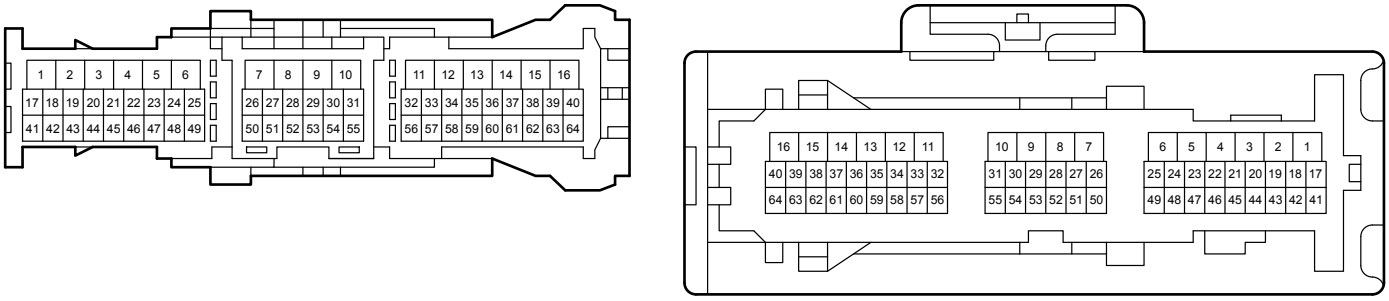

TW1
Gray

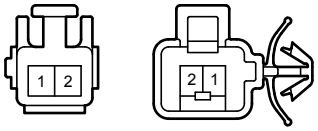

Te1
White

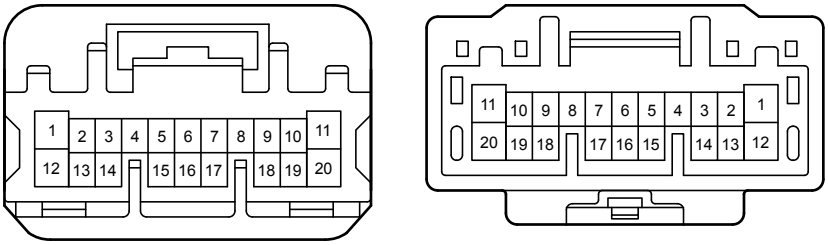

UT1
White

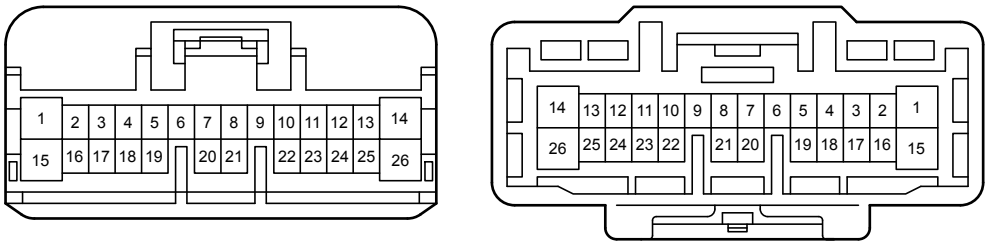

aT1
White

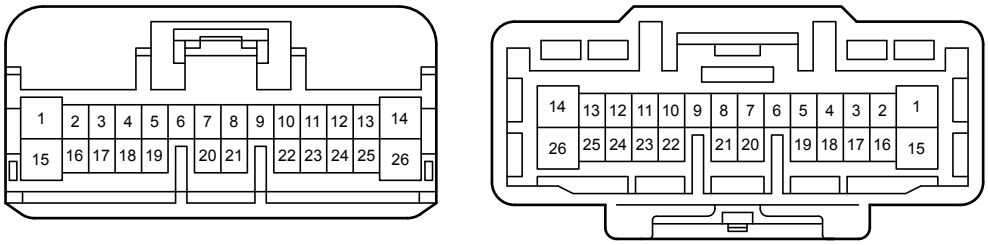

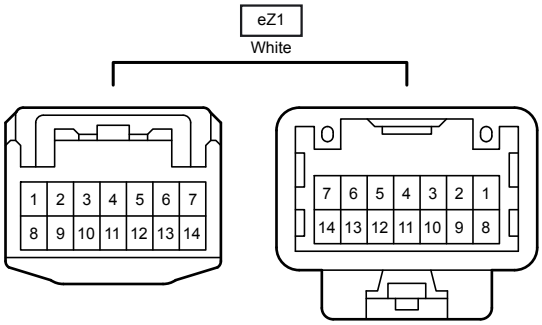
eZ1
White
1 2 3 4 5 6 7
8 9 10 11 12 13 14
7 6 5 4 3 2 1
14 13 12 11 10 9 8