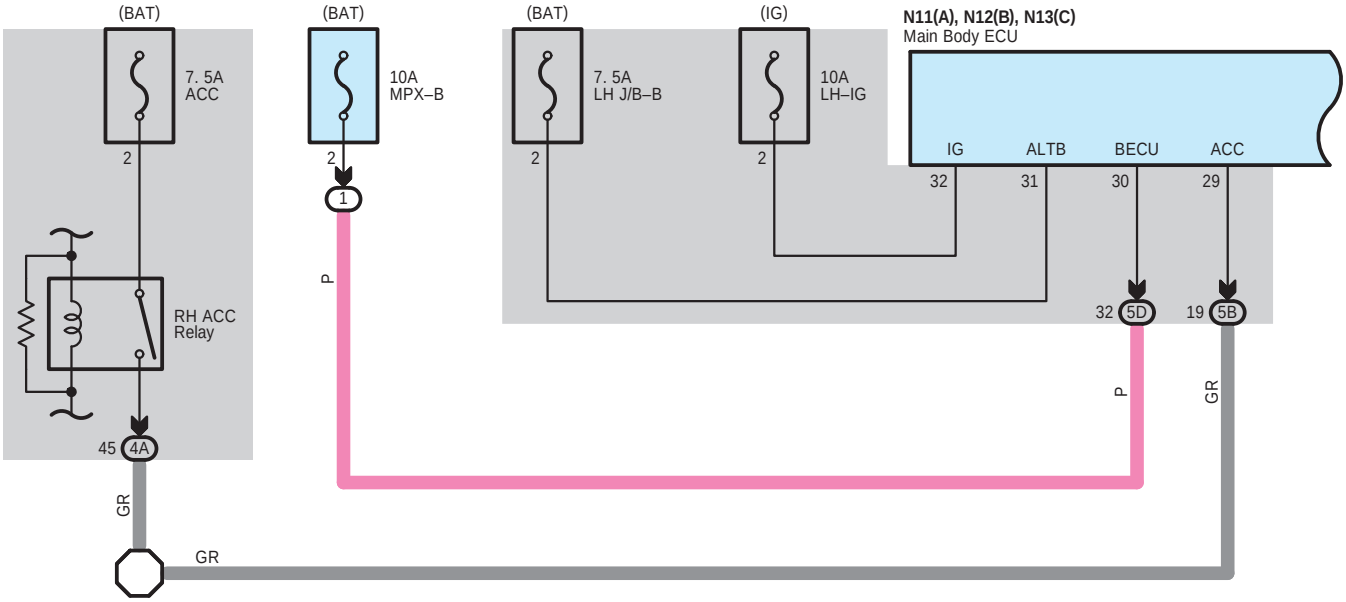
(BAT)
7. 5A
ACC
2
RH ACC
Relay
45
4A
GR
(BAT)
10A
MPX–B
2
1
P
(BAT)
7. 5A
LH J/B–B
2
(IG)
10A
LH–IG
2
N11(A), N12(B), N13(C)
Main Body ECU
IG
ALTB
BECU
ACC
32
31
30
29
32
5D
19
5B
P
GR
GR

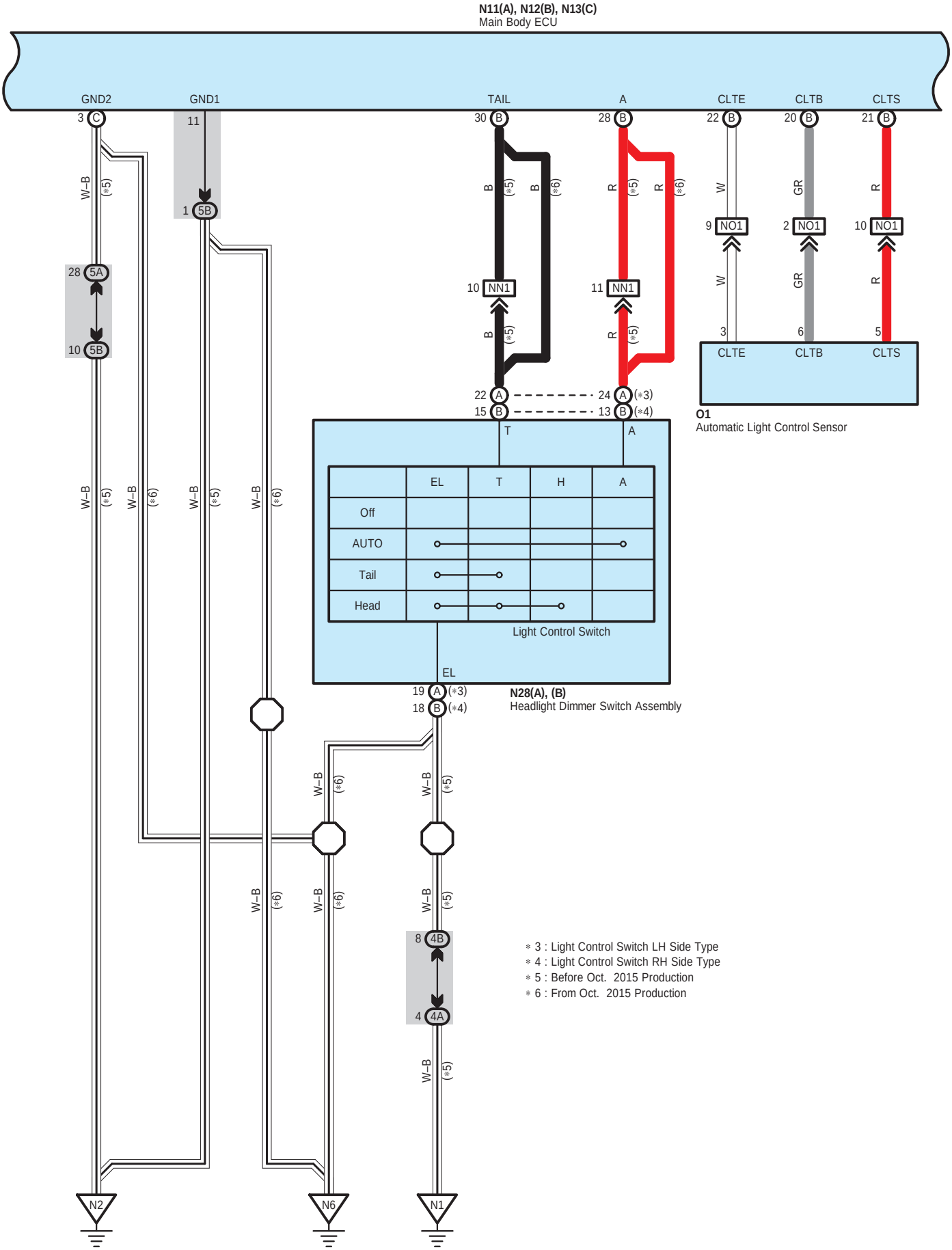
N11(A), N12(B), N13(C)
Main Body ECU
GND2
GND1
TAIL
A
CLTE
CLTB
CLTS
3 C
11
30 B
28 B
22 B
20 B
21 B
W–B (*5)
1 5B
B (*5)
B (*6)
R (*5)
R (*6)
W
GR
R
9 NO1
2 NO1
10 NO1
28 5A
10 5B
10 NN1
11 NN1
3
6
5
CLTE
CLTB
CLTS
22 A
15 B
24 A (*3)
13 B (*4)
O1
Automatic Light Control Sensor
T
A
EL
T
H
A
Off
AUTO
Tail
Head
Light Control Switch
EL
19 A (*3)
18 B (*4)
N28(A), (B)
Headlight Dimmer Switch Assembly
W–B (*6)
W–B (*5)
8 4B
4 4A
N2
N6
N1
* 3 : Light Control Switch LH Side Type
* 4 : Light Control Switch RH Side Type
* 5 : Before Oct. 2015 Production
* 6 : From Oct. 2015 Production

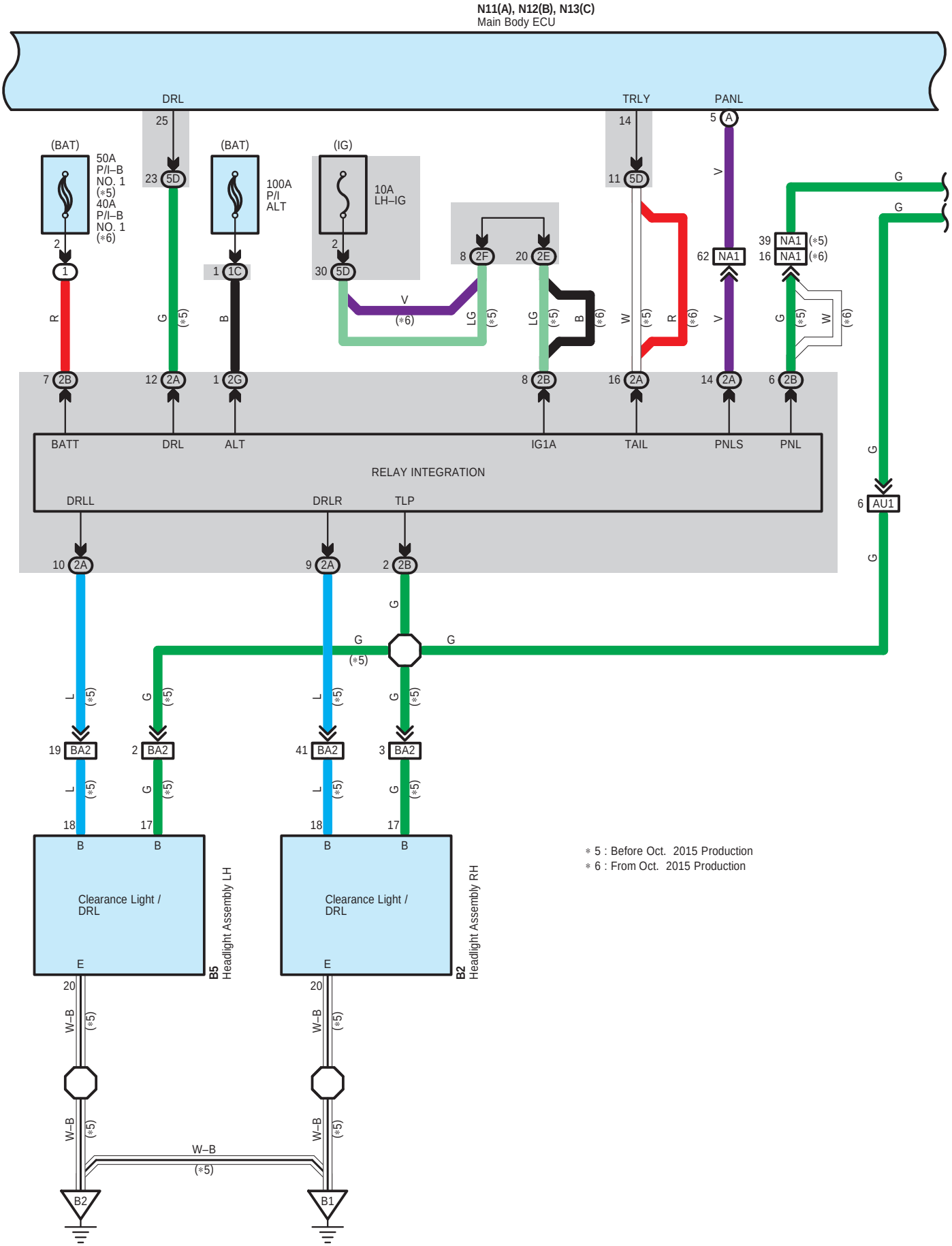

* 5 : Before Oct. 2015 Production
* 6 : From Oct. 2015 Production

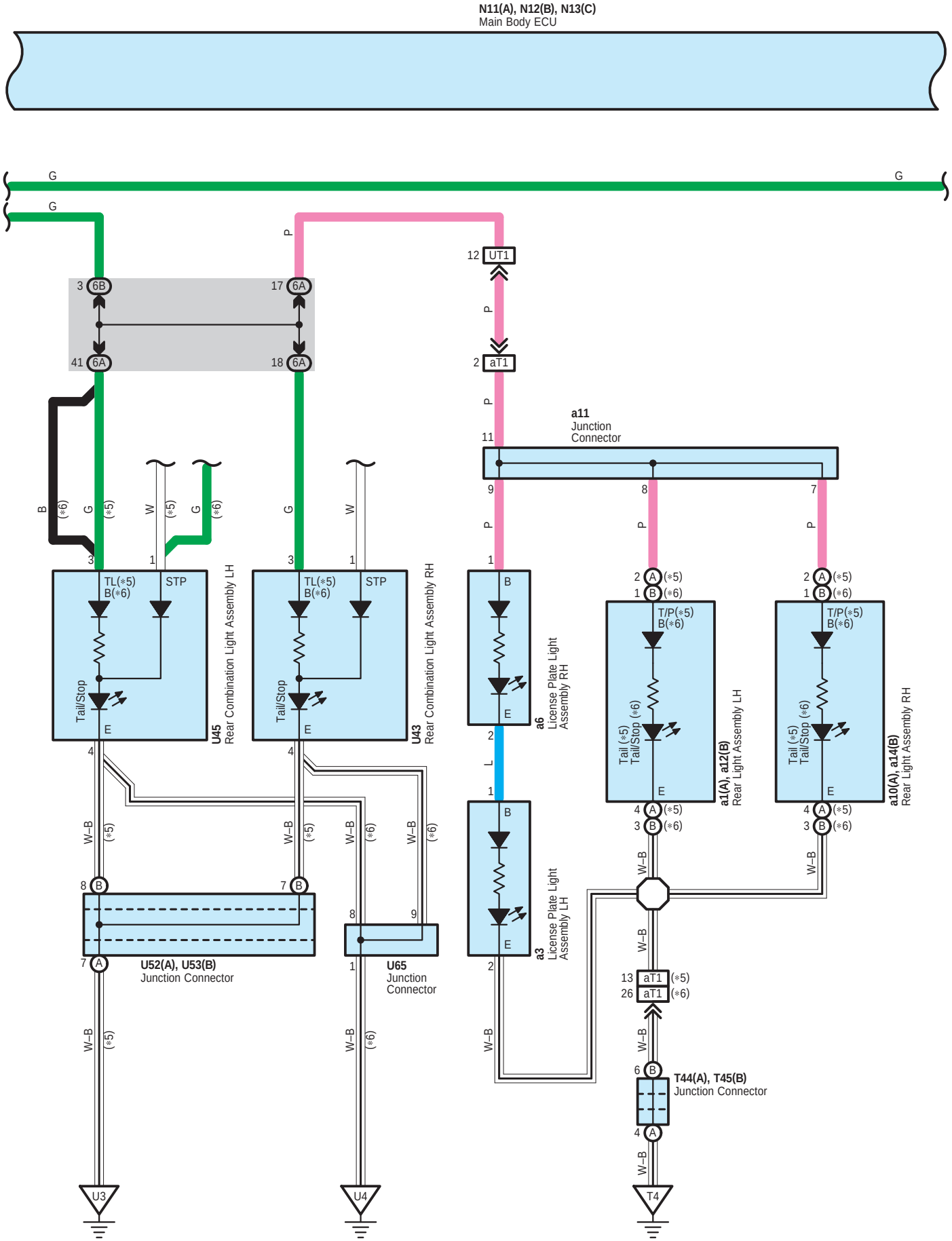
N11(A), N12(B), N13(C)
Main Body ECU
G
G
G
P
12 UT1
P
2 aT1
P
a11
Junction
Connector
11
9
8
7
3 6B
17 6A
41 6A
18 6A
B (*6)
G (*5)
W (*5)
G (*6)
G
W
TL(*5)
B(*6)
STP
Tail/Stop
E
U45
Rear Combination Light Assembly LH
U43
Rear Combination Light Assembly RH
a6
License Plate Light
Assembly RH
L
a3
License Plate Light
Assembly LH
T/P(*5)
B(*6)
Tail (*5)
Tail/Stop (*6)
a1(A), a12(B)
Rear Light Assembly LH
a10(A), a14(B)
Rear Light Assembly RH
W–B
(*5)
(*6)
U52(A), U53(B)
Junction Connector
U65
Junction
Connector
13 aT1 (*5)
26 aT1 (*6)
T44(A), T45(B)
Junction Connector
U3
U4
T4

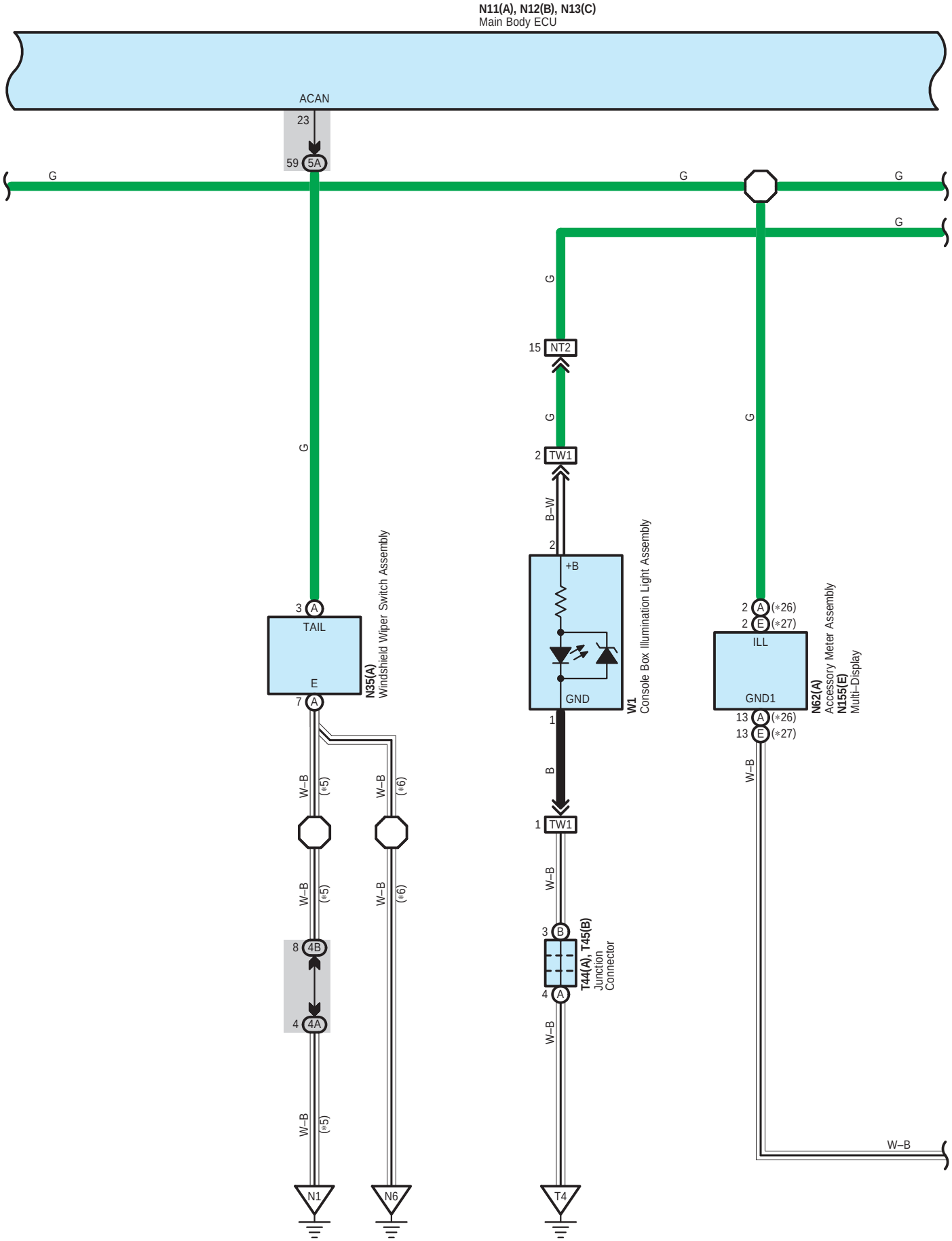
N11(A), N12(B), N13(C)
Main Body ECU
ACAN
23
59 5A
G
G
G
G
G
G
15 NT2
G
2 TW1
B–W
2
+B
GND
W1
Console Box Illumination Light Assembly
1
B
1 TW1
W–B
3 B
4 A
T44(A), T45(B)
Junction
Connector
W–B
3 A
TAIL
E
7 A
N35(A)
Windshield Wiper Switch Assembly
W–B (*5)
W–B (*6)
W–B (*5)
W–B (*6)
8 4B
4 4A
W–B (*5)
N1
N6
T4
2 A (*26)
2 E (*27)
ILL
GND1
13 A (*26)
13 E (*27)
N62(A)
Accessory Meter Assembly
N155(E)
Multi–Display
W–B
W–B

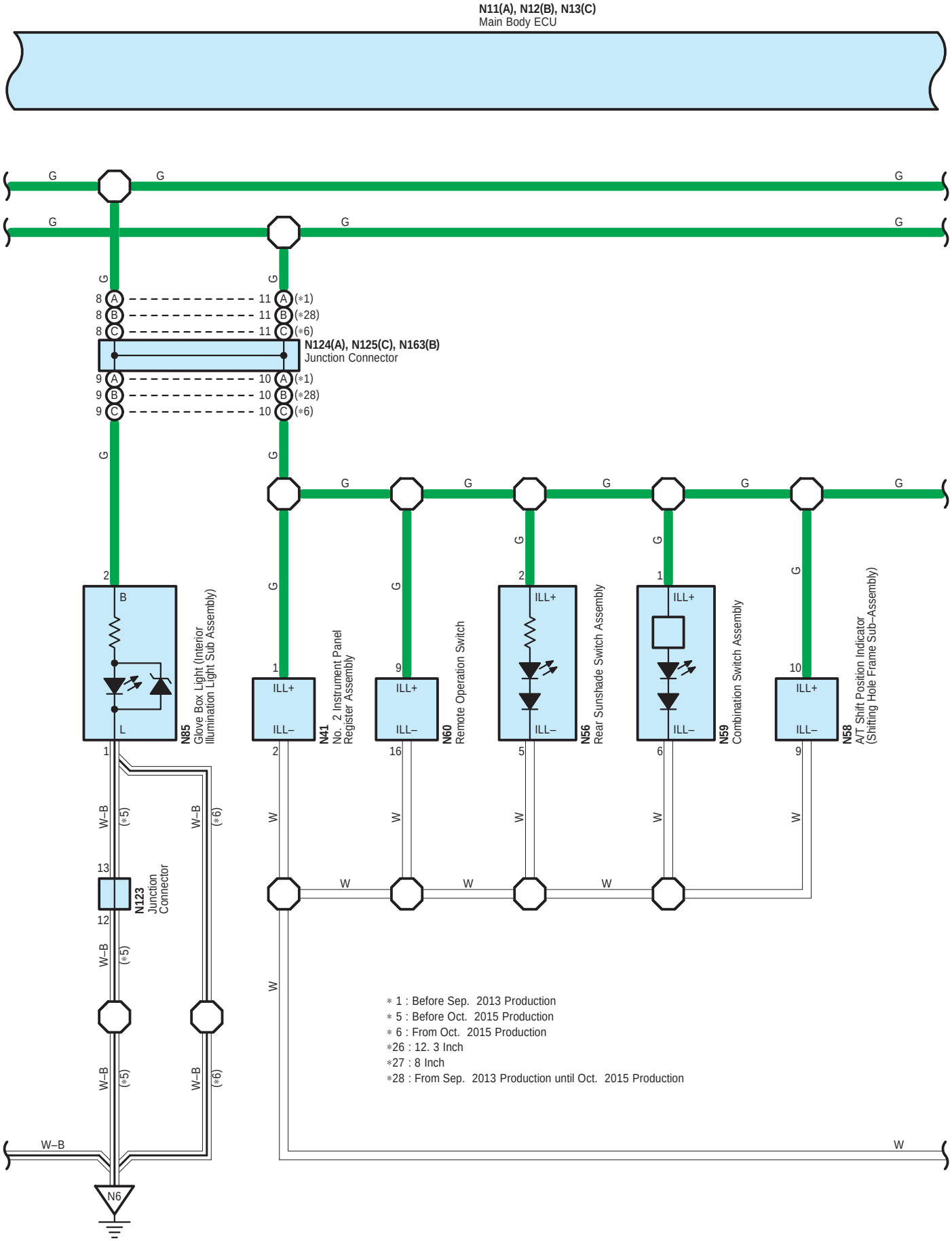
N11(A), N12(B), N13(C)
Main Body ECU
N124(A), N125(C), N163(B)
Junction Connector
N85
Glove Box Light (Interior Illumination Light Sub Assembly)
N41
No. 2 Instrument Panel Register Assembly
N60
Remote Operation Switch
N56
Rear Sunshade Switch Assembly
N59
Combination Switch Assembly
N58
A/T Shift Position Indicator (Shifting Hole Frame Sub–Assembly)
N123
Junction Connector
N6
ILL+
ILL–
∗1 : Before Sep. 2013 Production
∗5 : Before Oct. 2015 Production
∗6 : From Oct. 2015 Production
∗26 : 12. 3 Inch
∗27 : 8 Inch
∗28 : From Sep. 2013 Production until Oct. 2015 Production

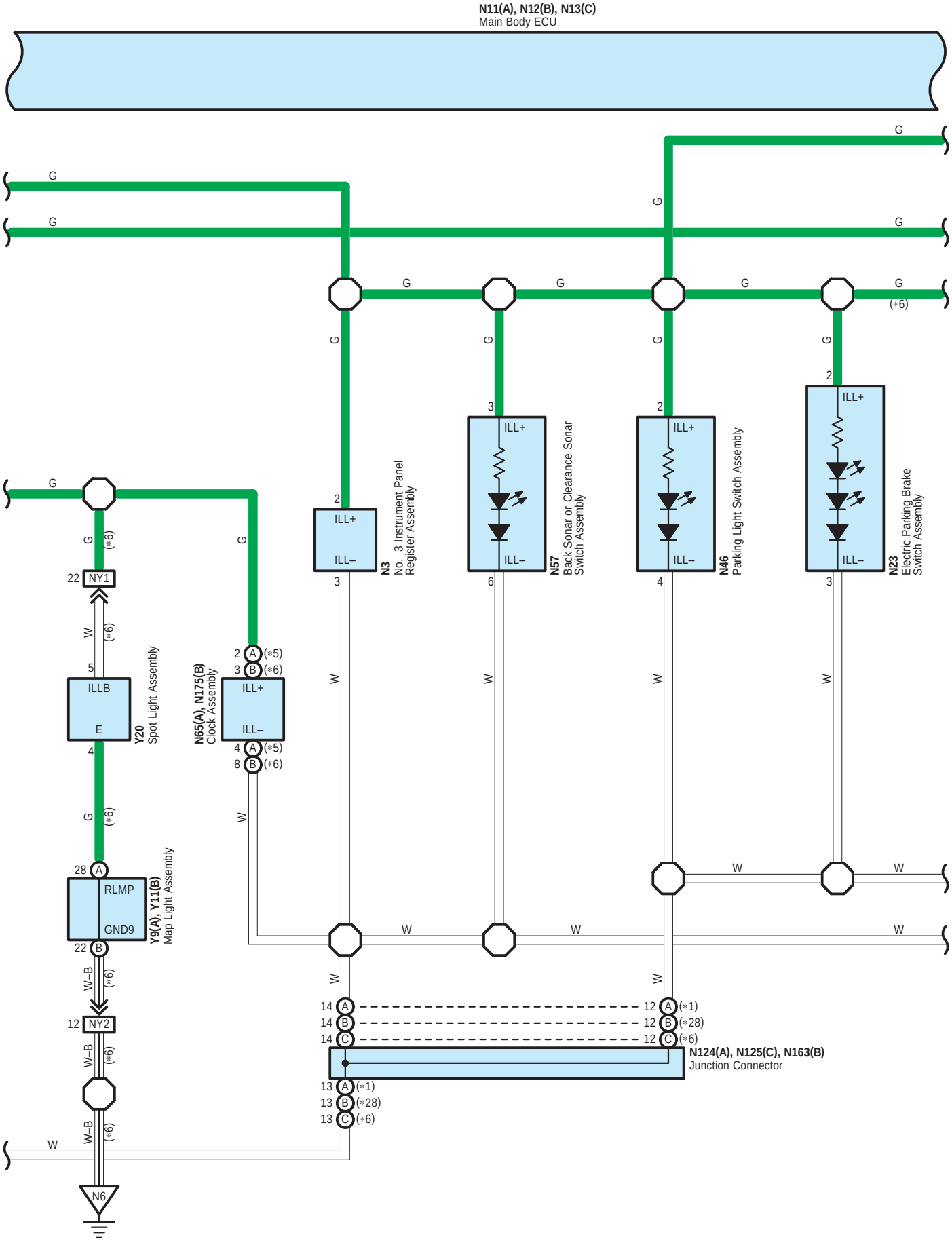
N11(A), N12(B), N13(C)
Main Body ECU
G
(*6)
ILL+
ILL–
N3
No. 3 Instrument Panel Register Assembly
N57
Back Sonar or Clearance Sonar Switch Assembly
N46
Parking Light Switch Assembly
N23
Electric Parking Brake Switch Assembly
NY1
NY2
ILLB
E
Y20
Spot Light Assembly
N65(A), N175(B)
Clock Assembly
RLMP
GND9
Y9(A), Y11(B)
Map Light Assembly
W
W–B
N6
(*1)
(*28)
N124(A), N125(C), N163(B)
Junction Connector

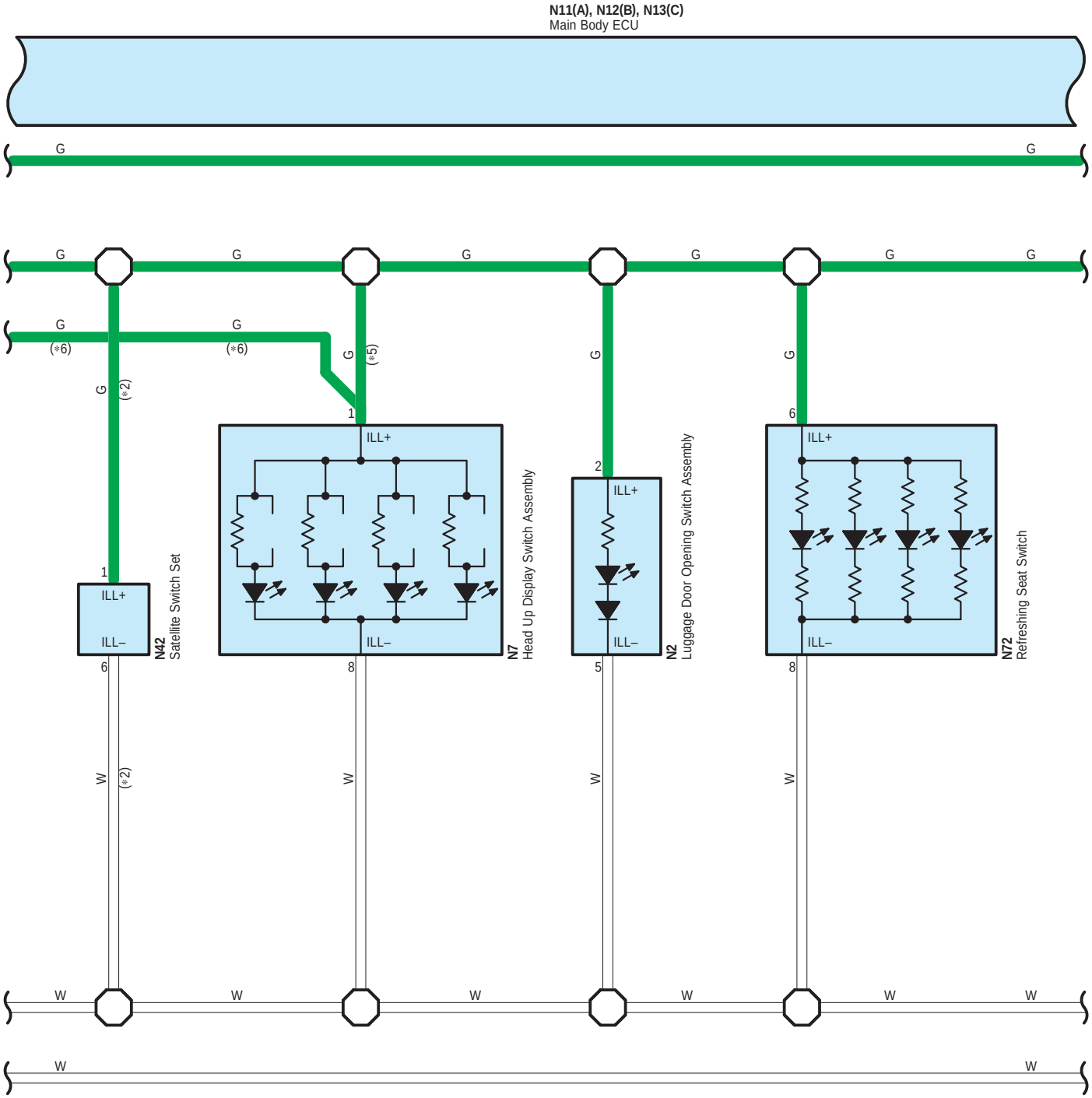

* 1 : Before Sep. 2013 Production
* 2 : From Sep. 2013 Production
* 5 : Before Oct. 2015 Production
* 6 : From Oct. 2015 Production
*28 : From Sep. 2013 Production until Oct. 2015 Production

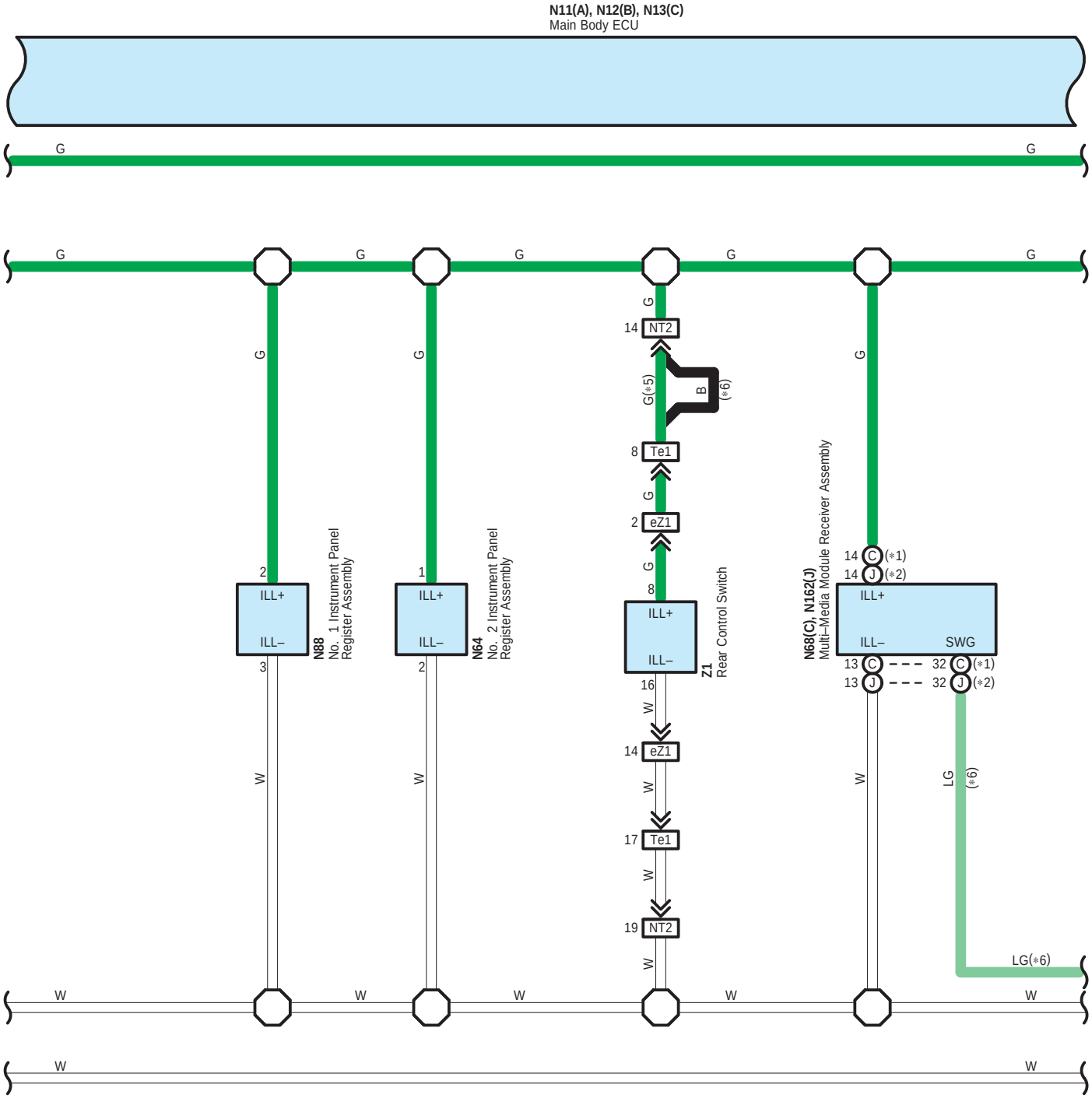
N11(A), N12(B), N13(C)
Main Body ECU
G
G
G
G
G
G
G
G
14 NT2
G(*5)
B
(*6)
8 Te1
G
2 eZ1
G
8
ILL+
ILL–
Z1
Rear Control Switch
16
W
14 eZ1
W
17 Te1
W
19 NT2
W
2
ILL+
ILL–
3
N88
No. 1 Instrument Panel
Register Assembly
1
ILL+
ILL–
2
N64
No. 2 Instrument Panel
Register Assembly
14 C (*1)
14 J (*2)
ILL+
ILL–
SWG
13 C
13 J
32 C (*1)
32 J (*2)
N68(C), N162(J)
Multi–Media Module Receiver Assembly
LG
(*6)
LG(*6)
W
W
W
W
W
W
W

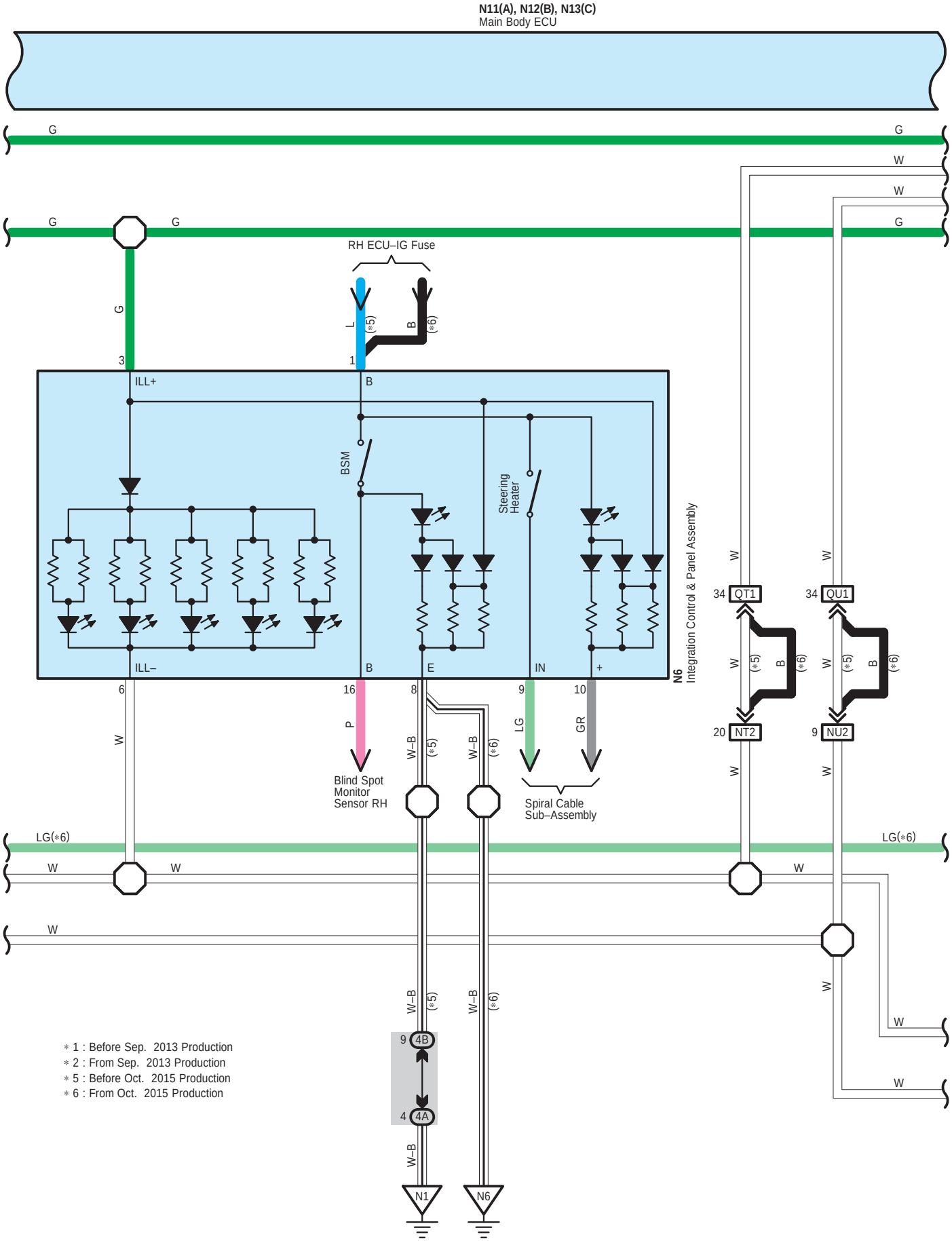
N11(A), N12(B), N13(C)
Main Body ECU
G
W
RH ECU–IG Fuse
L
B
(*5)
(*6)
3
1
ILL+
BSM
Steering Heater
ILL–
E
IN
+
N6
Integration Control & Panel Assembly
34 QT1
34 QU1
20 NT2
9 NU2
6
16
8
9
10
P
LG
GR
W–B
Blind Spot Monitor Sensor RH
Spiral Cable Sub–Assembly
LG(*6)
9 4B
4 4A
N1
N6
* 1 : Before Sep. 2013 Production
* 2 : From Sep. 2013 Production
* 5 : Before Oct. 2015 Production
* 6 : From Oct. 2015 Production

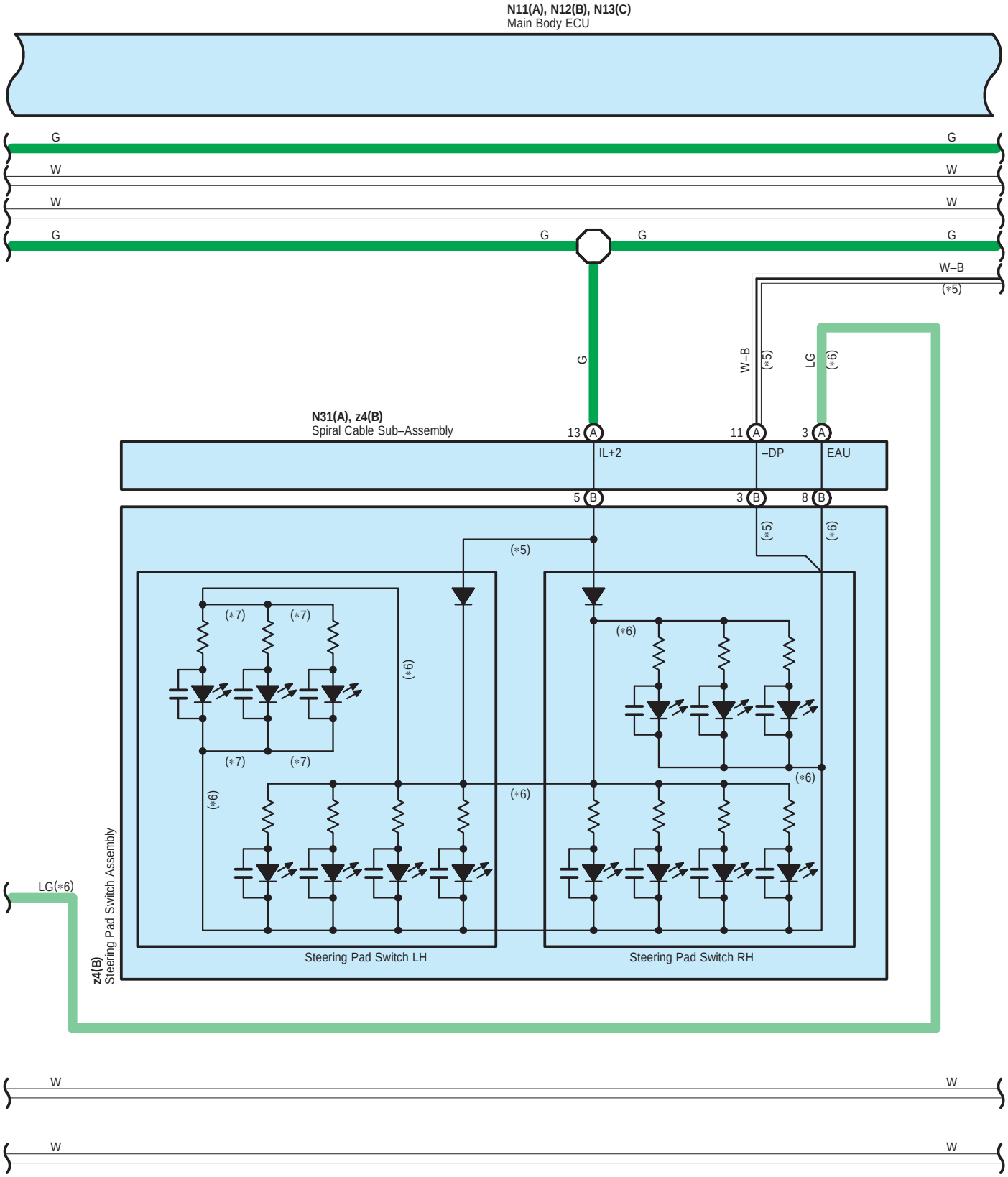
N11(A), N12(B), N13(C)
Main Body ECU
G
W
W
G
G
G
G
G
W–B
(*5)
G
W–B
(*5)
LG
(*6)
N31(A), z4(B)
Spiral Cable Sub–Assembly
13 A
11 A
3 A
IL+2
–DP
EAU
5 B
3 B
8 B
(*5)
(*5)
(*6)
(*5)
(*7)
(*7)
(*7)
(*7)
(*6)
(*6)
(*6)
(*6)
(*6)
LG(*6)
z4(B)
Steering Pad Switch Assembly
Steering Pad Switch LH
Steering Pad Switch RH
W
W
W
W

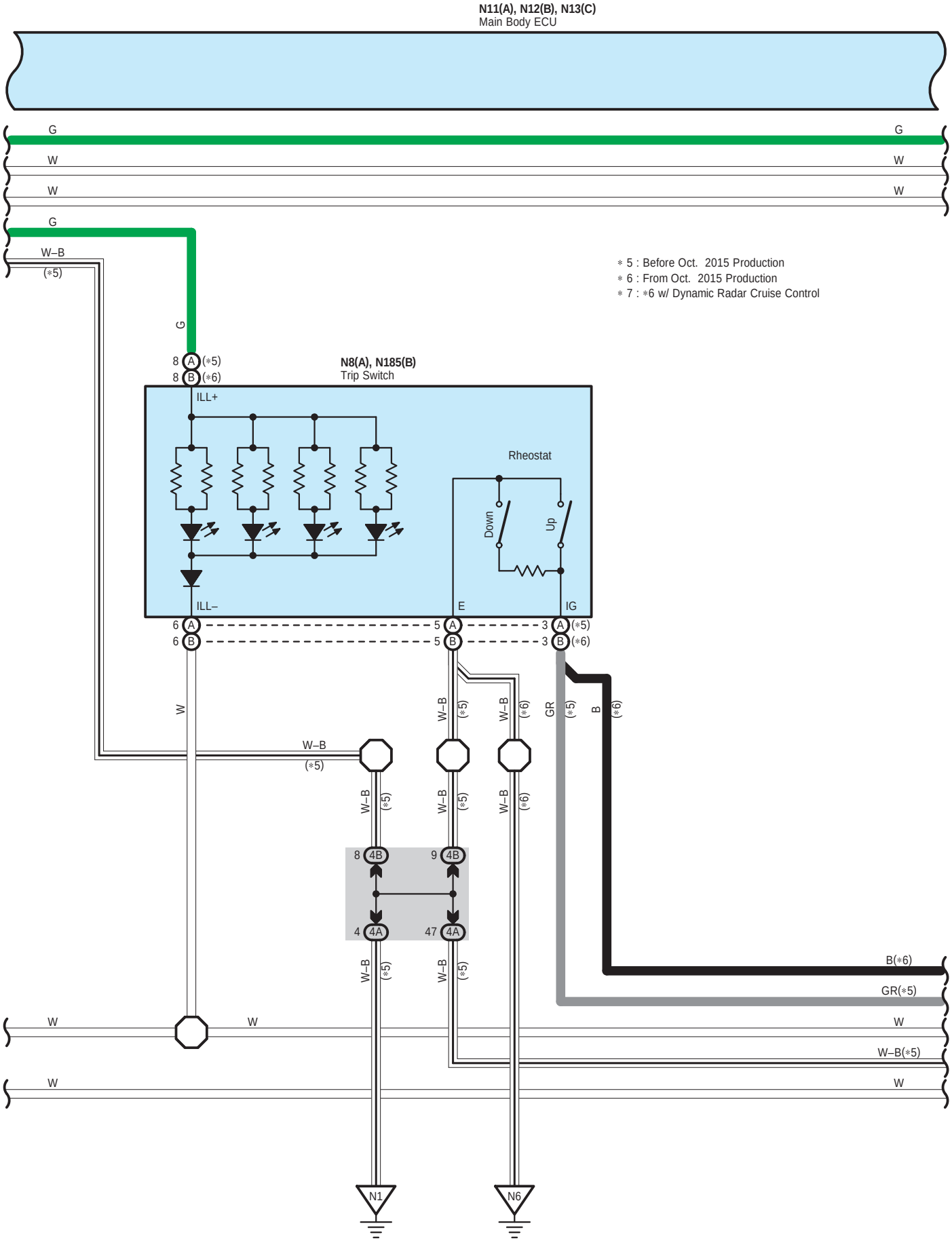
N11(A), N12(B), N13(C)
Main Body ECU
G
W
W
G
W–B
(∗5)
∗ 5 : Before Oct. 2015 Production
∗ 6 : From Oct. 2015 Production
∗ 7 : ∗6 w/ Dynamic Radar Cruise Control
8 A (∗5)
8 B (∗6)
N8(A), N185(B)
Trip Switch
ILL+
Rheostat
Down
Up
ILL–
E
IG
6 A
6 B
5 A
5 B
3 A (∗5)
3 B (∗6)
W
W–B
(∗5)
GR
B
(∗6)
8 4B
9 4B
4 4A
47 4A
B(∗6)
GR(∗5)
W–B(∗5)
N1
N6

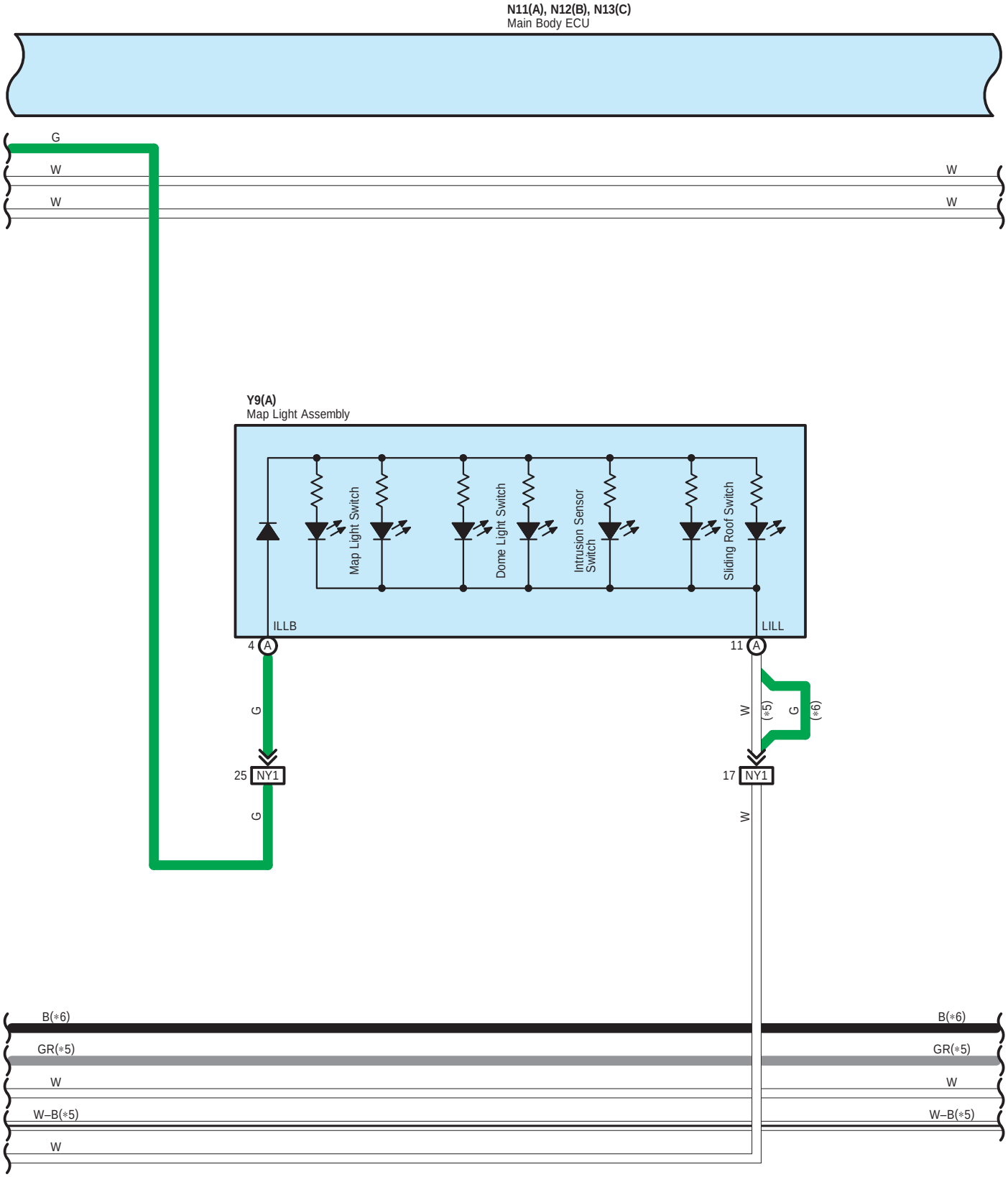
N11(A), N12(B), N13(C)
Main Body ECU
G
W
W
W
W
Y9(A)
Map Light Assembly
Map Light Switch
Dome Light Switch
Intrusion Sensor Switch
Sliding Roof Switch
ILLB
LILL
4 A
11 A
G
W
(*5)
G
(*6)
25 NY1
17 NY1
G
W
B(*6)
GR(*5)
W
W–B(*5)
W
B(*6)
GR(*5)
W
W–B(*5)

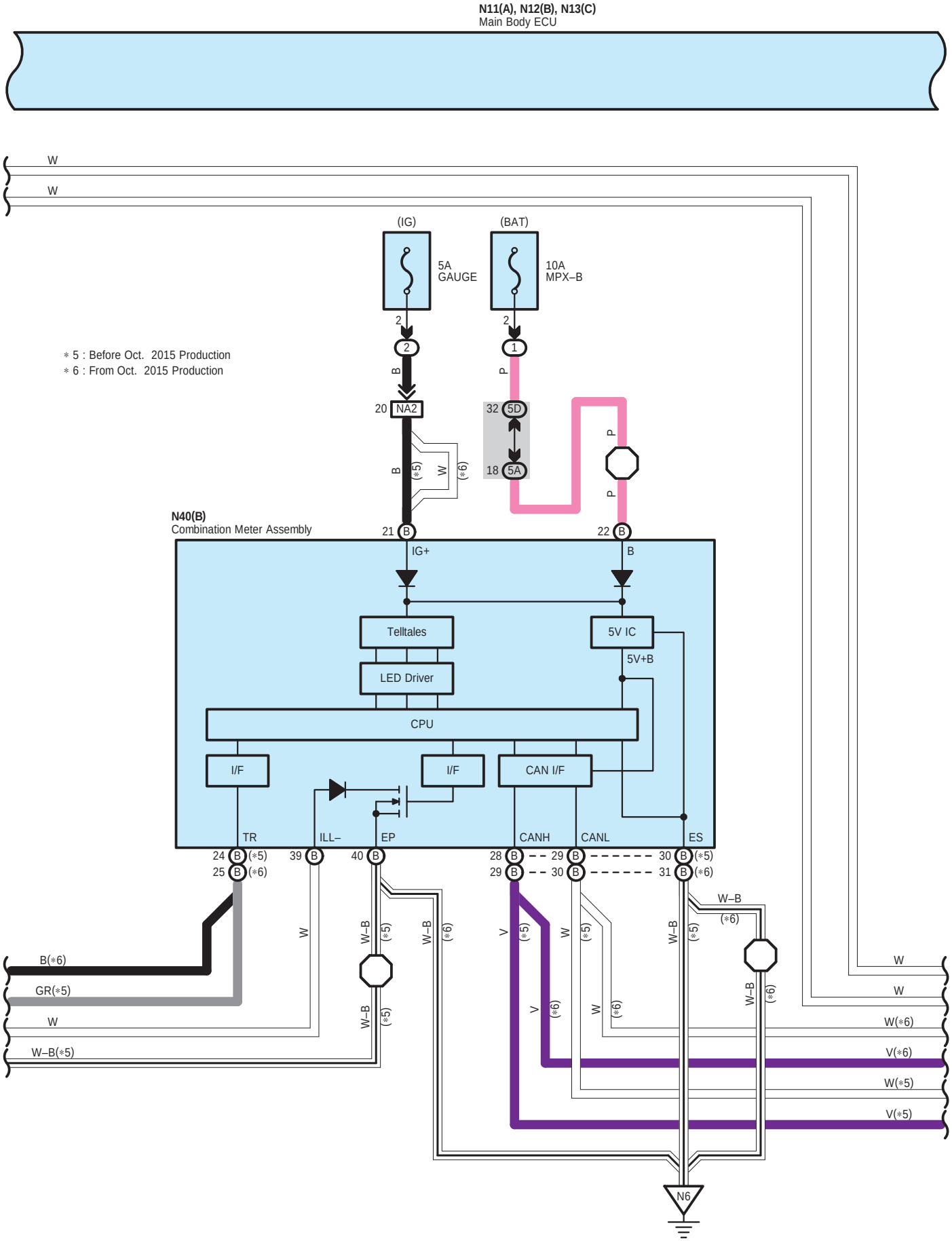
N11(A), N12(B), N13(C)
Main Body ECU
W
W
(IG)
(BAT)
5A
GAUGE
10A
MPX–B
2
2
2
1
∗5 : Before Oct. 2015 Production
∗6 : From Oct. 2015 Production
B
P
20 NA2
32 5D
18 5A
B
(∗5)
W
(∗6)
P
P
N40(B)
Combination Meter Assembly
21 B
22 B
IG+
B
Telltales
5V IC
5V+B
LED Driver
CPU
I/F
I/F
CAN I/F
TR
ILL–
EP
CANH
CANL
ES
24 B (∗5)
25 B (∗6)
39 B
40 B
28 B
29 B
29 B
30 B
30 B (∗5)
31 B (∗6)
W–B
(∗6)
B(∗6)
GR(∗5)
W
W–B(∗5)
W
W–B
(∗5)
W–B
(∗6)
V
(∗5)
W
(∗5)
W–B
(∗5)
W–B
(∗5)
V
(∗6)
W
(∗6)
W–B
(∗6)
W
W
W(∗6)
V(∗6)
W(∗5)
V(∗5)
N6

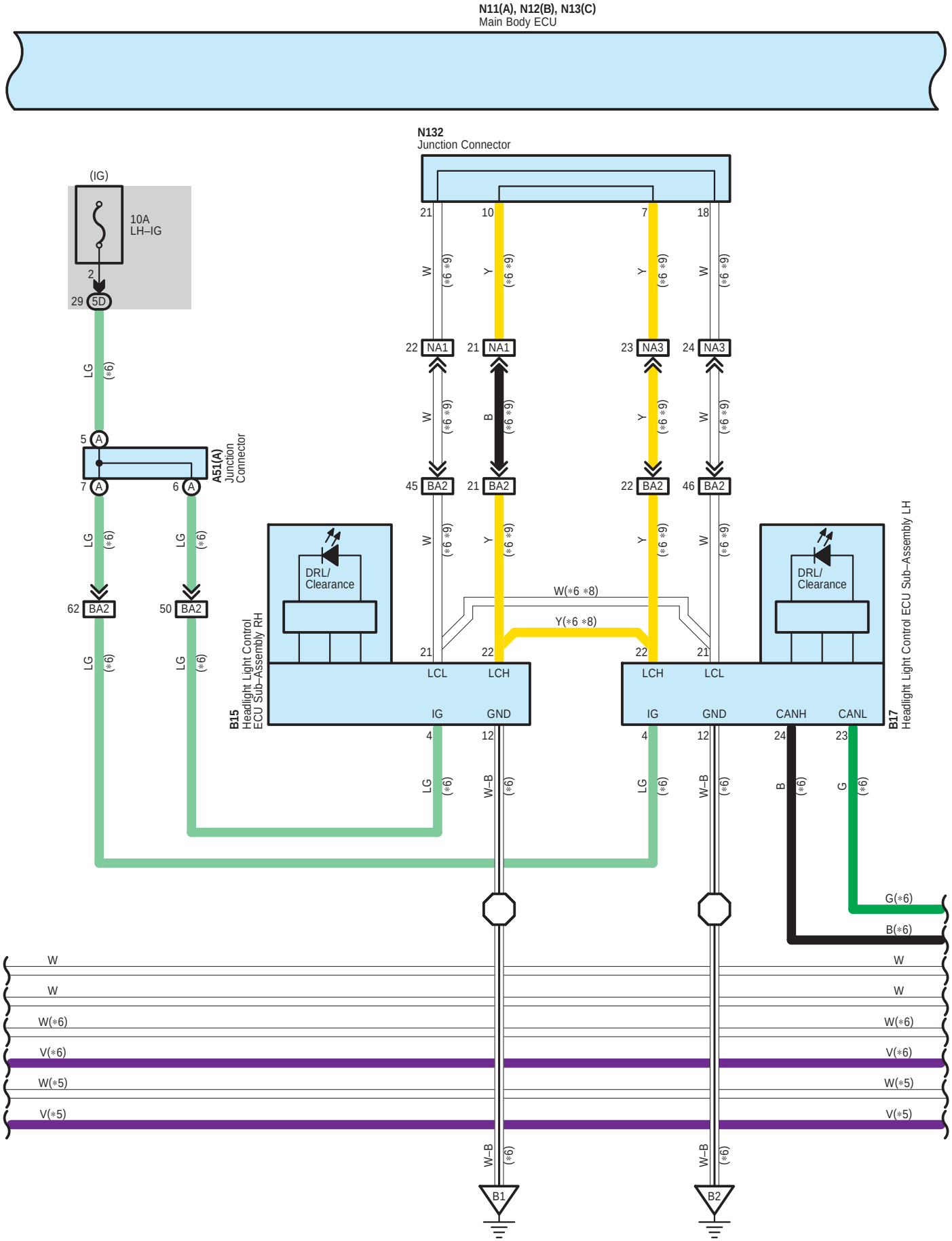
N11(A), N12(B), N13(C)
Main Body ECU
N132
Junction Connector
(IG)
10A
LH–IG
2
29 5D
LG (*6)
5 A
7 A
6 A
A51(A)
Junction
Connector
LG (*6)
LG (*6)
62 BA2
50 BA2
LG (*6)
LG (*6)
21
10
7
18
W (*6 *9)
Y (*6 *9)
Y (*6 *9)
W (*6 *9)
22 NA1
21 NA1
23 NA3
24 NA3
W (*6 *9)
B (*6 *9)
Y (*6 *9)
W (*6 *9)
45 BA2
21 BA2
22 BA2
46 BA2
W (*6 *9)
Y (*6 *9)
Y (*6 *9)
W (*6 *9)
DRL/
Clearance
DRL/
Clearance
W(*6 *8)
Y(*6 *8)
21
22
22
21
LCL
LCH
LCH
LCL
IG
GND
IG
GND
CANH
CANL
B15
Headlight Light Control
ECU Sub–Assembly RH
B17
Headlight Light Control ECU Sub–Assembly LH
4
12
4
12
24
23
LG (*6)
W–B (*6)
LG (*6)
W–B (*6)
B (*6)
G (*6)
G(*6)
B(*6)
W
W
W(*6)
V(*6)
W(*5)
V(*5)
W
W
W(*6)
V(*6)
W(*5)
V(*5)
W–B (*6)
W–B (*6)
B1
B2

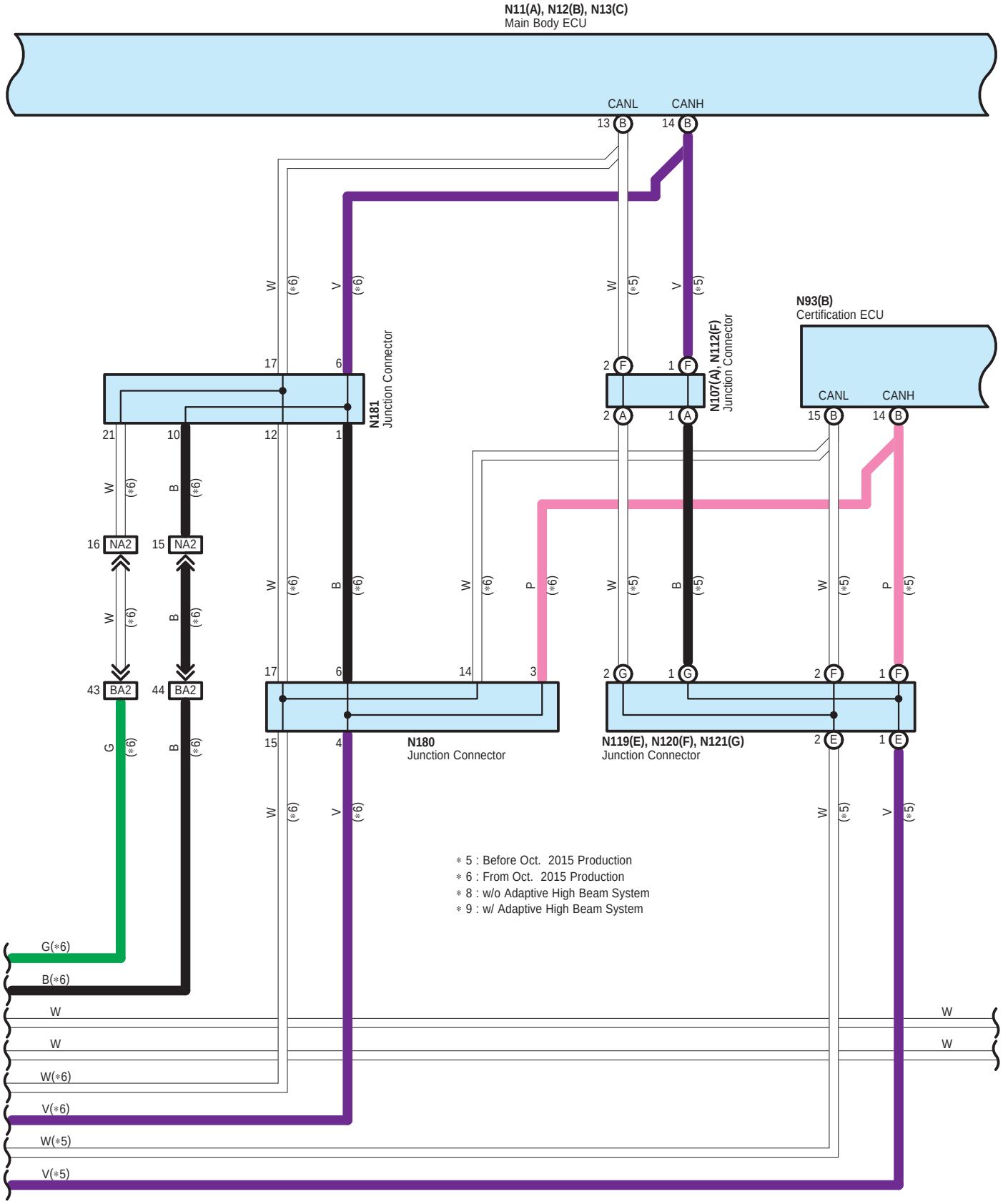
N11(A), N12(B), N13(C)
Main Body ECU
CANL
CANH
13 B
14 B
N181
Junction Connector
N107(A), N112(F)
Junction Connector
N93(B)
Certification ECU
CANL
CANH
15 B
14 B
16 NA2
15 NA2
43 BA2
44 BA2
N180
Junction Connector
N119(E), N120(F), N121(G)
Junction Connector
∗ 5 : Before Oct. 2015 Production
∗ 6 : From Oct. 2015 Production
∗ 8 : w/o Adaptive High Beam System
∗ 9 : w/ Adaptive High Beam System
G(∗6)
B(∗6)
W
W
W(∗6)
V(∗6)
W(∗5)
V(∗5)

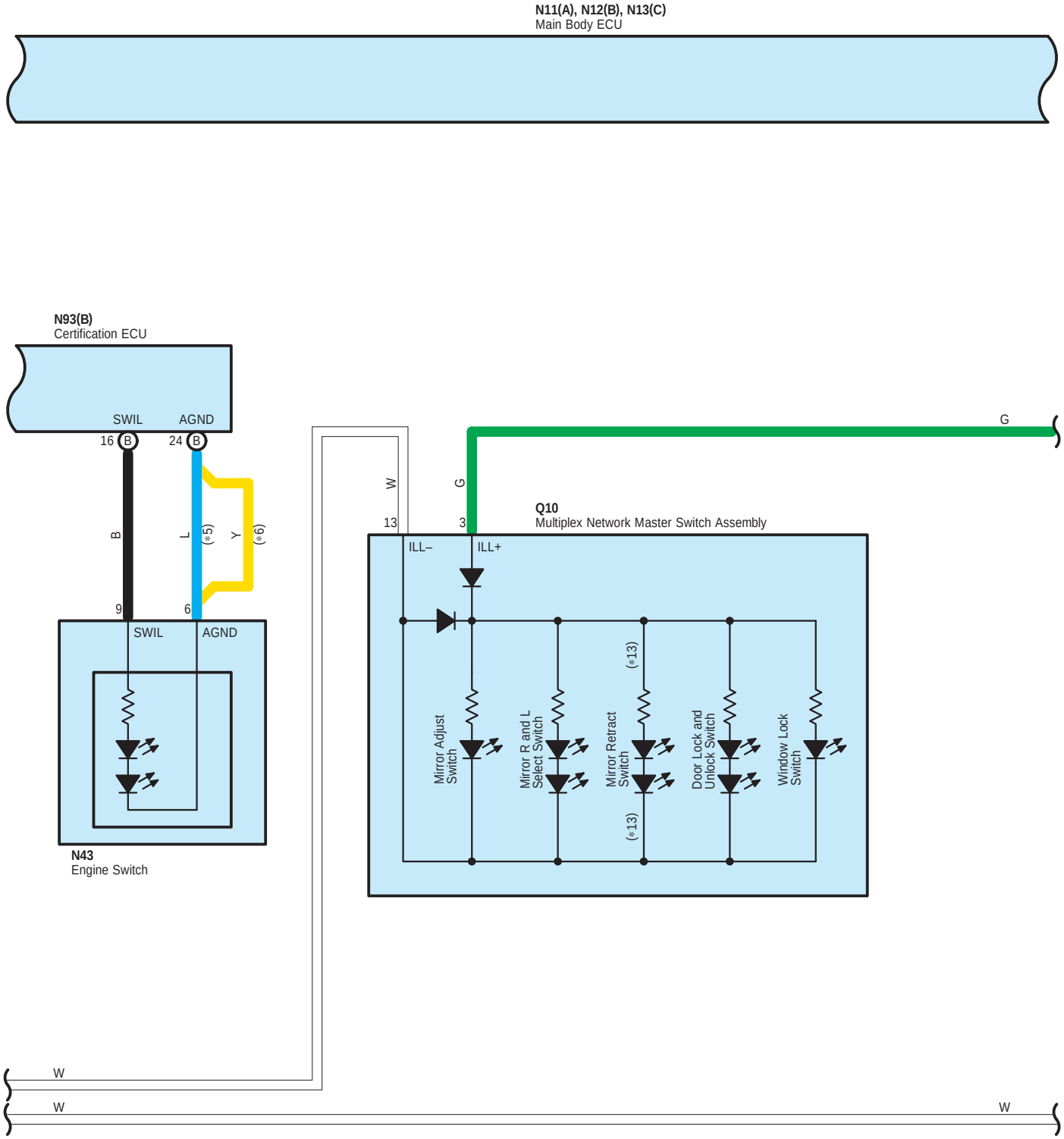

∗ 5 : Before Oct. 2015 Production
∗ 6 : From Oct. 2015 Production
∗10 : w/ Double Locking
∗11 : w/o Double Locking
∗13 : w/ Retractable Mirror

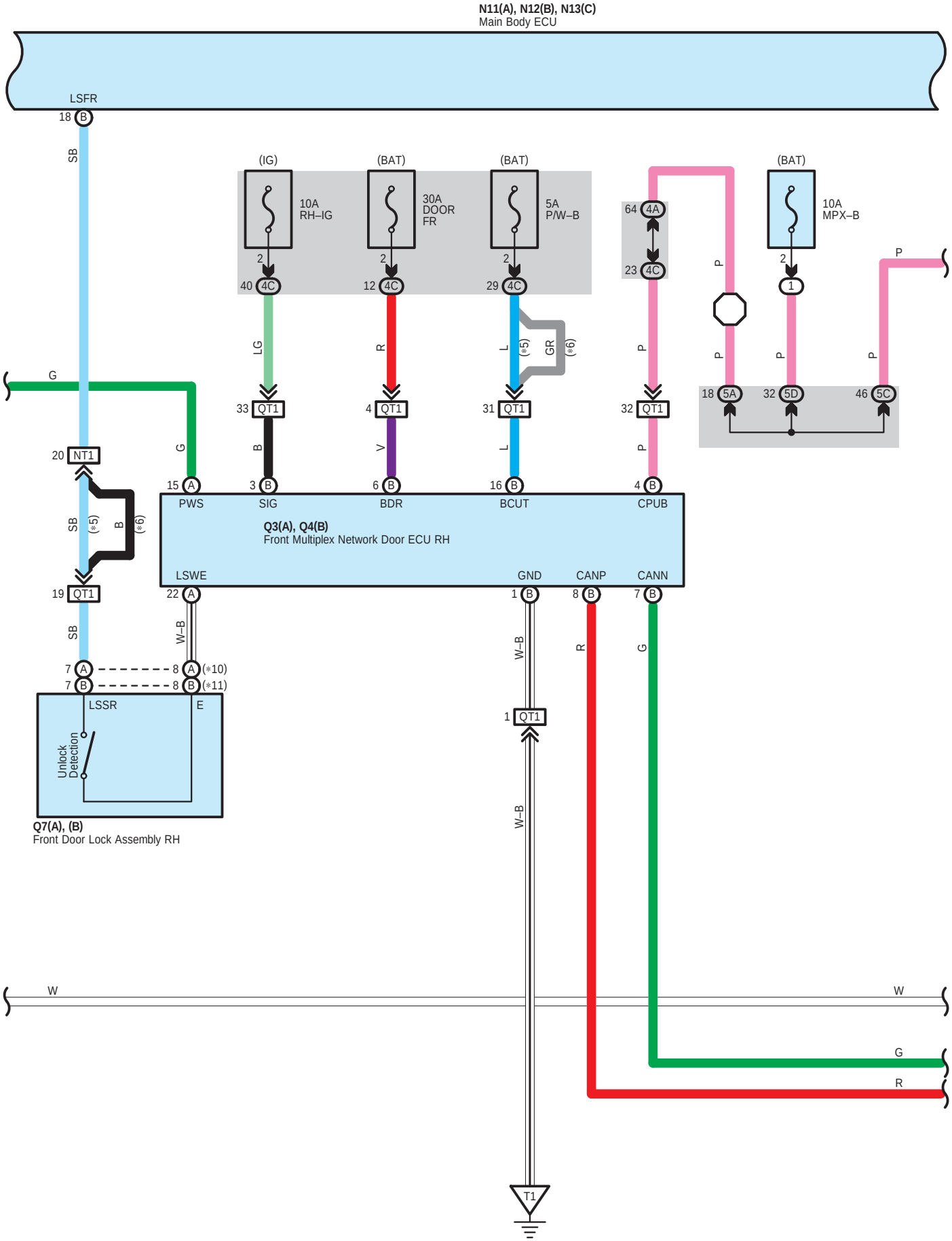
N11(A), N12(B), N13(C)
Main Body ECU
LSFR
18 B
SB
(IG)
(BAT)
(BAT)
10A
RH–IG
30A
DOOR
FR
5A
P/W–B
10A
MPX–B
2
40 4C
12 4C
29 4C
64 4A
23 4C
1
LG
R
L (*5)
GR (*6)
P
G
33 QT1
4 QT1
31 QT1
32 QT1
18 5A
32 5D
46 5C
20 NT1
B
V
L
15 A
3 B
6 B
16 B
4 B
PWS
SIG
BDR
BCUT
CPUB
SB (*5)
B (*6)
Q3(A), Q4(B)
Front Multiplex Network Door ECU RH
LSWE
GND
CANP
CANN
19 QT1
22 A
1 B
8 B
7 B
W–B
R
7 A
8 A (*10)
7 B
8 B (*11)
LSSR
E
Unlock
Detection
Q7(A), (B)
Front Door Lock Assembly RH
W
T1

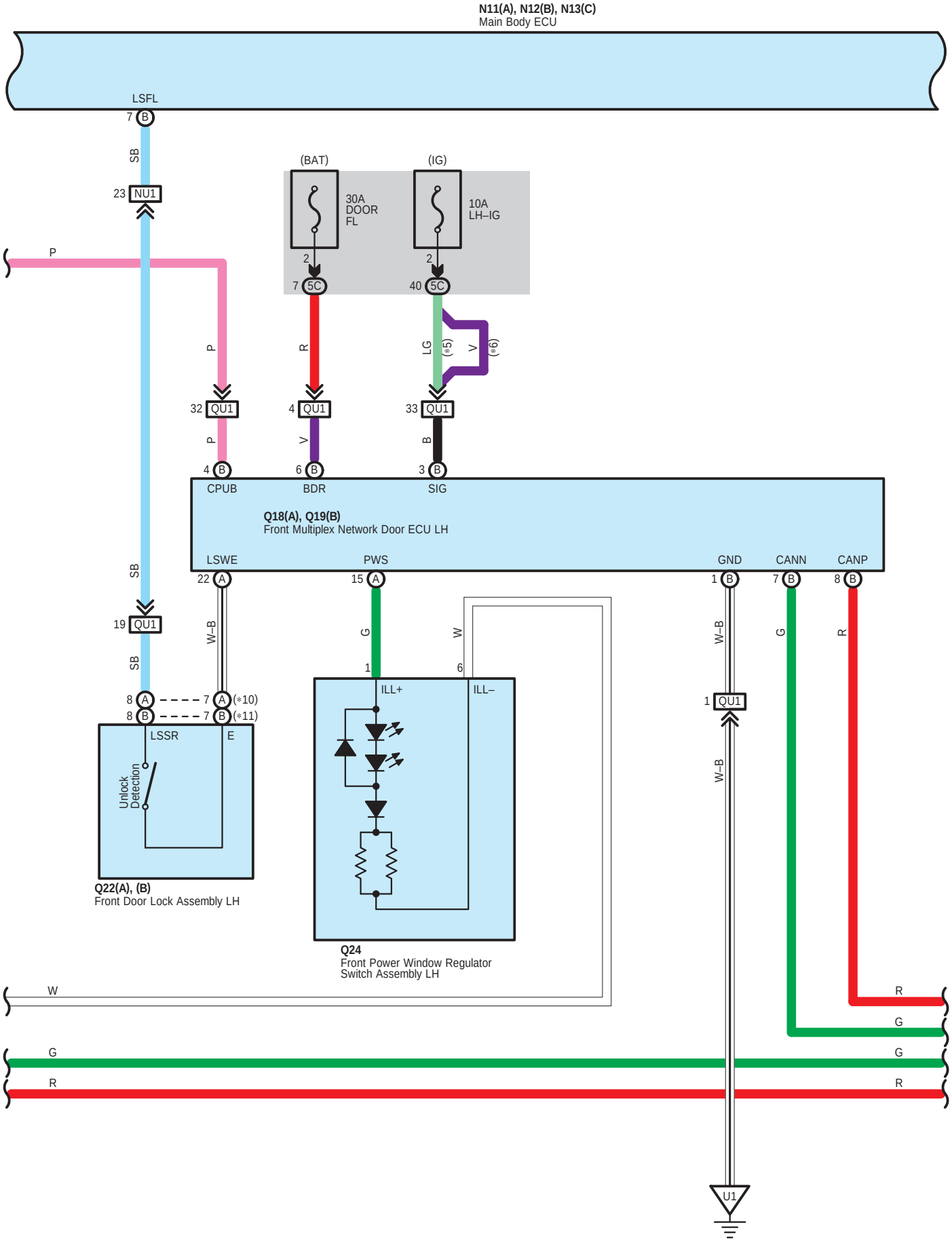
N11(A), N12(B), N13(C)
Main Body ECU
LSFL
7 B
SB
23 NU1
P
(BAT)
(IG)
30A
DOOR
FL
10A
LH–IG
2
7 5C
40 5C
P
R
LG
(*5)
V
(*6)
32 QU1
4 QU1
33 QU1
P
V
B
4 B
6 B
3 B
CPUB
BDR
SIG
Q18(A), Q19(B)
Front Multiplex Network Door ECU LH
LSWE
PWS
GND
CANN
CANP
22 A
15 A
1 B
7 B
8 B
SB
19 QU1
W–B
G
W
W–B
G
R
SB
1
6
ILL+
ILL–
1 QU1
8 A
7 A
(*10)
8 B
7 B
(*11)
LSSR
E
Unlock
Detection
W–B
Q22(A), (B)
Front Door Lock Assembly LH
Q24
Front Power Window Regulator
Switch Assembly LH
W
R
G
G
G
R
R
U1

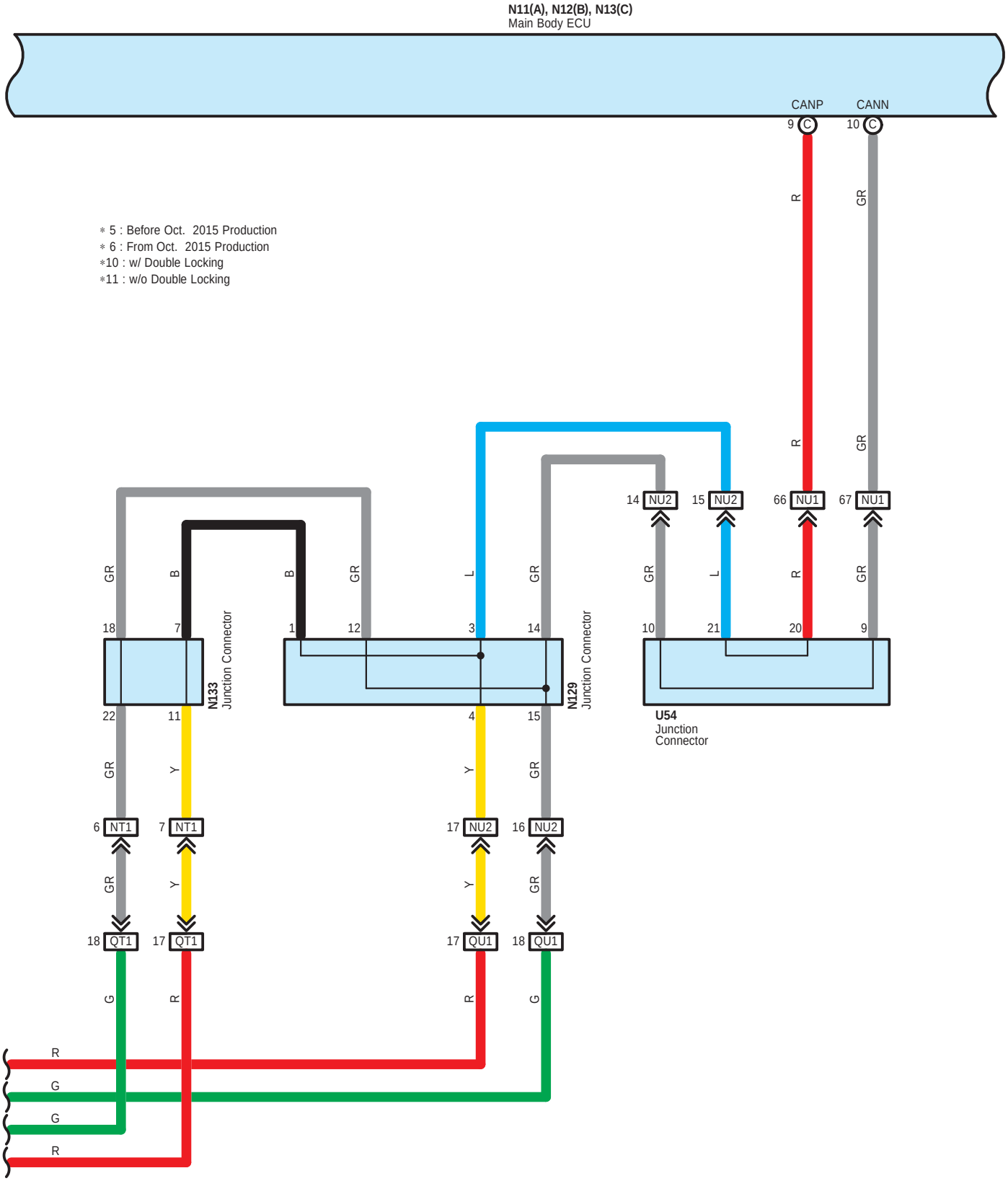
N11(A), N12(B), N13(C)
Main Body ECU
CANP
CANN
9 C
10 C
R
GR
∗ 5 : Before Oct. 2015 Production
∗ 6 : From Oct. 2015 Production
∗10 : w/ Double Locking
∗11 : w/o Double Locking
14 NU2
15 NU2
66 NU1
67 NU1
GR
B
B
GR
L
GR
GR
L
R
GR
18
7
1
12
3
14
10
21
20
9
N133
Junction Connector
N129
Junction Connector
U54
Junction
Connector
22
11
4
15
GR
Y
Y
GR
6 NT1
7 NT1
17 NU2
16 NU2
GR
Y
Y
GR
18 QT1
17 QT1
17 QU1
18 QU1
G
R
R
G
R
G
G
R

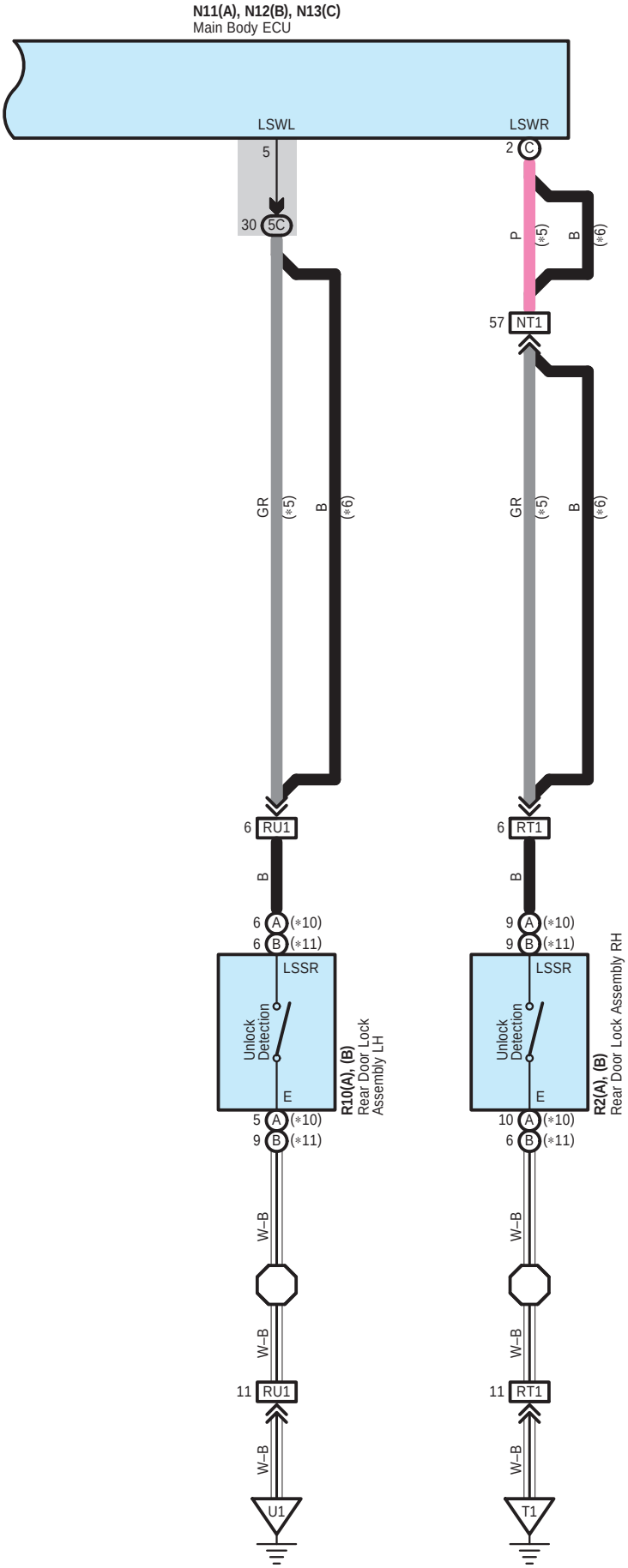

∗ 5 : Before Oct. 2015 Production
∗ 6 : From Oct. 2015 Production
∗10 : w/ Double Locking
∗11 : w/o Double Locking

A 51
Blue

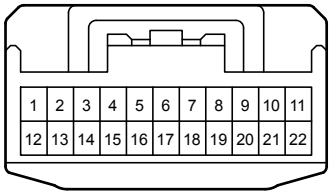

B 2
Black

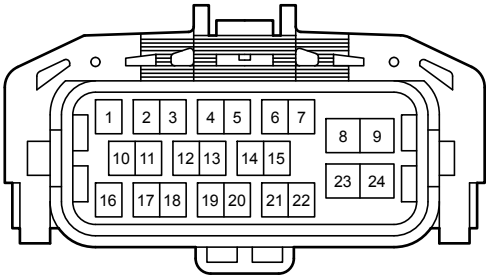

B 5
Black

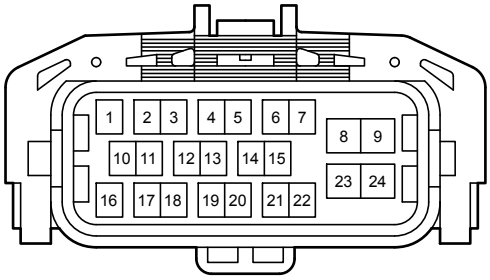

B 15
Gray

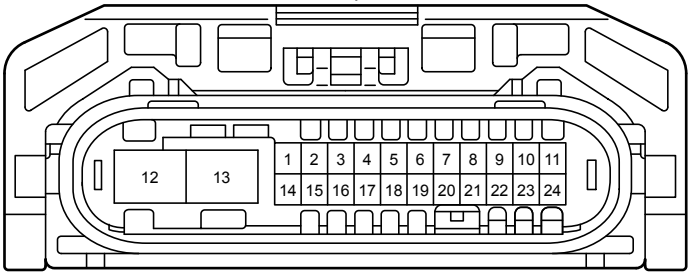

B 17
Gray

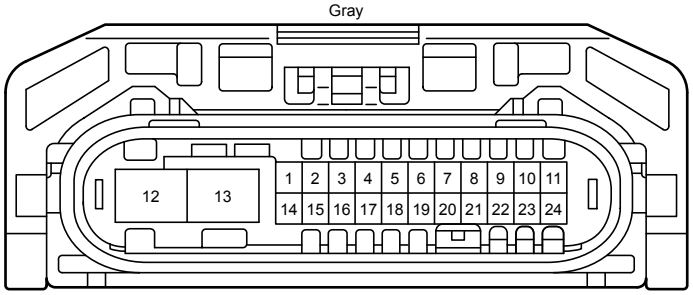

N 2
Black

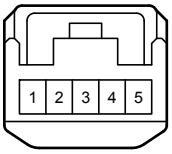

N 3
White

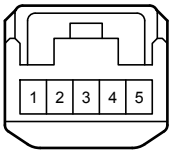

N 6
Black



N 7
Black

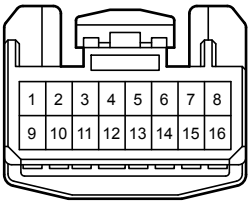

N 8
Black

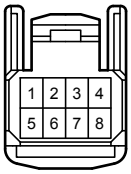

N 11
White

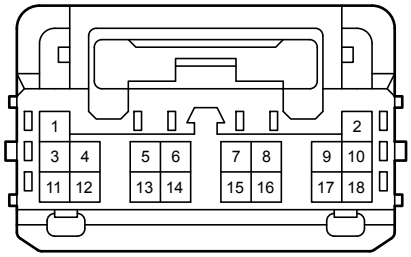

N 12
White

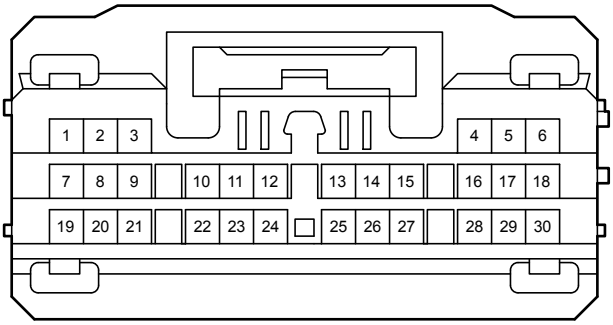

N 13
White

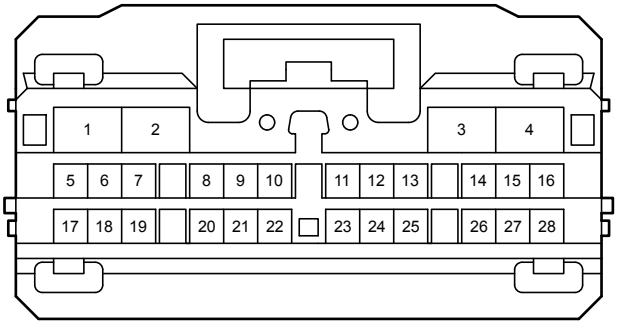

N 23
Black



N 28
Black

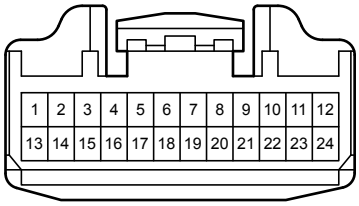

N 31
Black

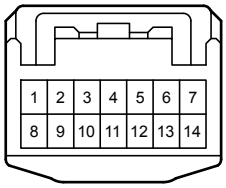

N 35
White

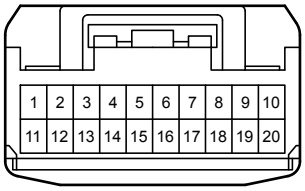

N 40
Black

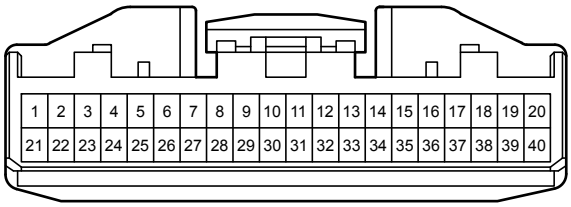

N 41
White



N 42
Black

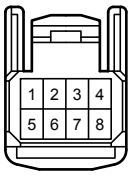

N 43
Black

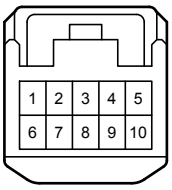

N 46
Blue

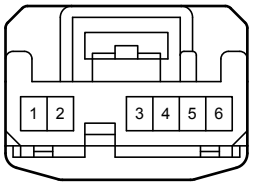

N 56
Black

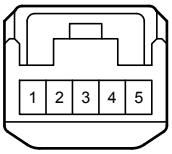

N 57
White

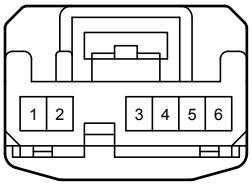

N 58
White

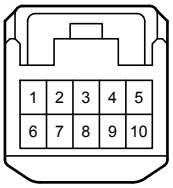

N 59
Black

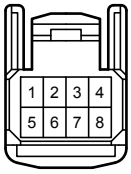

N 60
White



N 62
Black

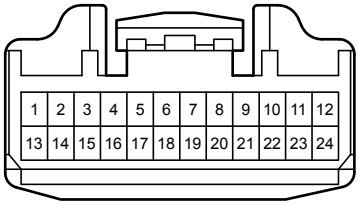

N 64
White



N 65
White

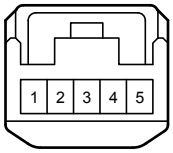

N 68
White

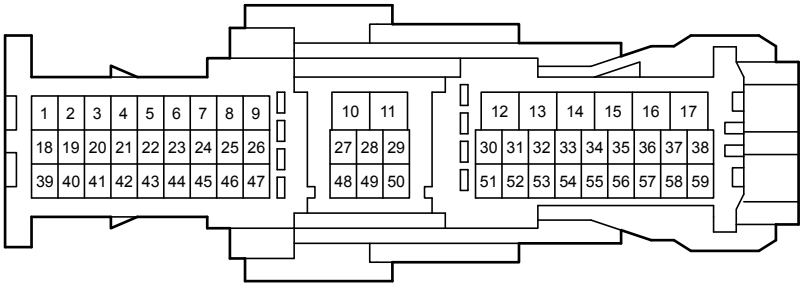

N 72
Black

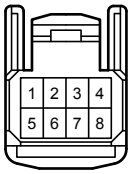

N 85
Gray

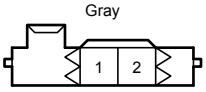

N 88
White

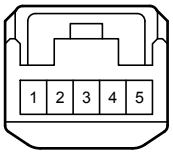

N 93
White

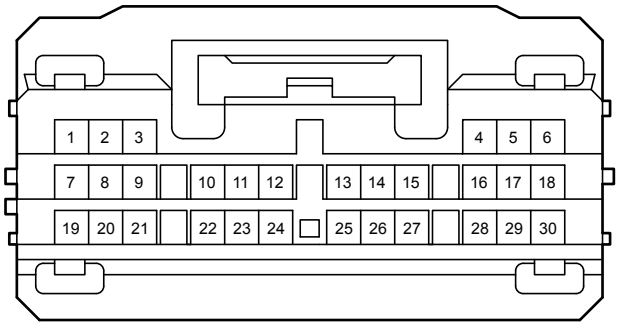

N107
White

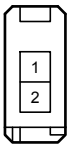

N112
White

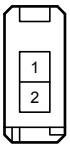

N119
White

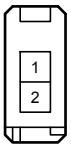

N120
White

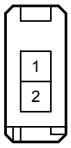

N121
White

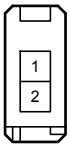

N123
Blue

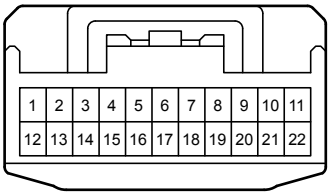

N124
White

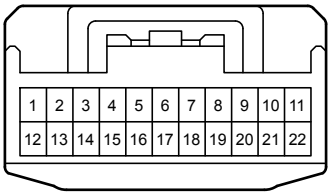

N125
Blue

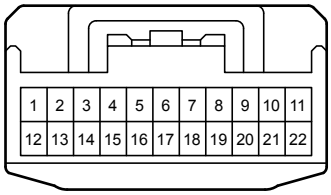

N129
Blue

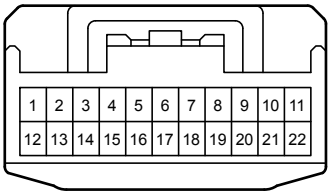

N132
Black

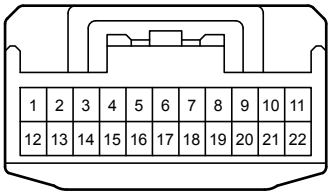

N133
Black

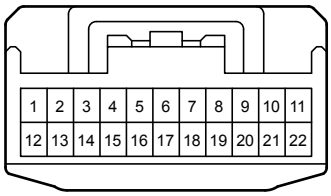

N155
Black

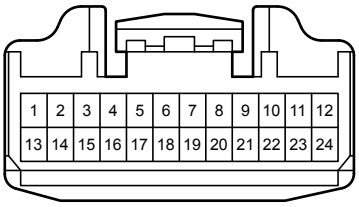

N162
White

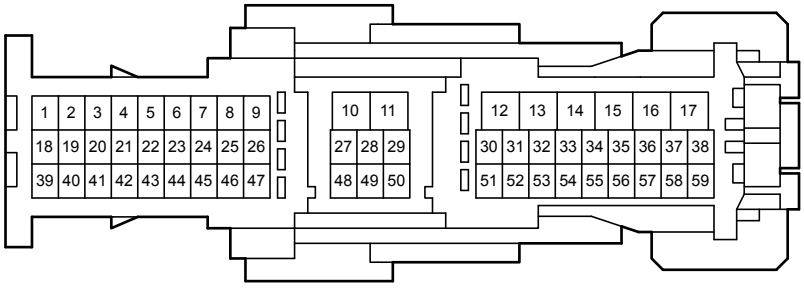

N163
Blue

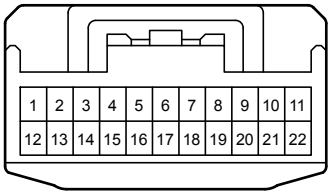

N175
White

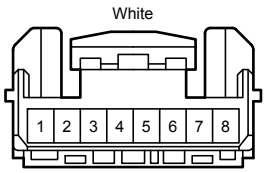

N180
Gray

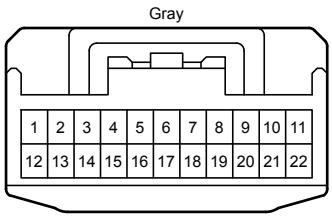

N181
Gray

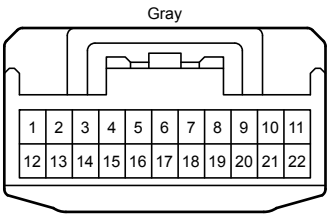

N185
White

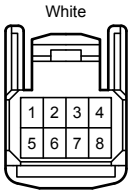

O 1
Blue

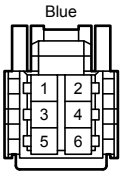

Q 3
White

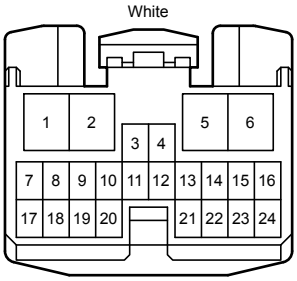

Q 4
White

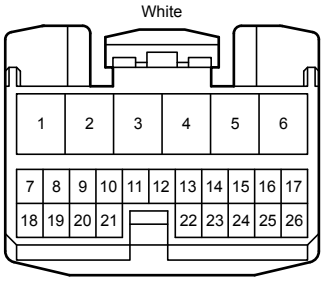

Q 7
White

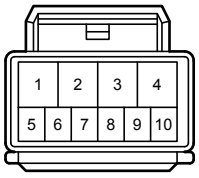

Q 10
White

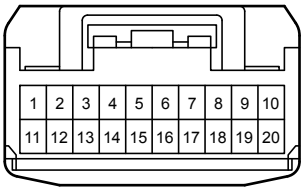

Q 18
White

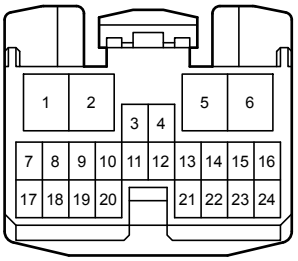

Q 19
White

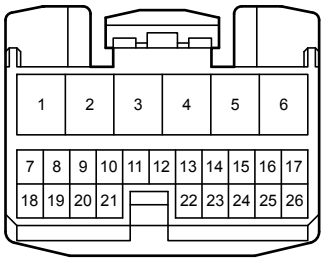

Q 22
White

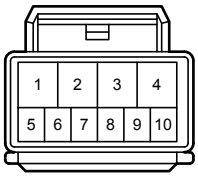

Q 24
White

R 2
White

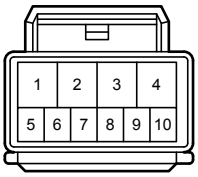

R 10
White

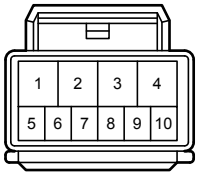

T 44
Blue



T 45
Blue



U 43
White

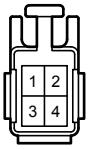

U 45
White

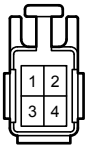

U 52
Blue

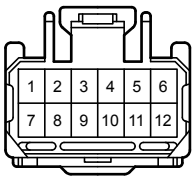

U 53
Blue

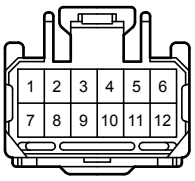

U 54
Blue

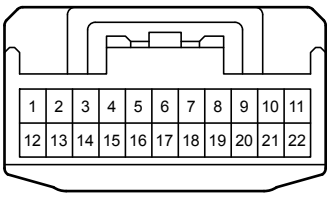

U 65
White

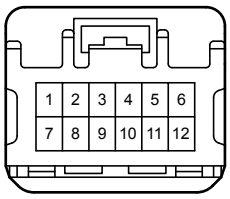

W 1
Black

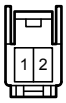

Y 9
White

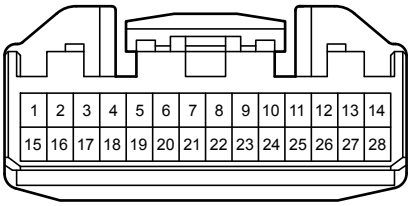

Y 11
White

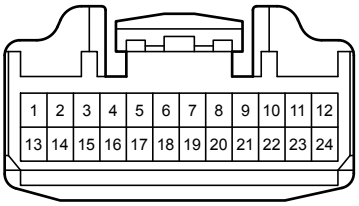

Y 20
White

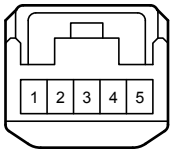

Z 1
White

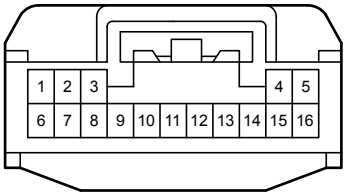

a 1
White



a 3
White

a 6
White

a 10
White



a 11
White

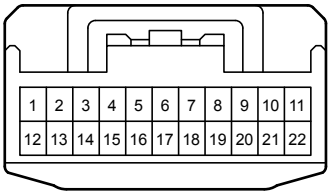

a 12
White

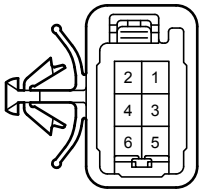

a 14
White

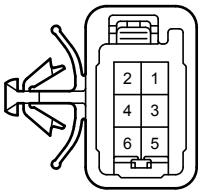

z 4
Black

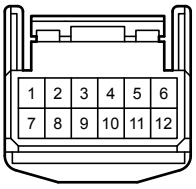

1C

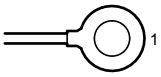

2A
Black

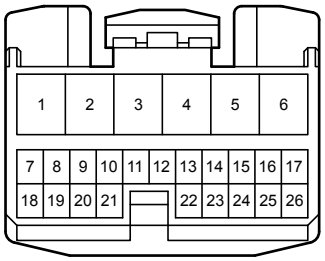

2B
Black

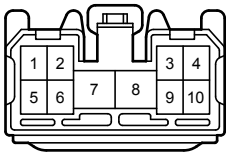

2E
White

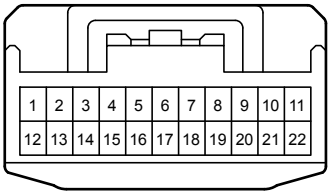

2F
White

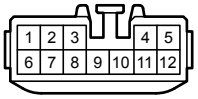

2G
Black



4A
White

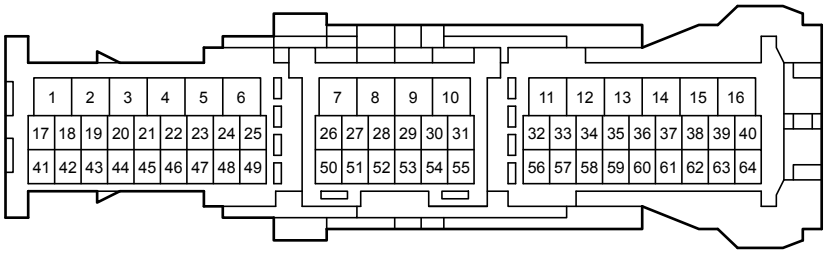

4B
White

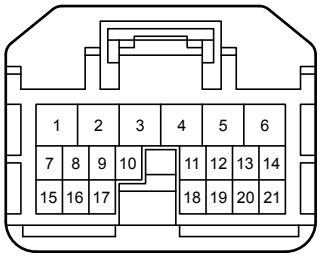

4C
White

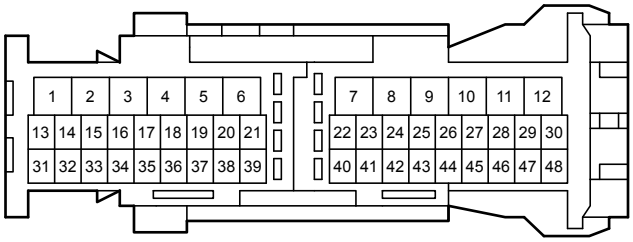

5A
White

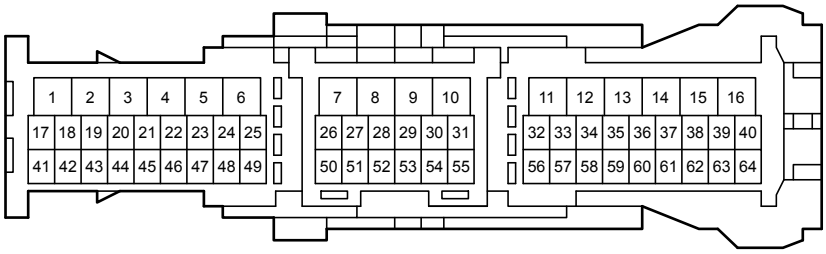

5B
White

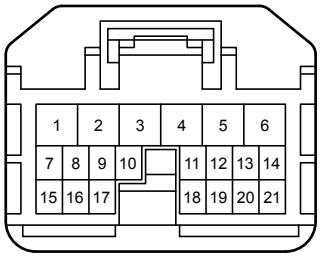

5C
White

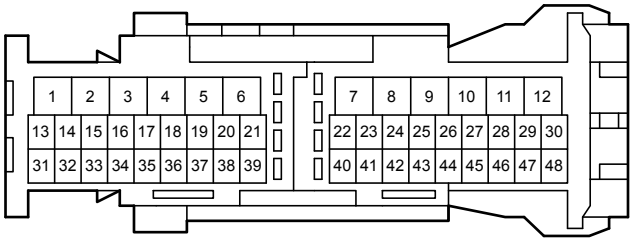

5D
White

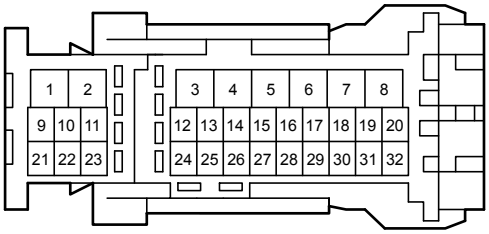

6A
White

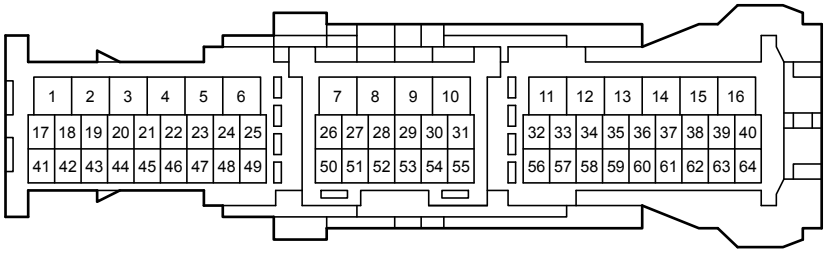

6B
White

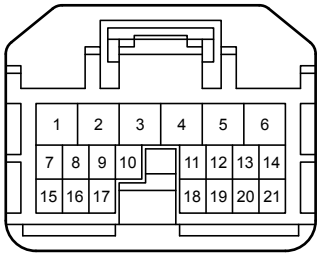

AU1
White

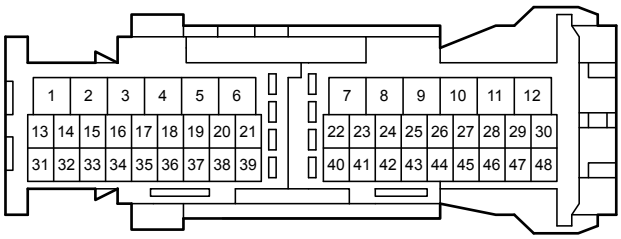

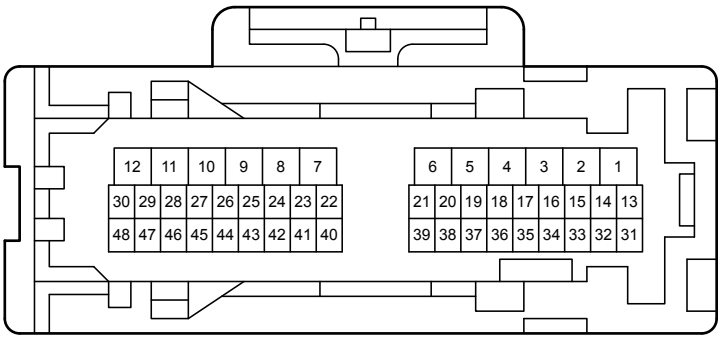

BA2
White

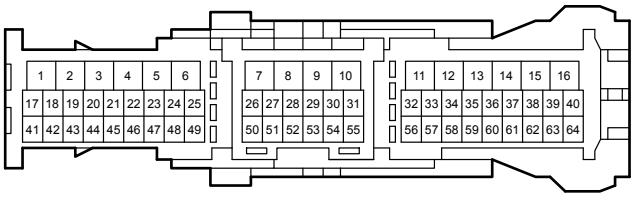

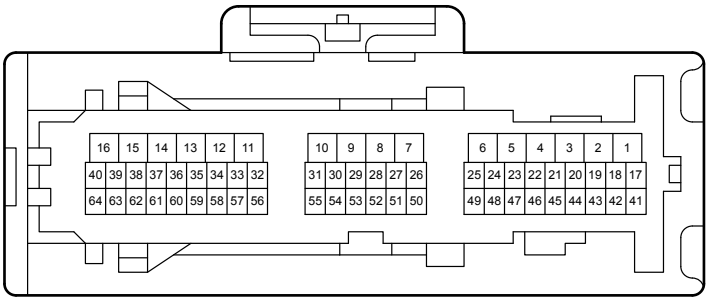

NA1
White

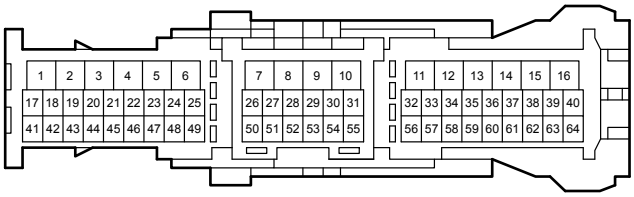

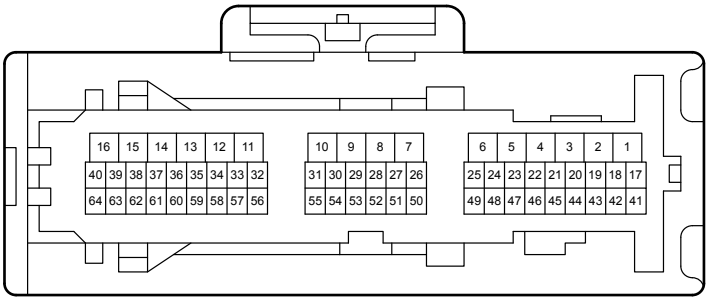

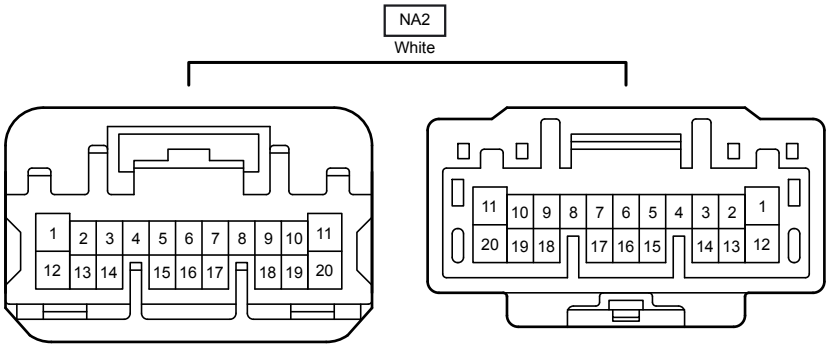
NA2
White
1 2 3 4 5 6 7 8 9 10 11
12 13 14 15 16 17 18 19 20
11 10 9 8 7 6 5 4 3 2 1
20 19 18 17 16 15 14 13 12

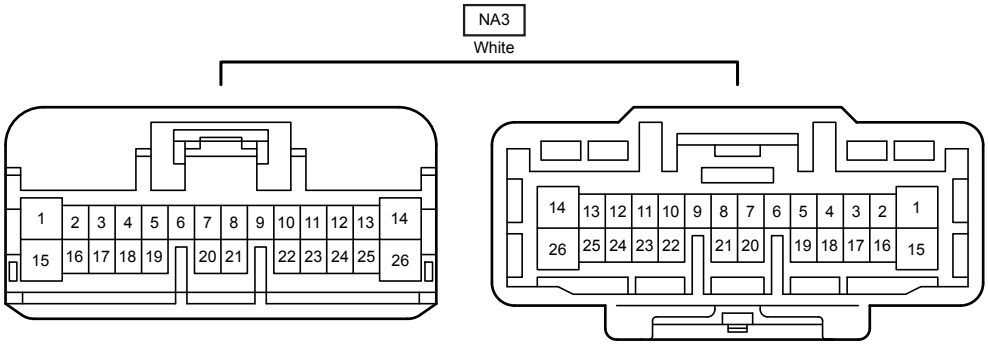
NA3
White
1 2 3 4 5 6 7 8 9 10 11 12 13 14
15 16 17 18 19 20 21 22 23 24 25 26
14 13 12 11 10 9 8 7 6 5 4 3 2 1
26 25 24 23 22 21 20 19 18 17 16 15

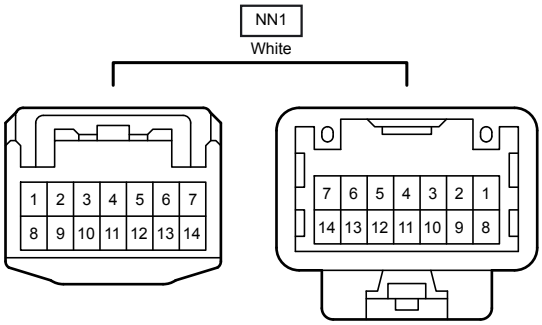
NN1
White
1 2 3 4 5 6 7
8 9 10 11 12 13 14
7 6 5 4 3 2 1
14 13 12 11 10 9 8

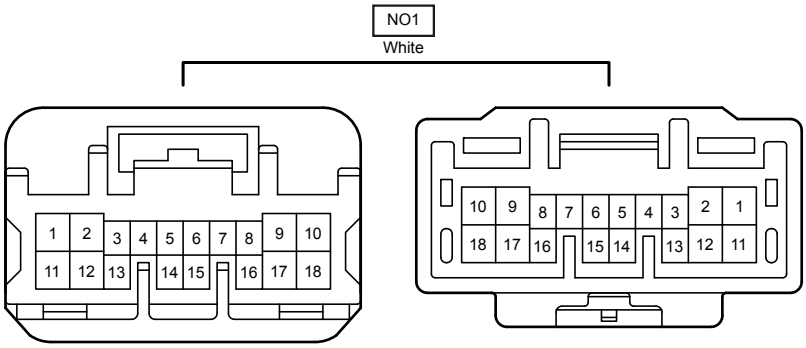
NO1
White
1 2 3 4 5 6 7 8 9 10
11 12 13 14 15 16 17 18
10 9 8 7 6 5 4 3 2 1
18 17 16 15 14 13 12 11

NT1
White

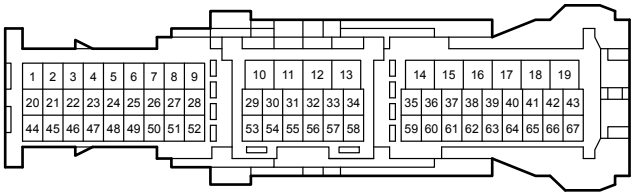

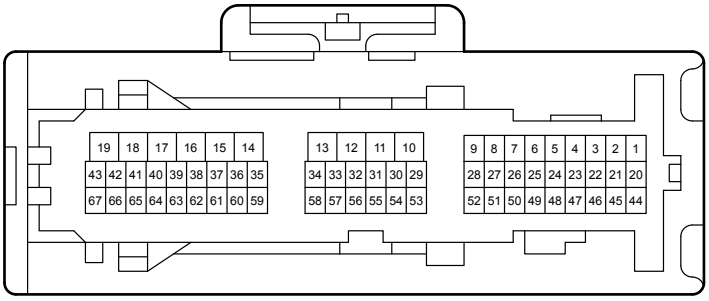

NT2
White

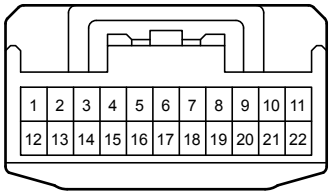

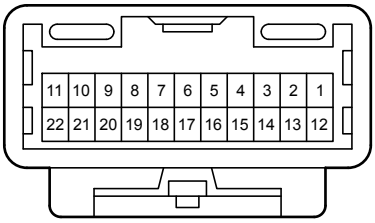

NU1
White

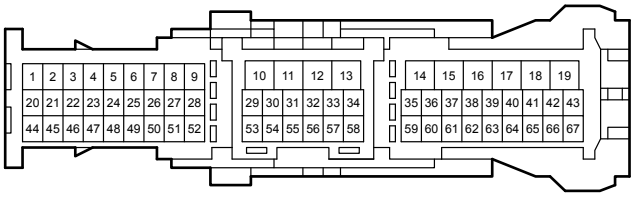

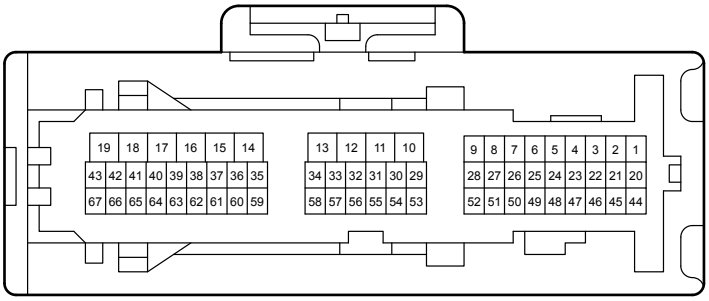

NU2
White

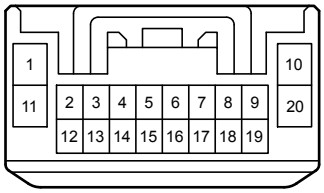

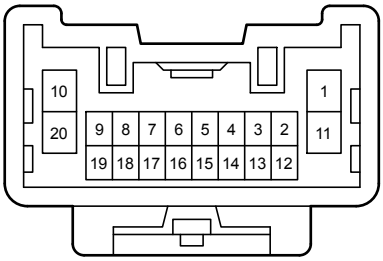

NY1
White

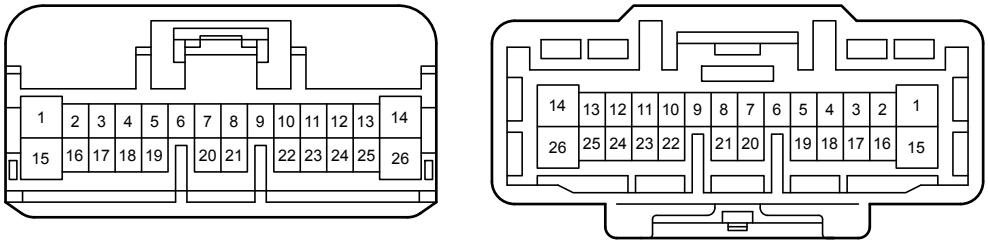

NY2
White

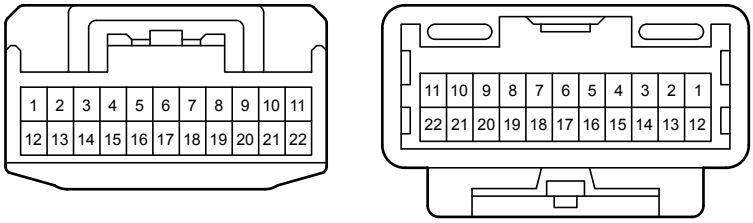

QT1
White

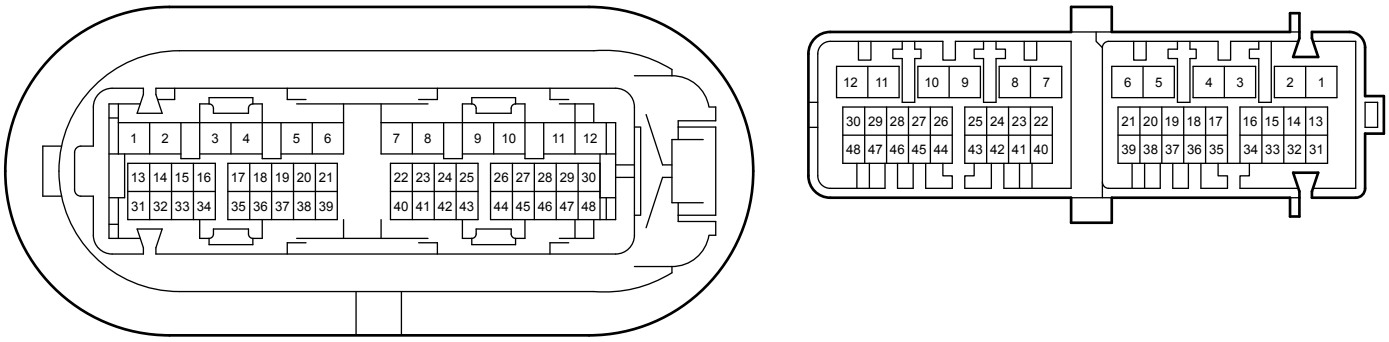

QU1
White

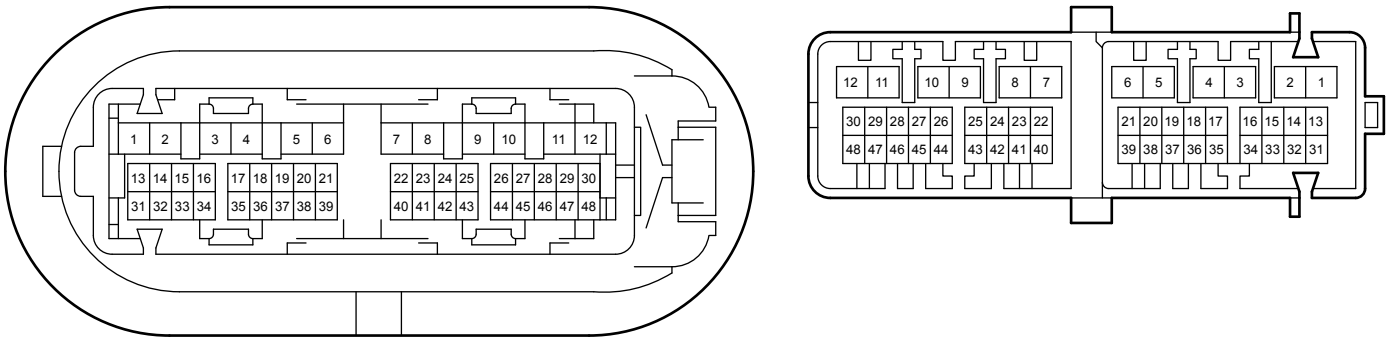

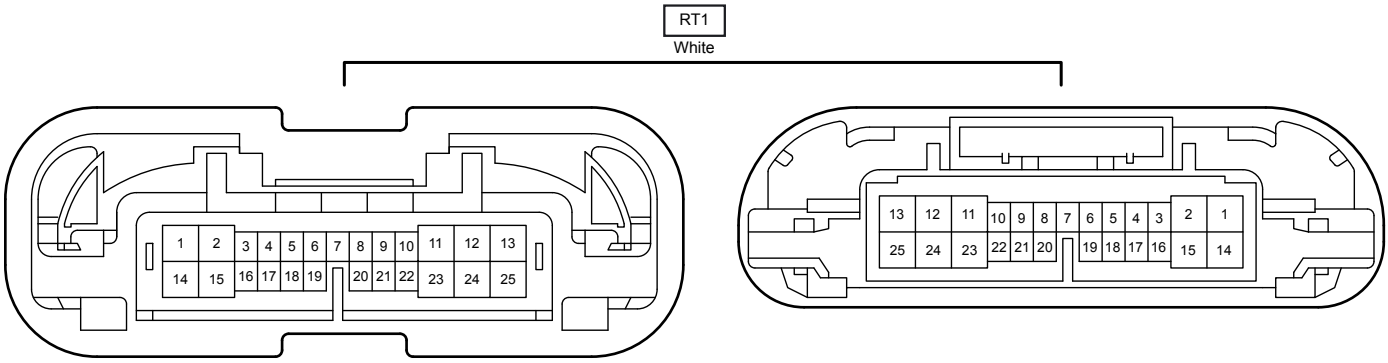
RT1
White
1 2 3 4 5 6 7 8 9 10 11 12 13
14 15 16 17 18 19 20 21 22 23 24 25
13 12 11 10 9 8 7 6 5 4 3 2 1
25 24 23 22 21 20 19 18 17 16 15 14

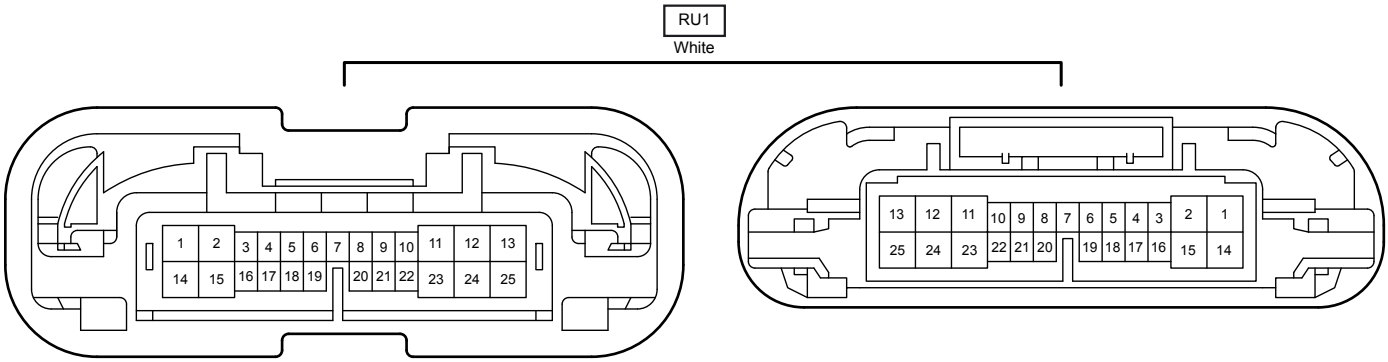
RU1
White
1 2 3 4 5 6 7 8 9 10 11 12 13
14 15 16 17 18 19 20 21 22 23 24 25
13 12 11 10 9 8 7 6 5 4 3 2 1
25 24 23 22 21 20 19 18 17 16 15 14

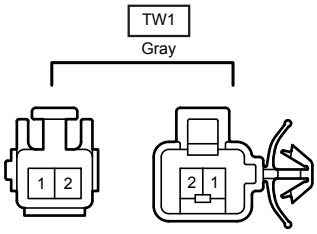
TW1
Gray
1 2
2 1

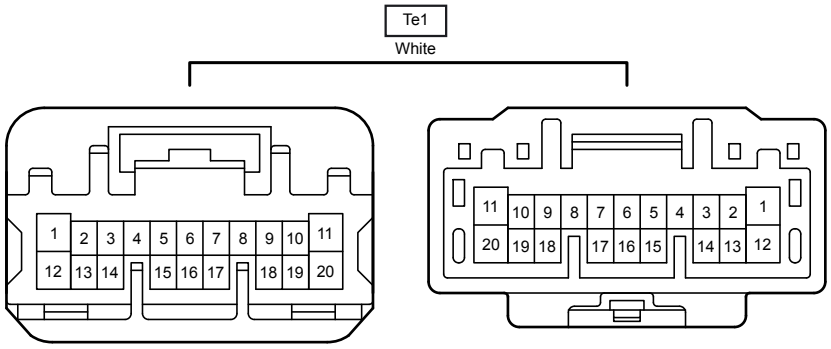
Te1
White
1 2 3 4 5 6 7 8 9 10 11
12 13 14 15 16 17 18 19 20
11 10 9 8 7 6 5 4 3 2 1
20 19 18 17 16 15 14 13 12

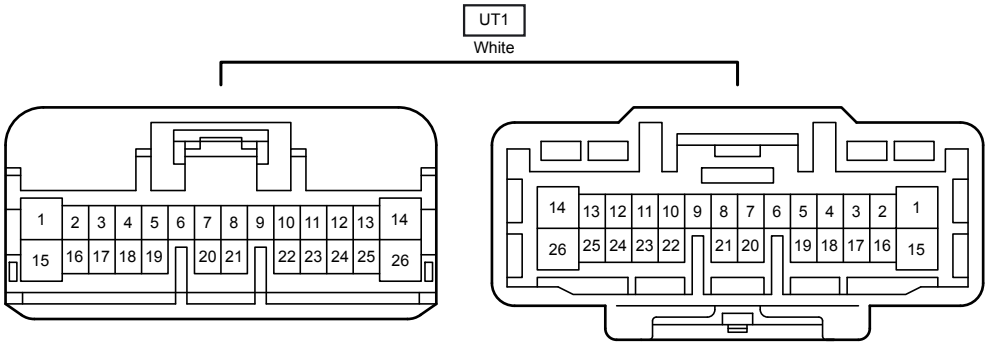
UT1
White
1 2 3 4 5 6 7 8 9 10 11 12 13 14
15 16 17 18 19 20 21 22 23 24 25 26
14 13 12 11 10 9 8 7 6 5 4 3 2 1
26 25 24 23 22 21 20 19 18 17 16 15

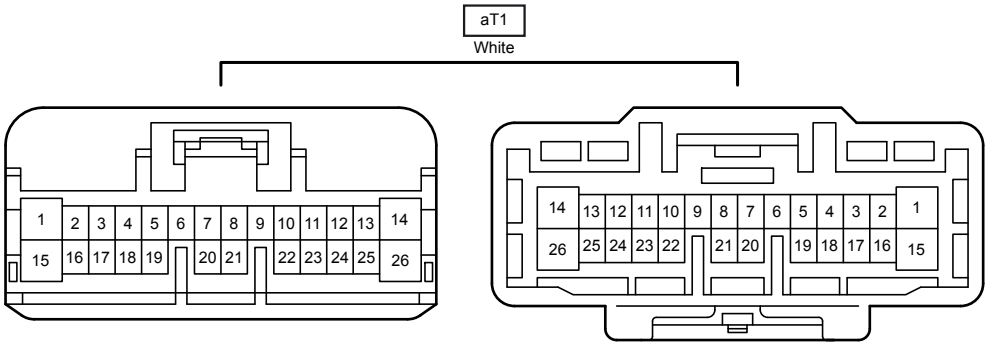
aT1
White
1 2 3 4 5 6 7 8 9 10 11 12 13 14
15 16 17 18 19 20 21 22 23 24 25 26
14 13 12 11 10 9 8 7 6 5 4 3 2 1
26 25 24 23 22 21 20 19 18 17 16 15

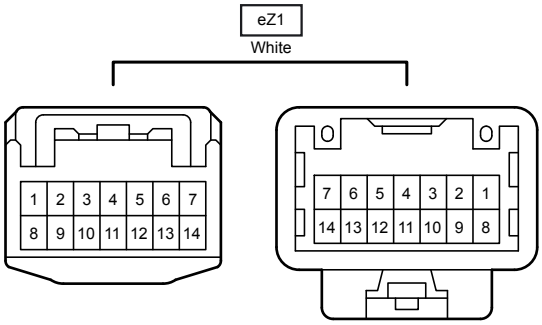
eZ1
White
1 2 3 4 5 6 7
8 9 10 11 12 13 14
7 6 5 4 3 2 1
14 13 12 11 10 9 8