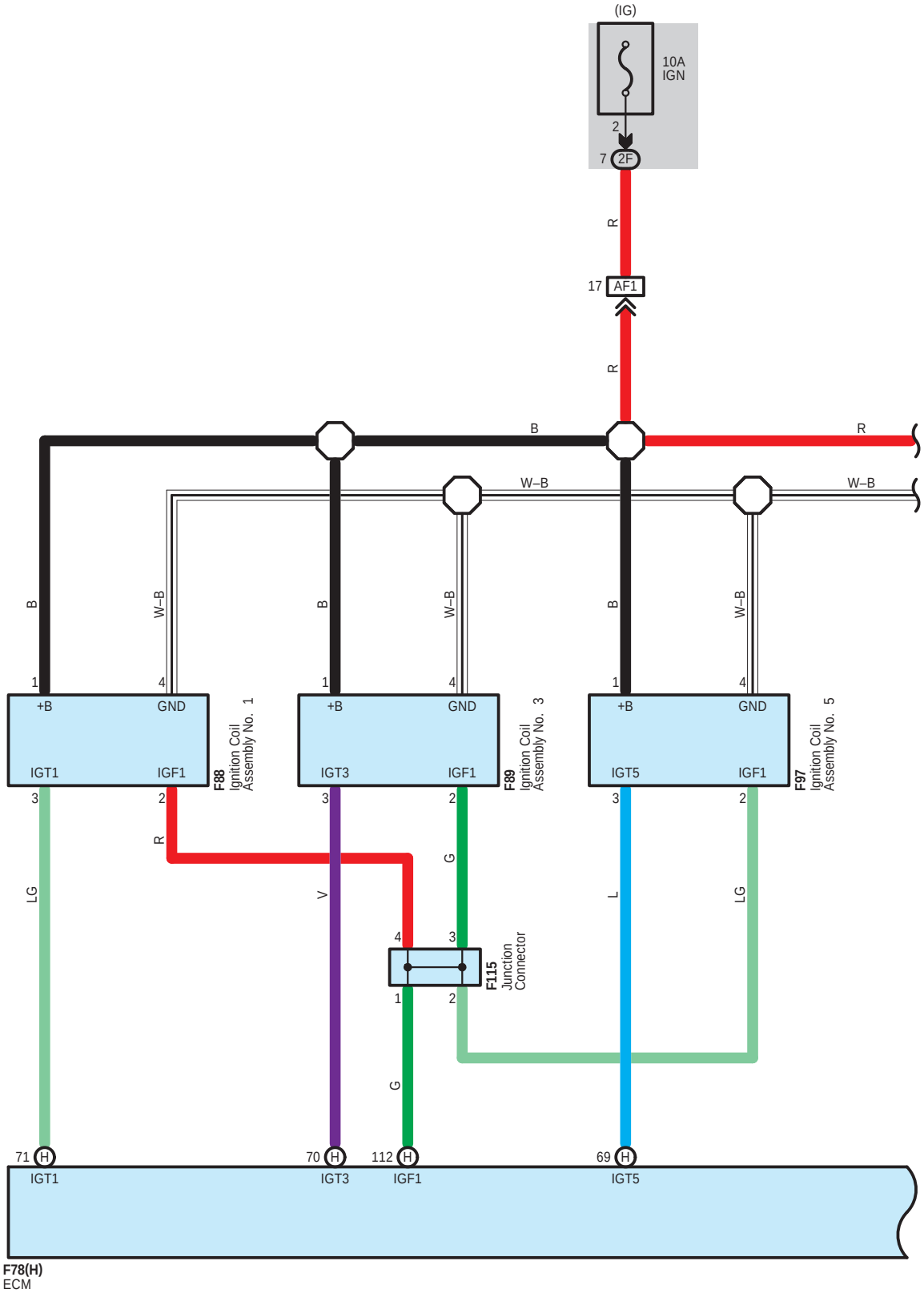
(IG)
10A
IGN
2
7
2F
R
17
AF1
R
B
R
W–B
W–B
B
W–B
B
W–B
B
W–B
1
4
1
4
1
4
+B
GND
IGT1
IGF1
F88
Ignition Coil
Assembly No. 1
+B
GND
IGT3
IGF1
F89
Ignition Coil
Assembly No. 3
+B
GND
IGT5
IGF1
F97
Ignition Coil
Assembly No. 5
3
2
3
2
3
2
R
G
LG
V
L
LG
4
3
F115
Junction
Connector
1
2
G
71
H
IGT1
70
H
IGT3
112
H
IGF1
69
H
IGT5
F78(H)
ECM

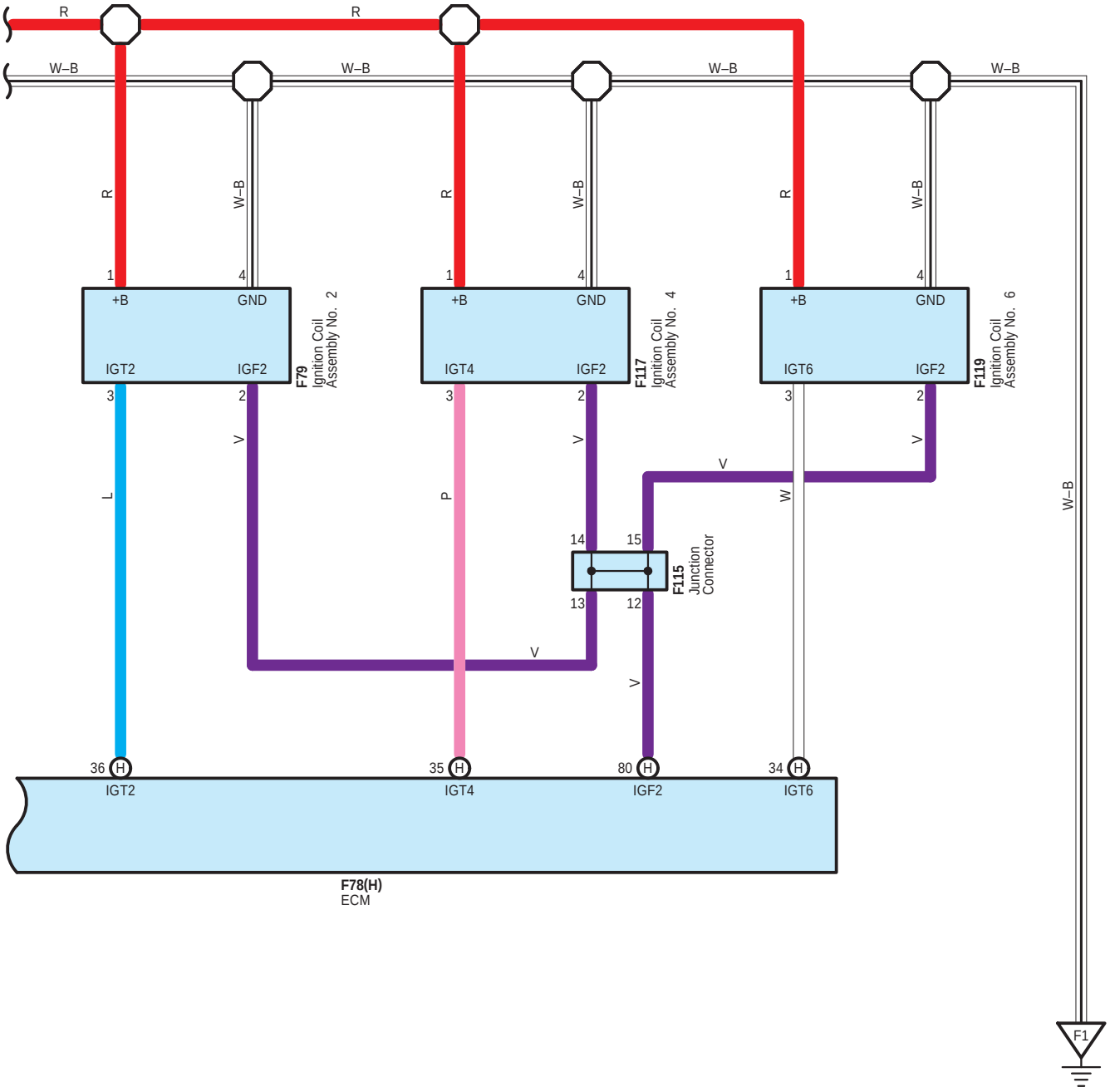
R
R
W–B
W–B
W–B
W–B
R
W–B
R
W–B
R
W–B
1
4
1
4
1
4
+B
GND
IGT2
IGF2
F79
Ignition Coil
Assembly No. 2
+B
GND
IGT4
IGF2
F117
Ignition Coil
Assembly No. 4
+B
GND
IGT6
IGF2
F119
Ignition Coil
Assembly No. 6
3
2
3
2
3
2
V
V
V
V
L
P
W
W–B
14
15
13
12
F115
Junction
Connector
V
V
36
35
80
34
IGT2
IGT4
IGF2
IGT6
F78(H)
ECM
F1

F 78
Black

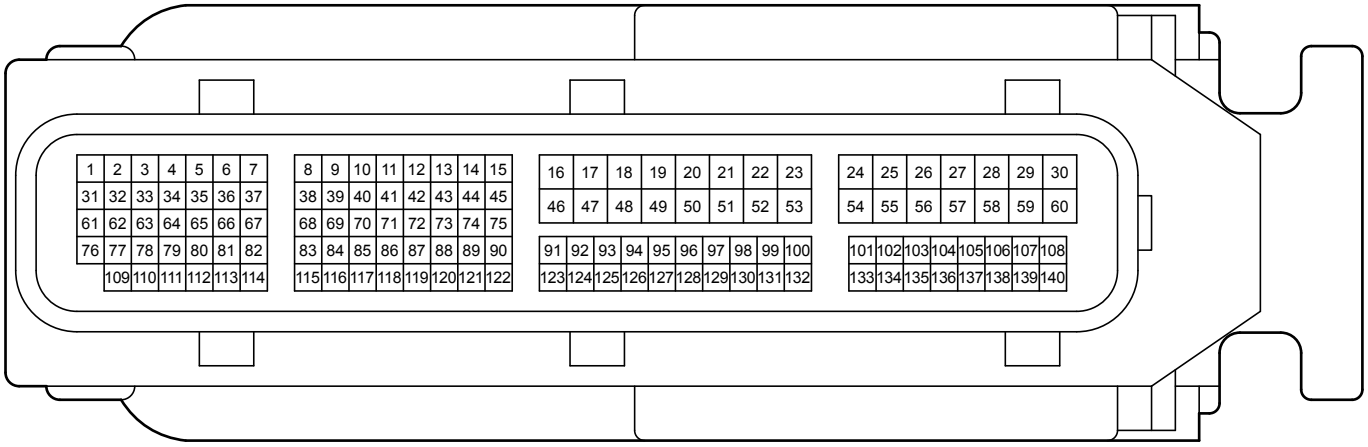

F 79
Gray

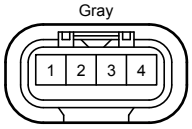

F 88
Black

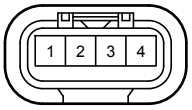

(8AR-FTS)

F 88
Gray

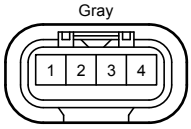

(2GR-FKS)

F 89
Black

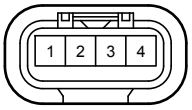

F 97
Gray

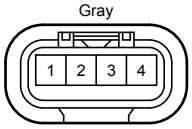

F115
Blue

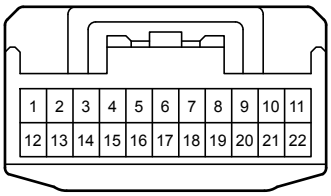

F117
Black

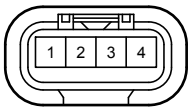

F119
Gray

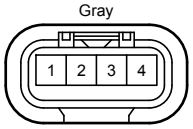

2F
White

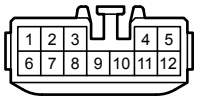
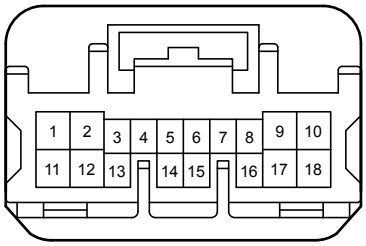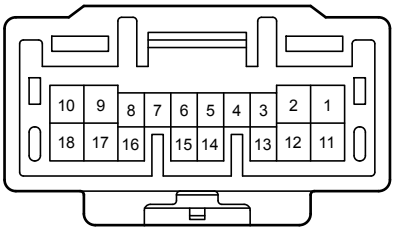
AF1
Gray