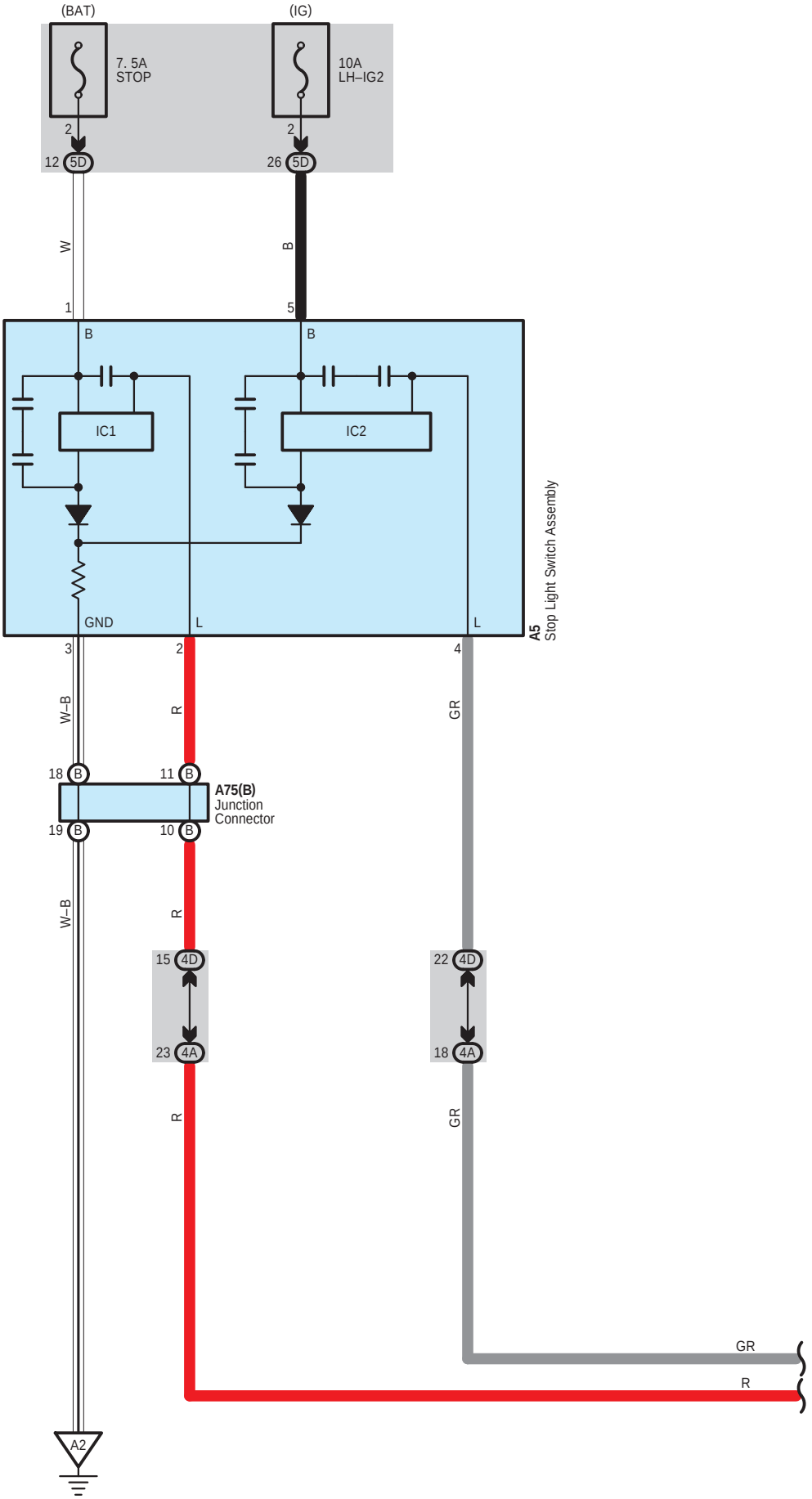

∗ 1 : w/ Stop & Start System
∗ 4 : Korea
∗ 5 : Except Korea

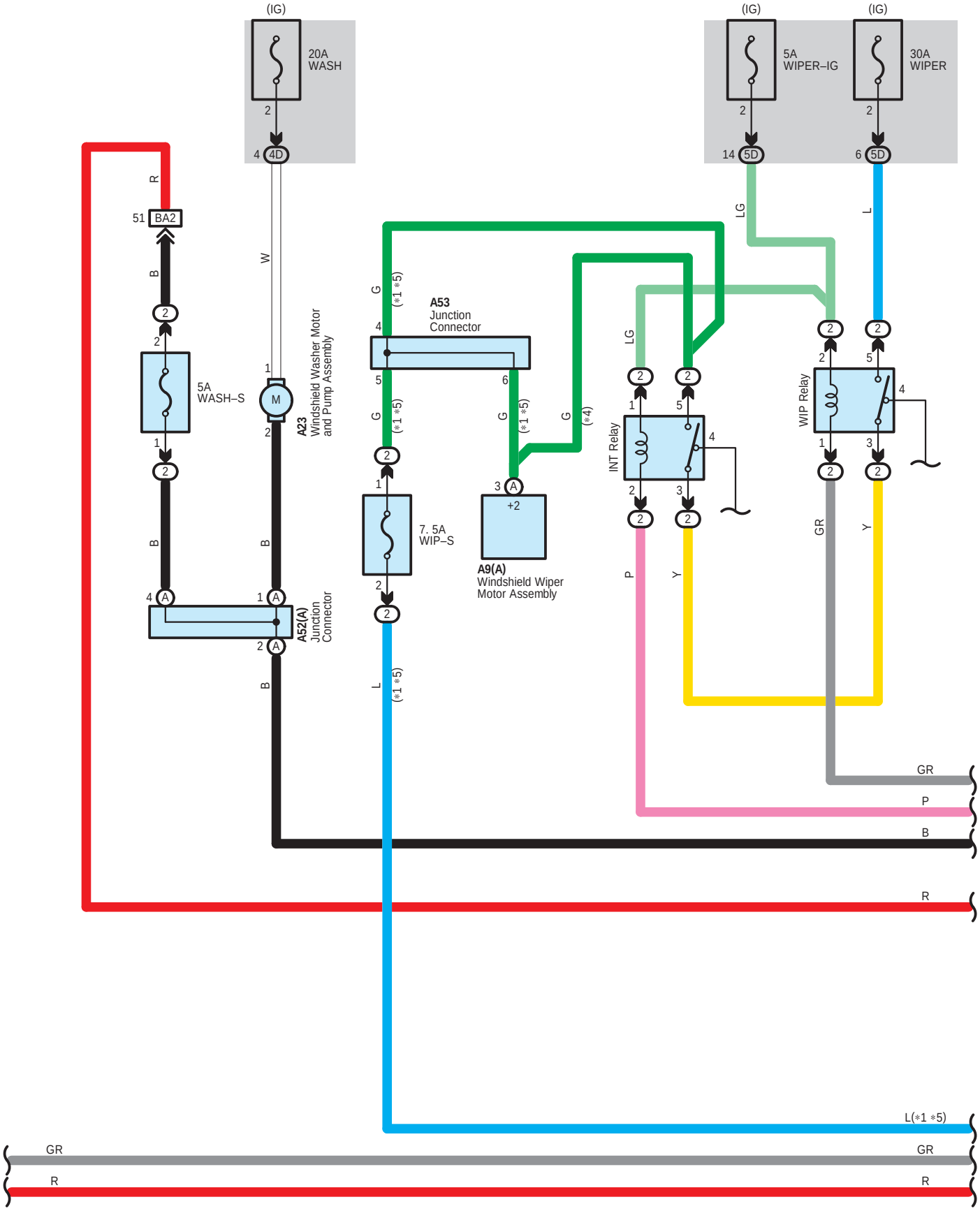
(IG)
20A
WASH
(IG)
5A
WIPER–IG
(IG)
30A
WIPER
BA2
5A
WASH–S
Windshield Washer Motor
and Pump Assembly
A23
A53
Junction
Connector
7. 5A
WIP–S
A9(A)
Windshield Wiper
Motor Assembly
INT Relay
WIP Relay
A52(A)
Junction
Connector
(*1 *5)
(*4)
GR
P
B
R
L(*1 *5)
GR
R

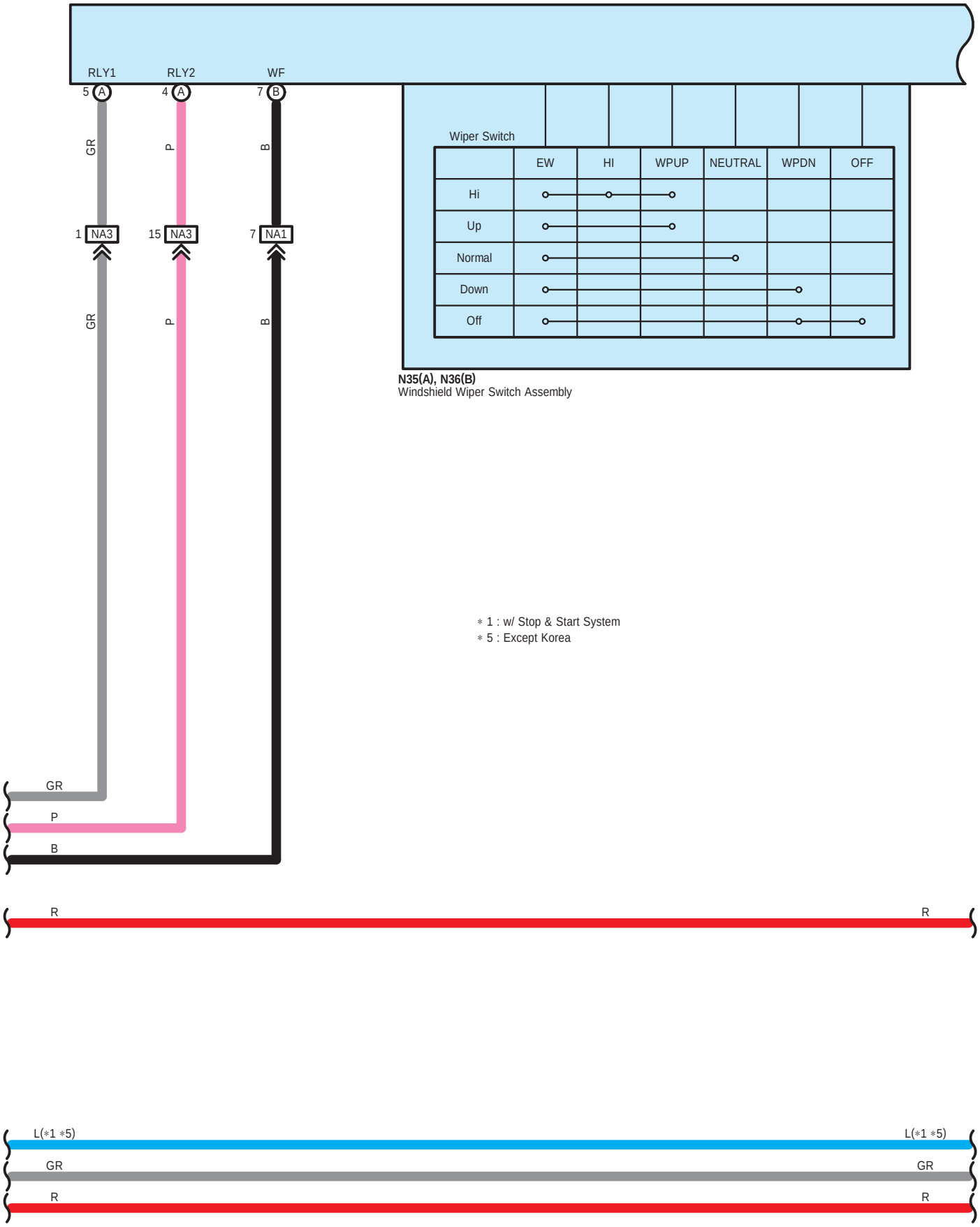
RLY1
RLY2
WF
5 A
4 A
7 B
GR
P
B
1 NA3
15 NA3
7 NA1
GR
P
B
Wiper Switch
EW
HI
WPUP
NEUTRAL
WPDN
OFF
Hi
Up
Normal
Down
Off
N35(A), N36(B)
Windshield Wiper Switch Assembly
∗ 1 : w/ Stop & Start System
∗ 5 : Except Korea
GR
P
B
R
R
L(∗1 ∗5)
L(∗1 ∗5)
GR
GR
R
R

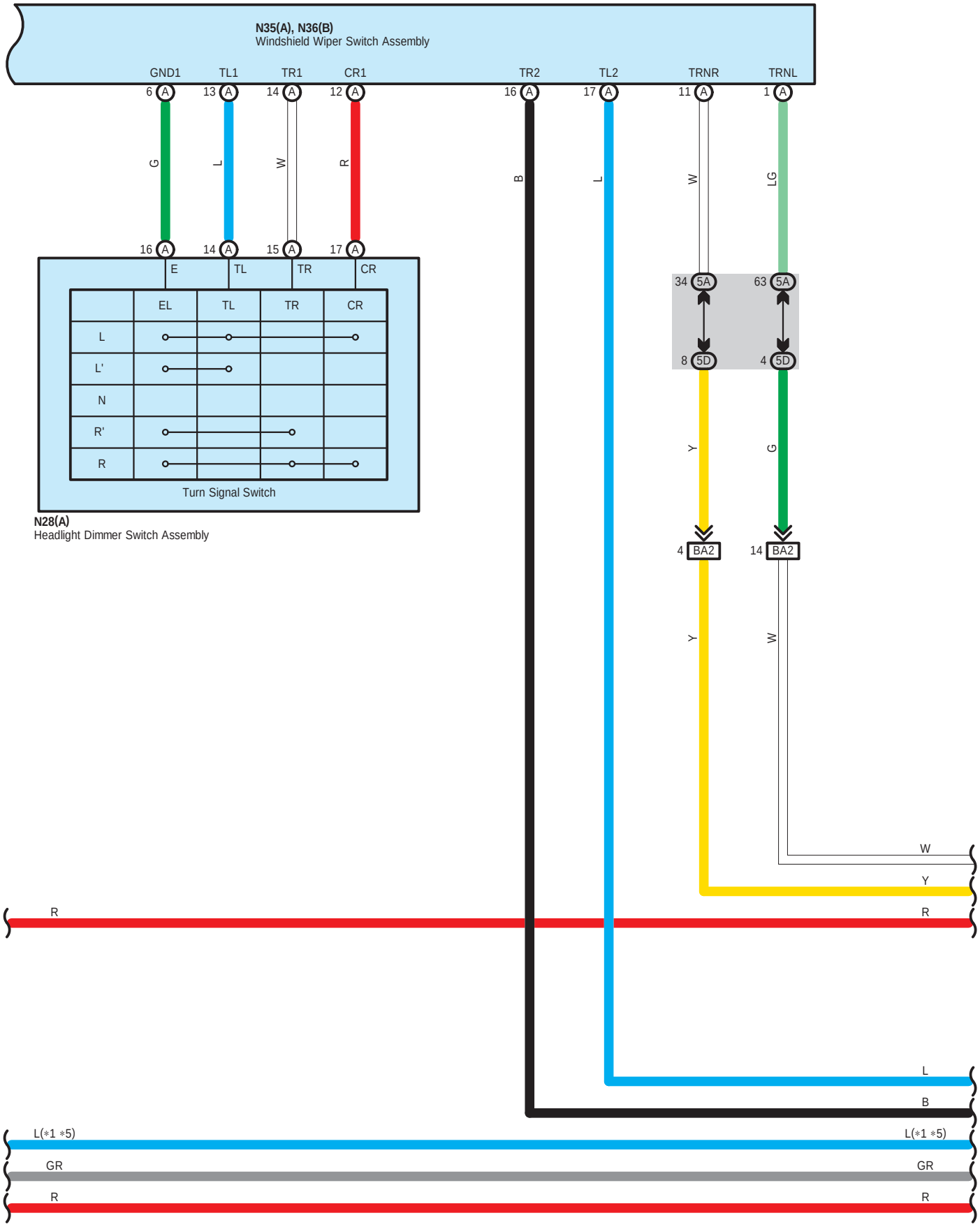
N35(A), N36(B)
Windshield Wiper Switch Assembly
GND1
TL1
TR1
CR1
TR2
TL2
TRNR
TRNL
6 A
13 A
14 A
12 A
16 A
17 A
11 A
1 A
G
L
W
R
B
L
W
LG
16 A
14 A
15 A
17 A
E
TL
TR
CR
EL
TL
TR
CR
L
L'
N
R'
R
Turn Signal Switch
N28(A)
Headlight Dimmer Switch Assembly
34 5A
63 5A
8 5D
4 5D
Y
G
4 BA2
14 BA2
Y
W
W
Y
R
R
L
B
L(*1 *5)
L(*1 *5)
GR
GR
R
R

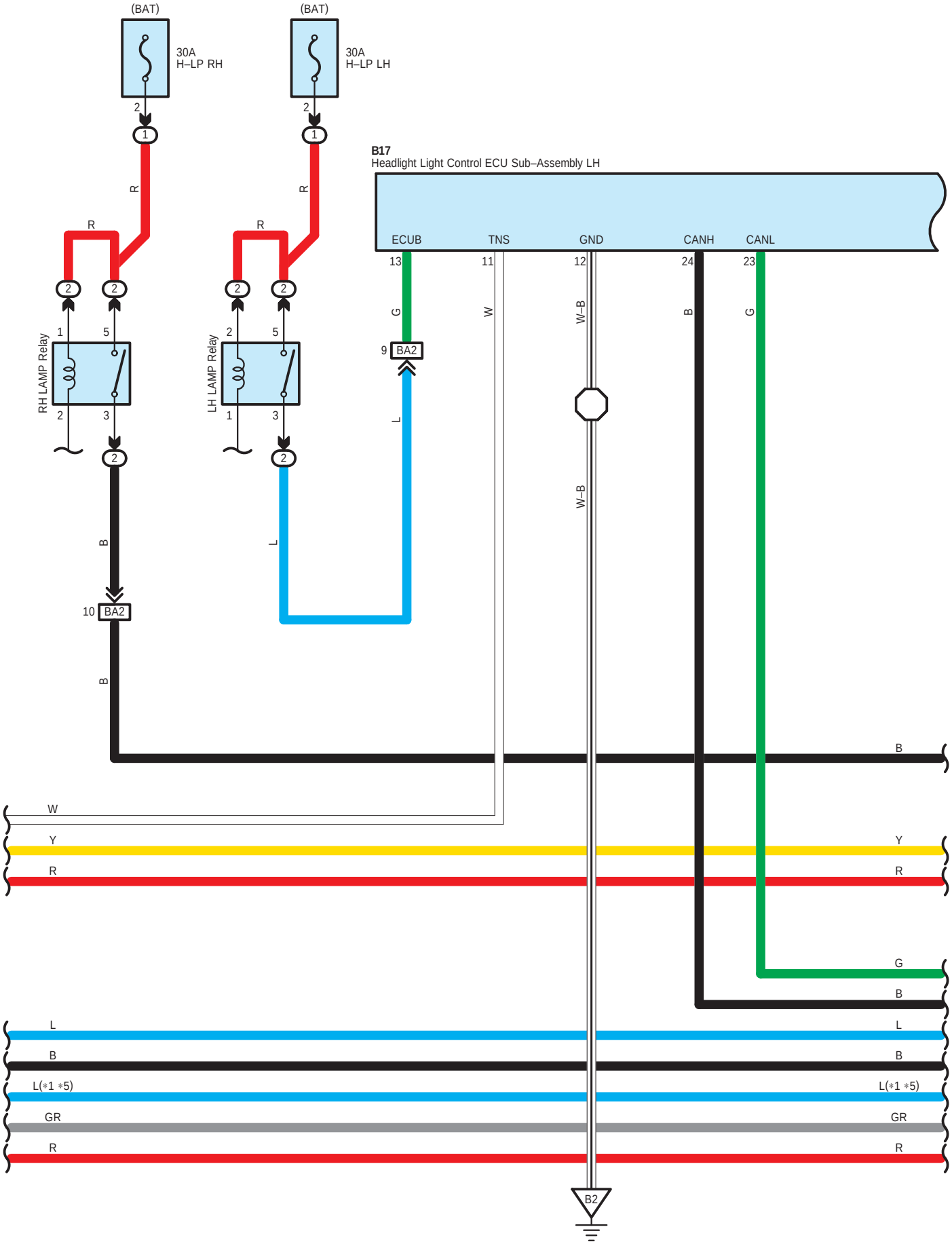
(BAT)
30A
H–LP RH
(BAT)
30A
H–LP LH
B17
Headlight Light Control ECU Sub–Assembly LH
ECUB
TNS
GND
CANH
CANL
RH LAMP Relay
LH LAMP Relay
BA2
B2
W
Y
R
G
B
L
L(*1 *5)
GR

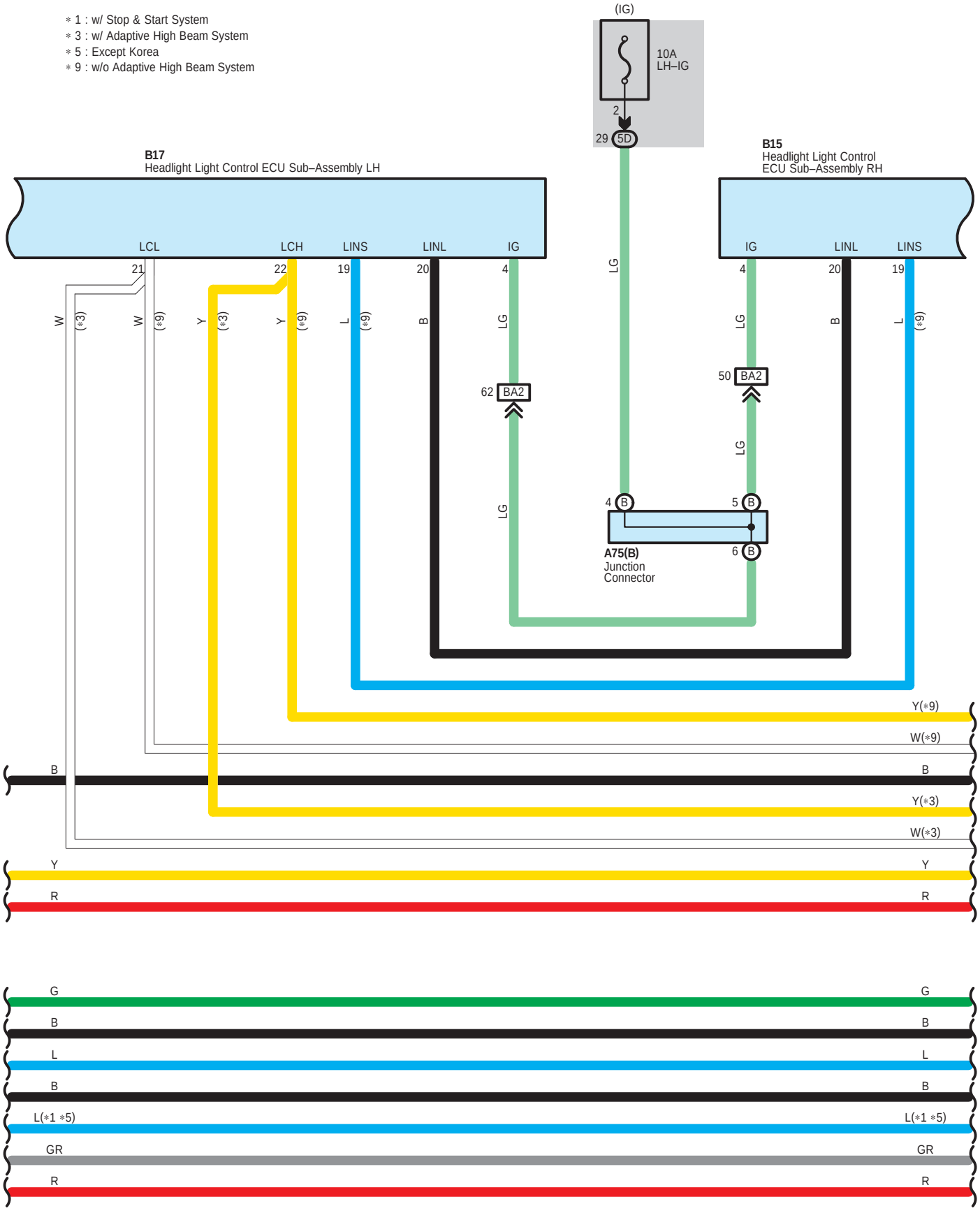
∗1 : w/ Stop & Start System
∗3 : w/ Adaptive High Beam System
∗5 : Except Korea
∗9 : w/o Adaptive High Beam System
(IG)
10A
LH–IG
2
29 5D
B17
Headlight Light Control ECU Sub–Assembly LH
B15
Headlight Light Control
ECU Sub–Assembly RH
LCL
LCH
LINS
LINL
IG
21
22
19
20
4
W
(∗3)
W
(∗9)
Y
(∗3)
Y
(∗9)
L
(∗9)
B
LG
62 BA2
LG
LG
4 B
5 B
6 B
A75(B)
Junction
Connector
IG
LINL
LINS
4
20
19
LG
B
L
(∗9)
50 BA2
LG
Y(∗9)
W(∗9)
B
B
Y(∗3)
W(∗3)
Y
Y
R
R
G
G
B
B
L
L
B
B
L(∗1 ∗5)
L(∗1 ∗5)
GR
GR
R
R

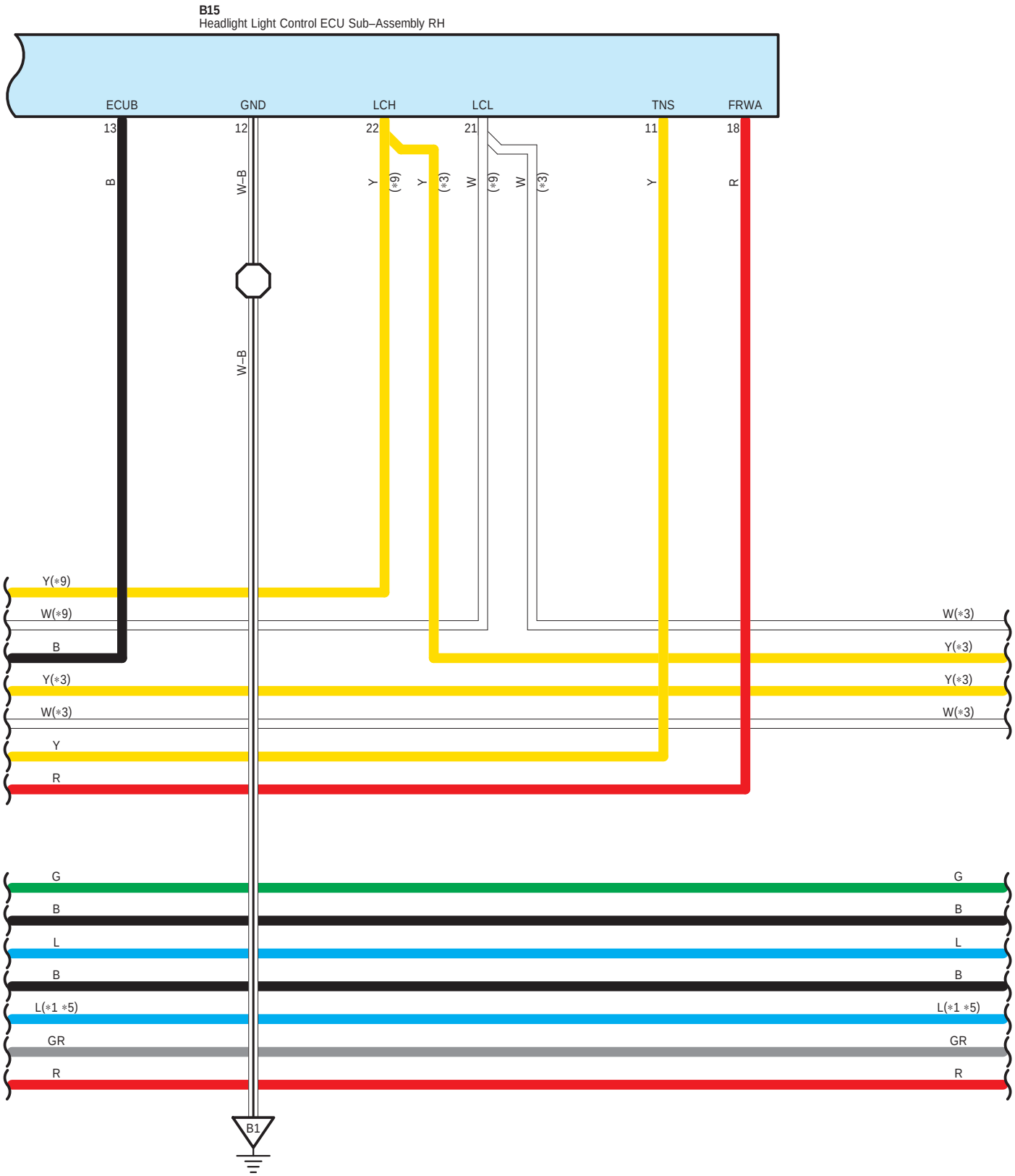
B15
Headlight Light Control ECU Sub–Assembly RH
ECUB
GND
LCH
LCL
TNS
FRWA
13
12
22
21
11
18
B
W–B
Y
(*9)
Y
(*3)
W
(*9)
W
(*3)
Y
R
W–B
Y(*9)
W(*9)
B
Y(*3)
W(*3)
Y
R
W(*3)
Y(*3)
Y(*3)
W(*3)
G
B
L
B
L(*1 *5)
GR
R
G
B
L
B
L(*1 *5)
GR
R
B1

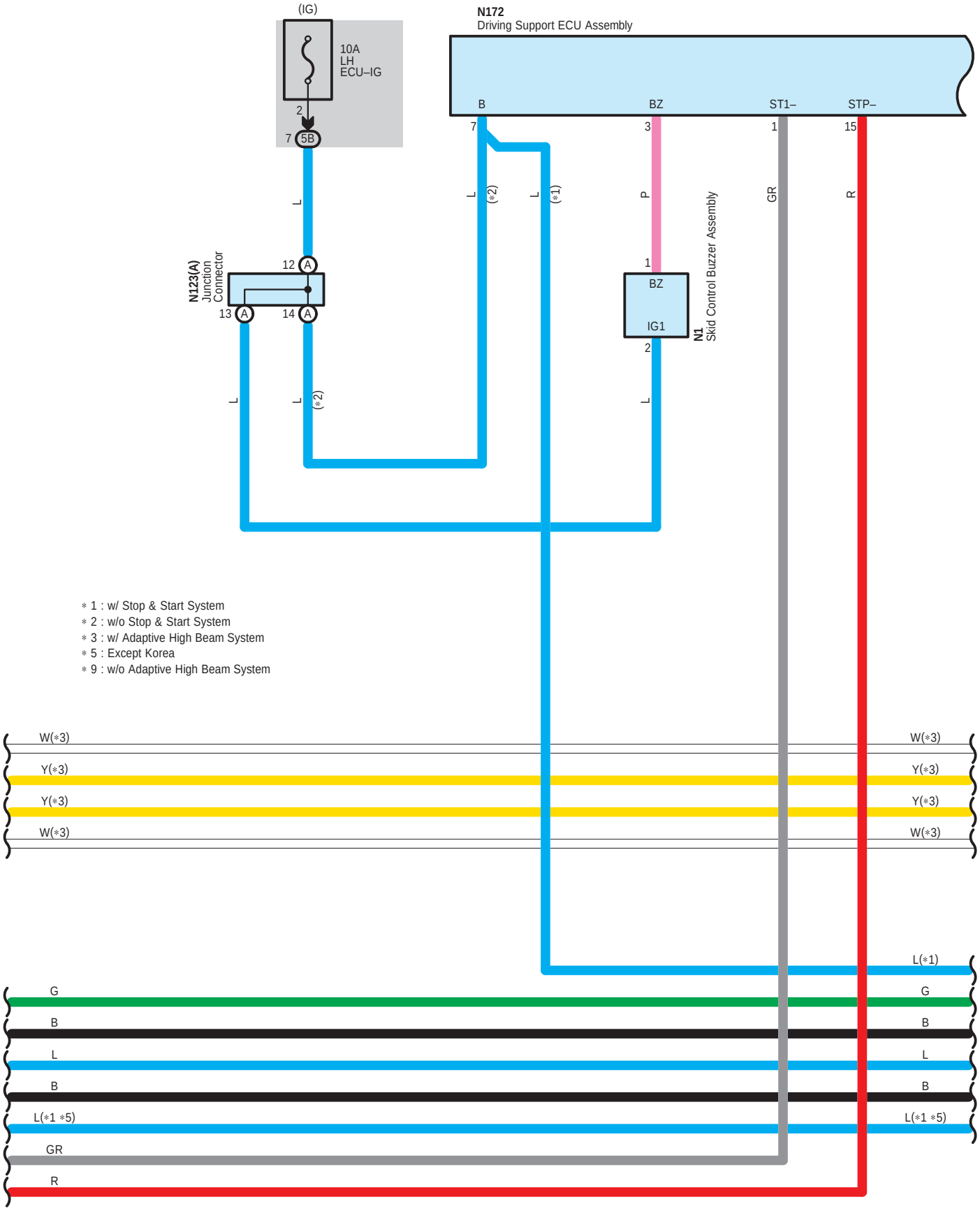
(IG)
10A
LH
ECU–IG
2
7 5B
N172
Driving Support ECU Assembly
B
BZ
ST1–
STP–
7
3
1
15
L
L (*2)
L (*1)
P
GR
R
N123(A)
Junction
Connector
12 A
13 A
14 A
1
BZ
IG1
2
N1
Skid Control Buzzer Assembly
L
L (*2)
L
* 1 : w/ Stop & Start System
* 2 : w/o Stop & Start System
* 3 : w/ Adaptive High Beam System
* 5 : Except Korea
* 9 : w/o Adaptive High Beam System
W(*3)
Y(*3)
Y(*3)
W(*3)
W(*3)
Y(*3)
Y(*3)
W(*3)
L(*1)
G
B
L
B
L(*1 *5)
GR
R
G
B
L
B
L(*1 *5)

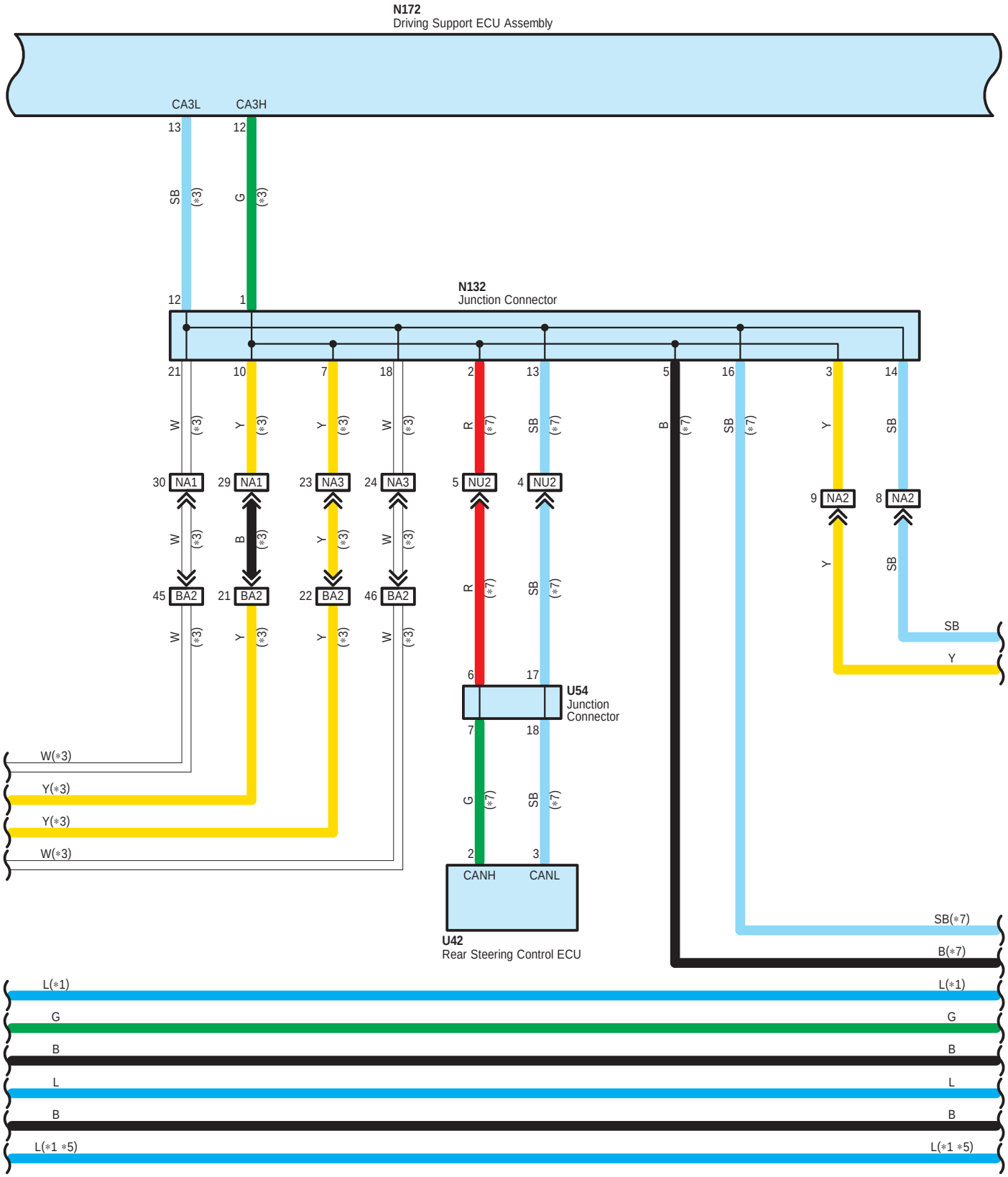
N172
Driving Support ECU Assembly
CA3L
CA3H
13
12
SB
(*3)
G
(*3)
N132
Junction Connector
12
1
21
10
7
18
2
13
5
16
3
14
W
(*3)
Y
(*3)
Y
(*3)
W
(*3)
R
(*7)
SB
(*7)
B
(*7)
SB
(*7)
Y
SB
30 NA1
29 NA1
23 NA3
24 NA3
5 NU2
4 NU2
9 NA2
8 NA2
W
(*3)
B
(*3)
Y
(*3)
W
(*3)
R
(*7)
SB
(*7)
Y
SB
45 BA2
21 BA2
22 BA2
46 BA2
W
(*3)
Y
(*3)
Y
(*3)
W
(*3)
SB
Y
6
17
U54
Junction
Connector
7
18
W(*3)
Y(*3)
Y(*3)
W(*3)
G
(*7)
SB
(*7)
2
3
CANH
CANL
U42
Rear Steering Control ECU
SB(*7)
B(*7)
L(*1)
L(*1)
G
G
B
B
L
L
B
B
L(*1 *5)
L(*1 *5)

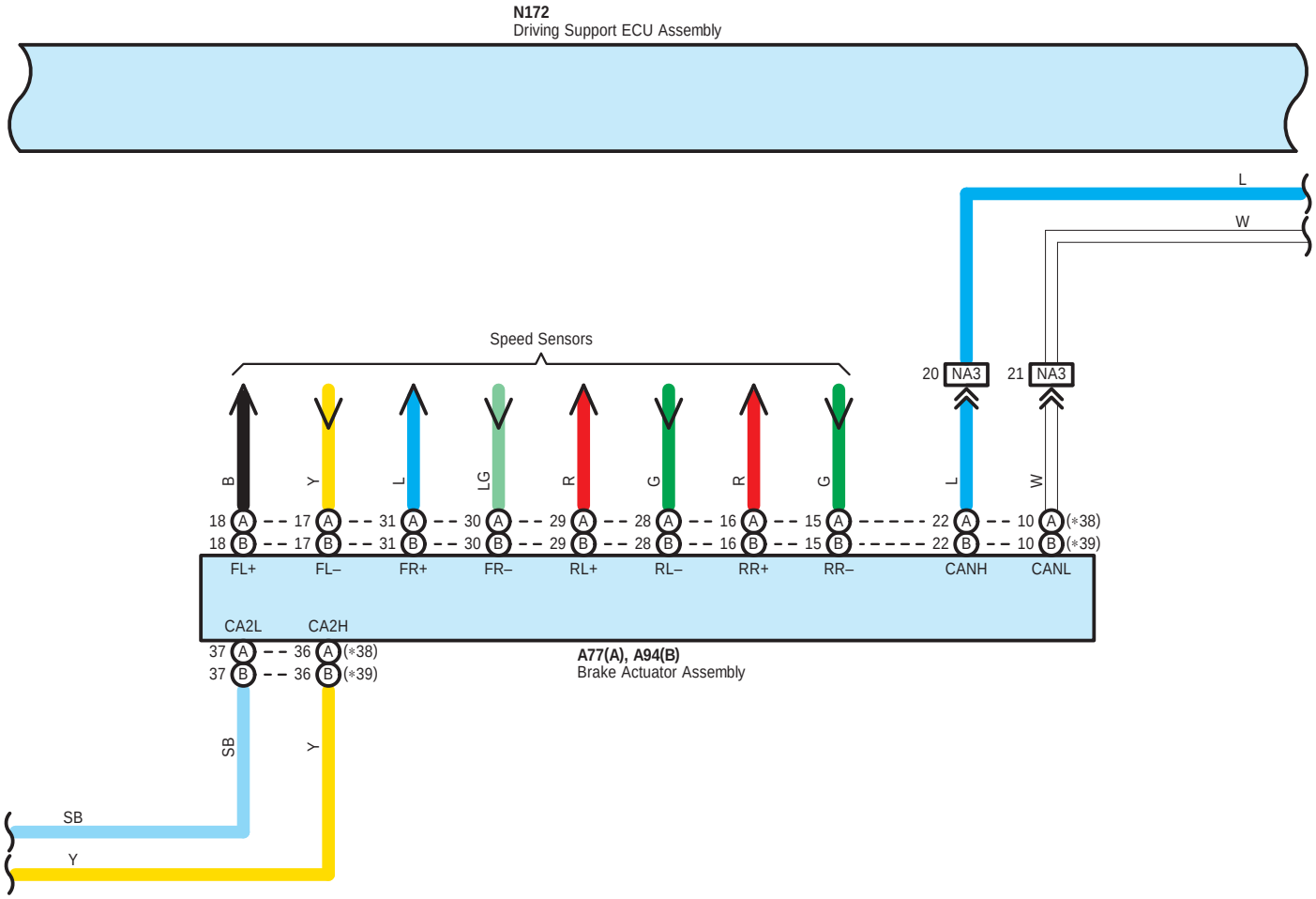

∗ 1 : w/ Stop & Start System
∗ 3 : w/ Adaptive High Beam System
∗ 5 : Except Korea
∗ 7 : w/ VGRS
∗38 : Before Mar. 2017 Production
∗39 : From Mar. 2017 Production

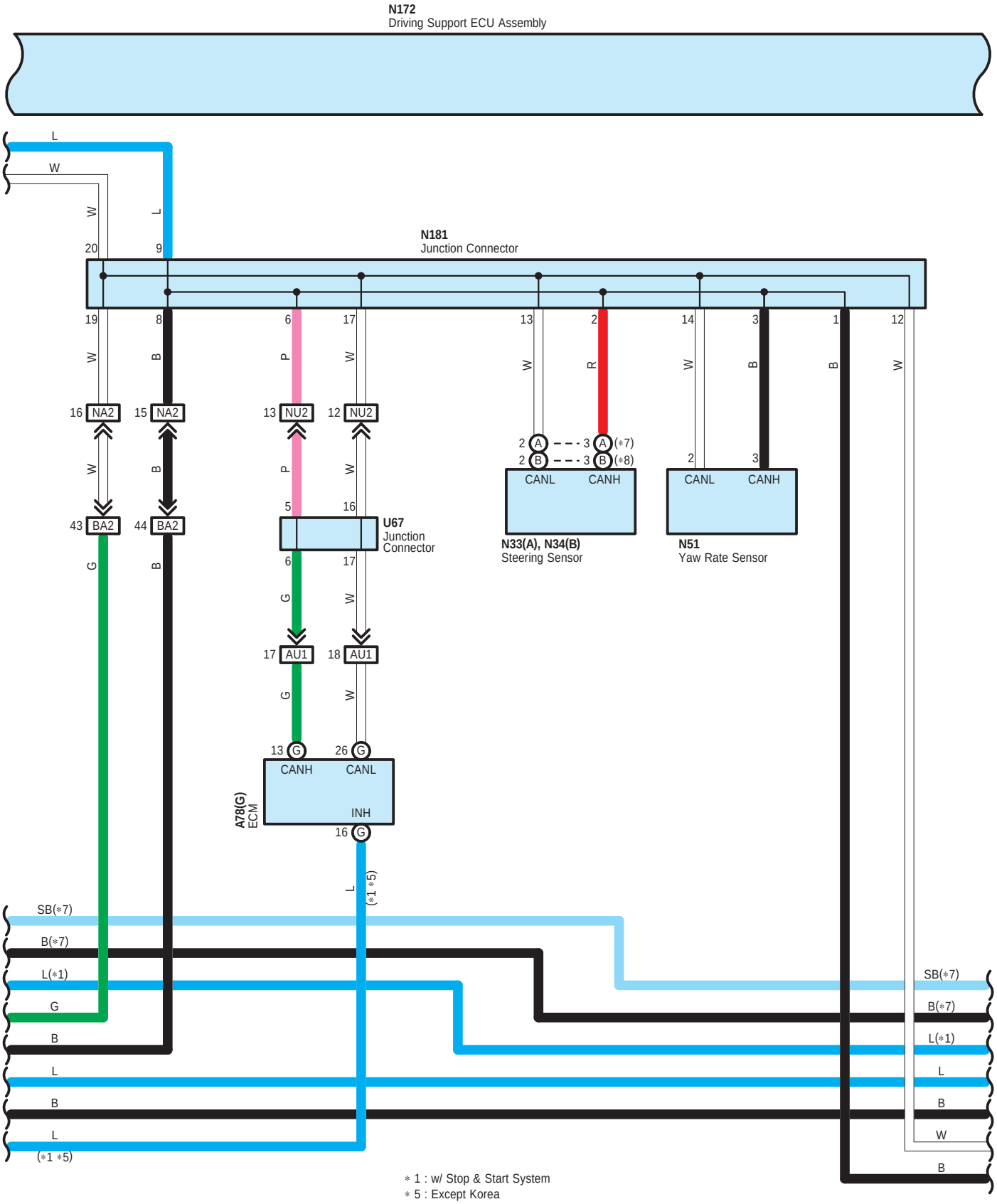

∗ 1 : w/ Stop & Start System
∗ 5 : Except Korea
∗ 6 : Lane Keeping Assist Main (w/ Lane Keeping Assist)
∗ 7 : w/ VGRS
∗ 8 : w/o VGRS
∗13 : Lane Departure Alert Main (w/ Lane Departure Alert)

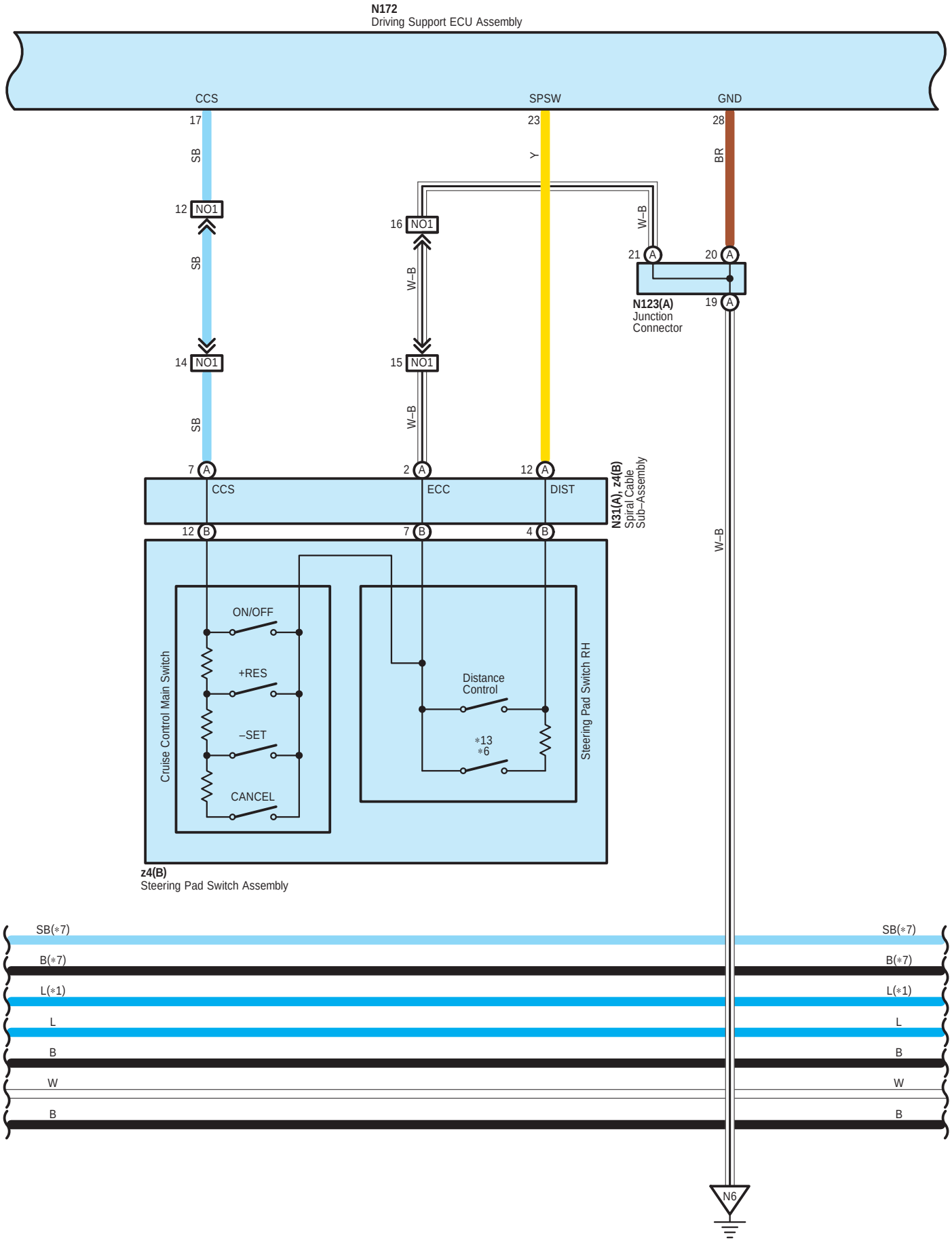
N172
Driving Support ECU Assembly
CCS
SPSW
GND
17
23
28
SB
Y
BR
12 NO1
16 NO1
W–B
21 A
20 A
N123(A)
Junction
Connector
19 A
SB
W–B
14 NO1
15 NO1
SB
W–B
7 A
2 A
12 A
CCS
ECC
DIST
N31(A), z4(B)
Spiral Cable
Sub–Assembly
12 B
7 B
4 B
W–B
ON/OFF
+RES
–SET
CANCEL
Cruise Control Main Switch
Distance
Control
*13
*6
Steering Pad Switch RH
z4(B)
Steering Pad Switch Assembly
SB(*7)
B(*7)
L(*1)
L
B
W
B
N6

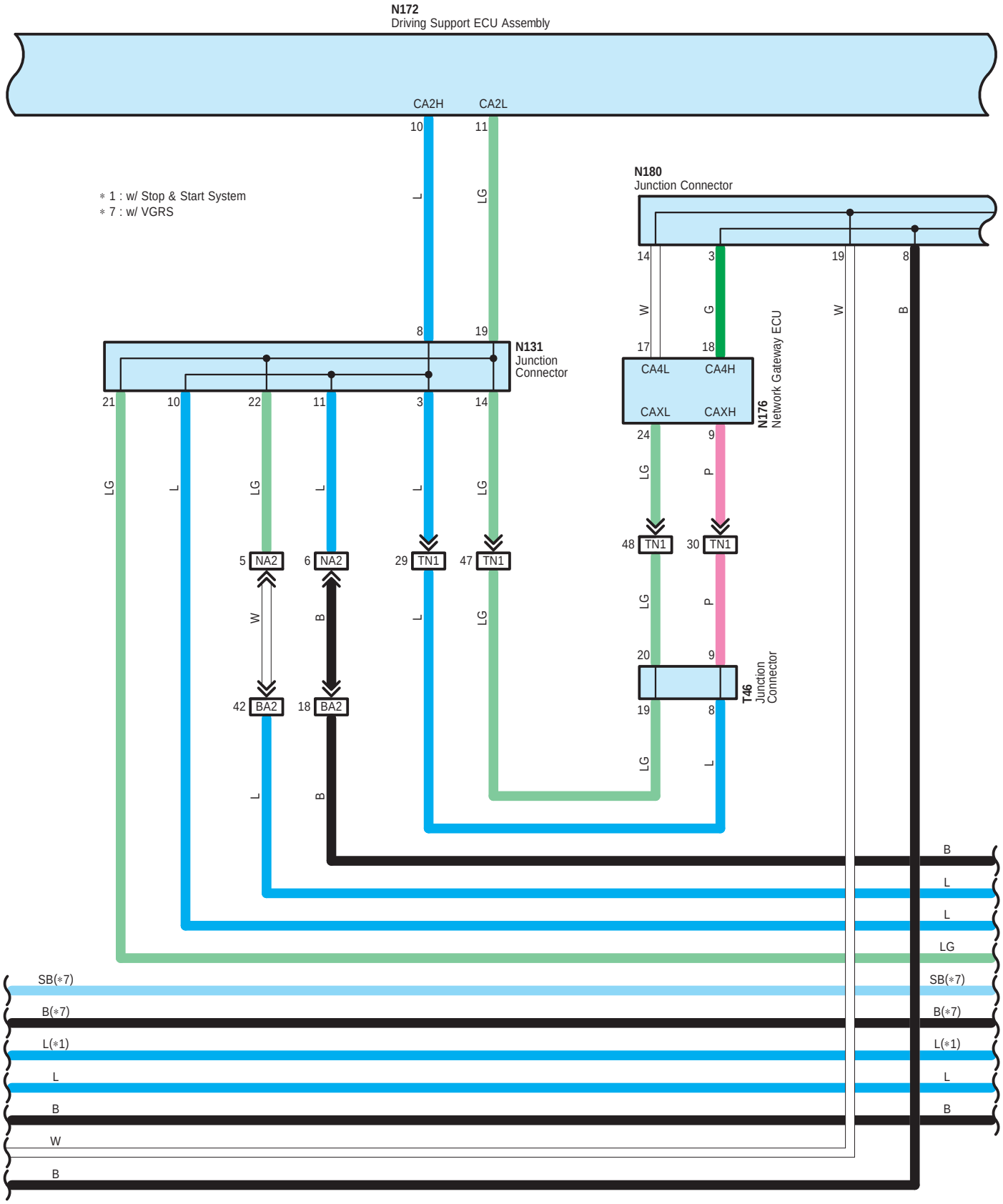
N172
Driving Support ECU Assembly
CA2H
CA2L
10
11
L
LG
∗ 1 : w/ Stop & Start System
∗ 7 : w/ VGRS
N180
Junction Connector
14
3
19
8
W
G
W
B
17
18
CA4L
CA4H
CAXL
CAXH
N176
Network Gateway ECU
24
9
LG
P
48
TN1
30
TN1
20
9
T46
Junction Connector
19
8
LG
L
8
19
N131
Junction Connector
21
10
22
11
3
14
LG
L
LG
L
L
LG
5
NA2
6
NA2
29
TN1
47
TN1
W
B
L
LG
42
BA2
18
BA2
L
B
B
L
L
LG
SB(∗7)
SB(∗7)
B(∗7)
B(∗7)
L(∗1)
L(∗1)
L
L
B
B
W
B

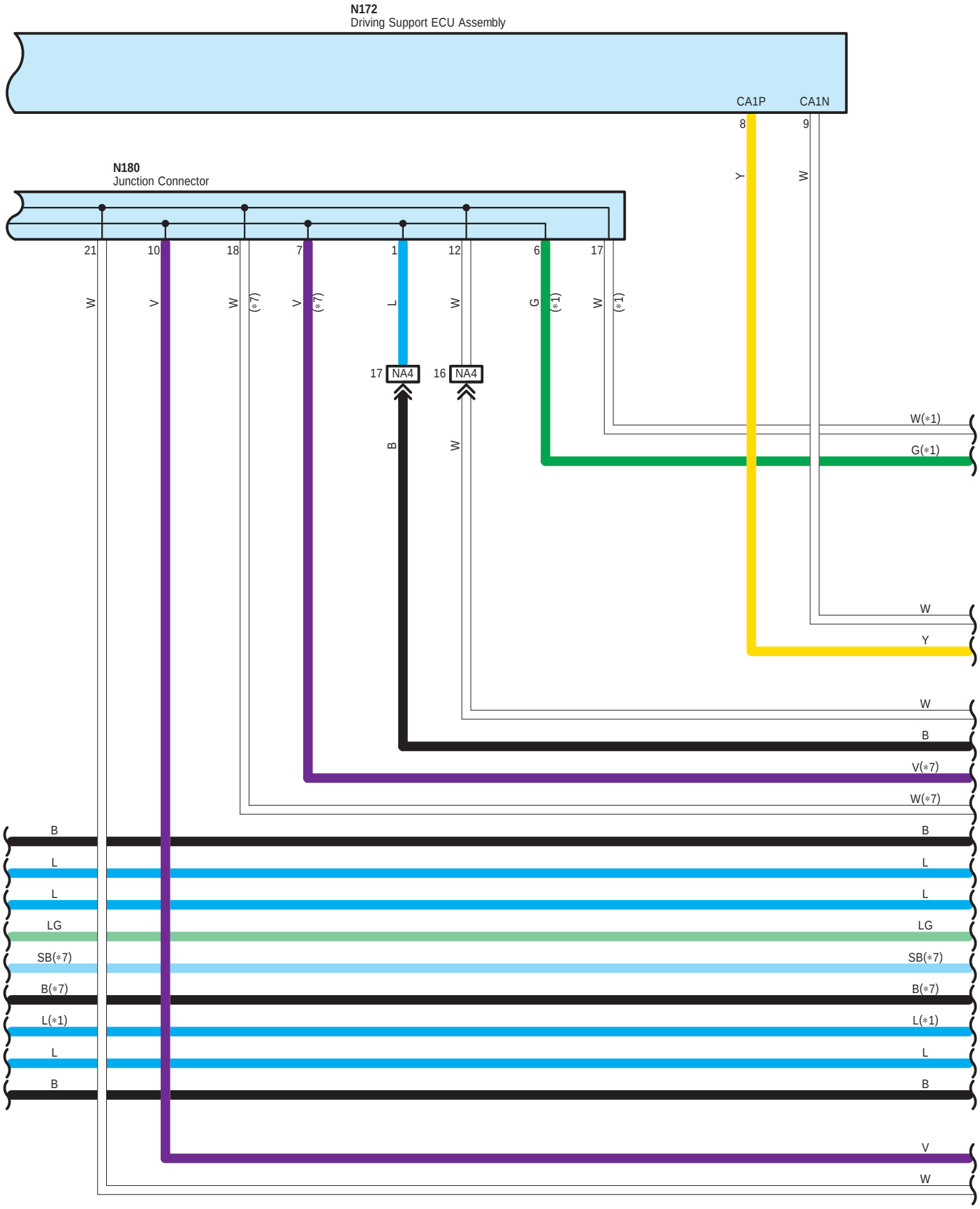
N172
Driving Support ECU Assembly
CA1P
CA1N
8
9
Y
W
N180
Junction Connector
21
10
18
7
1
12
6
17
W
V
W
(*7)
V
(*7)
L
W
G
(*1)
W
(*1)
17 NA4
16 NA4
B
W
W(*1)
G(*1)
W
Y
W
B
V(*7)
W(*7)
B
B
L
L
L
L
LG
LG
SB(*7)
SB(*7)
B(*7)
B(*7)
L(*1)
L(*1)
L
L
B
B
V
W

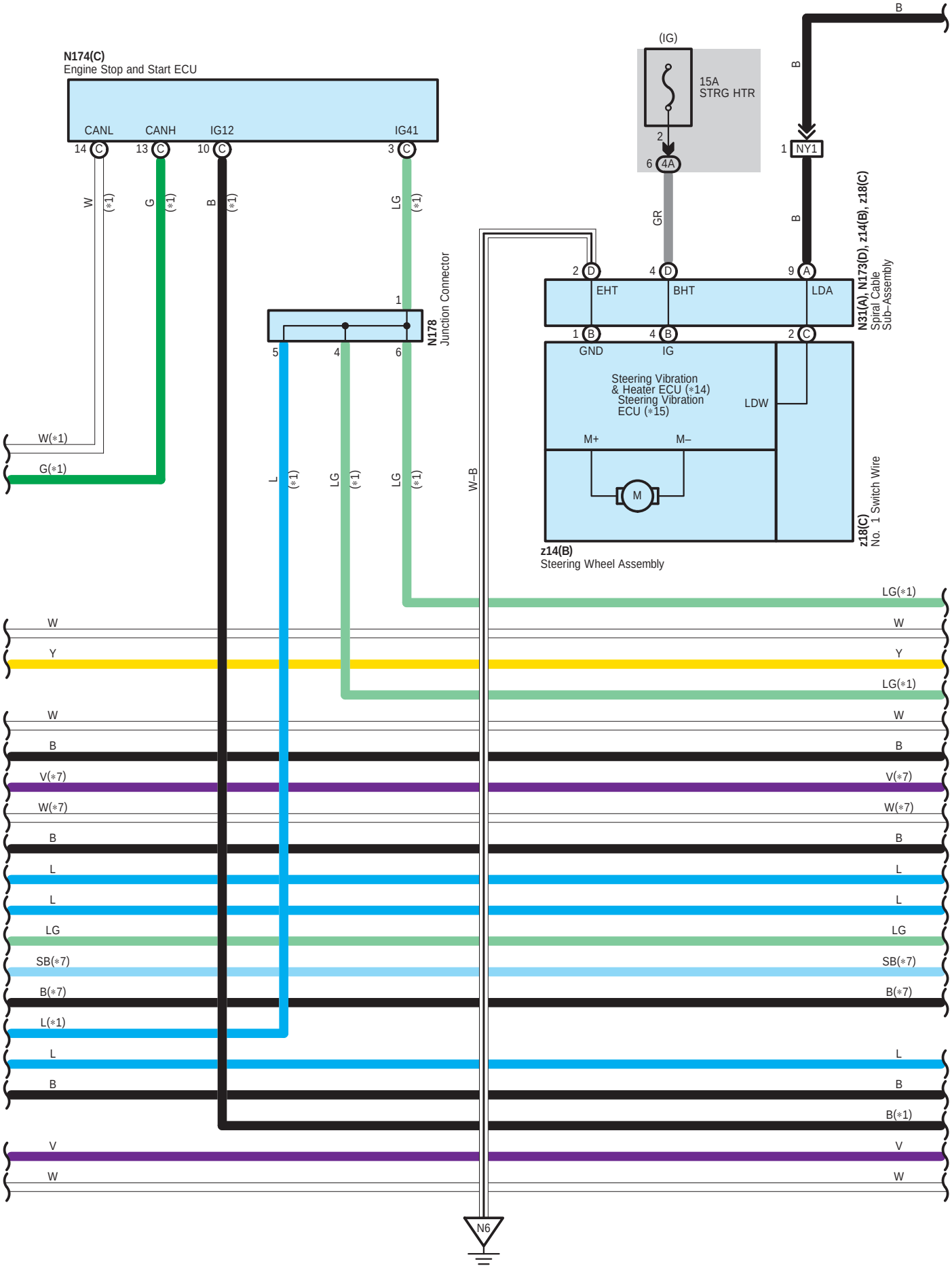
N174(C)
Engine Stop and Start ECU
CANL
CANH
IG12
IG41
14 C
13 C
10 C
3 C
W
(*1)
G
(*1)
B
(*1)
LG
(*1)
(IG)
15A
STRG HTR
2
6 4A
GR
B
1 NY1
B
B
N178
Junction Connector
1
5
4
6
2 D
4 D
9 A
EHT
BHT
LDA
N31(A), N173(D), z14(B), z18(C)
Spiral Cable
Sub-Assembly
1 B
4 B
2 C
GND
IG
Steering Vibration
& Heater ECU (*14)
Steering Vibration
ECU (*15)
LDW
M+
M–
M
z18(C)
No. 1 Switch Wire
z14(B)
Steering Wheel Assembly
W(*1)
G(*1)
L
(*1)
LG
(*1)
LG
(*1)
W–B
LG(*1)
W
Y
LG(*1)
W
B
V(*7)
W(*7)
B
L
L
LG
SB(*7)
B(*7)
L(*1)
L
B
B(*1)
V
W
N6

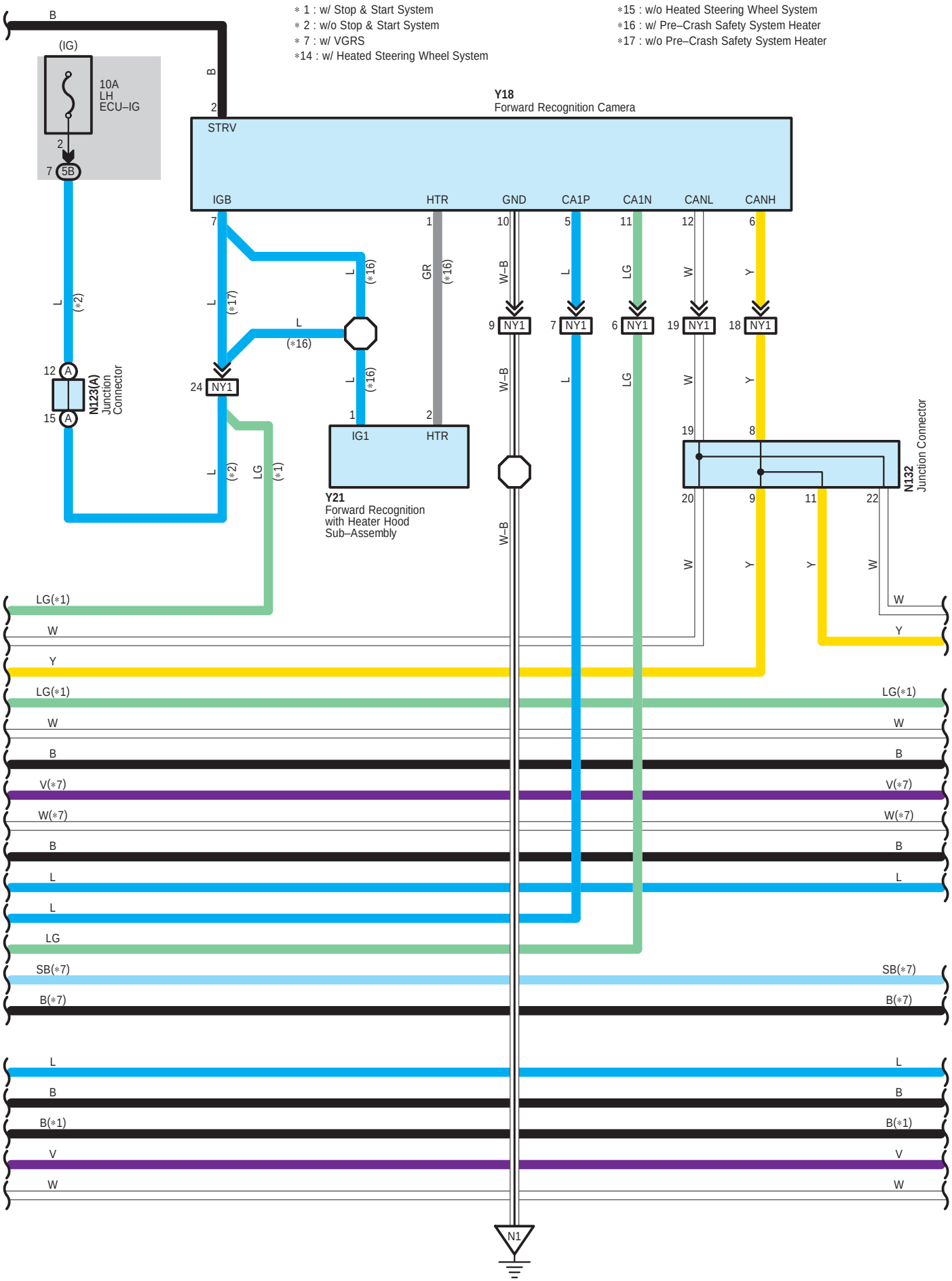
∗ 1 : w/ Stop & Start System
∗ 2 : w/o Stop & Start System
∗ 7 : w/ VGRS
∗14 : w/ Heated Steering Wheel System
∗15 : w/o Heated Steering Wheel System
∗16 : w/ Pre–Crash Safety System Heater
∗17 : w/o Pre–Crash Safety System Heater
(IG)
10A
LH
ECU–IG
Y18
Forward Recognition Camera
STRV
IGB
HTR
GND
CA1P
CA1N
CANL
CANH
N123(A)
Junction
Connector
NY1
IG1
HTR
Y21
Forward Recognition
with Heater Hood
Sub–Assembly
N132
Junction Connector
N1

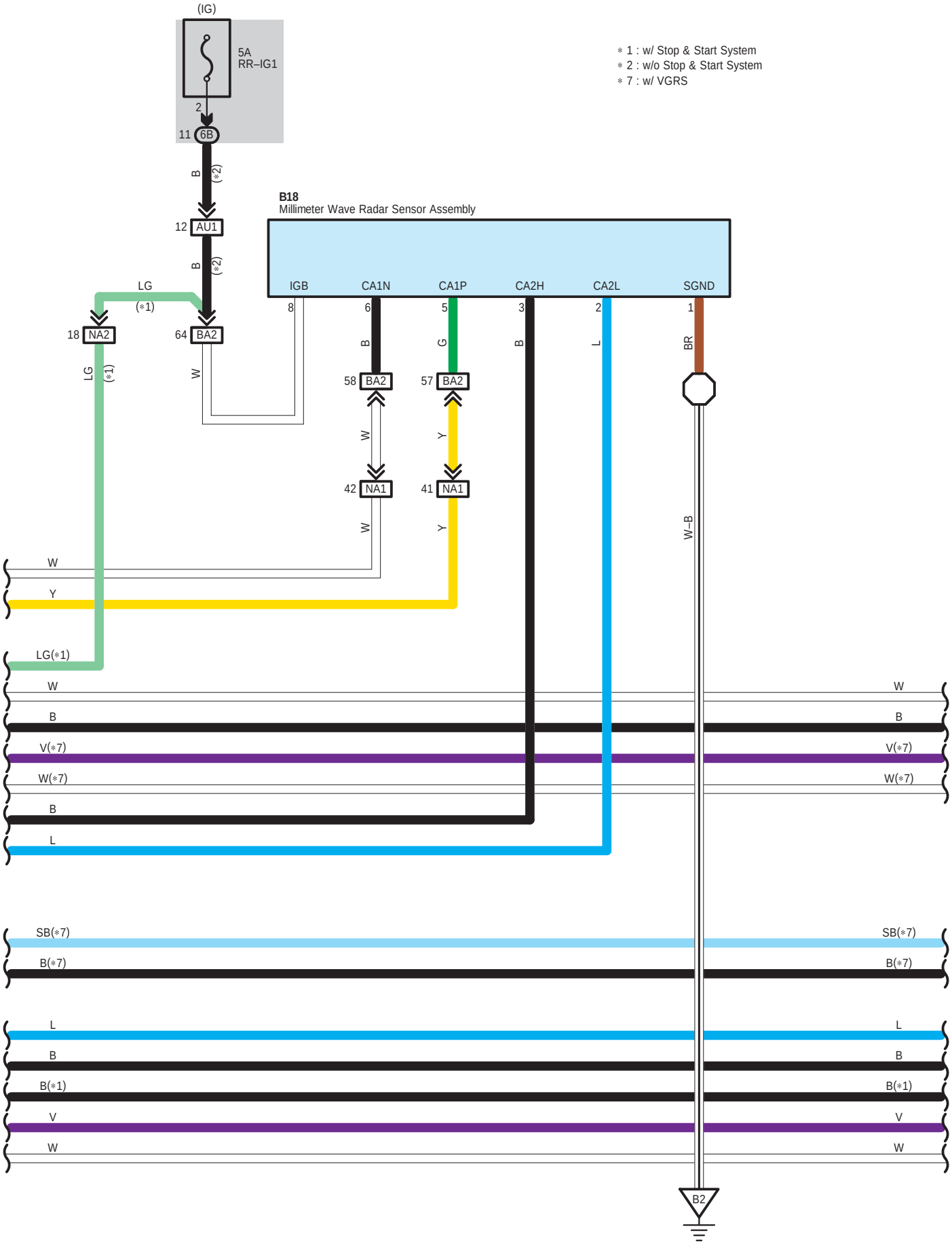
(IG)
5A
RR–IG1
2
11 6B
B
(∗2)
12 AU1
B
(∗2)
∗ 1 : w/ Stop & Start System
∗ 2 : w/o Stop & Start System
∗ 7 : w/ VGRS
B18
Millimeter Wave Radar Sensor Assembly
IGB
CA1N
CA1P
CA2H
CA2L
SGND
8
6
5
3
2
1
LG
(∗1)
18 NA2
64 BA2
LG
(∗1)
W
B
G
B
L
BR
58 BA2
57 BA2
W
Y
42 NA1
41 NA1
W
Y
W–B
W
Y
LG(∗1)
W
B
V(∗7)
W(∗7)
B
L
SB(∗7)
B(∗7)
L
B
B(∗1)
V
W
B2

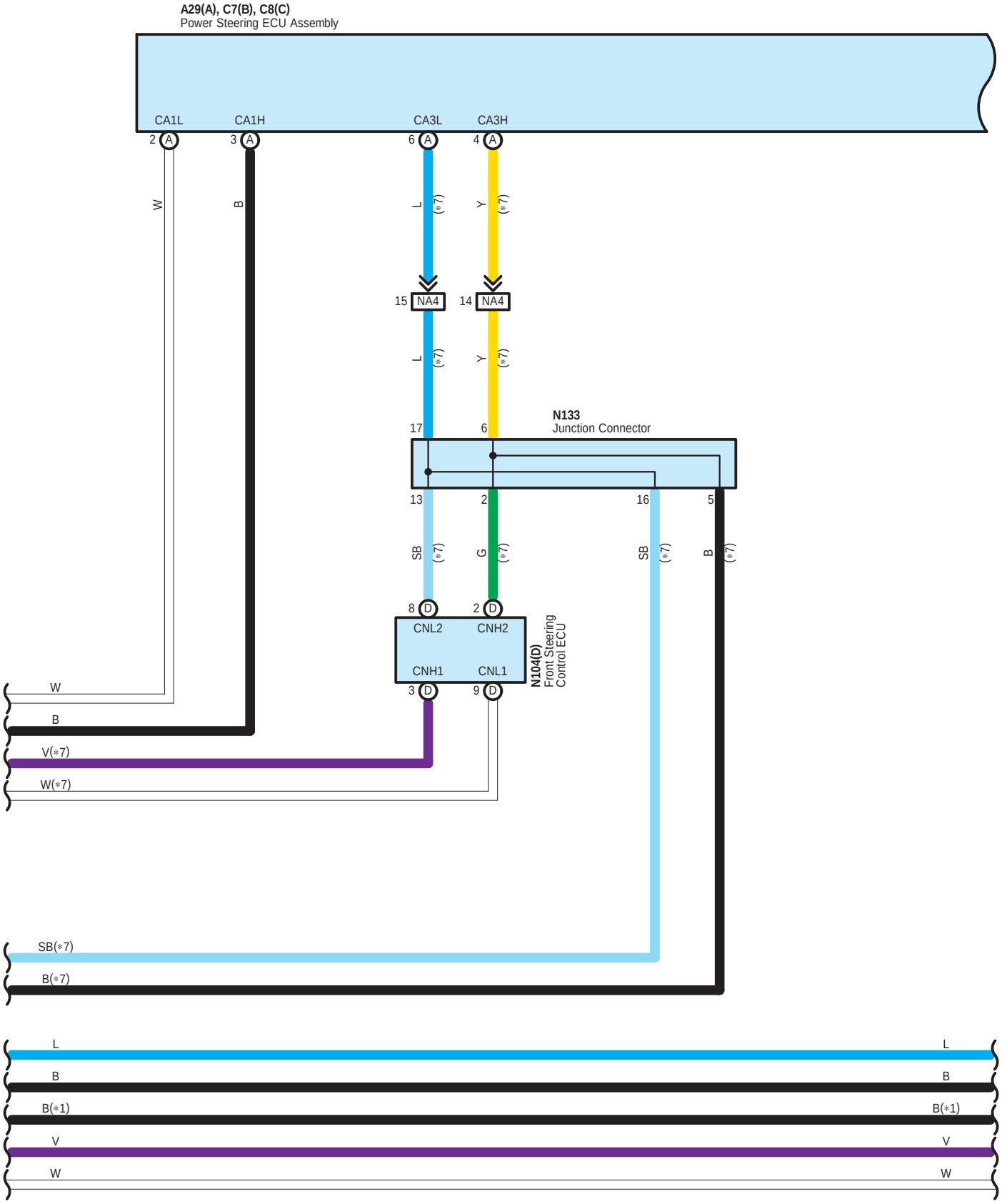
A29(A), C7(B), C8(C)
Power Steering ECU Assembly
CA1L
CA1H
CA3L
CA3H
2 A
3 A
6 A
4 A
W
B
L (*7)
Y (*7)
15 NA4
14 NA4
L (*7)
Y (*7)
N133
Junction Connector
17
6
13
2
16
5
SB (*7)
G (*7)
SB (*7)
B (*7)
8 D
2 D
CNL2
CNH2
CNH1
CNL1
3 D
9 D
N104(D)
Front Steering
Control ECU
W
B
V(*7)
W(*7)
SB(*7)
B(*7)
L
B
B(*1)
V
W

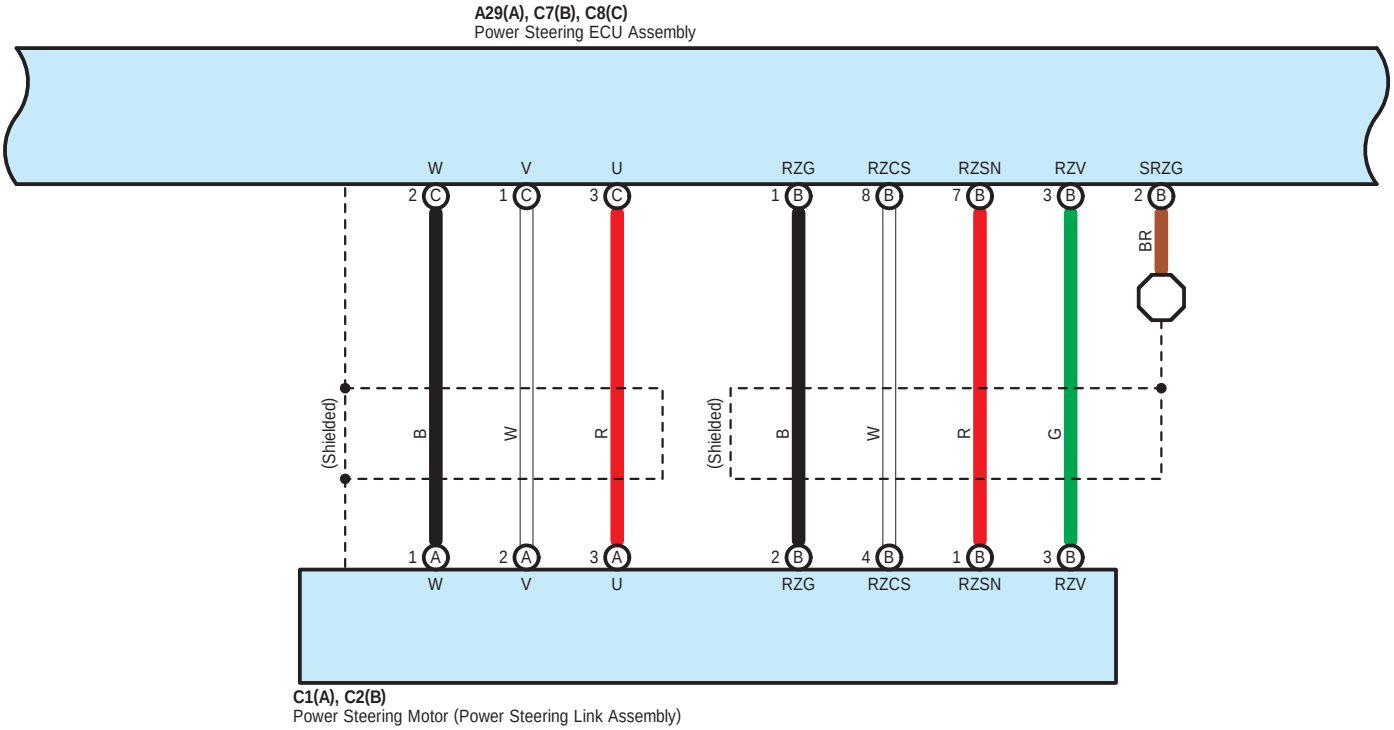
A29(A), C7(B), C8(C)
Power Steering ECU Assembly
W
V
U
RZG
RZCS
RZSN
RZV
SRZG
2 C
1 C
3 C
1 B
8 B
7 B
3 B
2 B
BR
(Shielded)
B
W
R
(Shielded)
B
W
R
G
1 A
2 A
3 A
2 B
4 B
1 B
3 B
W
V
U
RZG
RZCS
RZSN
RZV
C1(A), C2(B)
Power Steering Motor (Power Steering Link Assembly)

L
L
B
B
B(*1)
B(*1)
V
V
W
W

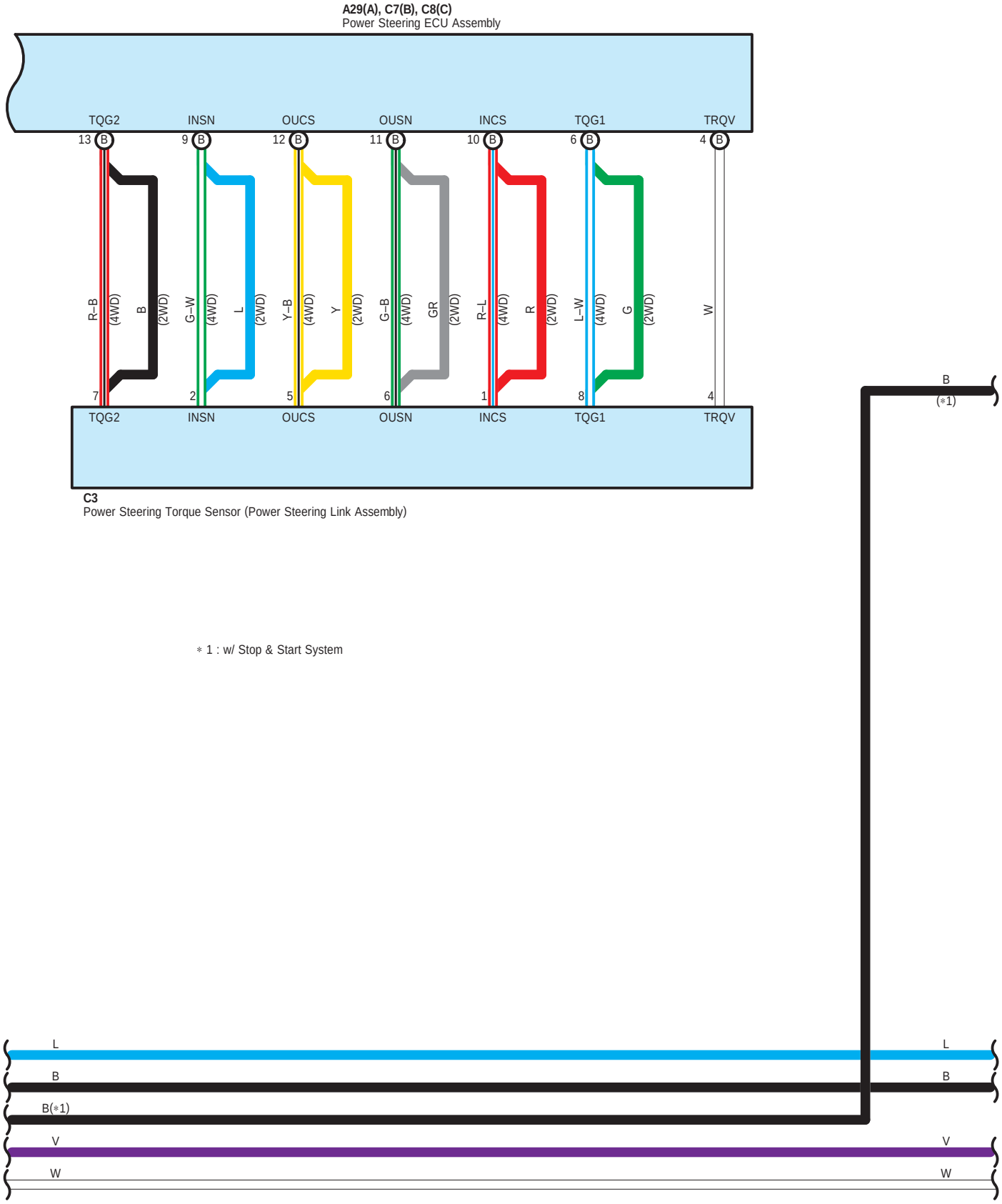

* 1 : w/ Stop & Start System

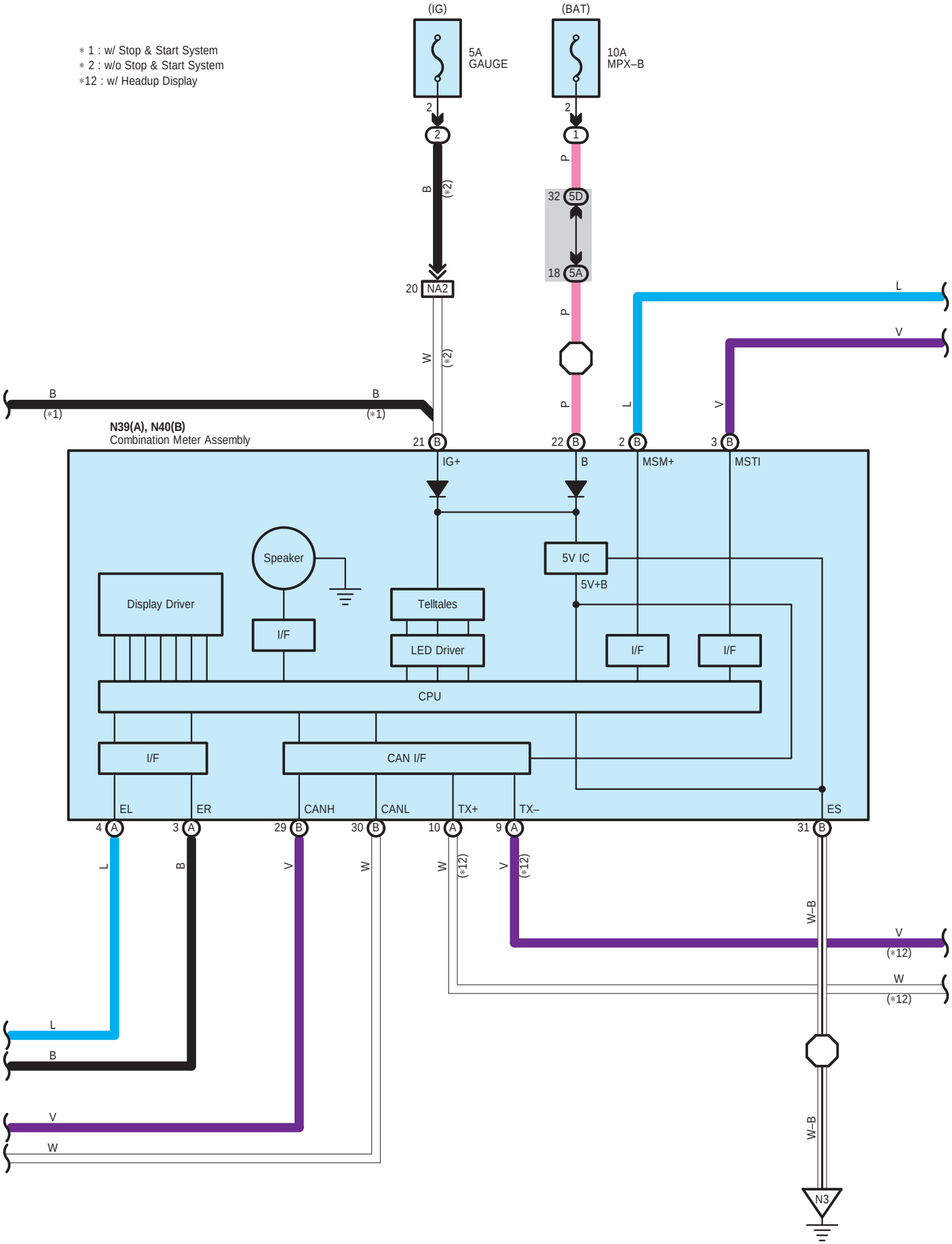
∗ 1 : w/ Stop & Start System
∗ 2 : w/o Stop & Start System
∗12 : w/ Headup Display
(IG)
5A
GAUGE
(BAT)
10A
MPX–B
2
2
1
B
(∗2)
P
32 5D
18 5A
20 NA2
W
(∗2)
P
P
L
V
B
(∗1)
B
(∗1)
L
V
N39(A), N40(B)
Combination Meter Assembly
21 B
22 B
2 B
3 B
IG+
B
MSM+
MSTI
Speaker
5V IC
5V+B
Display Driver
Telltales
I/F
LED Driver
I/F
I/F
CPU
I/F
CAN I/F
EL
ER
CANH
CANL
TX+
TX–
ES
4 A
3 A
29 B
30 B
10 A
9 A
31 B
L
B
V
W
W
(∗12)
V
(∗12)
W–B
V
(∗12)
W
(∗12)
L
B
V
W
W–B
N3

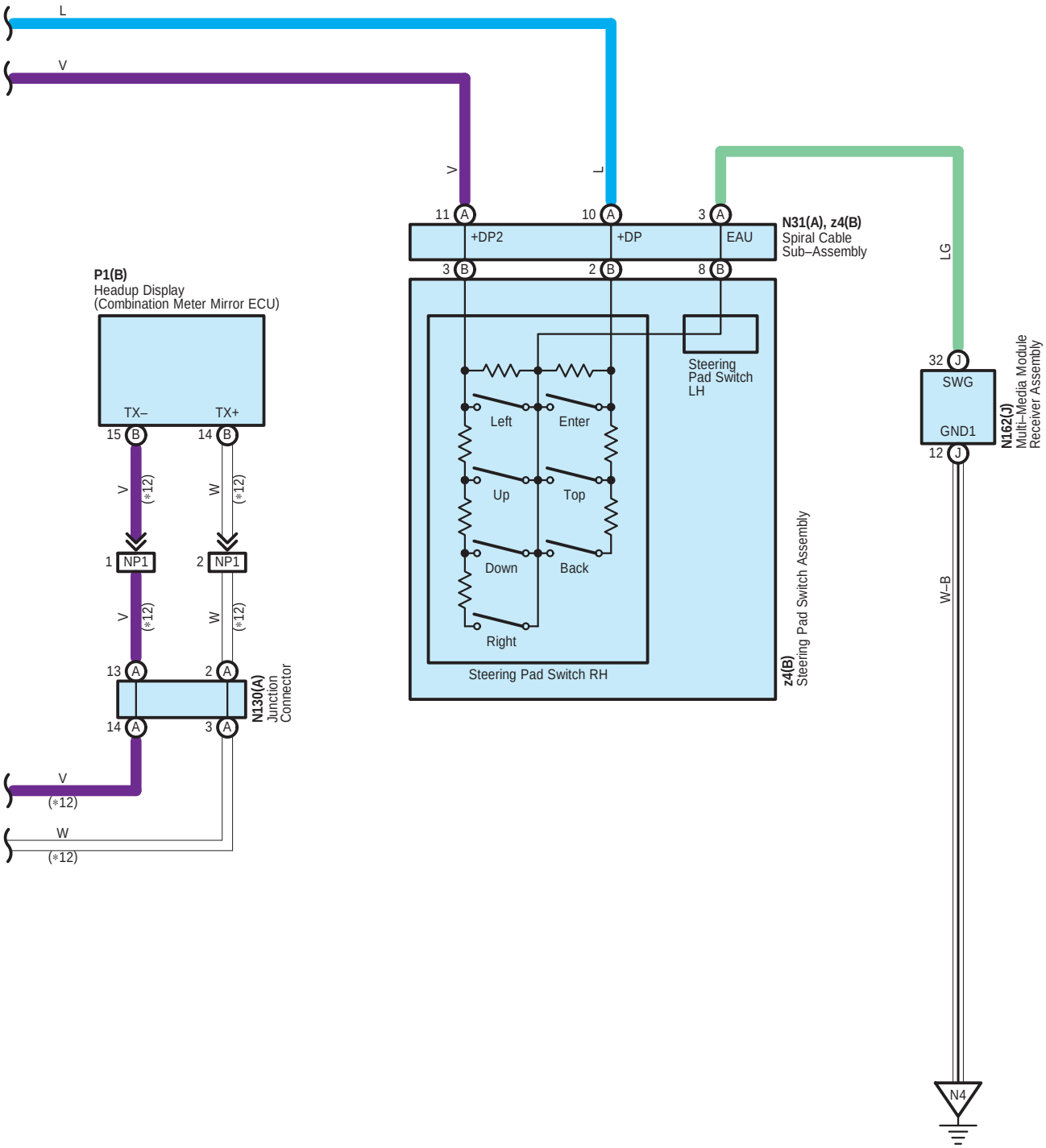
L
V
V
L
11 A
10 A
3 A
+DP2
+DP
EAU
N31(A), z4(B)
Spiral Cable
Sub–Assembly
LG
3 B
2 B
8 B
P1(B)
Headup Display
(Combination Meter Mirror ECU)
TX–
TX+
15 B
14 B
V
(*12)
W
(*12)
1 NP1
2 NP1
V
(*12)
W
(*12)
13 A
2 A
14 A
3 A
N130(A)
Junction
Connector
V
(*12)
W
(*12)
Steering
Pad Switch
LH
Left
Enter
Up
Top
Down
Back
Right
Steering Pad Switch RH
z4(B)
Steering Pad Switch Assembly
32 J
SWG
GND1
12 J
N162(J)
Multi–Media Module
Receiver Assembly
W–B
N4

A 5
White

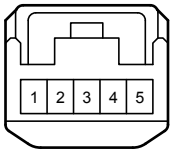

A 9
Black



A 23
Black

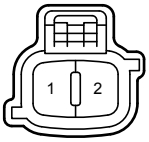

A 29
Black

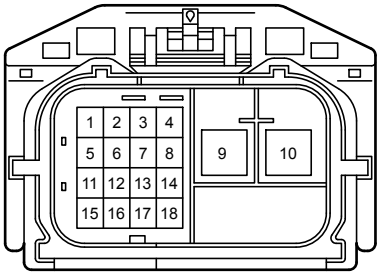

A 52
Black

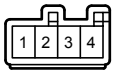

A 53
Black

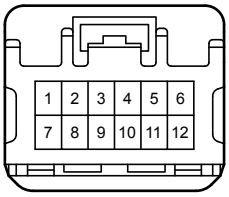

A 75
White

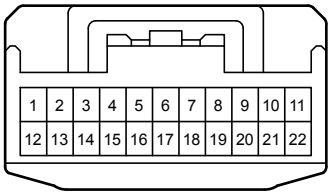

A 77
Black

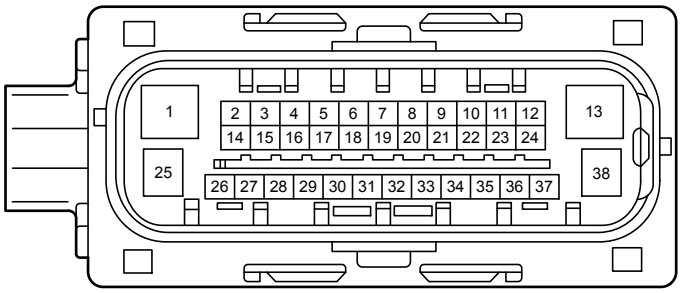

A 78
Black

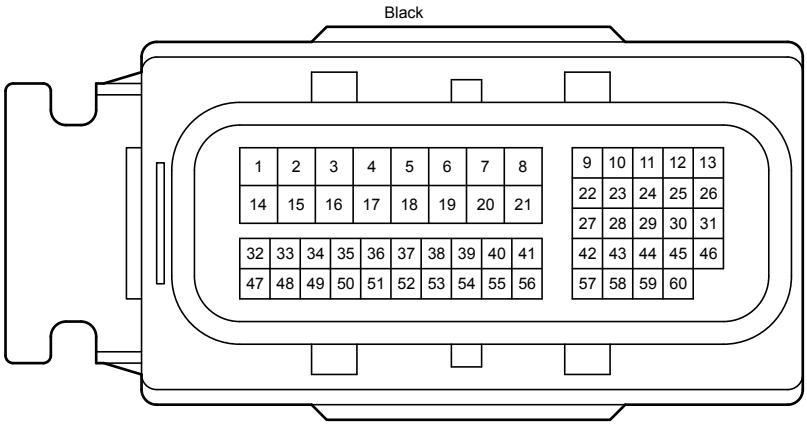

A 94
Black

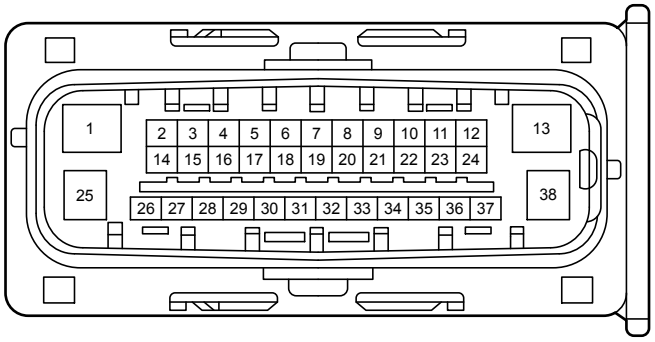

B 15
Gray

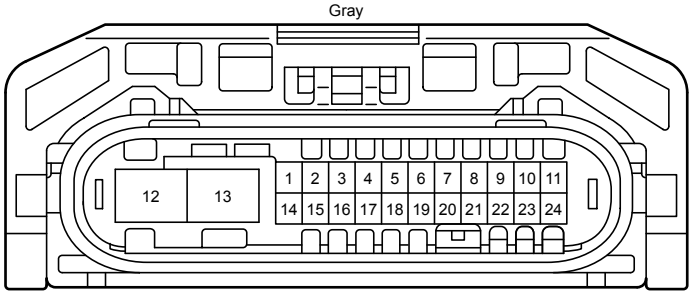

B 17
Gray

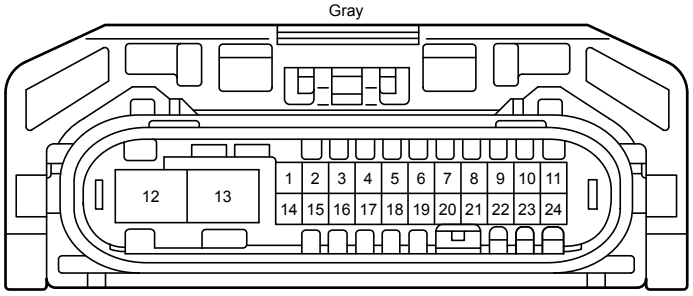

B 18
Black



C 1
Gray

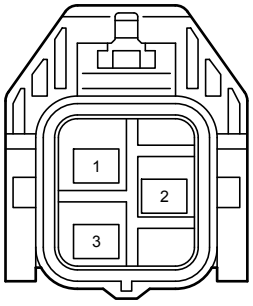

C 2
Gray

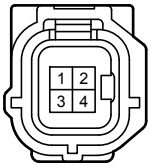

C 3
Gray



C 7
Black

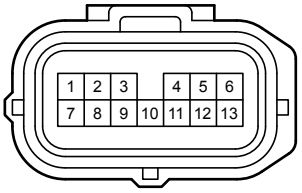

C 8
Black

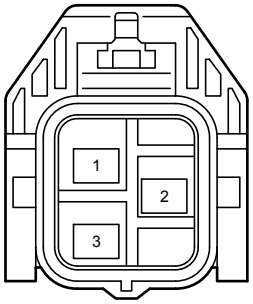

N 1
Blue



N 28
Black

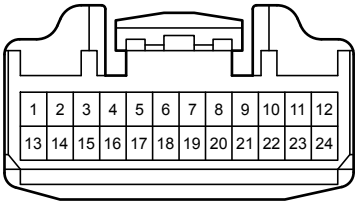

N 31
Black

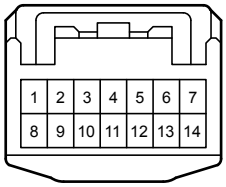

N 33
White

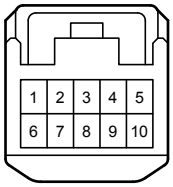

N 34
Black



N 35
White

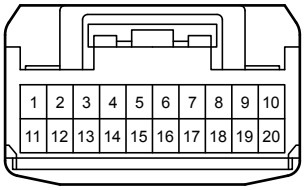

N 36
White

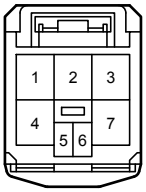

N 39
Black

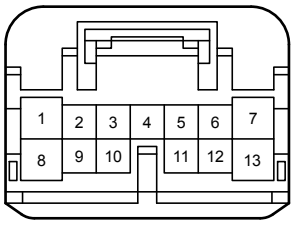

N 40
Black

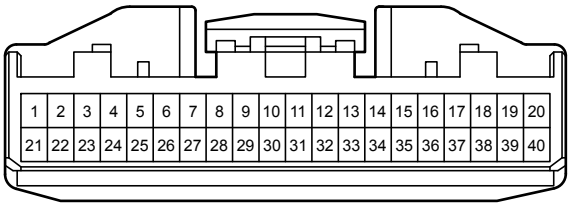

N 51
Black

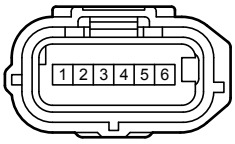

N104
White

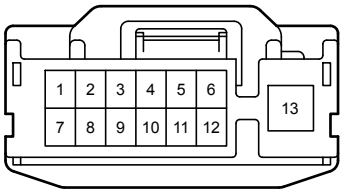

N123
Blue

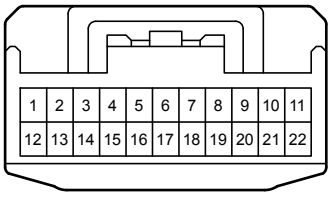

N130
Black

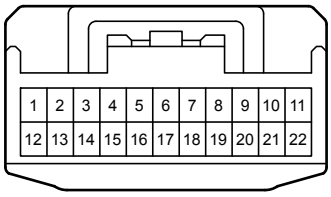

N131
Gray

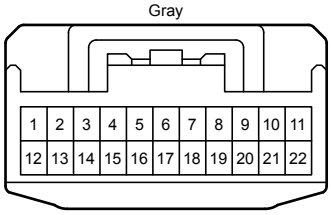

N132
Black

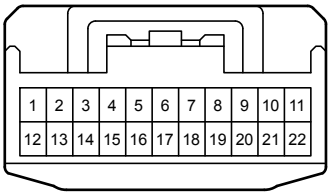

N133
Black

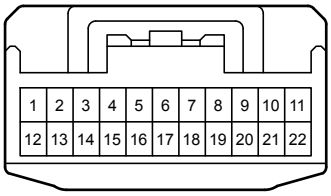

N162
White

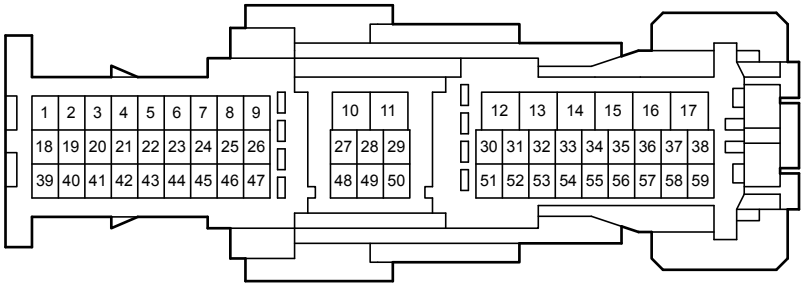

N172
White

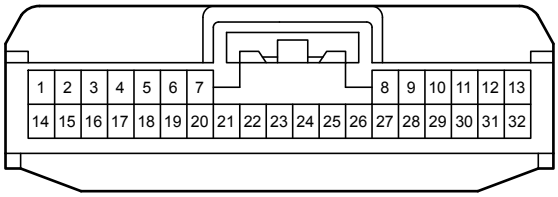

N173
Black

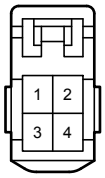

N174
Black

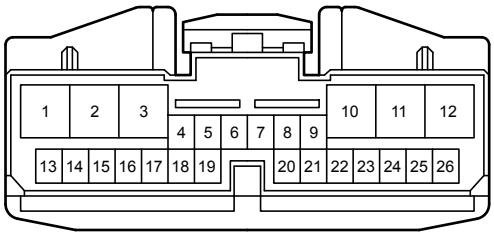

N176
Black

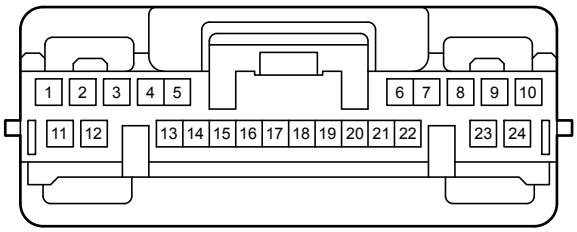

N178
Gray

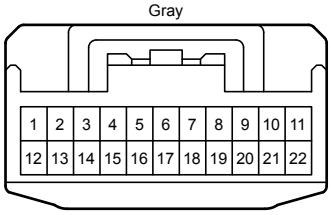

N180
Gray

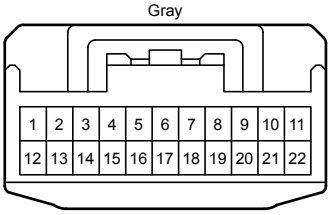

N181
Gray

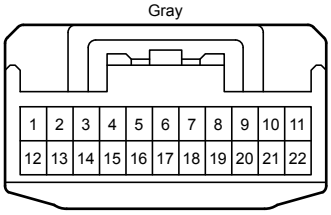

P 1
White

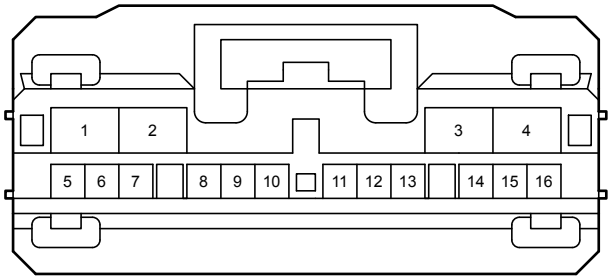

T 46
Black

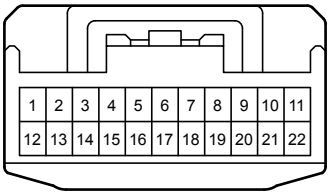

U 42
Black

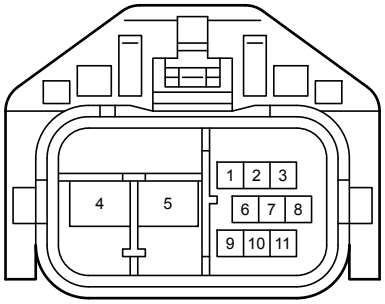

U 54
Blue

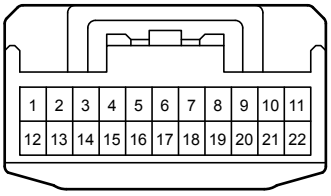

U 67
Gray

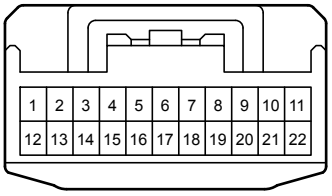

Y 18
Gray

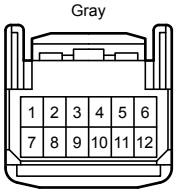

Y 21
Black

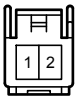

z 4
Black



z 14
White

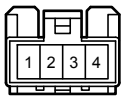

z 18
White

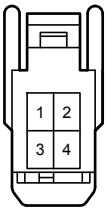

4A
White

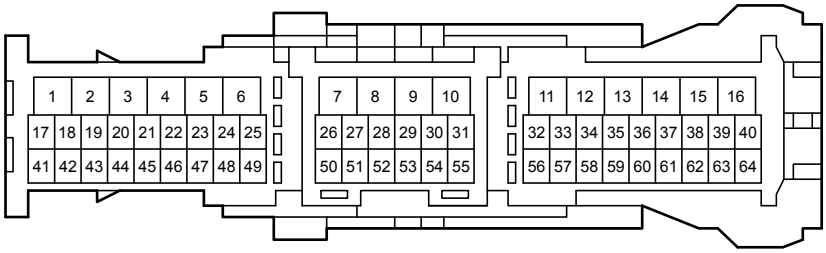

4D
White

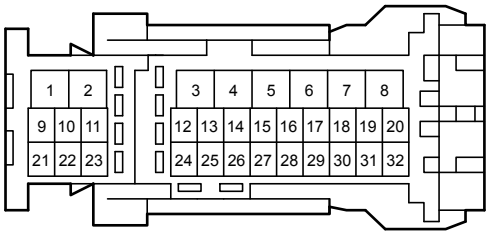

5A
White

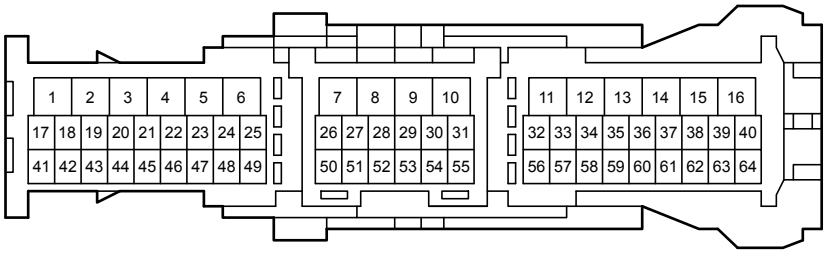

5B
White

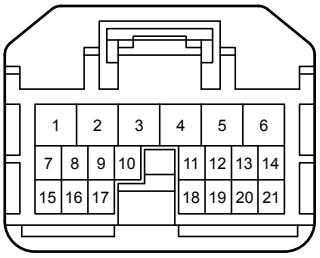

5D
White

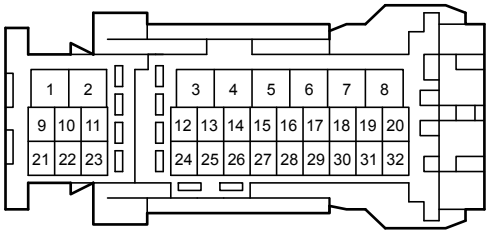

6B
White

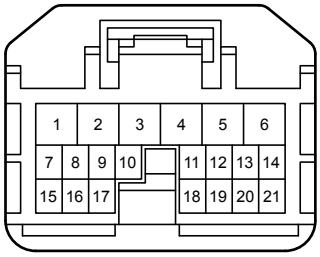

AU1
White

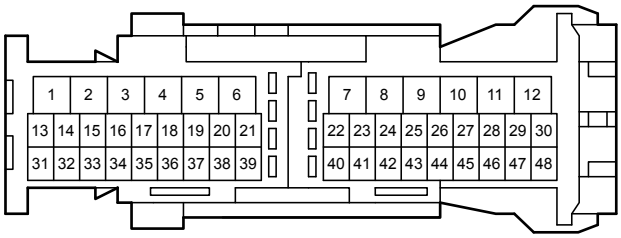

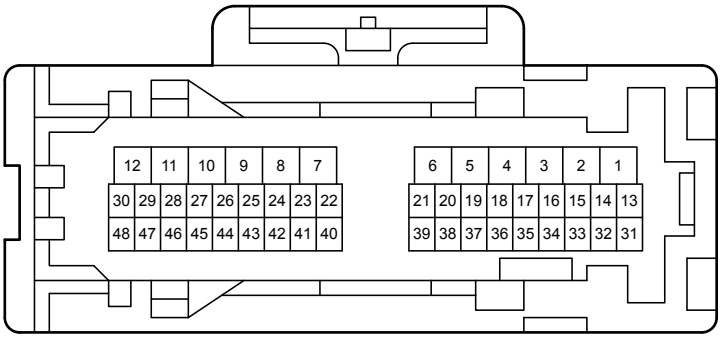

BA2
White

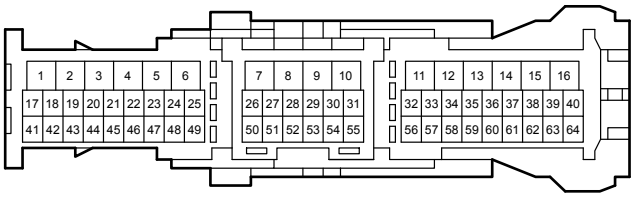

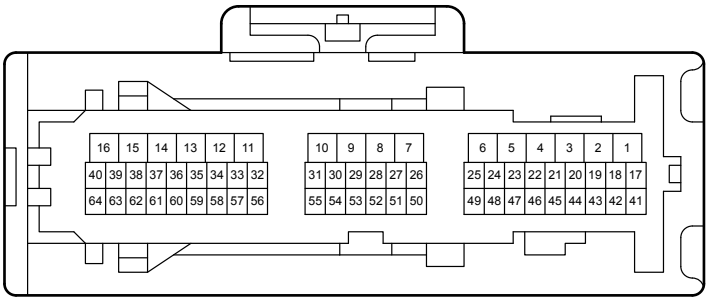

NA1
White

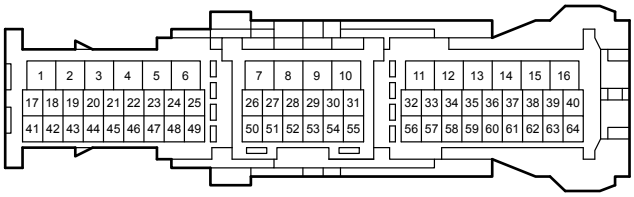

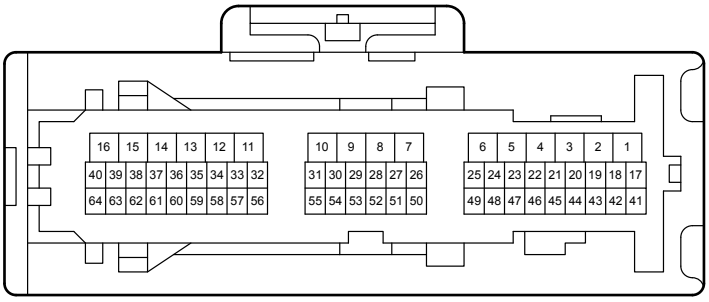

NA2
White

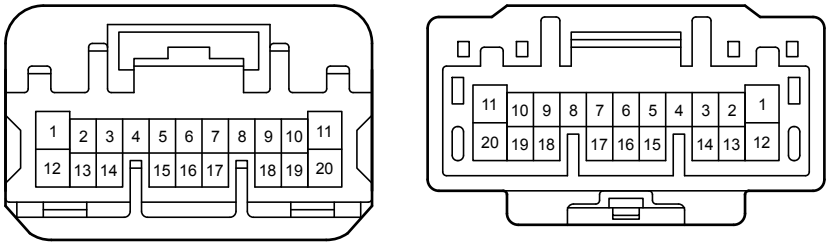

NA3
White

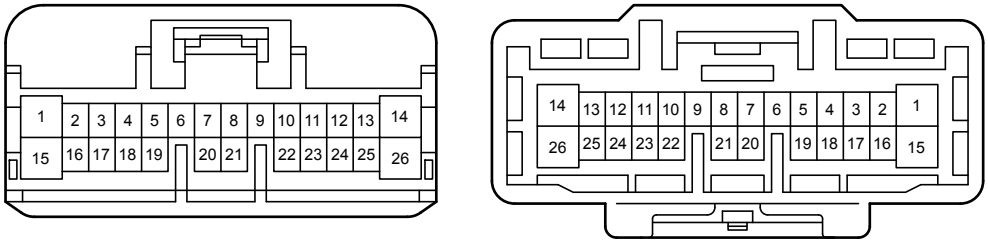

NA4
Gray

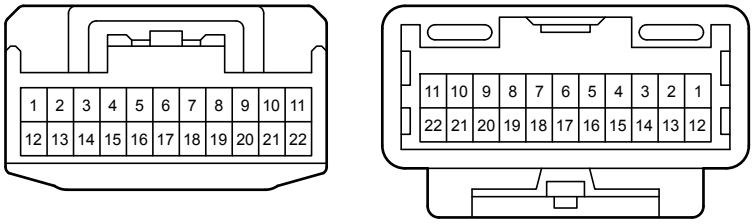

NO1
White

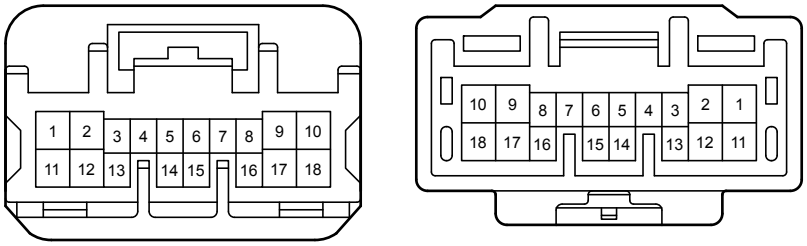

NP1
White

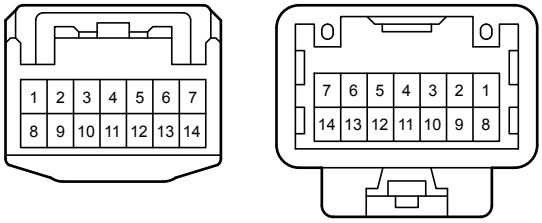

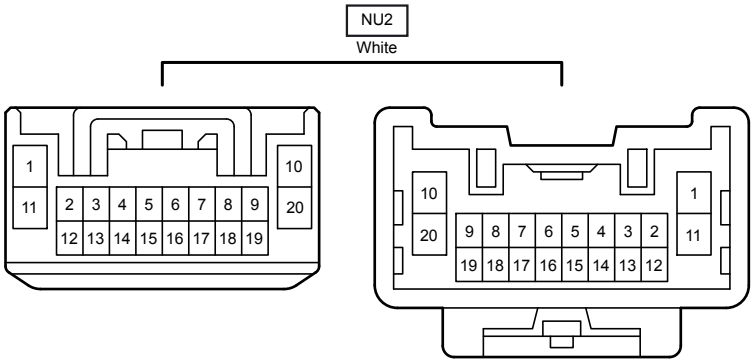
NU2
White
1 2 3 4 5 6 7 8 9 10
11 12 13 14 15 16 17 18 19 20
10 9 8 7 6 5 4 3 2 1
20 19 18 17 16 15 14 13 12 11

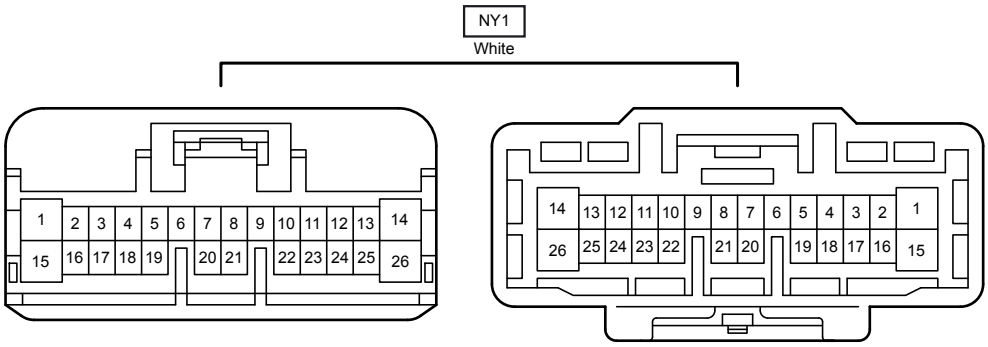
NY1
White
1 2 3 4 5 6 7 8 9 10 11 12 13 14
15 16 17 18 19 20 21 22 23 24 25 26
14 13 12 11 10 9 8 7 6 5 4 3 2 1
26 25 24 23 22 21 20 19 18 17 16 15

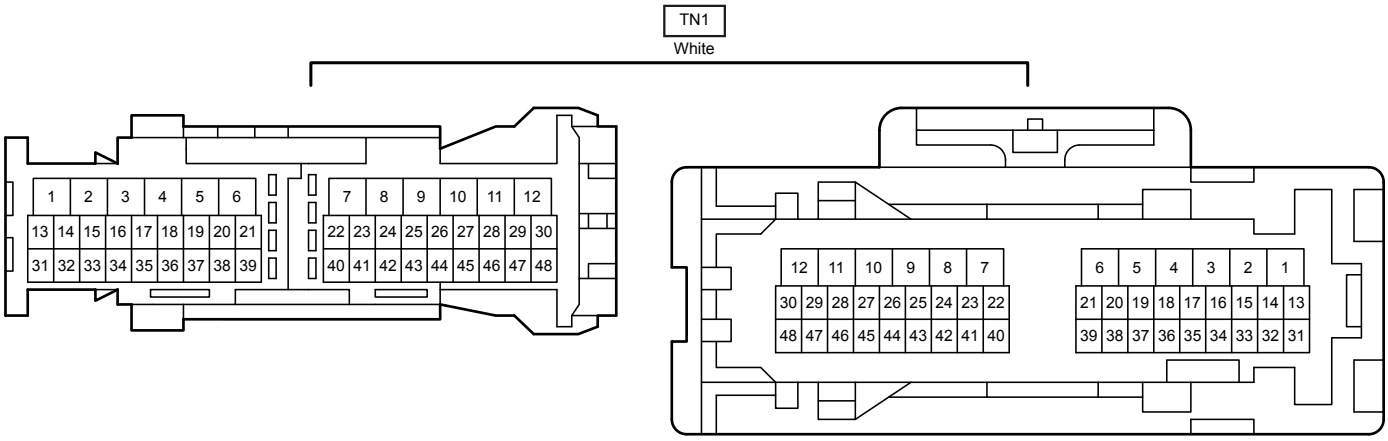
TN1
White
1 2 3 4 5 6 7 8 9 10 11 12
13 14 15 16 17 18 19 20 21 22 23 24 25 26 27 28 29 30
31 32 33 34 35 36 37 38 39 40 41 42 43 44 45 46 47 48
12 11 10 9 8 7 6 5 4 3 2 1
30 29 28 27 26 25 24 23 22 21 20 19 18 17 16 15 14 13
48 47 46 45 44 43 42 41 40 39 38 37 36 35 34 33 32 31