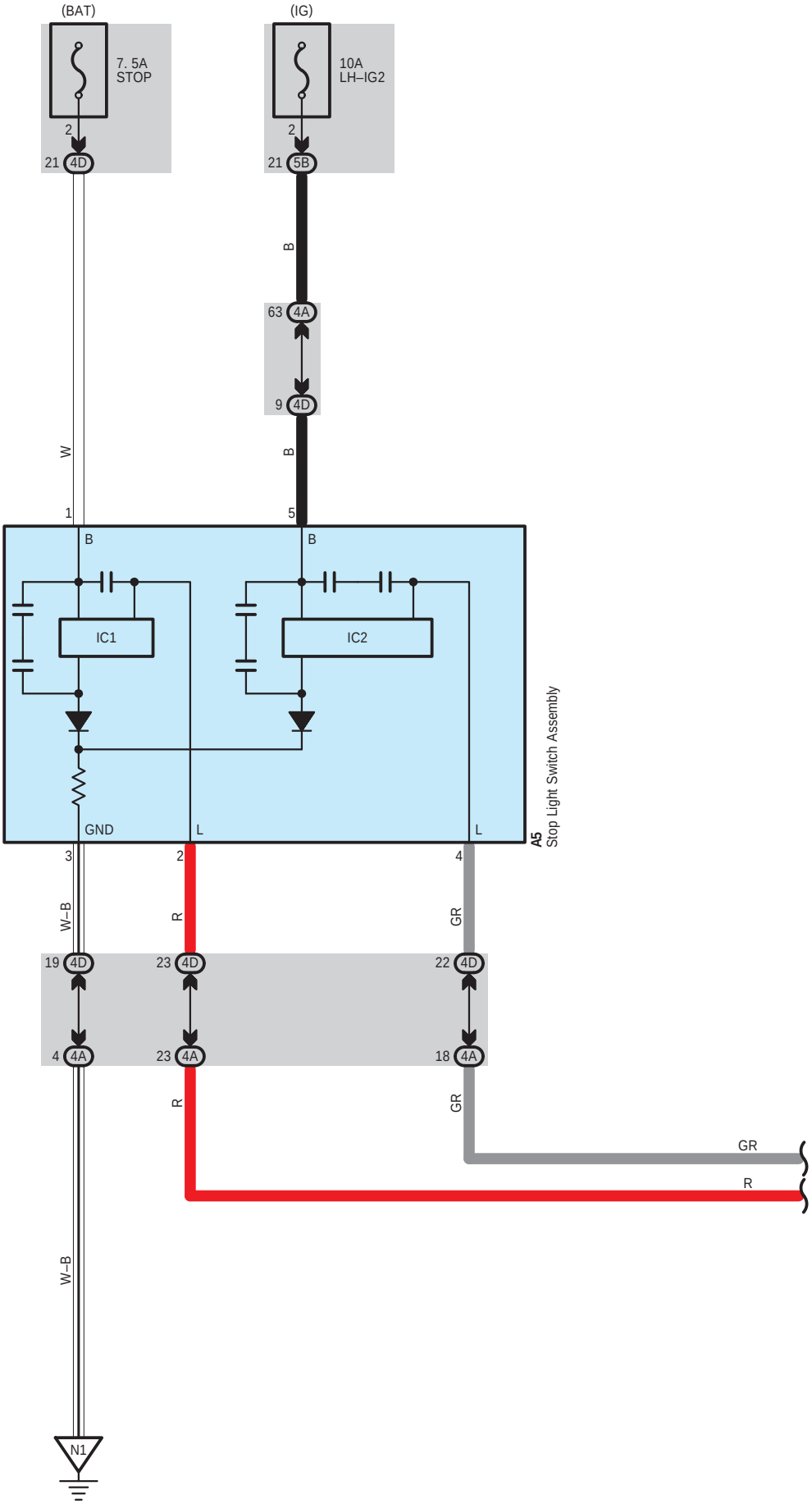
(BAT)
7. 5A
STOP
2
21 4D
(IG)
10A
LH–IG2
2
21 5B
B
63 4A
9 4D
B
W
1
5
B
B
IC1
IC2
GND
L
L
A5
Stop Light Switch Assembly
3
2
4
W–B
R
GR
19 4D
23 4D
22 4D
4 4A
23 4A
18 4A
R
GR
GR
R
W–B
N1

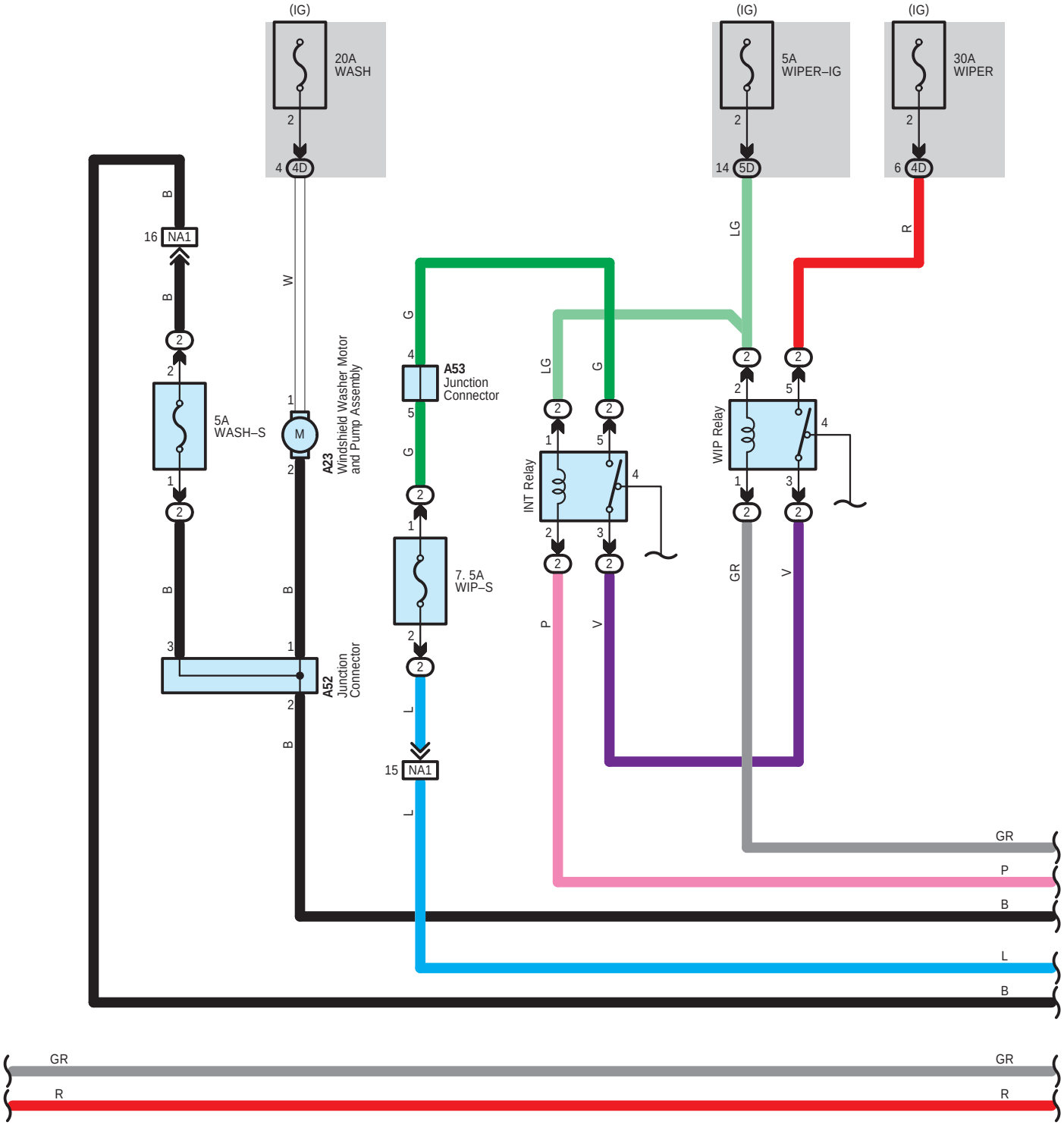
(IG)
20A
WASH
(IG)
5A
WIPER–IG
(IG)
30A
WIPER
4D
5D
4D
NA1
5A
WASH–S
M
A23
Windshield Washer Motor
and Pump Assembly
A53
Junction
Connector
7. 5A
WIP–S
INT Relay
WIP Relay
A52
Junction
Connector
NA1
GR
P
B
L
B
GR
R
GR
R

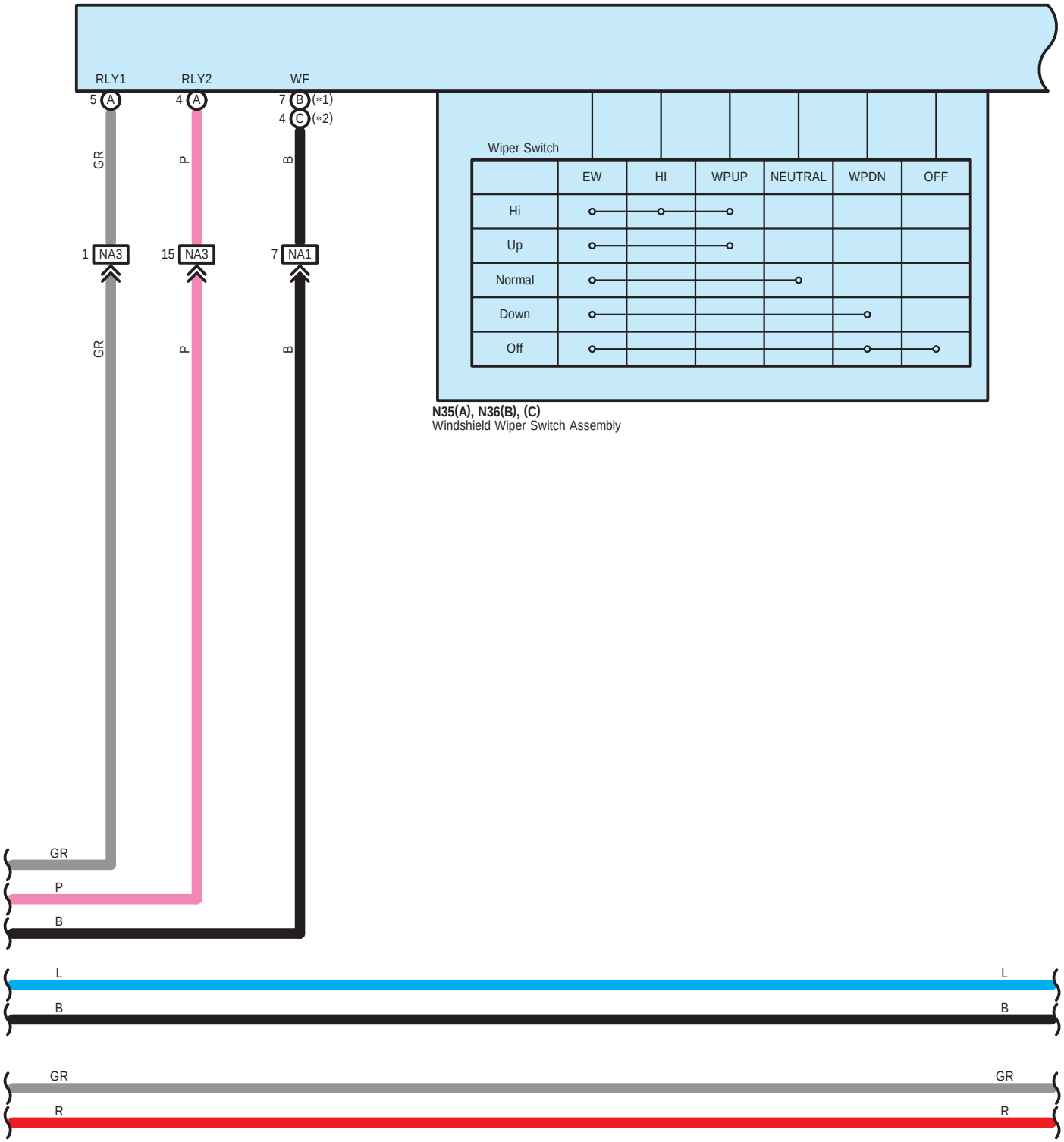
RLY1
RLY2
WF
5 A
4 A
7 B (*1)
4 C (*2)
GR
P
B
1 NA3
15 NA3
7 NA1
GR
P
B
Wiper Switch
EW
HI
WPUP
NEUTRAL
WPDN
OFF
Hi
Up
Normal
Down
Off
N35(A), N36(B), (C)
Windshield Wiper Switch Assembly
GR
P
B
L
L
B
B
GR
GR
R
R

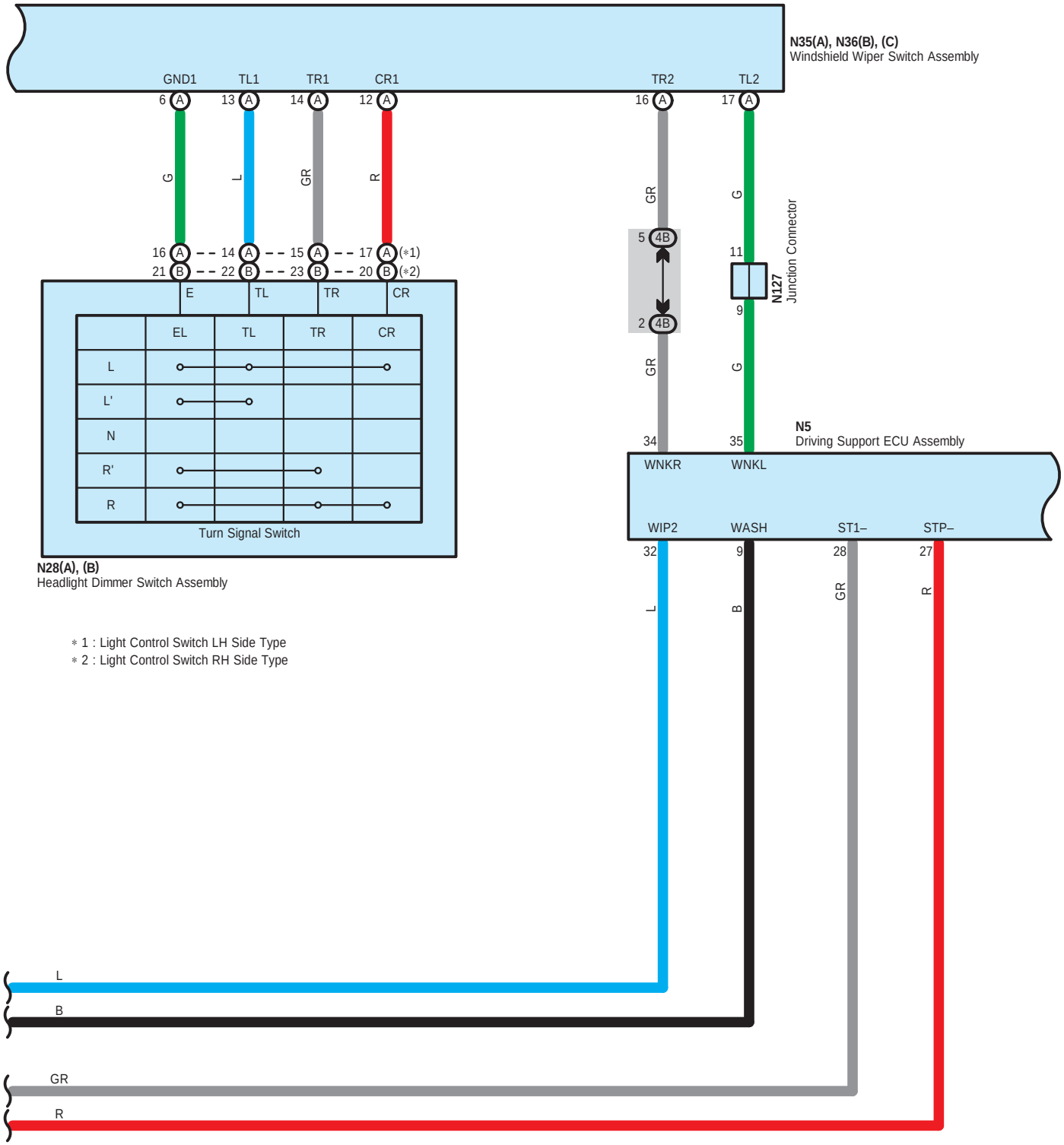
N35(A), N36(B), (C)
Windshield Wiper Switch Assembly
GND1
TL1
TR1
CR1
TR2
TL2
6 A
13 A
14 A
12 A
16 A
17 A
G
L
GR
R
GR
G
16 A
14 A
15 A
17 A (*1)
21 B
22 B
23 B
20 B (*2)
5 4B
2 4B
11
9
N127
Junction Connector
E
TL
TR
CR
EL
TL
TR
CR
L
L'
N
R'
R
Turn Signal Switch
N28(A), (B)
Headlight Dimmer Switch Assembly
GR
G
34
35
N5
Driving Support ECU Assembly
WNKR
WNKL
WIP2
WASH
ST1–
STP–
32
9
28
27
L
B
GR
R
* 1 : Light Control Switch LH Side Type
* 2 : Light Control Switch RH Side Type
L
B
GR
R

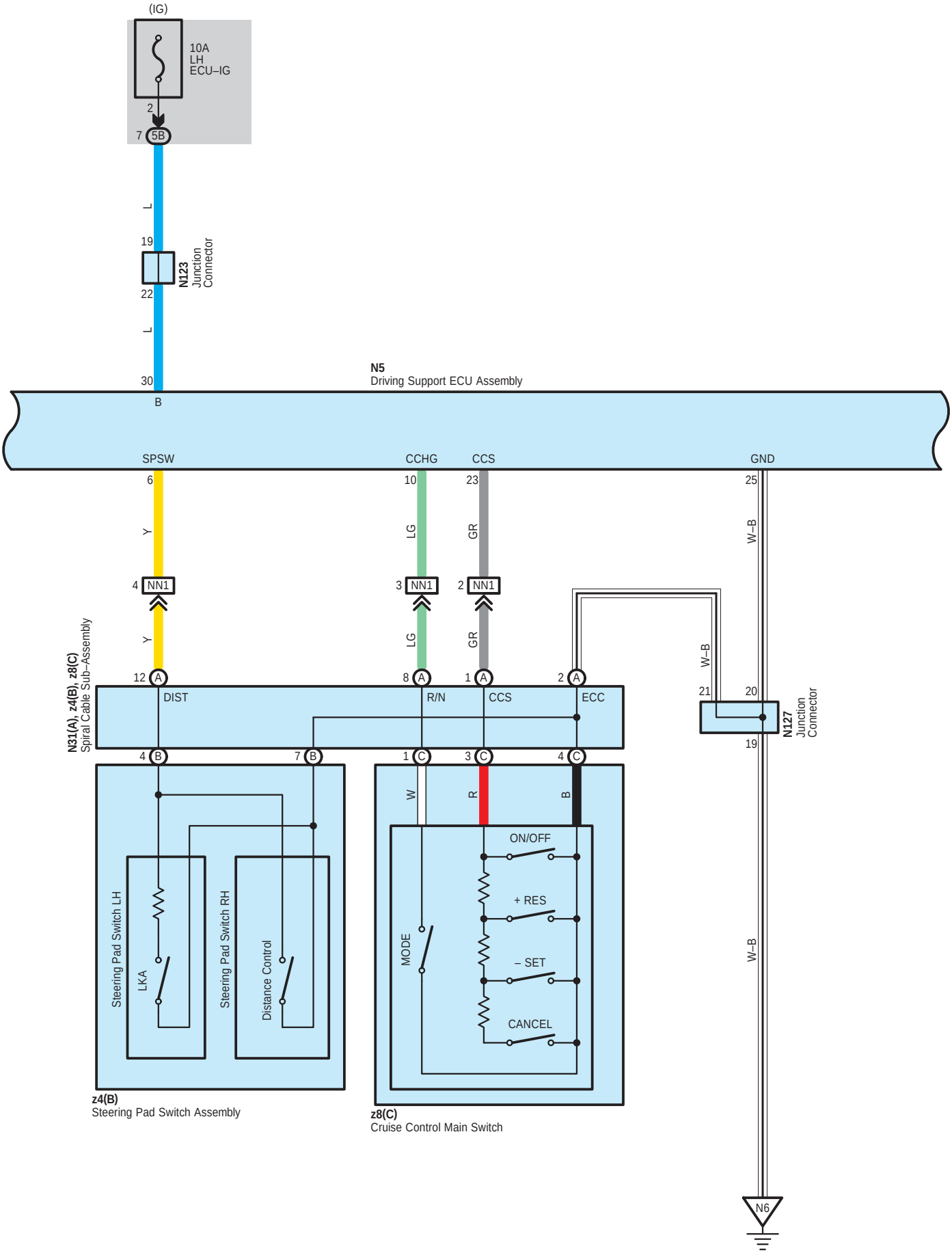
(IG)
10A
LH
ECU–IG
2
7 5B
L
19
N123
Junction
Connector
22
L
30
B
N5
Driving Support ECU Assembly
SPSW
CCHG
CCS
GND
6
10
23
25
Y
LG
GR
W–B
4 NN1
3 NN1
2 NN1
Y
LG
GR
W–B
N31(A), z4(B), z8(C)
Spiral Cable Sub–Assembly
12 A
8 A
1 A
2 A
DIST
R/N
CCS
ECC
21
20
N127
Junction
Connector
19
4 B
7 B
1 C
3 C
4 C
W
R
B
Steering Pad Switch LH
LKA
Steering Pad Switch RH
Distance Control
MODE
ON/OFF
+ RES
– SET
CANCEL
W–B
z4(B)
Steering Pad Switch Assembly
z8(C)
Cruise Control Main Switch
N6

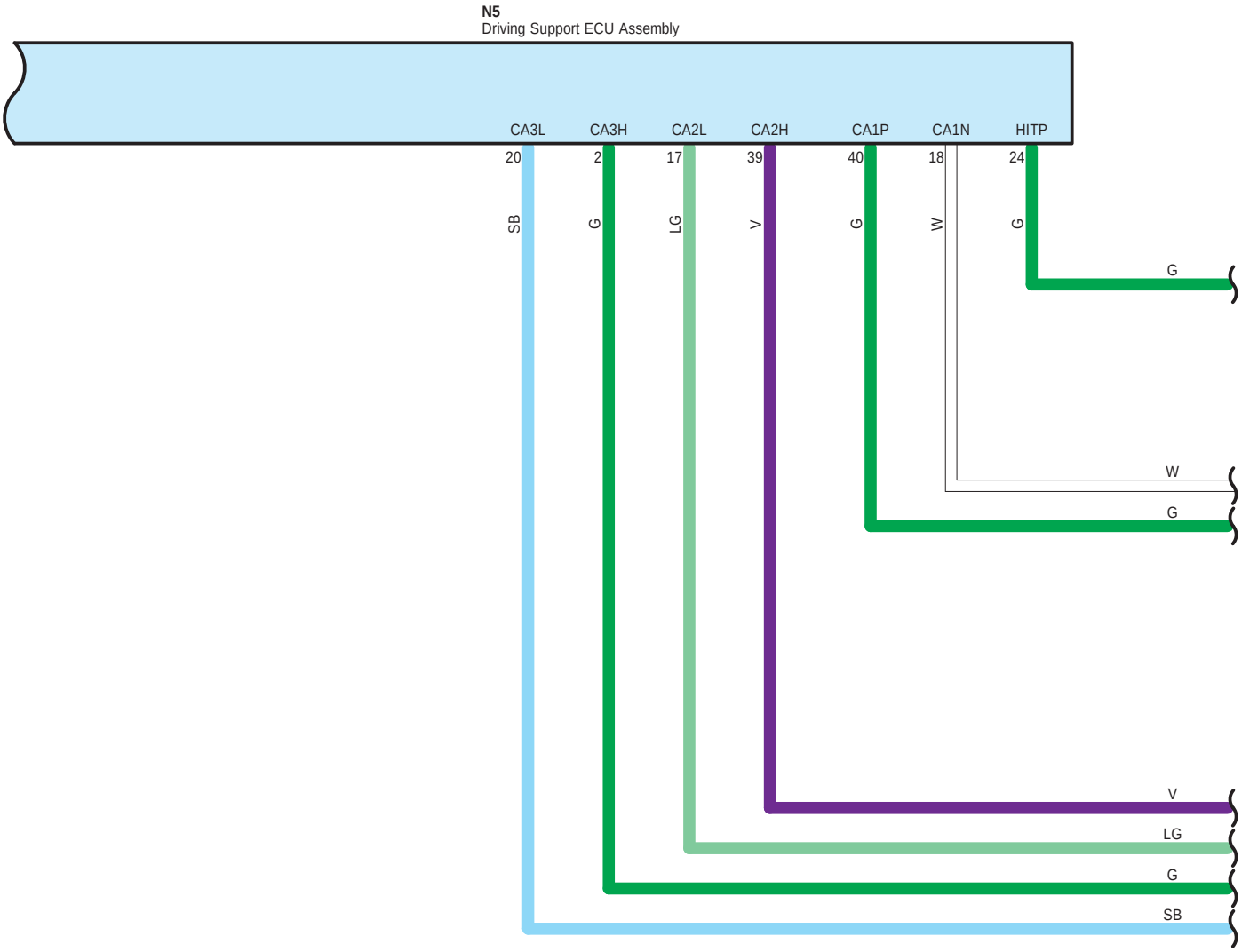
N5
Driving Support ECU Assembly
CA3L
CA3H
CA2L
CA2H
CA1P
CA1N
HITP
20
2
17
39
40
18
24
SB
G
LG
V
G
W
G
G
W
G
V
LG
G
SB

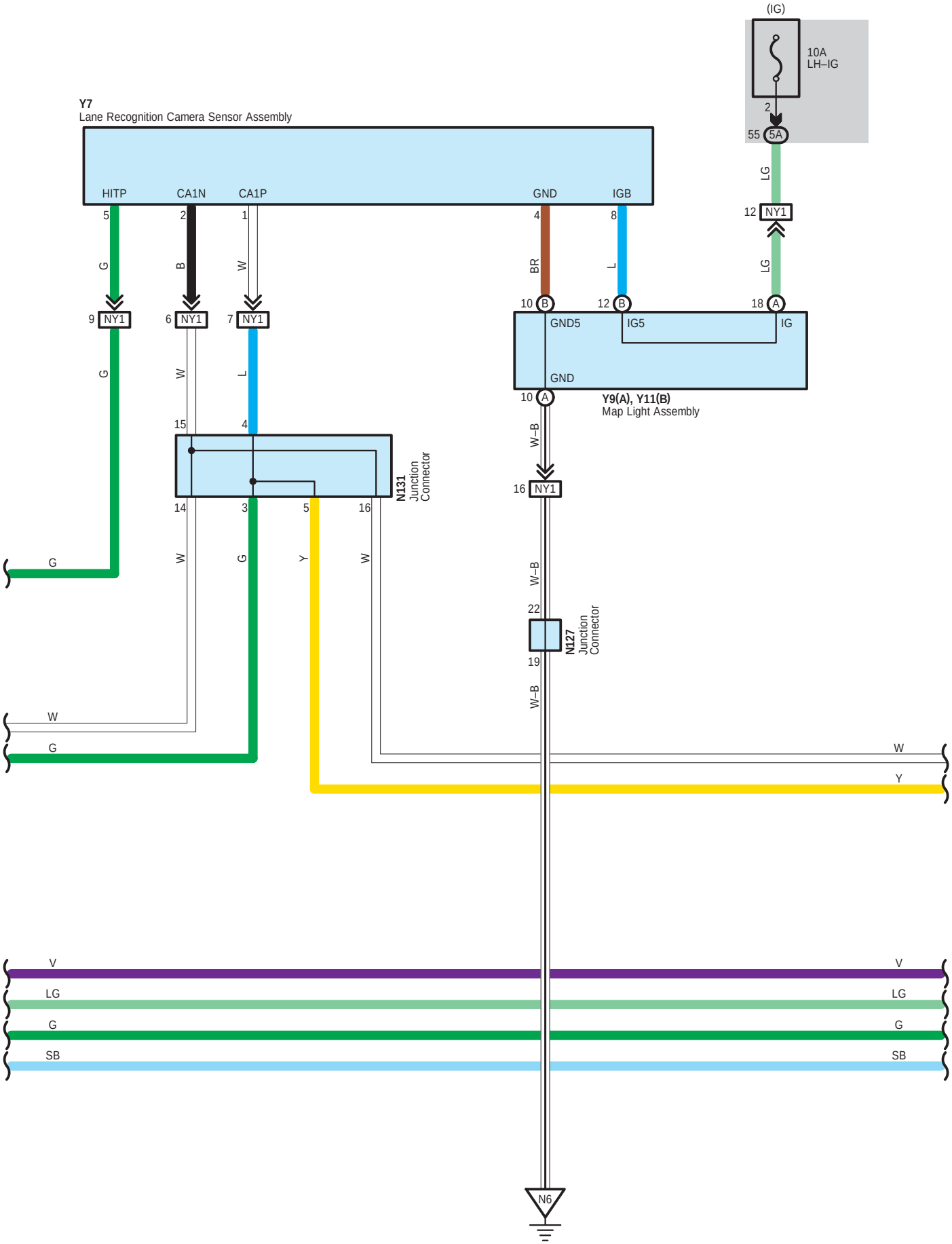
(IG)
10A
LH–IG
2
55 5A
LG
12 NY1
LG
Y7
Lane Recognition Camera Sensor Assembly
HITP
CA1N
CA1P
GND
IGB
5
2
1
4
8
G
B
W
BR
L
9 NY1
6 NY1
7 NY1
10 B
12 B
18 A
GND5
IG5
IG
GND
10 A
Y9(A), Y11(B)
Map Light Assembly
G
W
L
15
4
W–B
N131
Junction
Connector
16 NY1
14
3
5
16
G
W
G
Y
W
W–B
22
N127
Junction
Connector
19
W–B
W
G
W
Y
V
LG
G
SB
V
LG
G
SB
N6

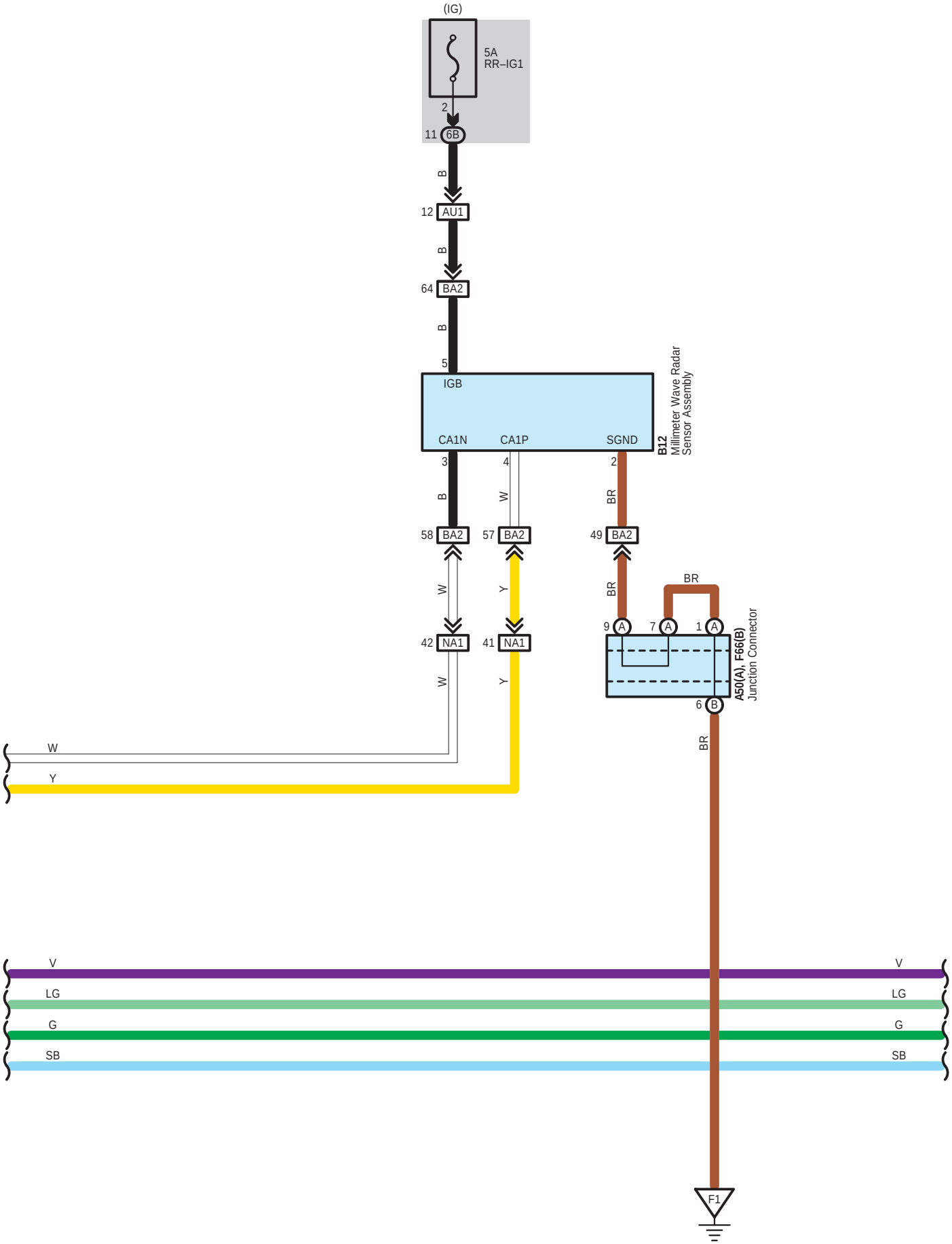
(IG)
5A
RR–IG1
2
11 6B
B
12 AU1
B
64 BA2
B
5
IGB
CA1N
CA1P
SGND
B12
Millimeter Wave Radar
Sensor Assembly
3
4
2
B
W
BR
58 BA2
57 BA2
49 BA2
W
Y
BR
BR
42 NA1
41 NA1
9 A
7 A
1 A
A50(A), F66(B)
Junction Connector
6 B
W
Y
BR
W
Y
V
LG
G
SB
V
LG
G
SB
F1

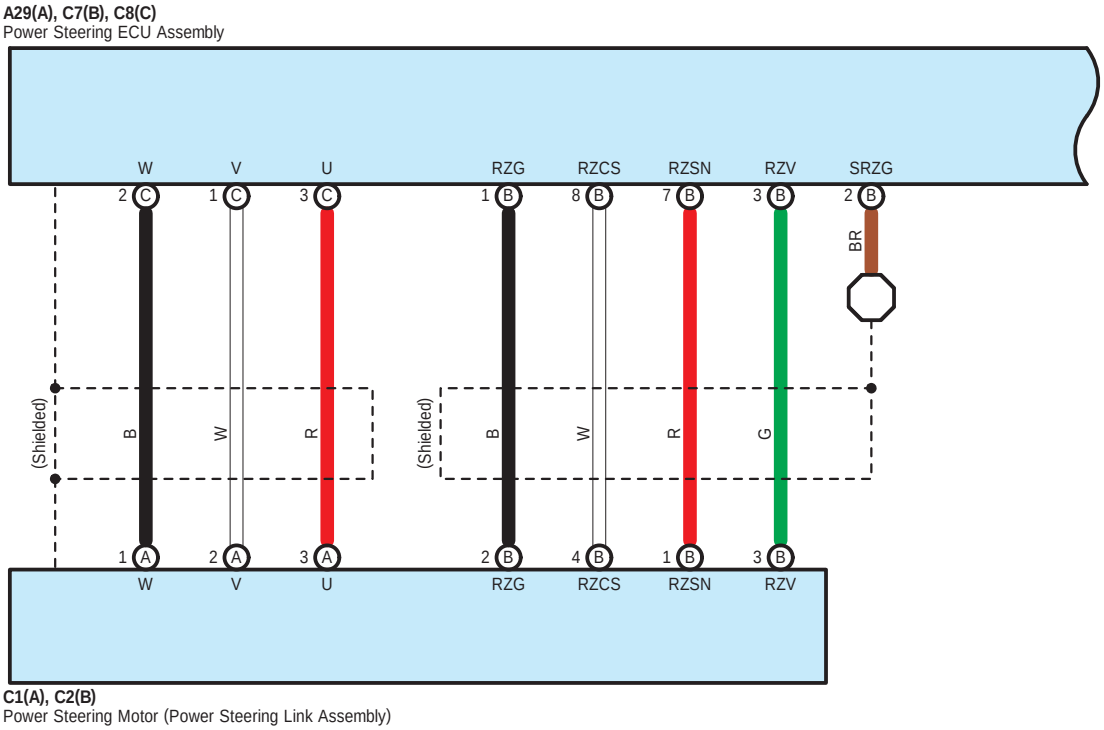
A29(A), C7(B), C8(C)
Power Steering ECU Assembly
W
V
U
RZG
RZCS
RZSN
RZV
SRZG
2 C
1 C
3 C
1 B
8 B
7 B
3 B
2 B
BR
(Shielded)
B
W
R
(Shielded)
B
W
R
G
1 A
2 A
3 A
2 B
4 B
1 B
3 B
W
V
U
RZG
RZCS
RZSN
RZV
C1(A), C2(B)
Power Steering Motor (Power Steering Link Assembly)

V
V
LG
LG
G
G
SB
SB

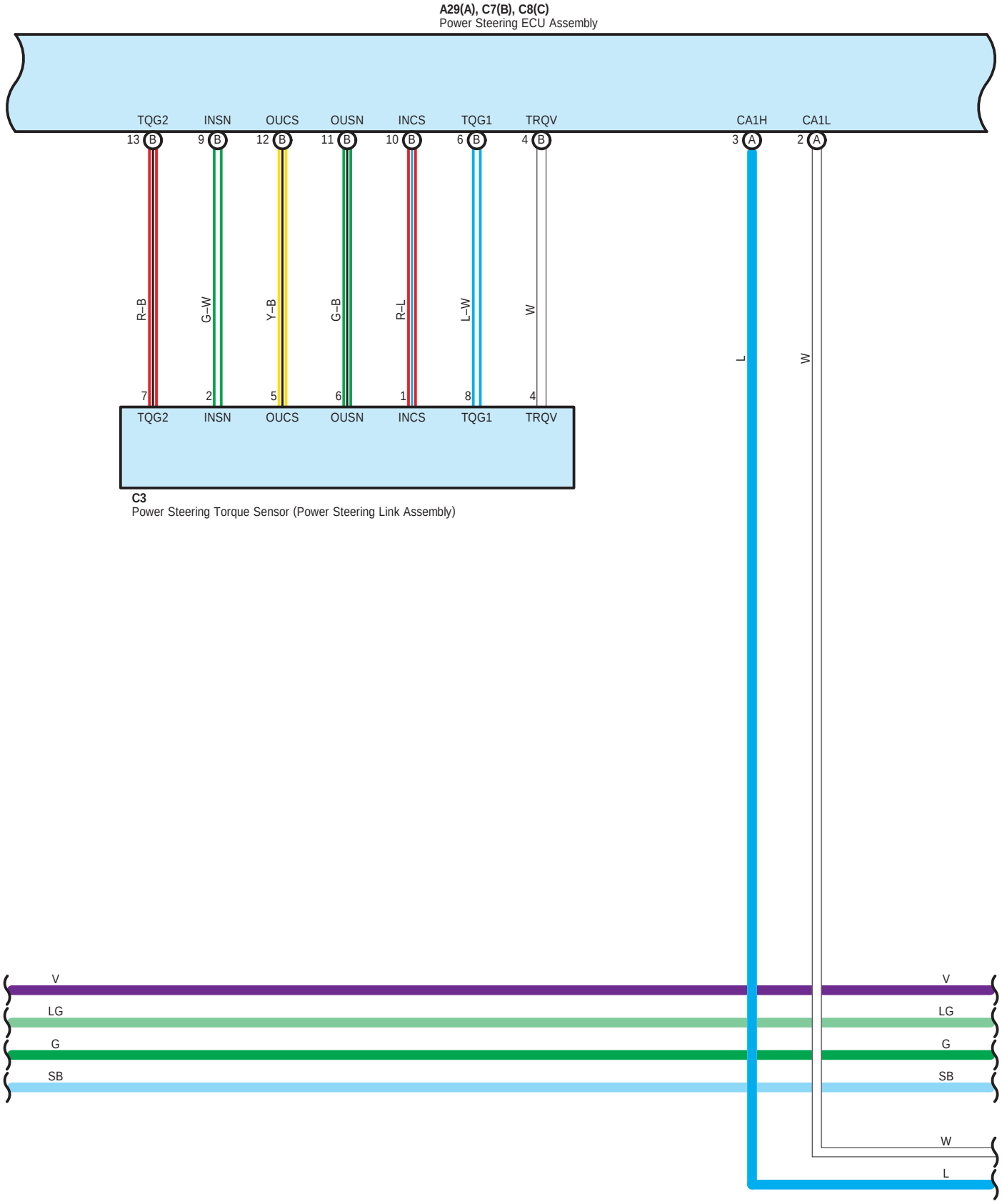
A29(A), C7(B), C8(C)
Power Steering ECU Assembly
TQG2
INSN
OUCS
OUSN
INCS
TQG1
TRQV
CA1H
CA1L
13 B
9 B
12 B
11 B
10 B
6 B
4 B
3 A
2 A
R–B
G–W
Y–B
G–B
R–L
L–W
W
L
W
7
2
5
6
1
8
4
TQG2
INSN
OUCS
OUSN
INCS
TQG1
TRQV
C3
Power Steering Torque Sensor (Power Steering Link Assembly)
V
LG
G
SB
V
LG
G
SB
W
L

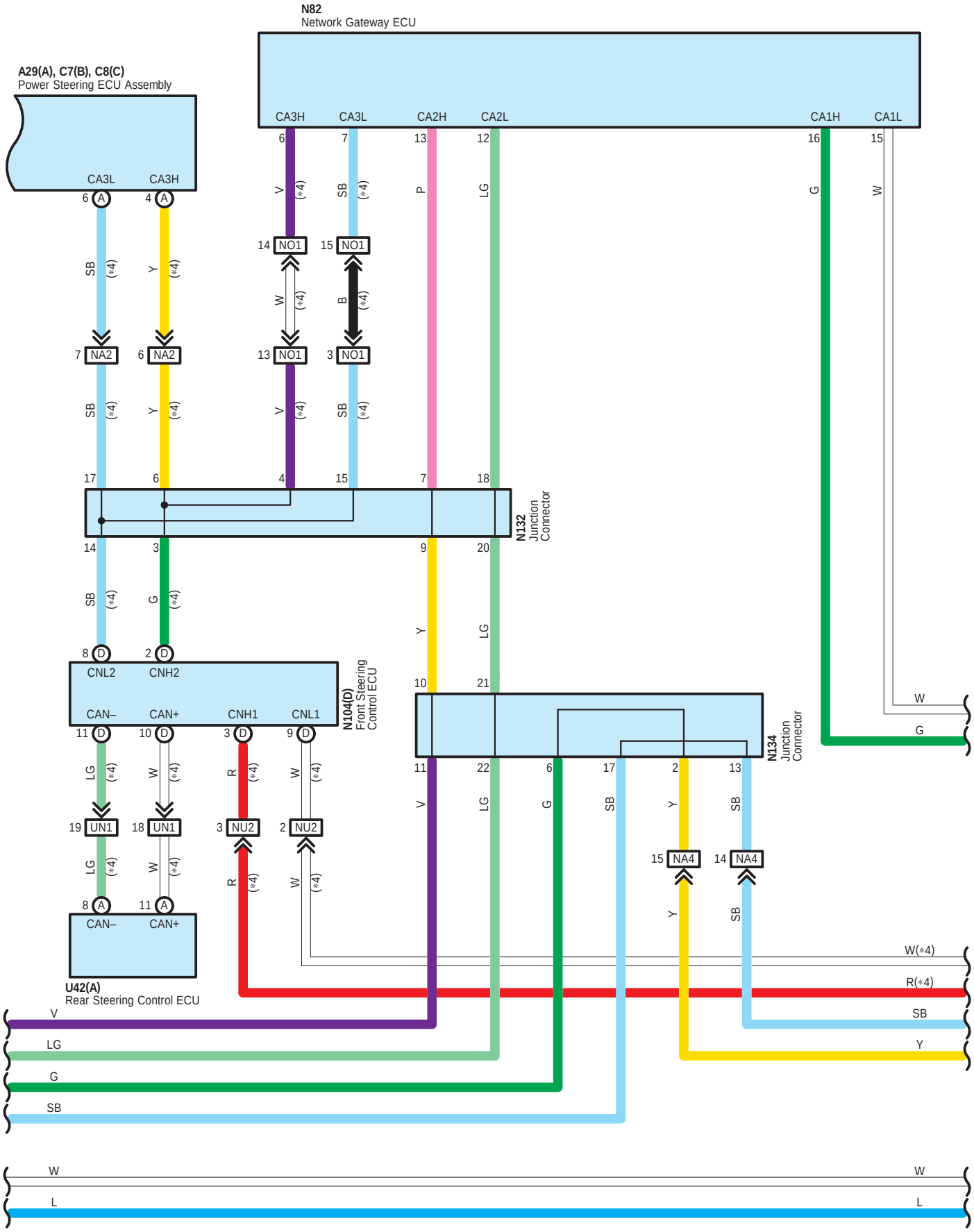
N82
Network Gateway ECU
CA3H
CA3L
CA2H
CA2L
CA1H
CA1L
A29(A), C7(B), C8(C)
Power Steering ECU Assembly
CA3L
CA3H
NO1
NA2
N132
Junction
Connector
CNL2
CNH2
N104(D)
Front Steering
Control ECU
CAN–
CAN+
CNH1
CNL1
UN1
NU2
U42(A)
Rear Steering Control ECU
N134
Junction
Connector
NA4
W(*4)
R(*4)
V
LG
G
SB
Y
W
L

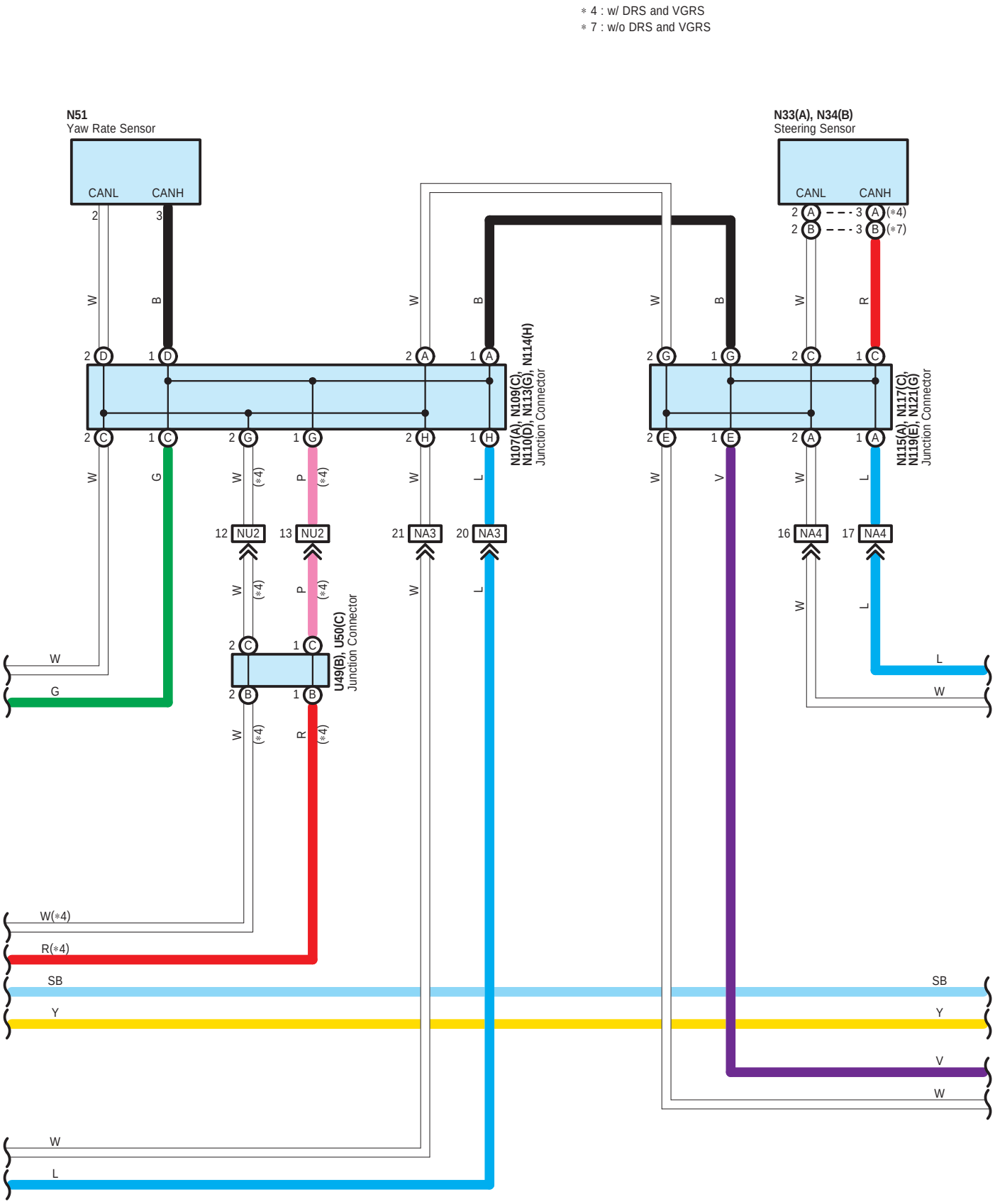
∗ 4 : w/ DRS and VGRS
∗ 7 : w/o DRS and VGRS
N51
Yaw Rate Sensor
CANL
CANH
N33(A), N34(B)
Steering Sensor
CANL
CANH
N107(A), N109(C), N110(D), N113(G), N114(H)
Junction Connector
N115(A), N117(C), N119(E), N121(G)
Junction Connector
U49(B), U50(C)
Junction Connector
NU2
NA3
NA4
W(∗4)
R(∗4)
SB
Y
V
W
L
G

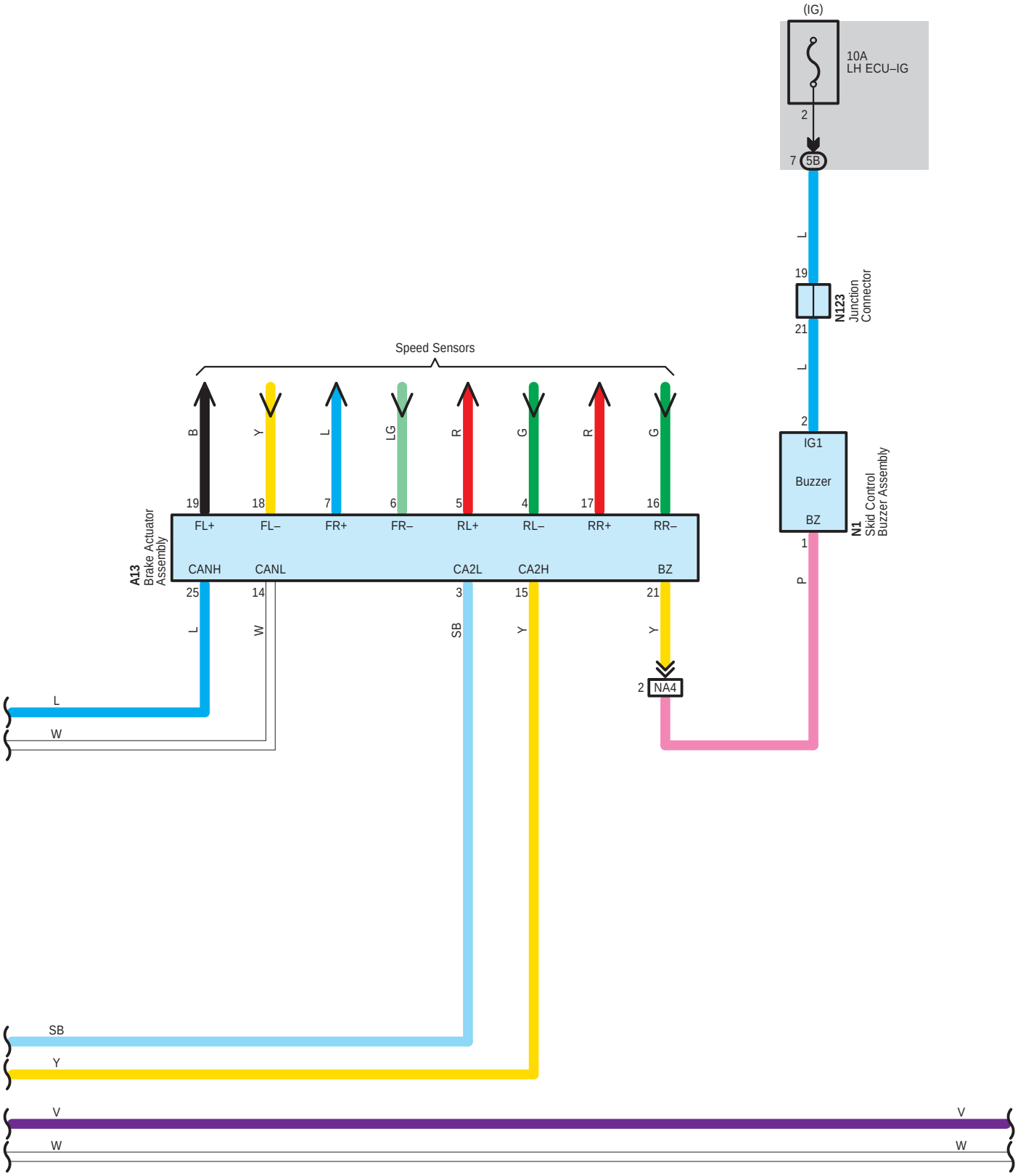
(IG)
10A
LH ECU–IG
2
7
5B
L
19
N123
Junction
Connector
21
L
2
IG1
Buzzer
BZ
N1
Skid Control
Buzzer Assembly
1
P
Speed Sensors
B
Y
L
LG
R
G
R
G
19
18
7
6
5
4
17
16
FL+
FL–
FR+
FR–
RL+
RL–
RR+
RR–
A13
Brake Actuator
Assembly
CANH
CANL
CA2L
CA2H
BZ
25
14
3
15
21
L
W
SB
Y
Y
2
NA4
L
W
SB
Y
V
V
W
W

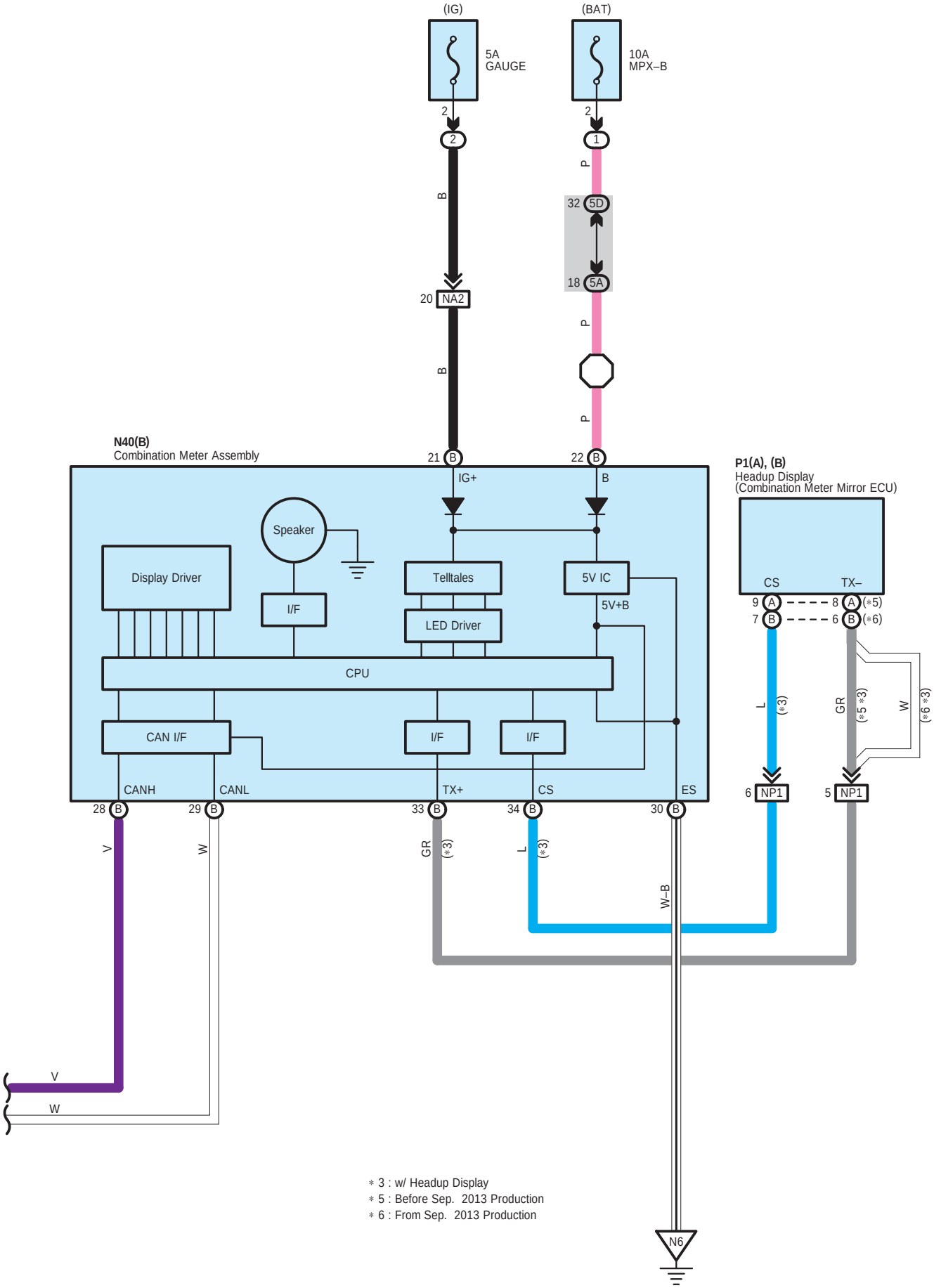

* 3 : w/ Headup Display
* 5 : Before Sep. 2013 Production
* 6 : From Sep. 2013 Production

A 5
White

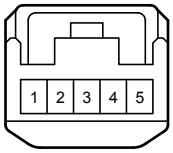

A 13
Black

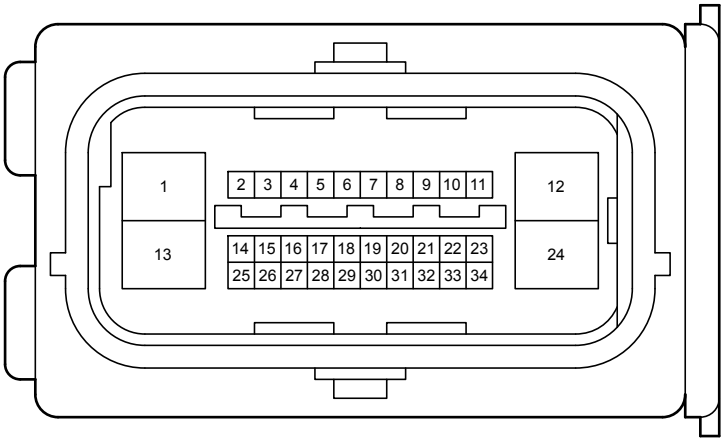

A 23
Black

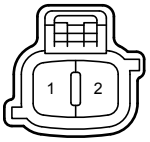

A 29
Black

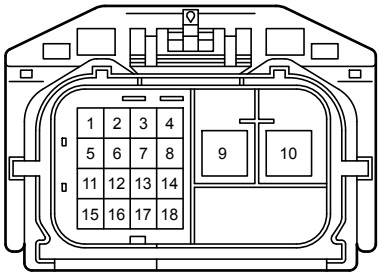

A 50
Gray

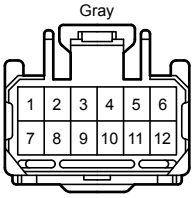

A 52
Black

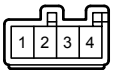

A 53
Black

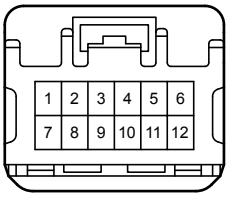

B 12
Black

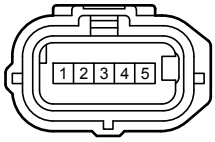

C 1
Gray

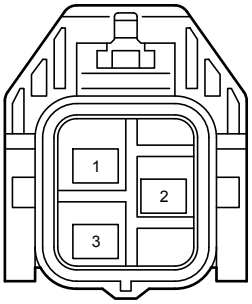

C 2
Gray

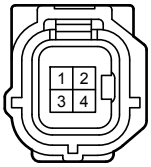

C 3
Gray



C 7
Black

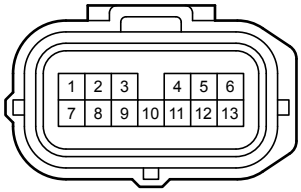

C 8
Black

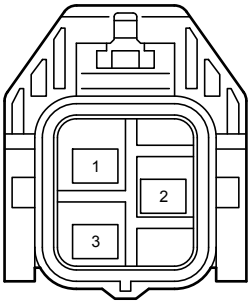

F 66
Gray



N 1
Blue



N 5
White

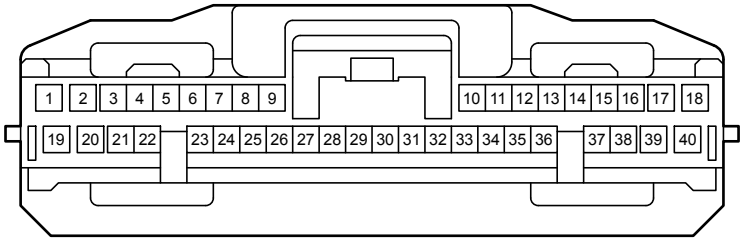

N 28
Black

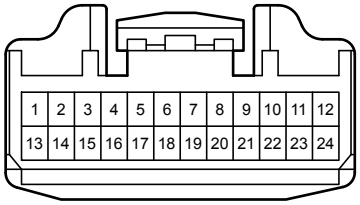

N 31
Black

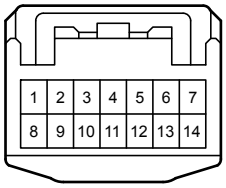

N 33
White

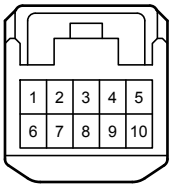

N 34
Black

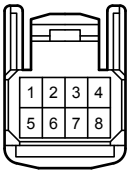

N 35
White

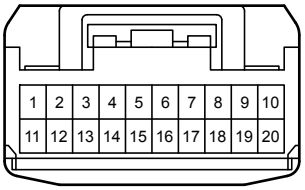

N 36
White

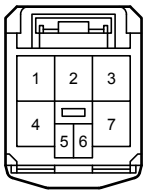

N 40
Black

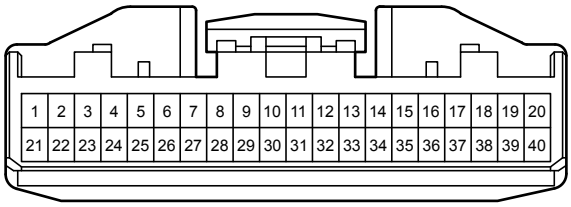

N 51
Black

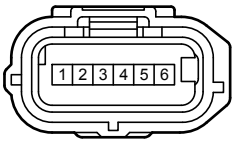

N 82
White

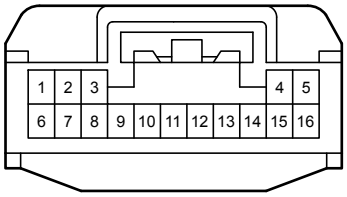

N104
White

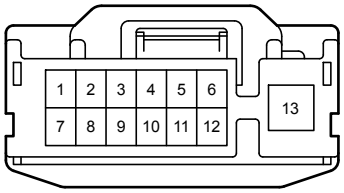

N107
White

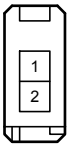

N109
White

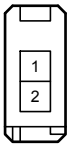

N110
White

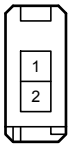

N113
White

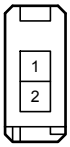

N114
White

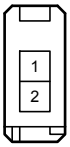

N115
White

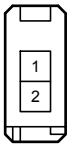

N117
White

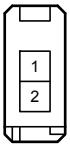

N119
White

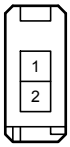

N121
White

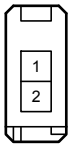

N123
Blue

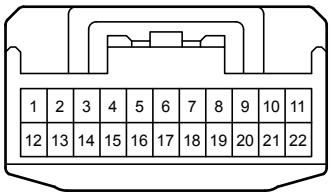

N127
Blue

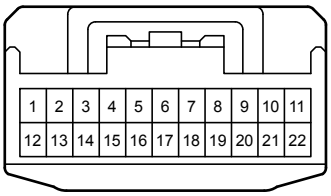

N131
Gray

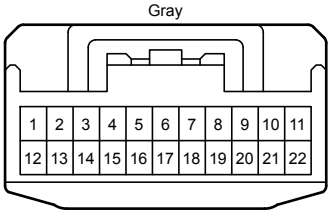

N132
Black

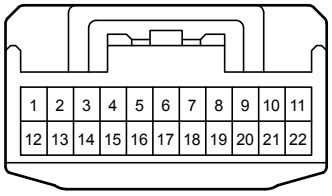

N134
Black

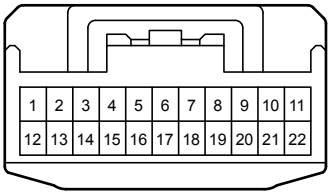

P 1
White

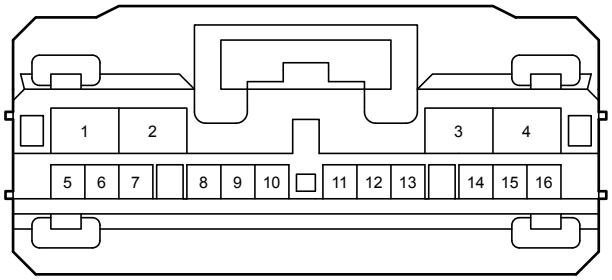

U 42
Black

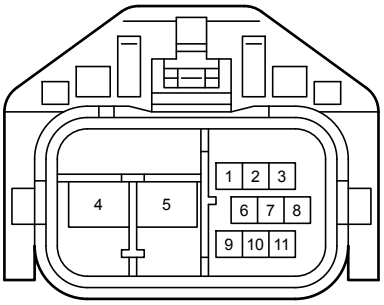

U 49
White

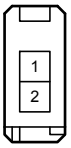

U 50
White

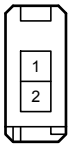

Y 7
White

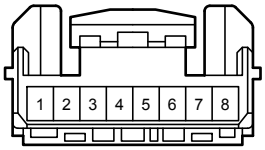

Y 9
White

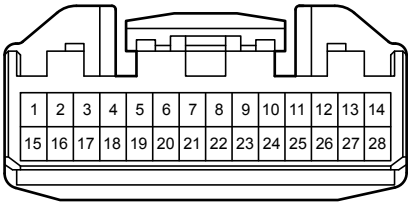

Y 11
White

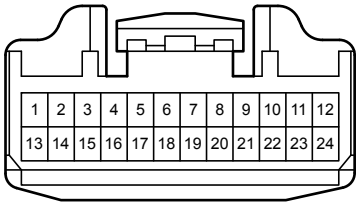

z 4
Black

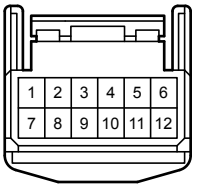

z 8
White

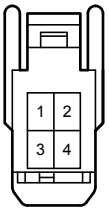

4A
White

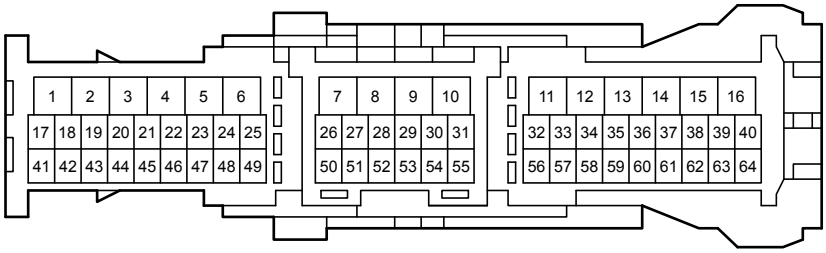

4B
White

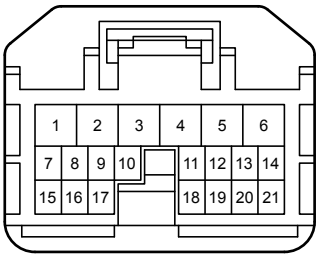

4D
White

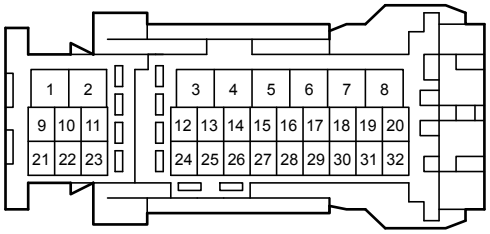

5A
White

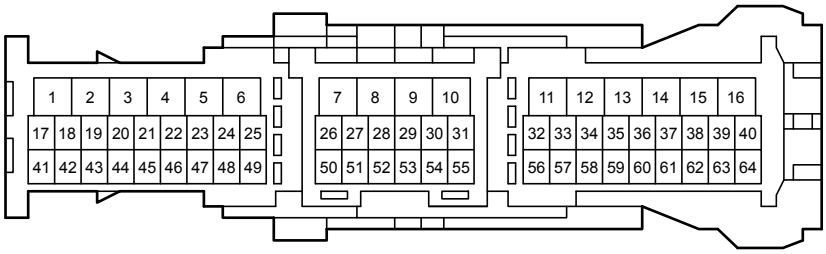

5B
White

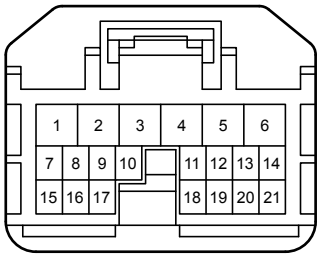

5D
White

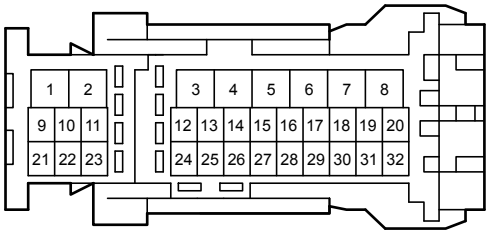

6B
White

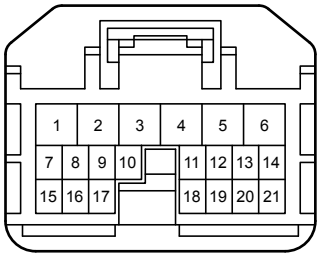

AU1
White

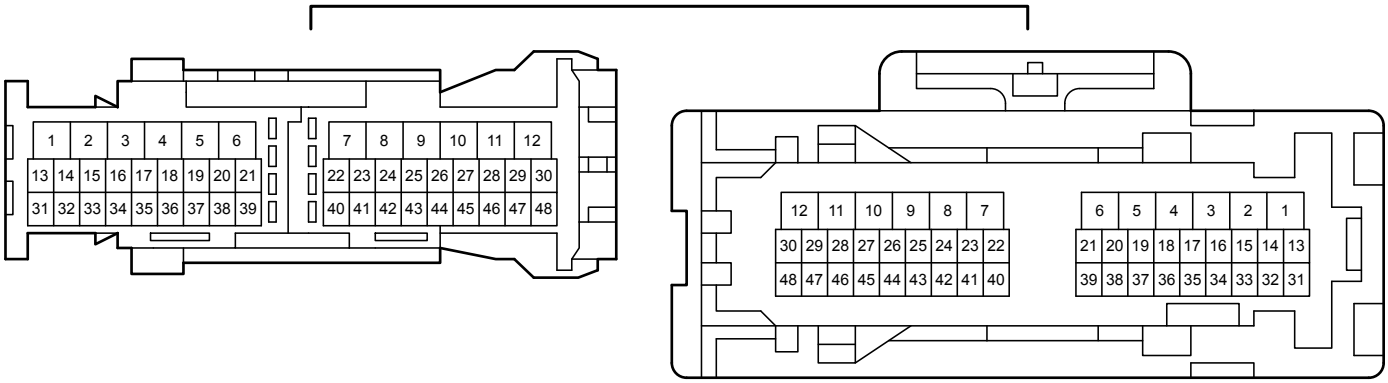

BA2
White

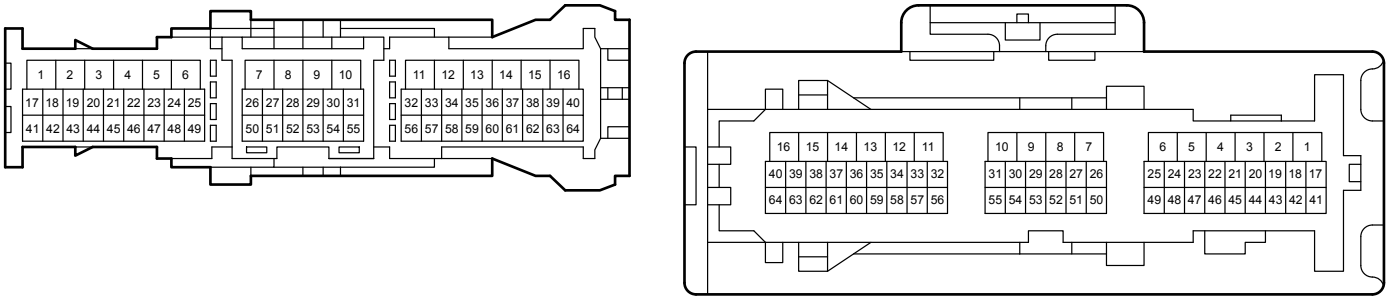

NA1
White

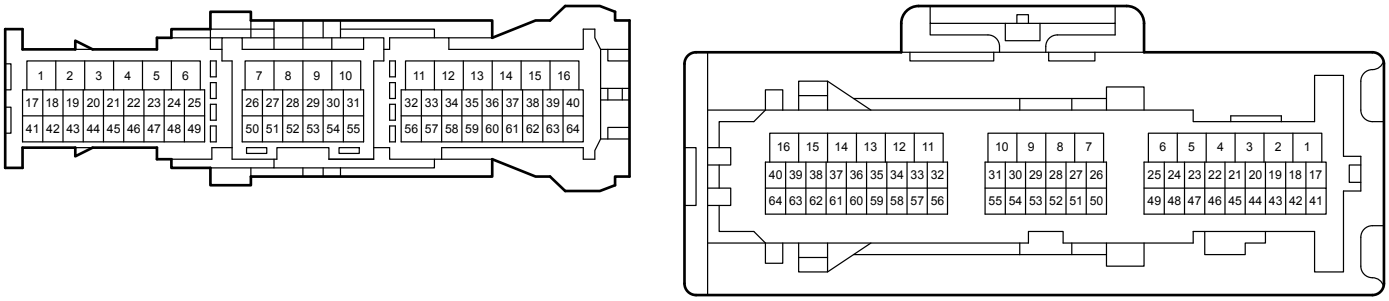

NA2
White

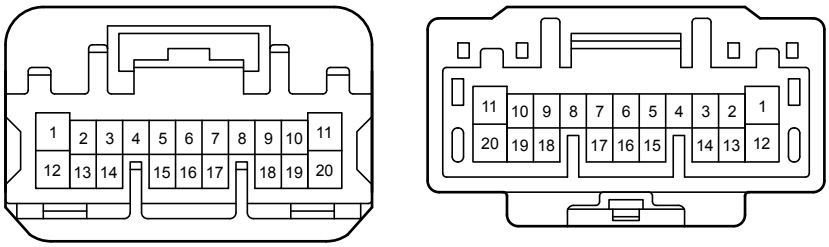

NA3
White

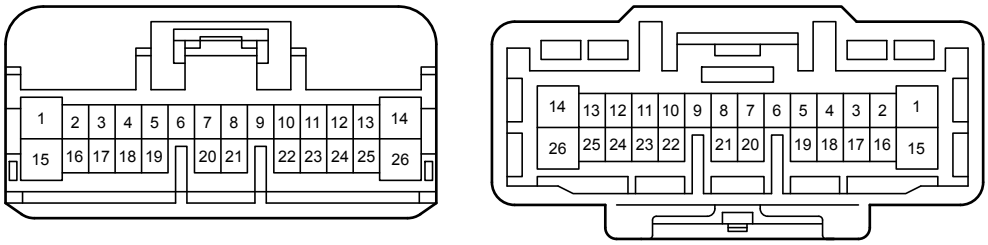

NA4
Gray

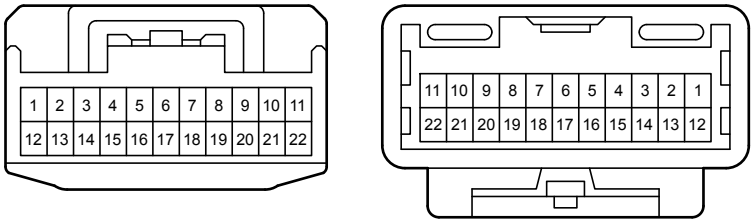

NN1
White

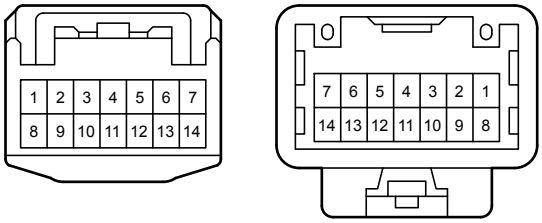

NO1
White

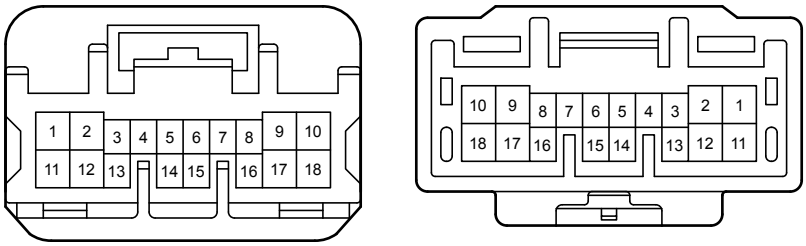

NP1
White

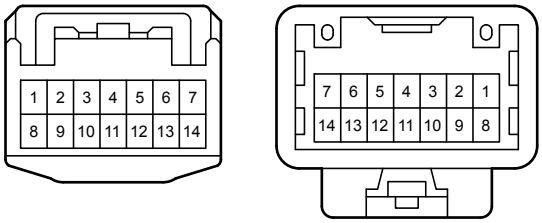

NU2
White

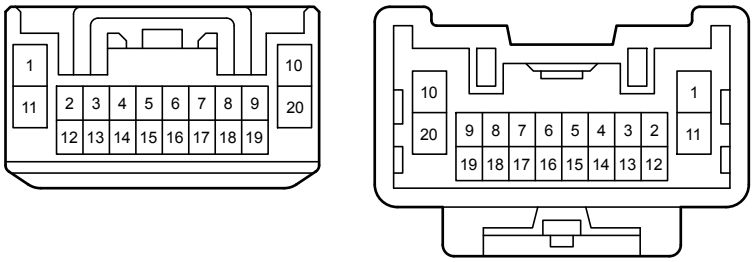

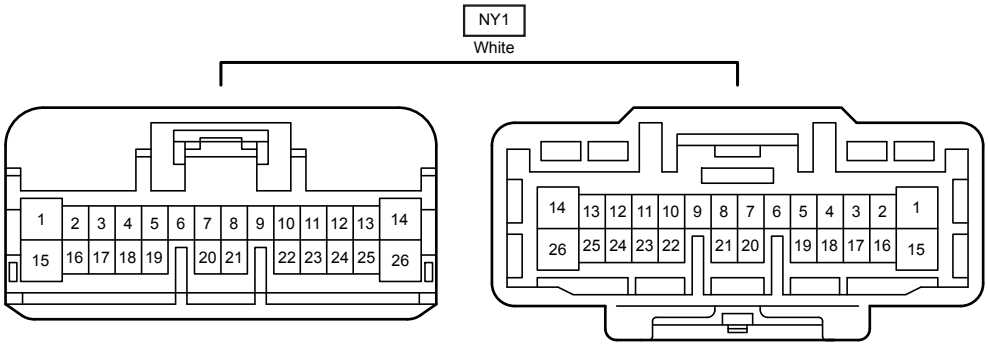
NY1
White
1 2 3 4 5 6 7 8 9 10 11 12 13 14
15 16 17 18 19 20 21 22 23 24 25 26
14 13 12 11 10 9 8 7 6 5 4 3 2 1
26 25 24 23 22 21 20 19 18 17 16 15

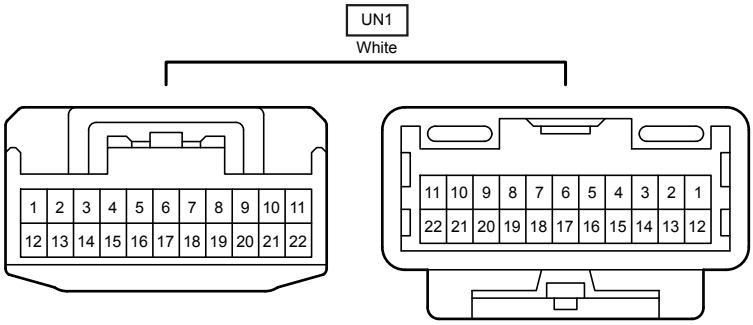
UN1
White
1 2 3 4 5 6 7 8 9 10 11
12 13 14 15 16 17 18 19 20 21 22
11 10 9 8 7 6 5 4 3 2 1
22 21 20 19 18 17 16 15 14 13 12