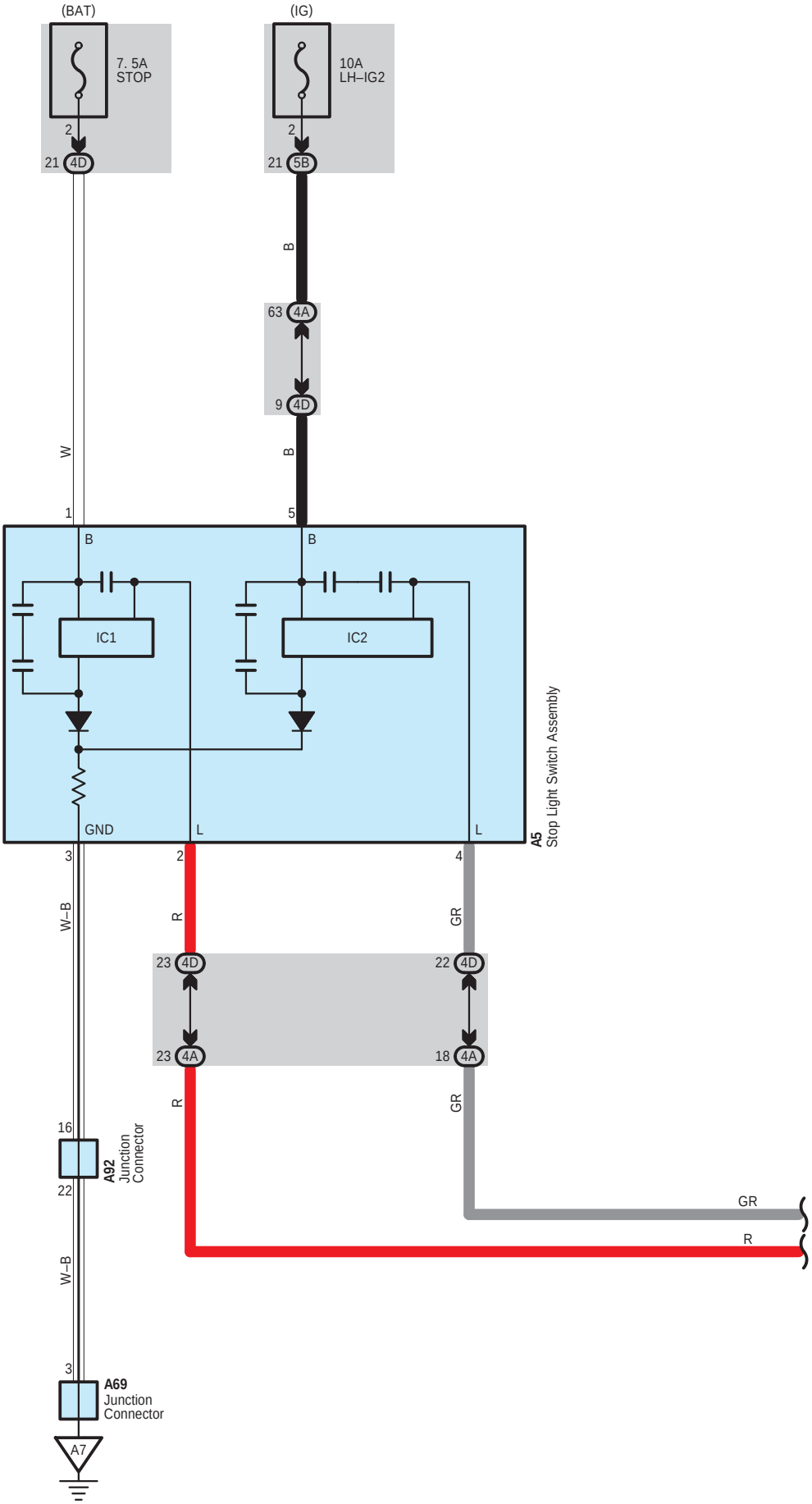
(BAT)
7. 5A
STOP
2
21 4D
(IG)
10A
LH–IG2
2
21 5B
B
63 4A
9 4D
B
W
1
5
B
B
IC1
IC2
GND
L
L
A5
Stop Light Switch Assembly
3
2
4
W–B
R
GR
23 4D
22 4D
23 4A
18 4A
R
GR
16
22
A92
Junction
Connector
GR
R
W–B
3
A69
Junction
Connector
A7

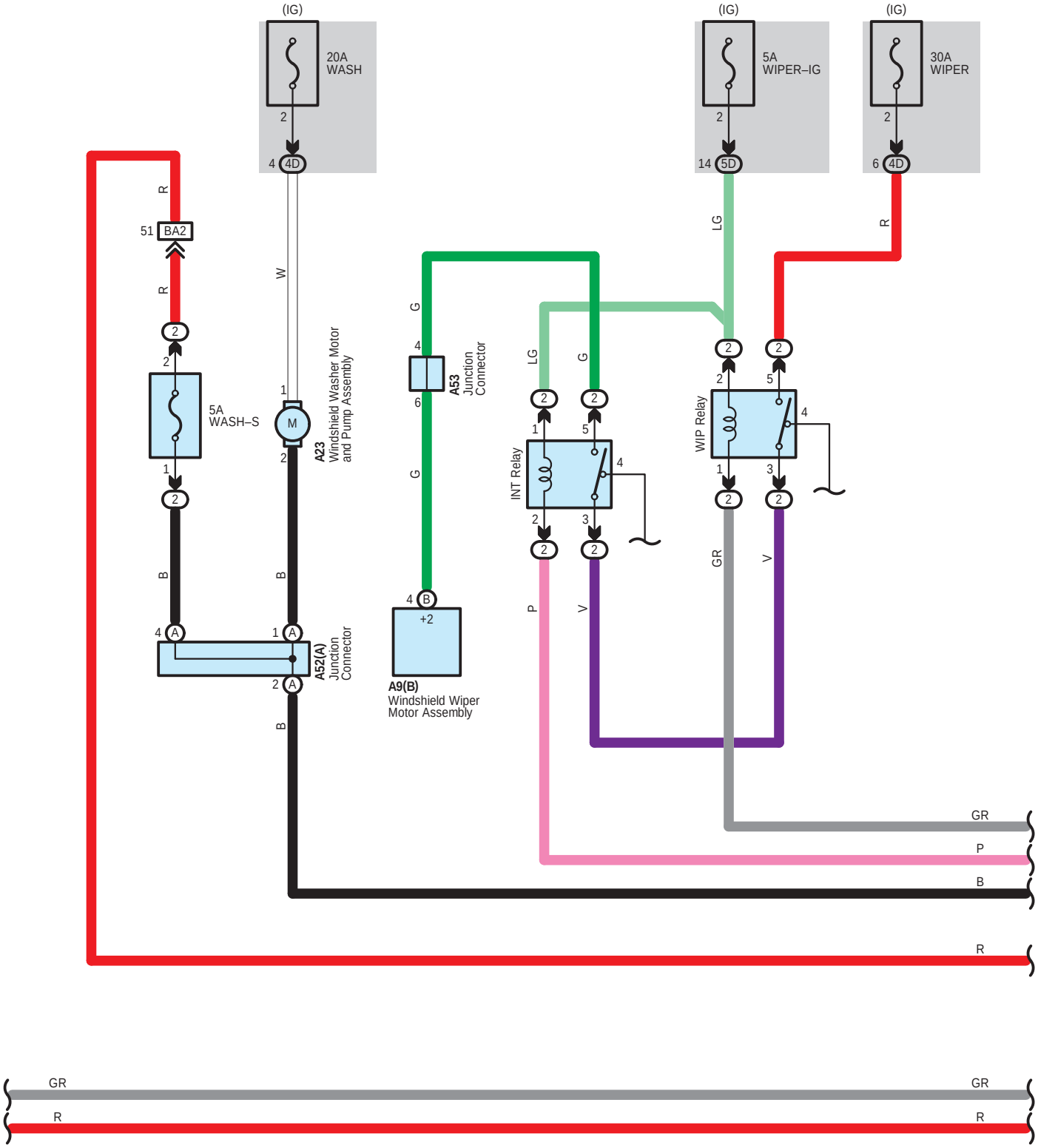
(IG)
20A
WASH
(IG)
5A
WIPER–IG
(IG)
30A
WIPER
51 BA2
5A
WASH–S
M
A23
Windshield Washer Motor
and Pump Assembly
A53
Junction
Connector
A52(A)
Junction
Connector
A9(B)
Windshield Wiper
Motor Assembly
INT Relay
WIP Relay
R
W
G
LG
B
P
V
GR

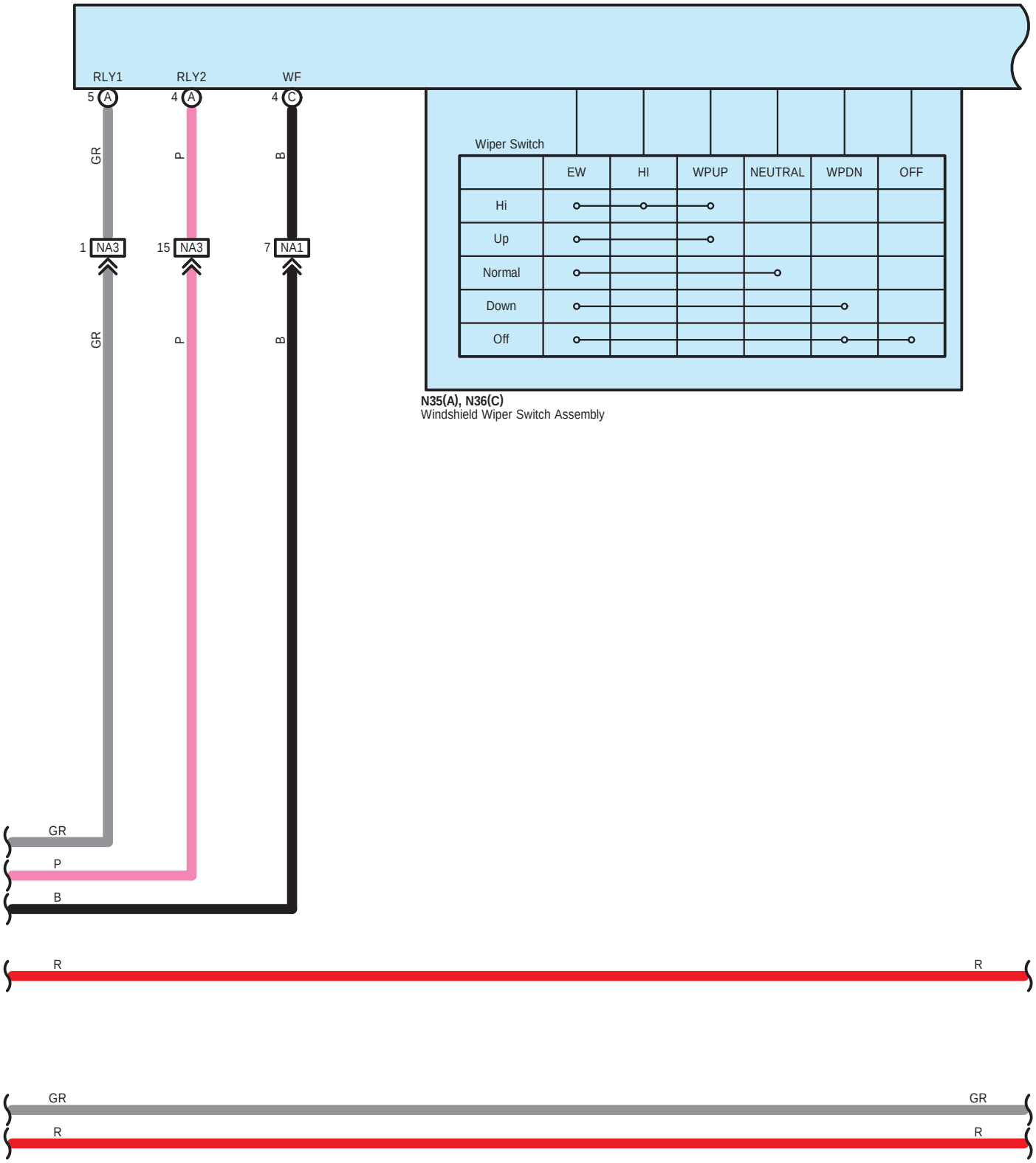
RLY1
RLY2
WF
5 A
4 A
4 C
GR
P
B
1 NA3
15 NA3
7 NA1
GR
P
B
Wiper Switch
EW
HI
WPUP
NEUTRAL
WPDN
OFF
Hi
Up
Normal
Down
Off
N35(A), N36(C)
Windshield Wiper Switch Assembly
GR
P
B
R
R
GR
GR
R
R

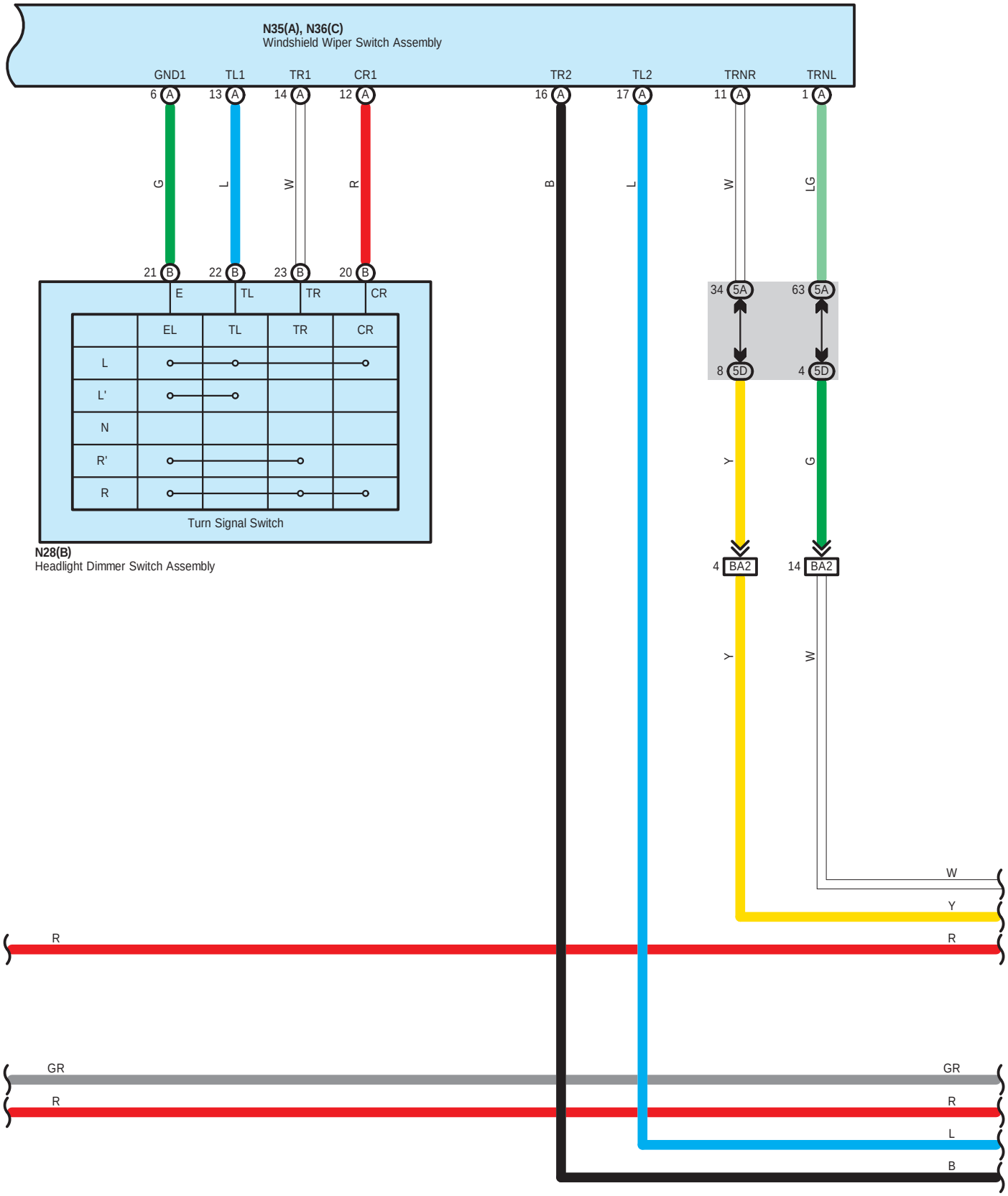
N35(A), N36(C)
Windshield Wiper Switch Assembly
GND1
TL1
TR1
CR1
TR2
TL2
TRNR
TRNL
6 A
13 A
14 A
12 A
16 A
17 A
11 A
1 A
G
L
W
R
B
L
W
LG
21 B
22 B
23 B
20 B
E
TL
TR
CR
EL
TL
TR
CR
L
L'
N
R'
R
Turn Signal Switch
N28(B)
Headlight Dimmer Switch Assembly
34 5A
63 5A
8 5D
4 5D
Y
G
4 BA2
14 BA2
Y
W
W
Y
R
R
R
GR
GR
R
R
L
B

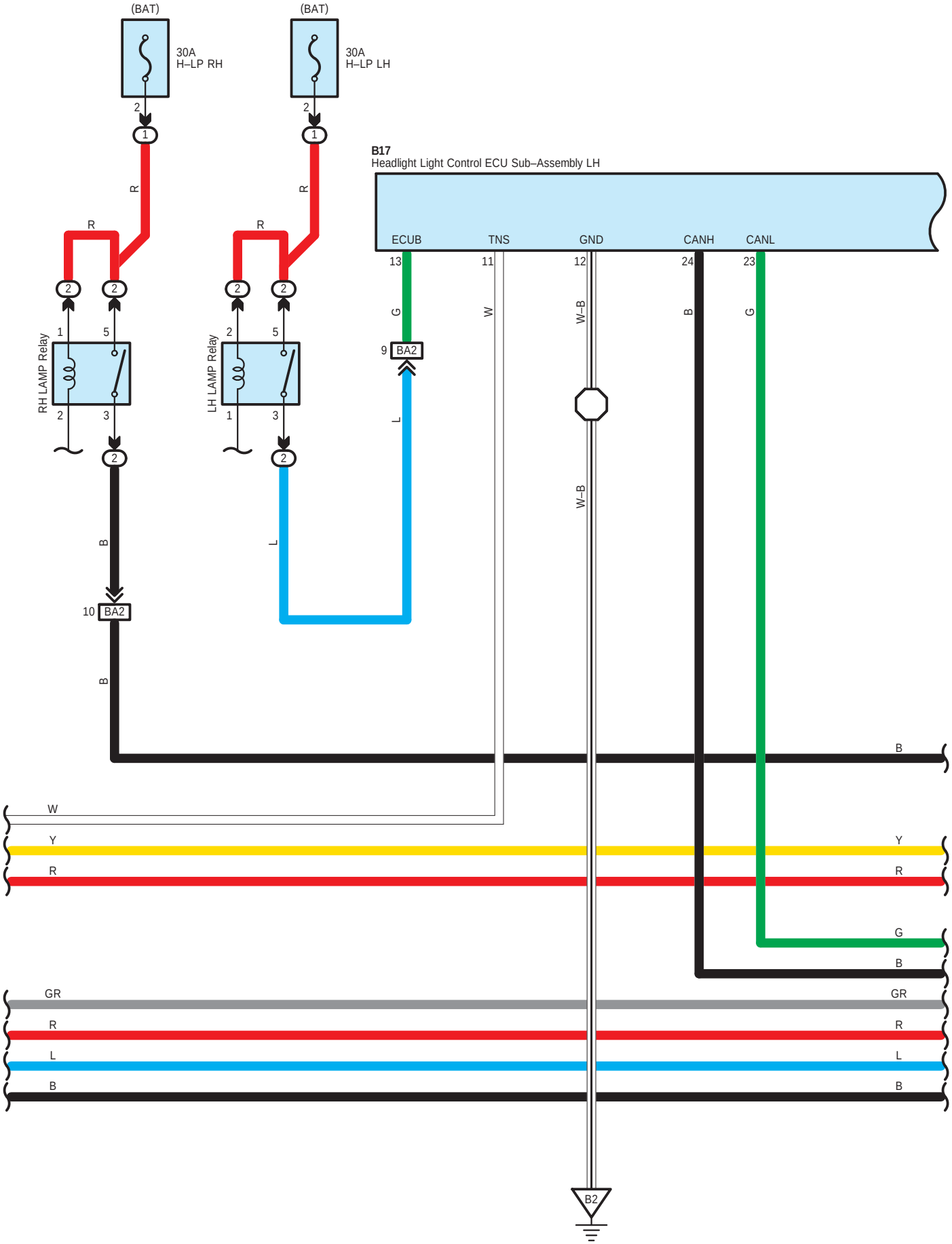
(BAT)
30A
H–LP RH
(BAT)
30A
H–LP LH
B17
Headlight Light Control ECU Sub–Assembly LH
ECUB
TNS
GND
CANH
CANL
RH LAMP Relay
LH LAMP Relay
BA2
B2

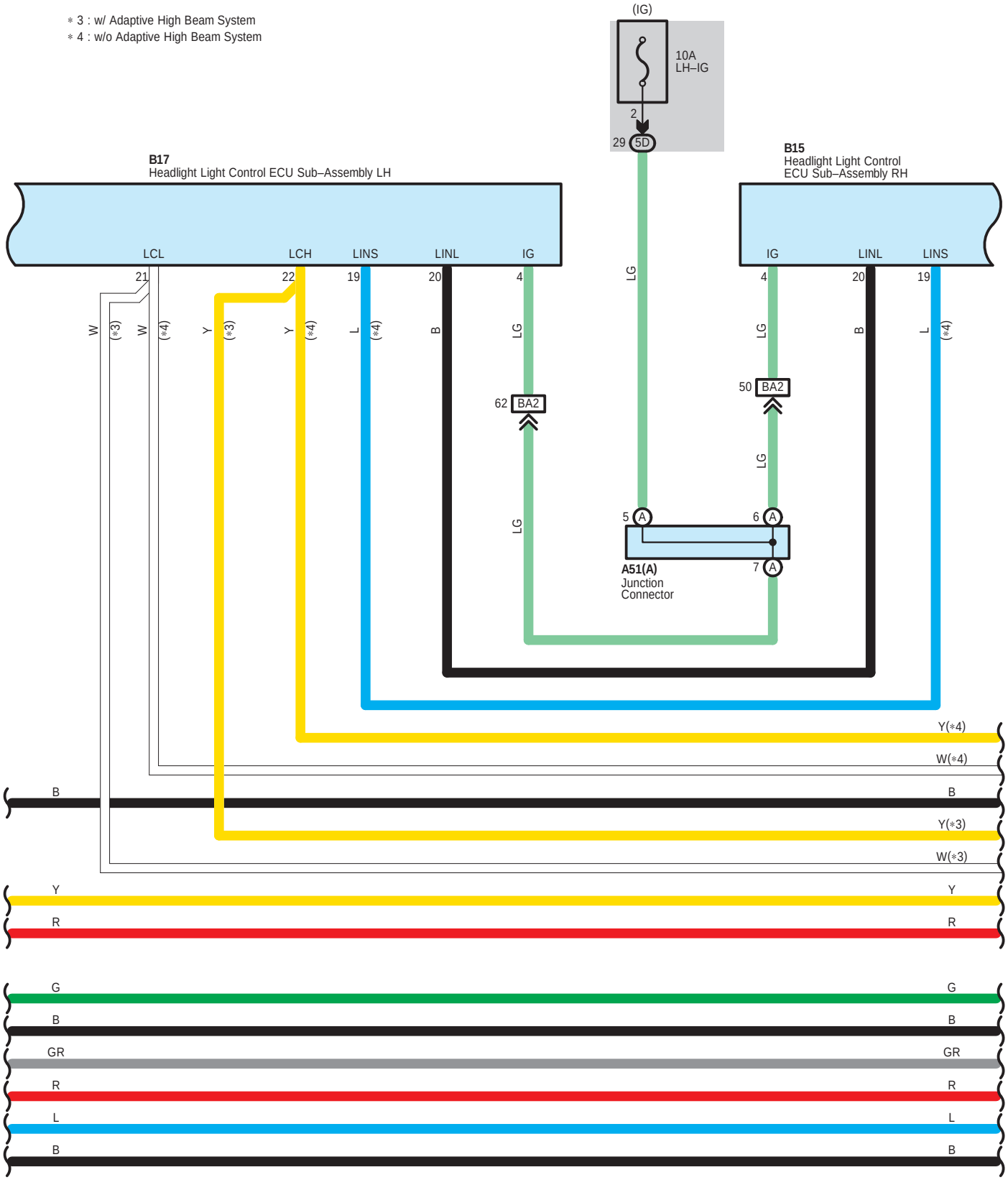
∗3 : w/ Adaptive High Beam System
∗4 : w/o Adaptive High Beam System
(IG)
10A
LH–IG
2
29 5D
B17
Headlight Light Control ECU Sub–Assembly LH
B15
Headlight Light Control
ECU Sub–Assembly RH
LCL
LCH
LINS
LINL
IG
21
22
19
20
4
W
(∗3)
W
(∗4)
Y
(∗3)
Y
(∗4)
L
(∗4)
B
LG
62 BA2
50 BA2
5 A
6 A
7 A
A51(A)
Junction
Connector
Y(∗4)
W(∗4)
B
Y(∗3)
W(∗3)
Y
R
G
B
GR
R
L
B

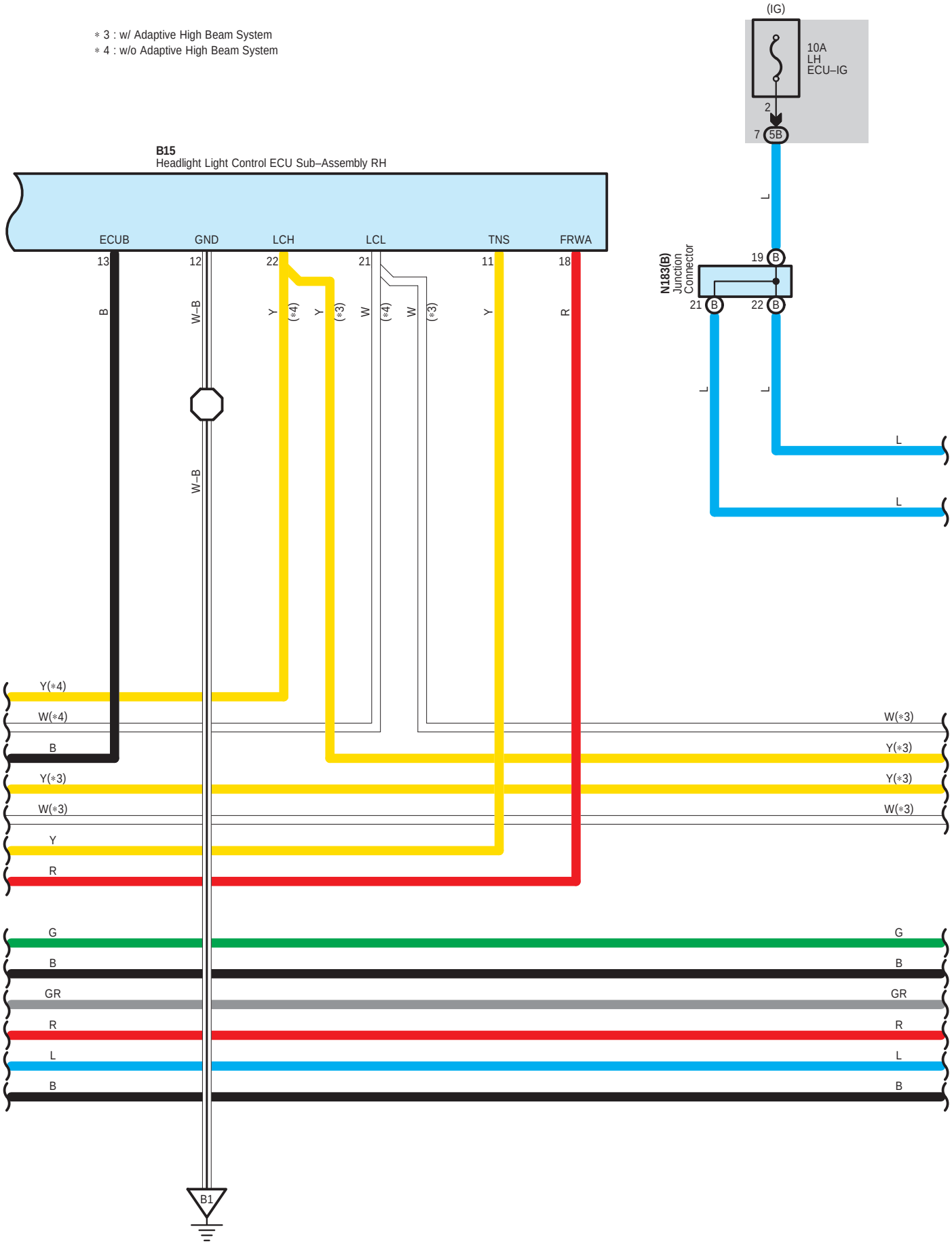
∗ 3 : w/ Adaptive High Beam System
∗ 4 : w/o Adaptive High Beam System
(IG)
10A
LH
ECU–IG
2
7
5B
B15
Headlight Light Control ECU Sub–Assembly RH
ECUB
GND
LCH
LCL
TNS
FRWA
13
12
22
21
11
18
B
W–B
Y
(∗4)
Y
(∗3)
W
(∗4)
W
(∗3)
Y
R
W–B
N183(B)
Junction
Connector
19
21
22
L
L
L
L
L
Y(∗4)
W(∗4)
B
Y(∗3)
W(∗3)
Y
R
W(∗3)
Y(∗3)
Y(∗3)
W(∗3)
G
B
GR
R
L
B
G
B
GR
R
L
B
B1

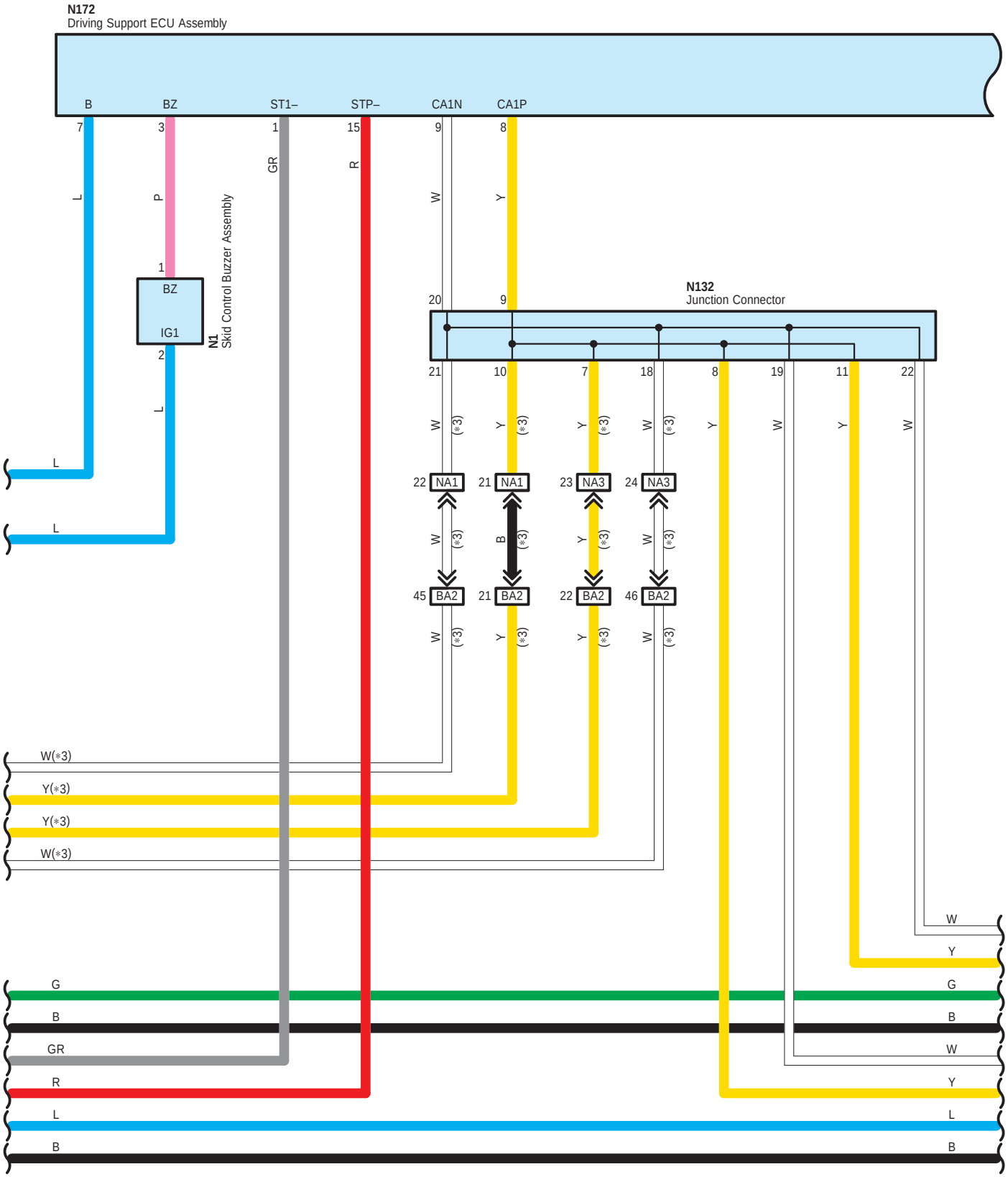
N172
Driving Support ECU Assembly
B
BZ
ST1–
STP–
CA1N
CA1P
N1
Skid Control Buzzer Assembly
BZ
IG1
N132
Junction Connector
NA1
NA3
BA2
W(*3)
Y(*3)
Y(*3)
W(*3)
G
B
GR
R
L
B
W
Y
G
B
W
Y
L
B

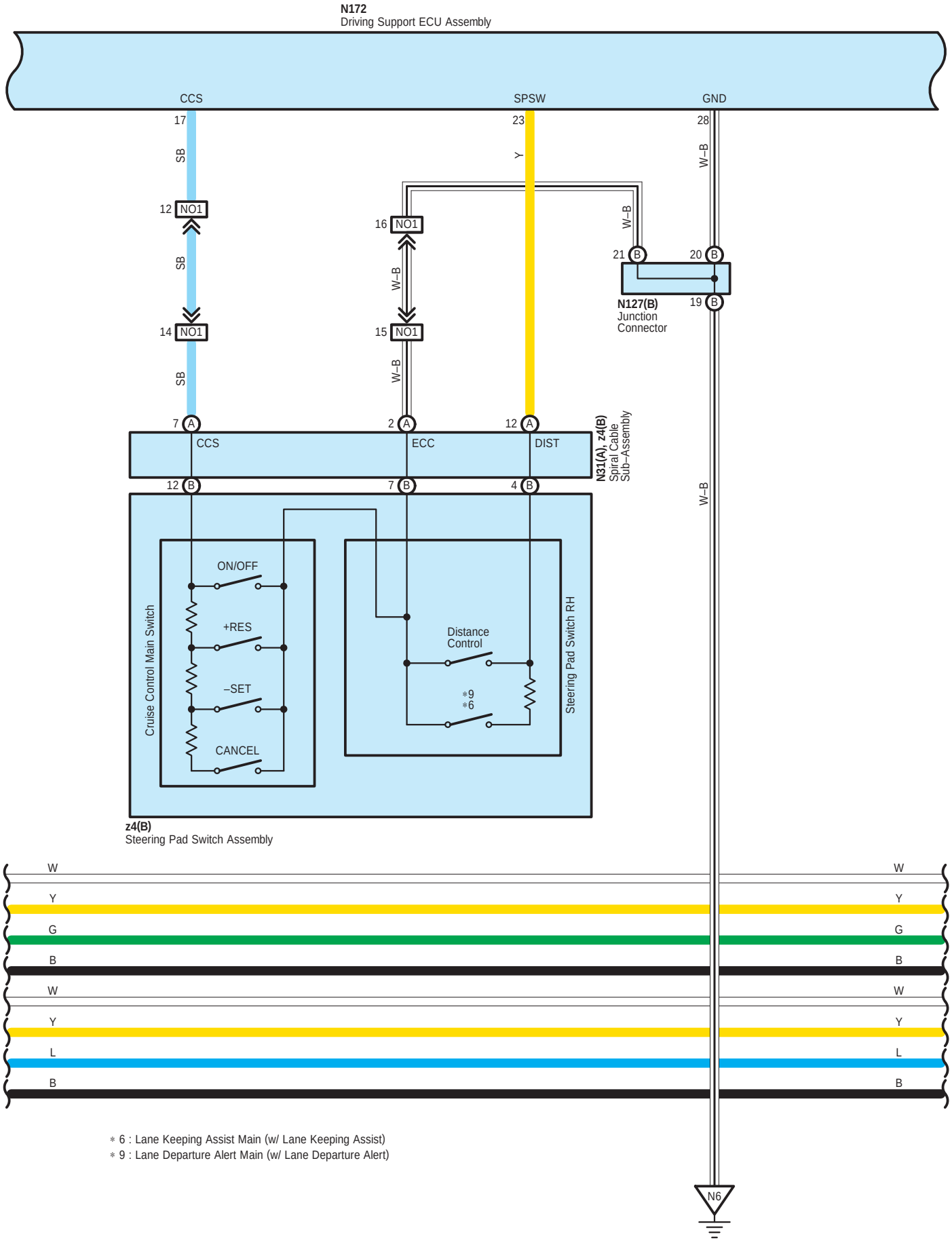


* 6 : Lane Keeping Assist Main (w/ Lane Keeping Assist)
* 9 : Lane Departure Alert Main (w/ Lane Departure Alert)

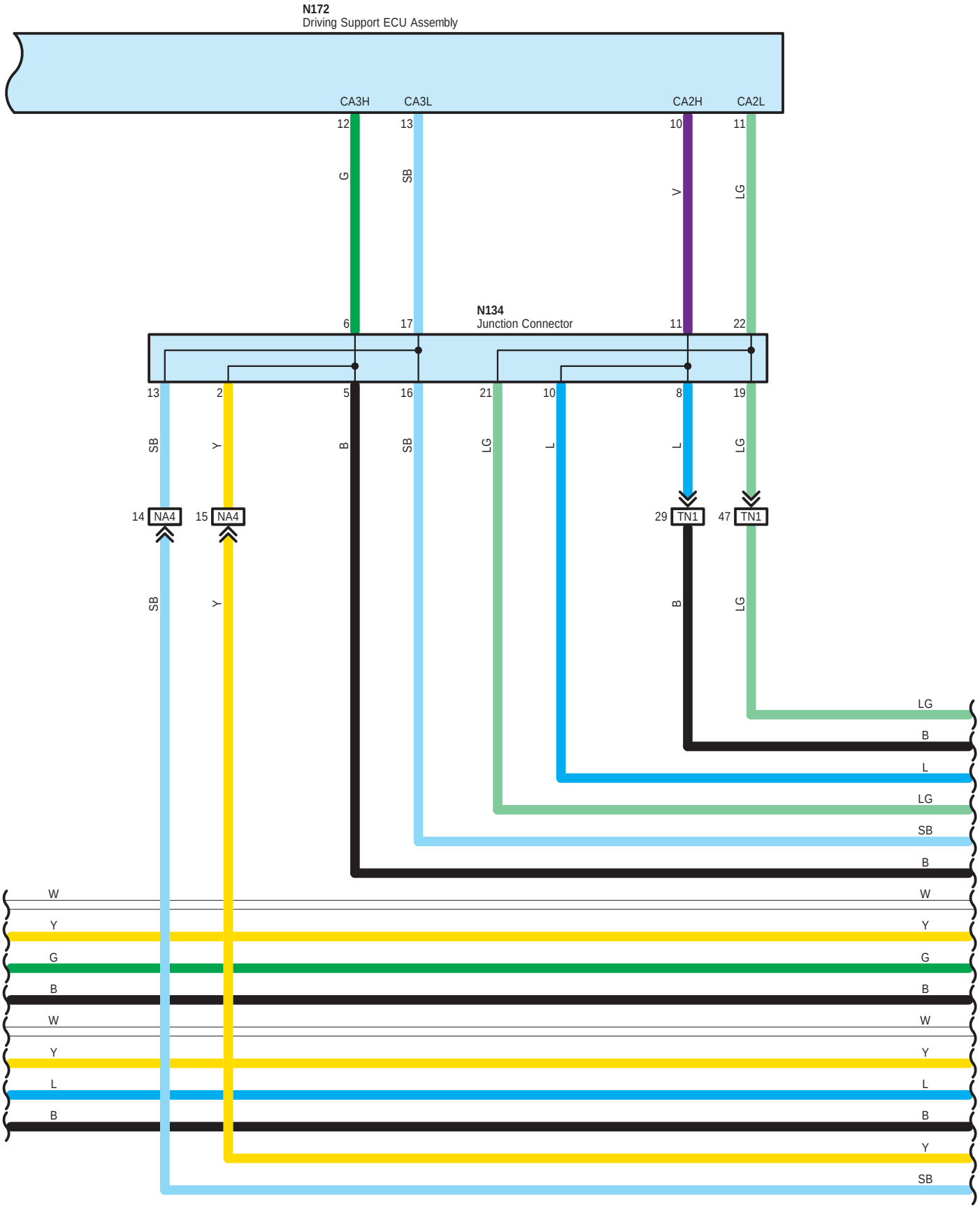
N172
Driving Support ECU Assembly
CA3H
CA3L
CA2H
CA2L
12
13
10
11
G
SB
V
LG
N134
Junction Connector
6
17
11
22
13
2
5
16
21
10
8
19
SB
Y
B
SB
LG
L
L
LG
14
NA4
15
NA4
29
TN1
47
TN1
SB
Y
B
LG
LG
B
L
LG
SB
B
W
Y
G
B
W
Y
L
B
W
Y
G
B
W
Y
L
B
Y
SB

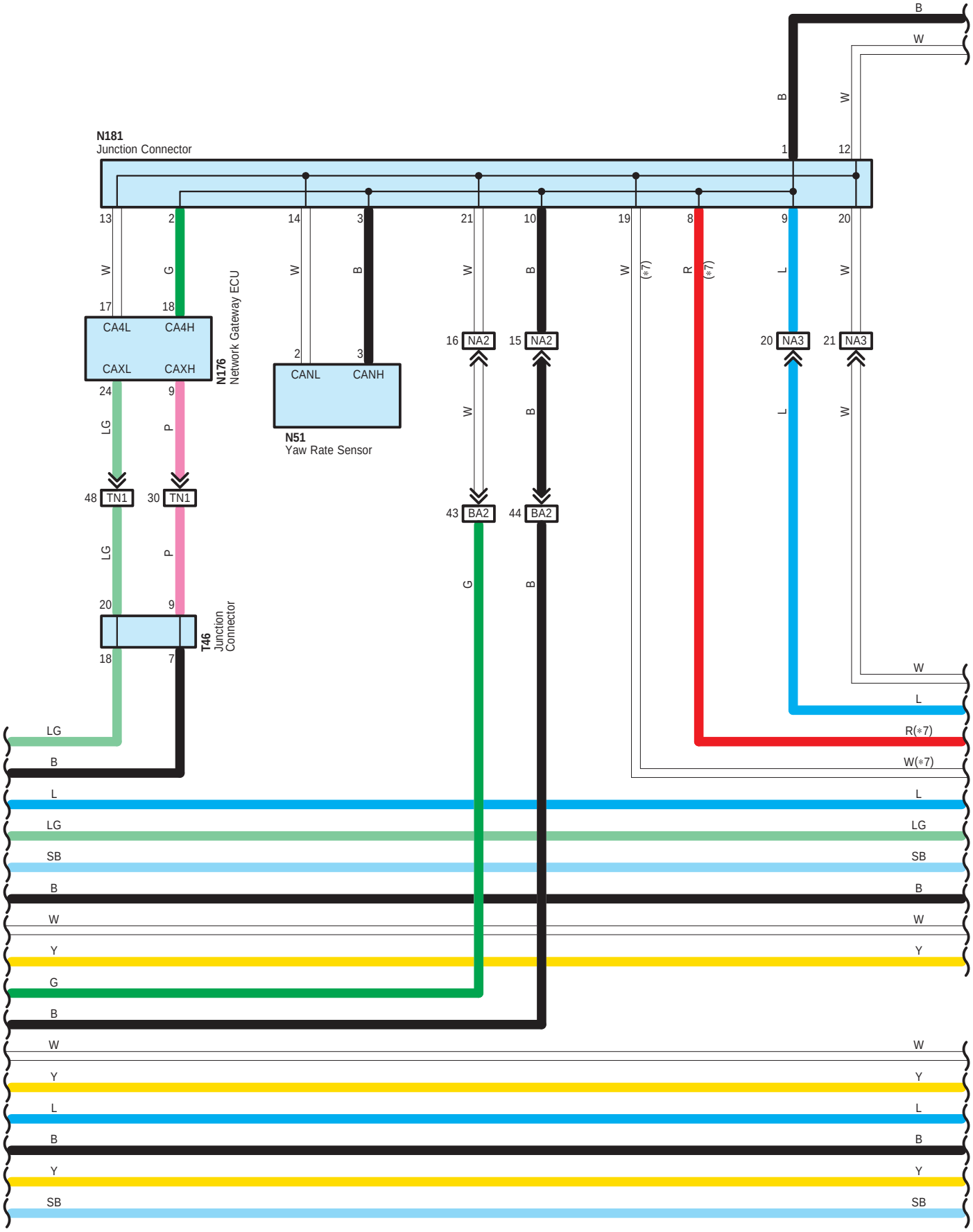
N181
Junction Connector
N176
Network Gateway ECU
CA4L
CA4H
CAXL
CAXH
N51
Yaw Rate Sensor
CANL
CANH
NA2
NA3
BA2
TN1
T46
Junction Connector
(*7)
R(*7)
W(*7)

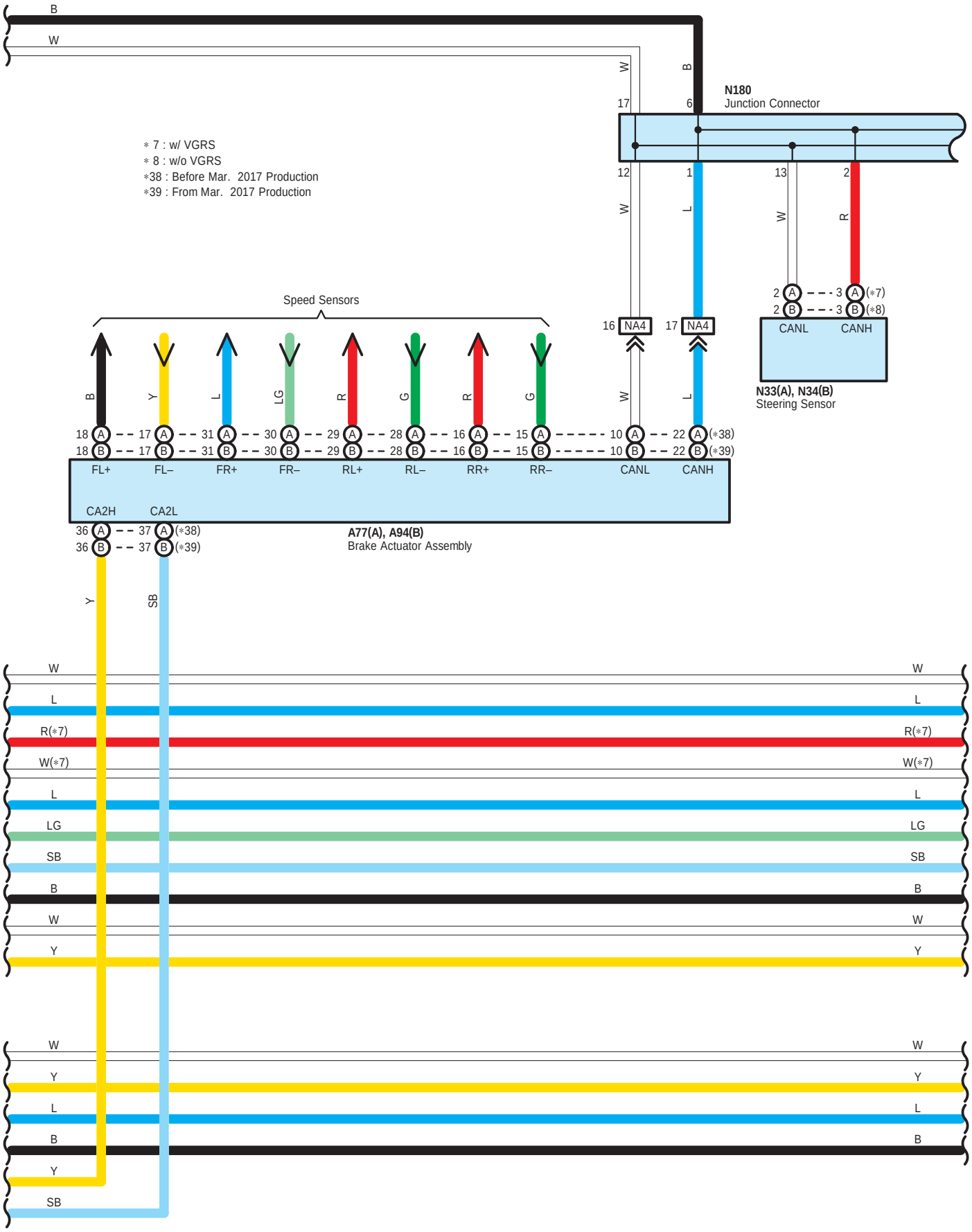
B
W
N180
Junction Connector
∗ 7 : w/ VGRS
∗ 8 : w/o VGRS
∗38 : Before Mar. 2017 Production
∗39 : From Mar. 2017 Production
Speed Sensors
NA4
N33(A), N34(B)
Steering Sensor
CANL
CANH
FL+
FL–
FR+
FR–
RL+
RL–
RR+
RR–
CA2H
CA2L
A77(A), A94(B)
Brake Actuator Assembly
R(∗7)
W(∗7)
LG
SB
Y

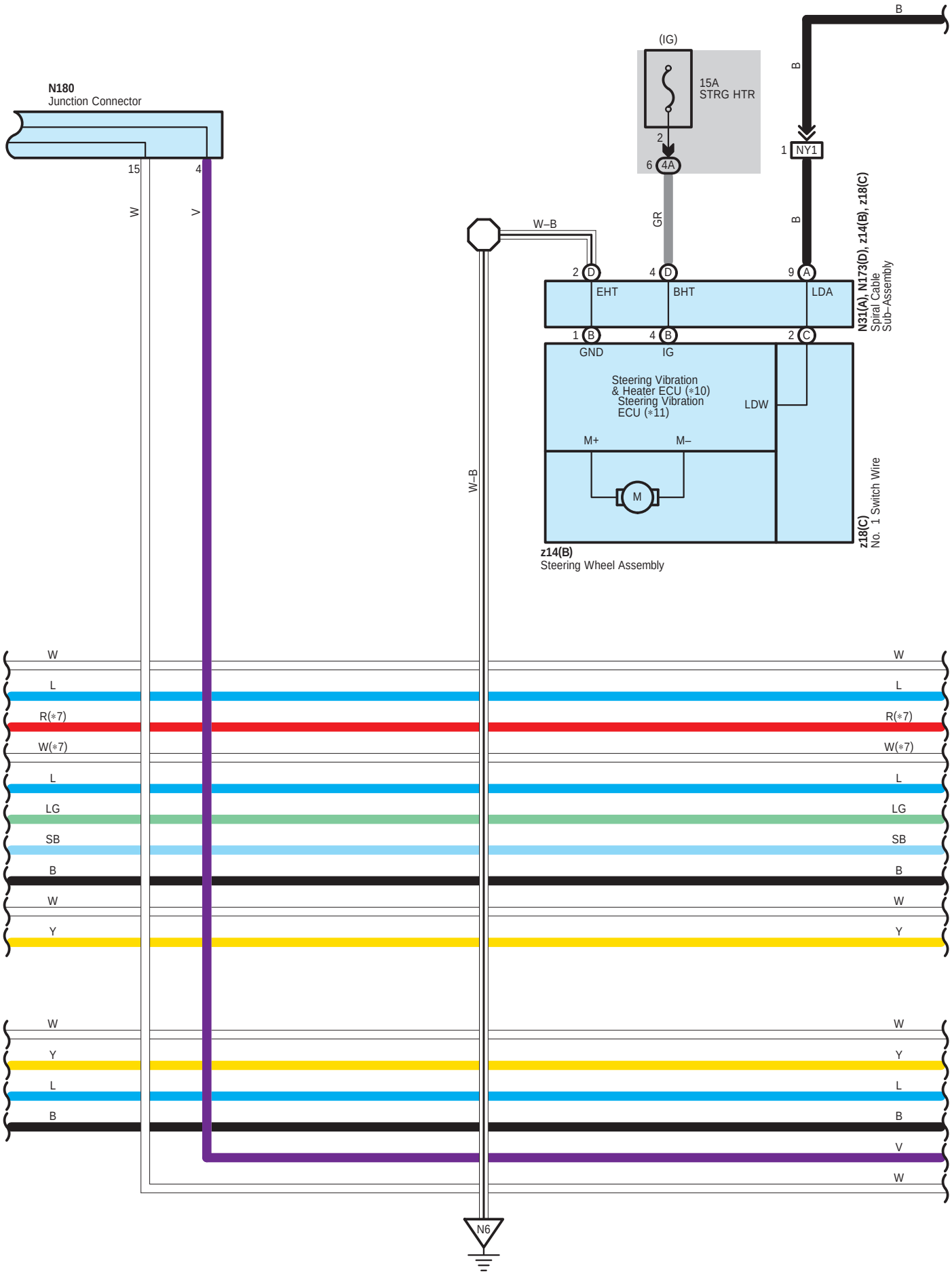
N180
Junction Connector
15
4
W
V
(IG)
15A
STRG HTR
2
6
4A
GR
B
1
NY1
B
W–B
2
D
4
D
9
A
EHT
BHT
LDA
N31(A), N173(D), z18(C), z14(B)
Spiral Cable
Sub–Assembly
1
B
4
B
2
C
GND
IG
Steering Vibration
& Heater ECU (*10)
Steering Vibration
ECU (*11)
LDW
M+
M–
M
W–B
z18(C)
No. 1 Switch Wire
z14(B)
Steering Wheel Assembly
W
L
R(*7)
W(*7)
L
LG
SB
B
W
Y
W
Y
L
B
V
W
N6

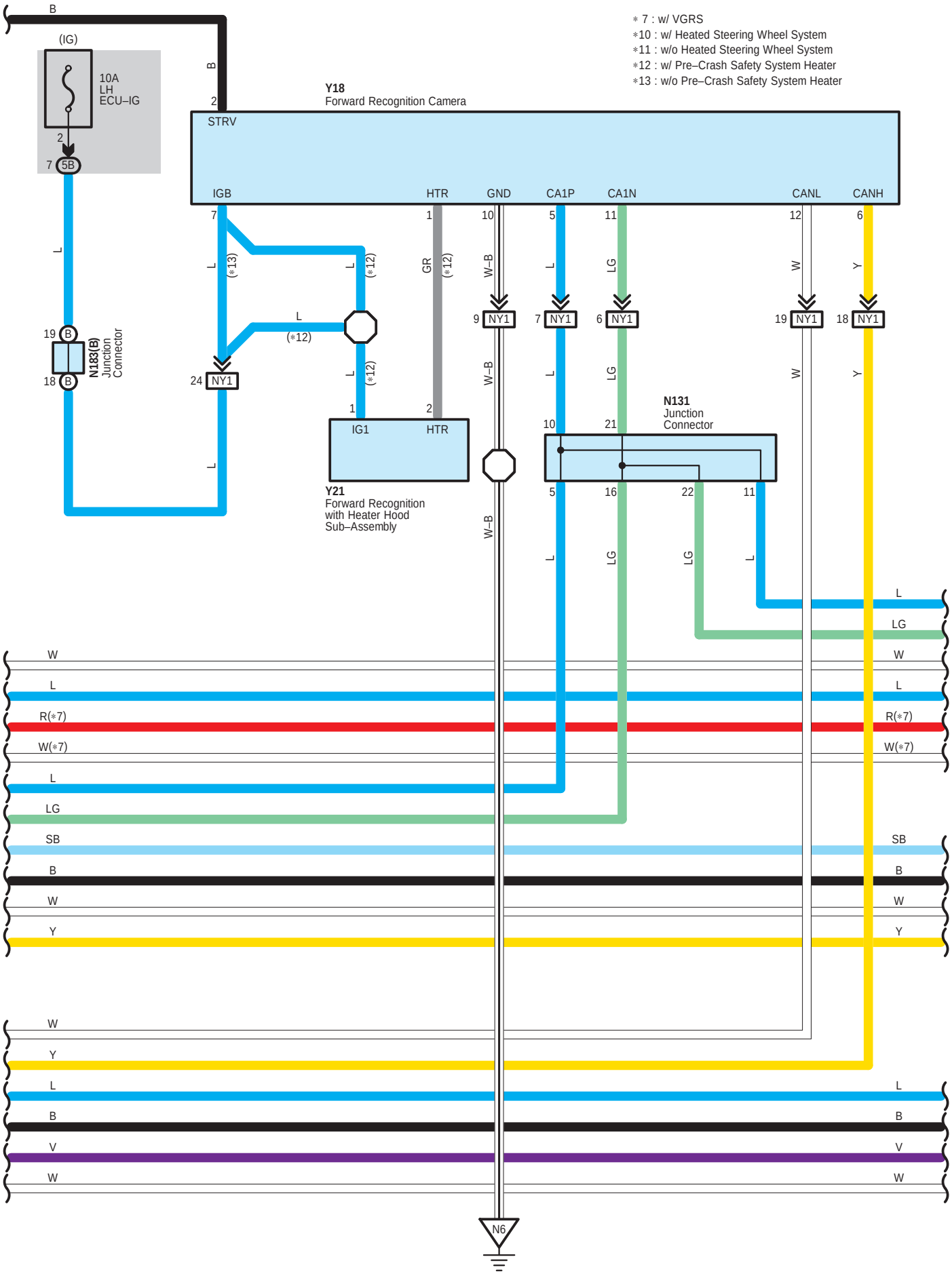
∗ 7 : w/ VGRS
∗10 : w/ Heated Steering Wheel System
∗11 : w/o Heated Steering Wheel System
∗12 : w/ Pre–Crash Safety System Heater
∗13 : w/o Pre–Crash Safety System Heater
(IG)
10A
LH
ECU–IG
Y18
Forward Recognition Camera
STRV
IGB
HTR
GND
CA1P
CA1N
CANL
CANH
N183(B)
Junction
Connector
NY1
N131
Junction
Connector
Y21
Forward Recognition
with Heater Hood
Sub–Assembly
IG1
N6

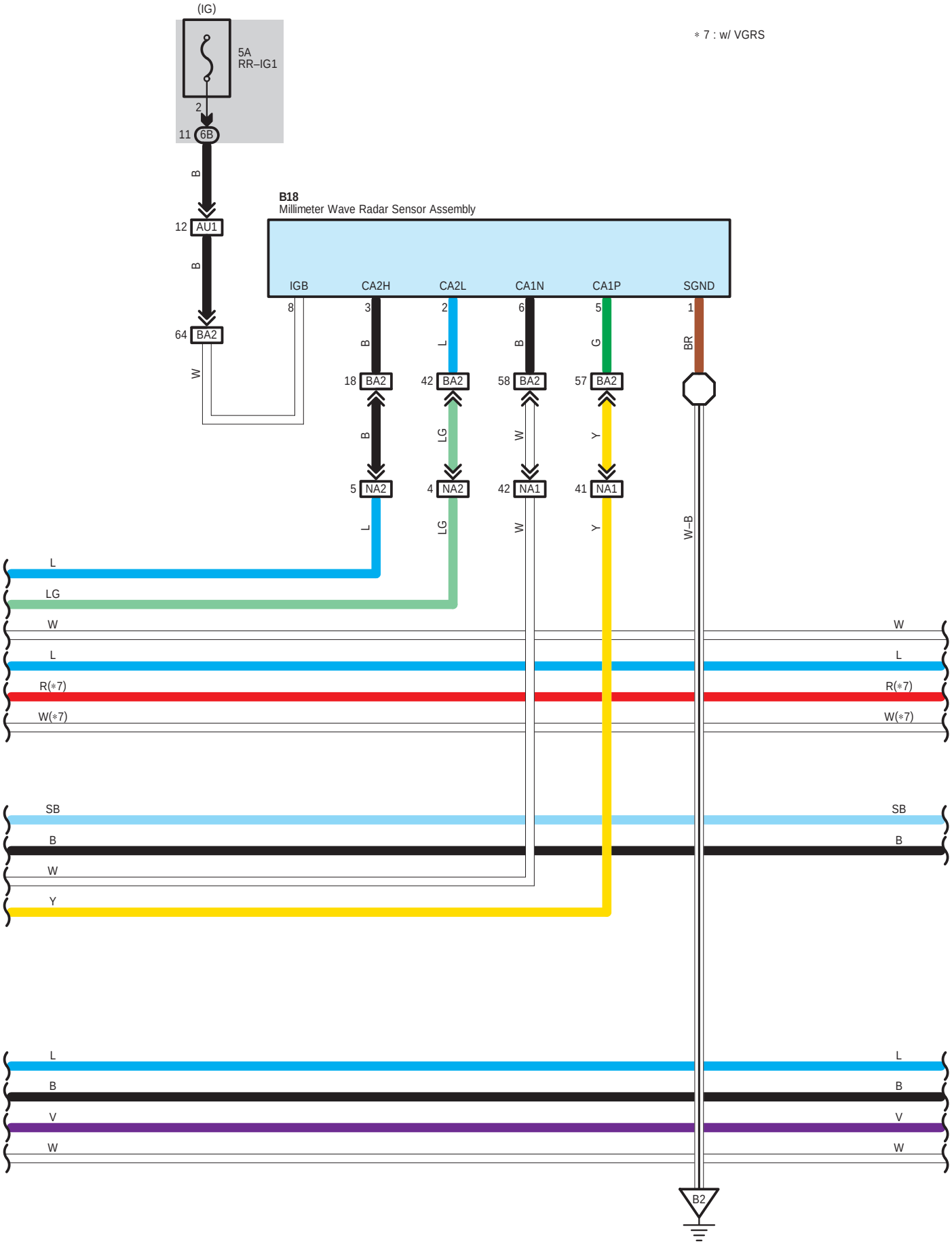
(IG)
5A
RR–IG1
2
11 6B
B
12 AU1
B
64 BA2
W
B18
Millimeter Wave Radar Sensor Assembly
IGB
CA2H
CA2L
CA1N
CA1P
SGND
8
3
2
6
5
1
B
L
B
G
BR
18 BA2
42 BA2
58 BA2
57 BA2
B
LG
W
Y
5 NA2
4 NA2
42 NA1
41 NA1
L
LG
W
Y
W–B
L
LG
W
L
R(∗7)
W(∗7)
SB
B
W
Y
L
B
V
W
B2
∗ 7 : w/ VGRS

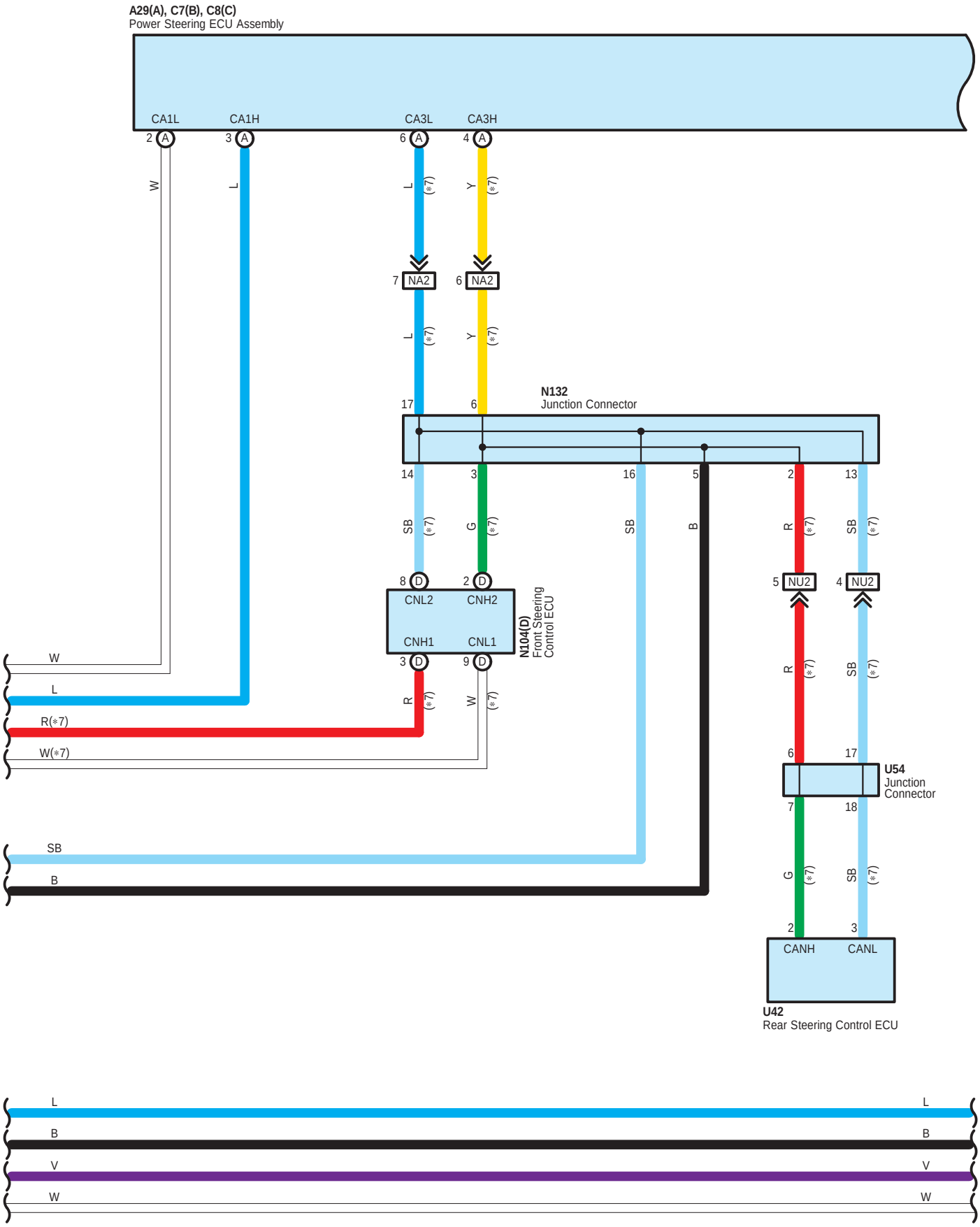
A29(A), C7(B), C8(C)
Power Steering ECU Assembly
CA1L
CA1H
CA3L
CA3H
NA2
NA2
N132
Junction Connector
CNL2
CNH2
CNH1
CNL1
N104(D)
Front Steering
Control ECU
NU2
NU2
U54
Junction
Connector
CANH
CANL
U42
Rear Steering Control ECU
W
L
R(*7)
W(*7)
SB
B

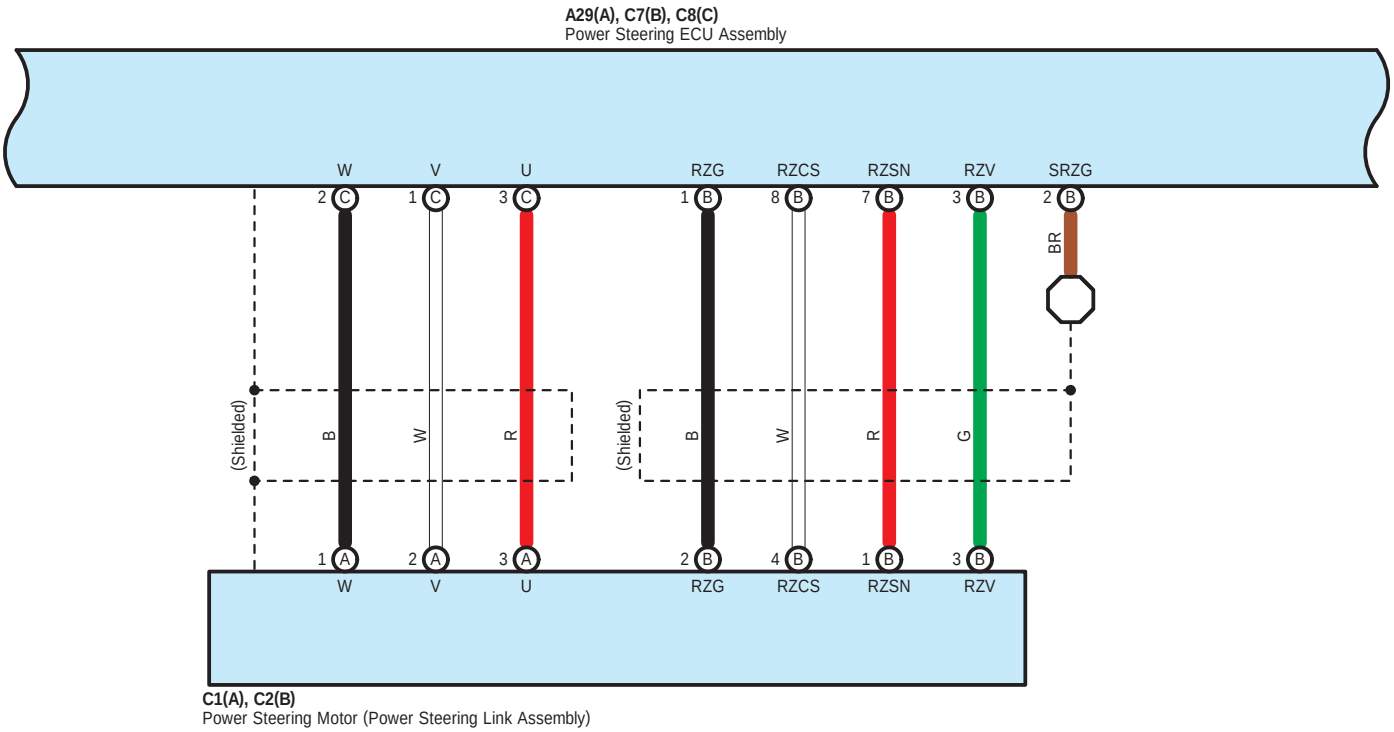
A29(A), C7(B), C8(C)
Power Steering ECU Assembly
W
V
U
RZG
RZCS
RZSN
RZV
SRZG
2 C
1 C
3 C
1 B
8 B
7 B
3 B
2 B
BR
(Shielded)
B
W
R
(Shielded)
B
W
R
G
1 A
2 A
3 A
2 B
4 B
1 B
3 B
W
V
U
RZG
RZCS
RZSN
RZV
C1(A), C2(B)
Power Steering Motor (Power Steering Link Assembly)


L
L
B
B
V
V
W
W

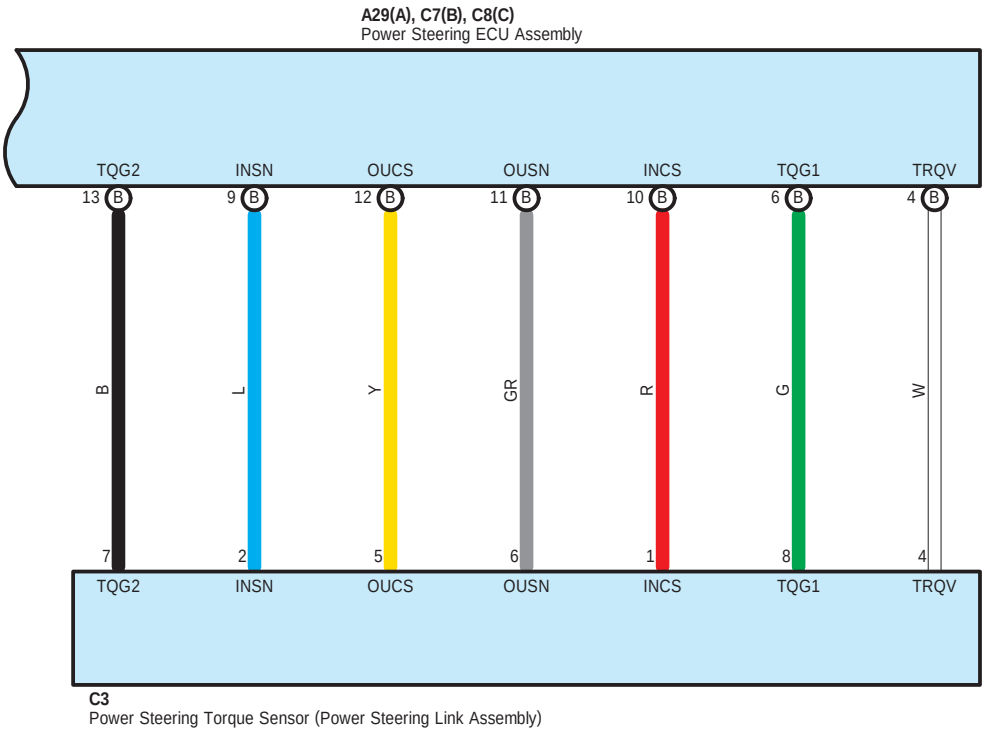
A29(A), C7(B), C8(C)
Power Steering ECU Assembly
TQG2
INSN
OUCS
OUSN
INCS
TQG1
TRQV
13 B
9 B
12 B
11 B
10 B
6 B
4 B
B
L
Y
GR
R
G
W
7
2
5
6
1
8
4
TQG2
INSN
OUCS
OUSN
INCS
TQG1
TRQV
C3
Power Steering Torque Sensor (Power Steering Link Assembly)


L
L
B
B
V
V
W
W

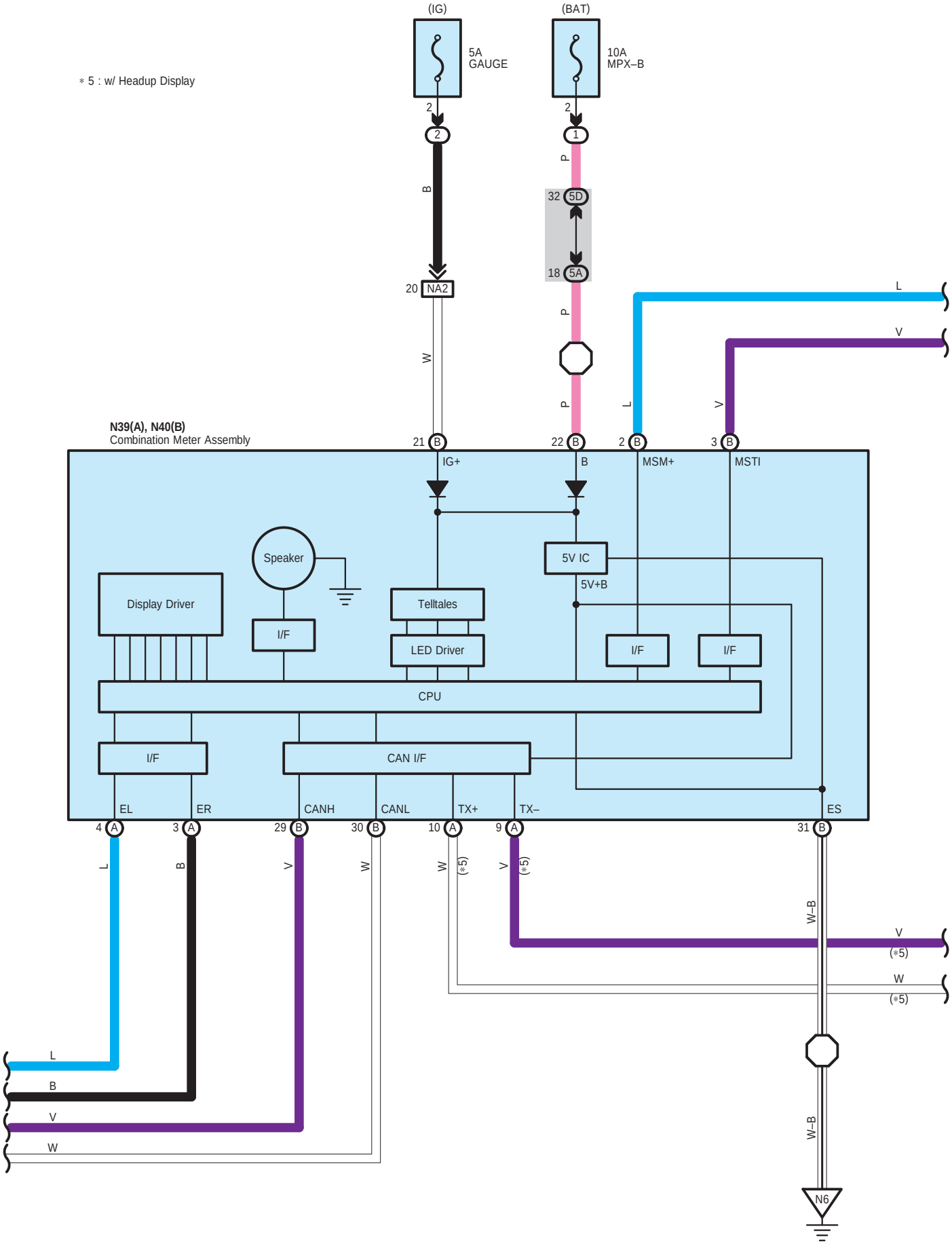
∗ 5 : w/ Headup Display
(IG)
(BAT)
5A
GAUGE
10A
MPX–B
2
2
2
1
B
P
32 5D
18 5A
20 NA2
W
P
P
L
V
L
V
N39(A), N40(B)
Combination Meter Assembly
21 B
22 B
2 B
3 B
IG+
B
MSM+
MSTI
Speaker
5V IC
5V+B
Display Driver
Telltales
I/F
LED Driver
I/F
I/F
CPU
I/F
CAN I/F
EL
ER
CANH
CANL
TX+
TX–
ES
4 A
3 A
29 B
30 B
10 A
9 A
31 B
L
B
V
W
W
(∗5)
V
(∗5)
W–B
V
(∗5)
W
(∗5)
L
B
V
W
W–B
N6

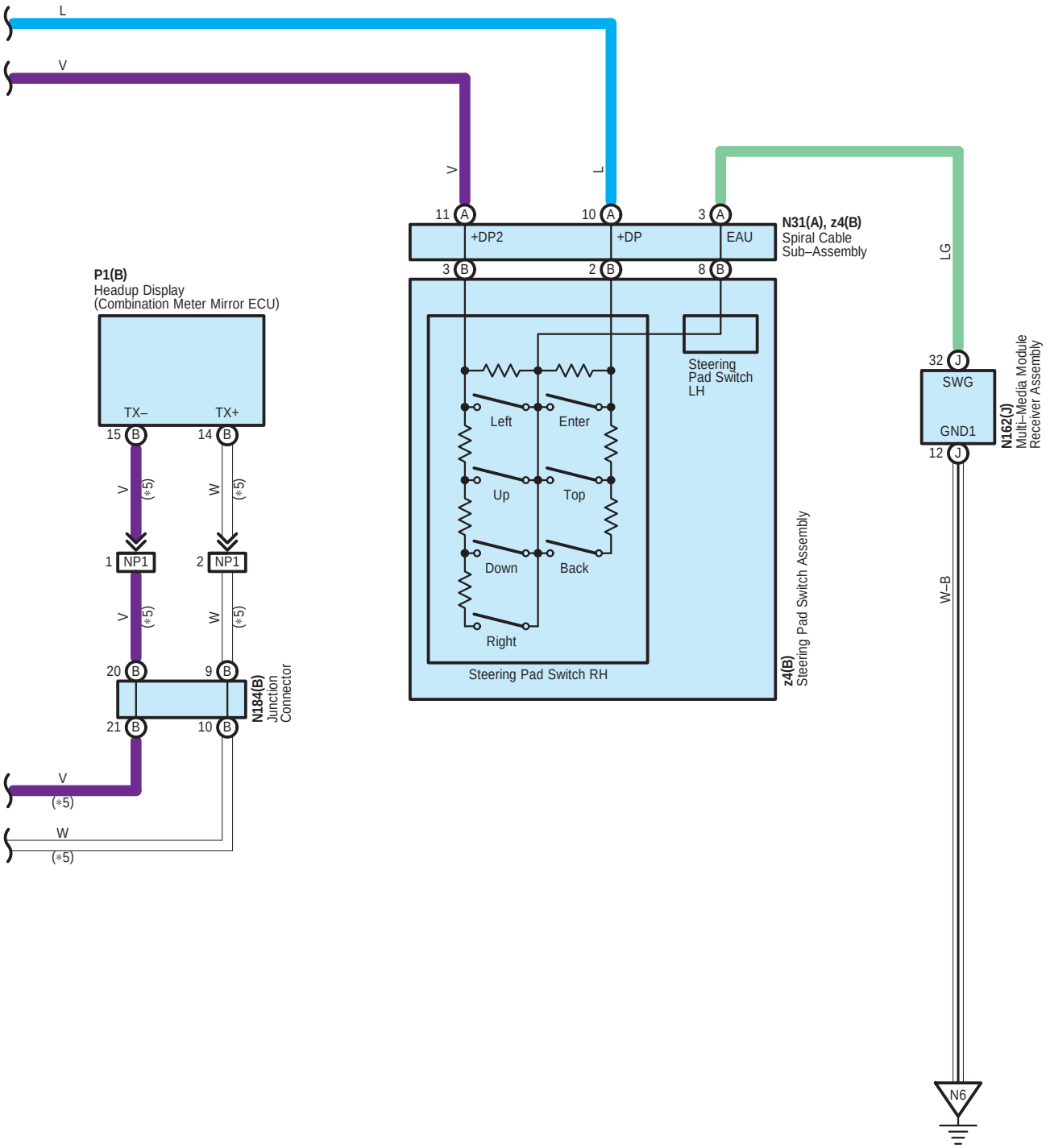
L
V
V
L
11 A
10 A
3 A
+DP2
+DP
EAU
N31(A), z4(B)
Spiral Cable
Sub–Assembly
LG
3 B
2 B
8 B
P1(B)
Headup Display
(Combination Meter Mirror ECU)
TX–
TX+
15 B
14 B
V
(*5)
W
(*5)
1 NP1
2 NP1
V
(*5)
W
(*5)
20 B
9 B
21 B
10 B
N184(B)
Junction
Connector
V
(*5)
W
(*5)
Steering
Pad Switch
LH
Left
Enter
Up
Top
Down
Back
Right
Steering Pad Switch RH
z4(B)
Steering Pad Switch Assembly
32 J
SWG
GND1
12 J
N162(J)
Multi–Media Module
Receiver Assembly
W–B
N6

A 5
White

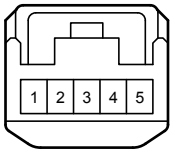


A 9
Black




A 23
Black

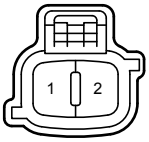


A 29
Black

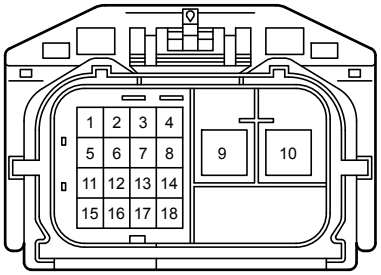


A 51
Blue

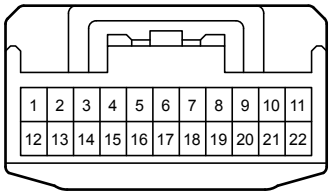


A 52
Black

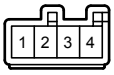


A 53
Black

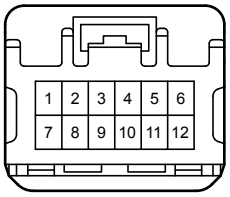


A 69
Gray

A 77
Black

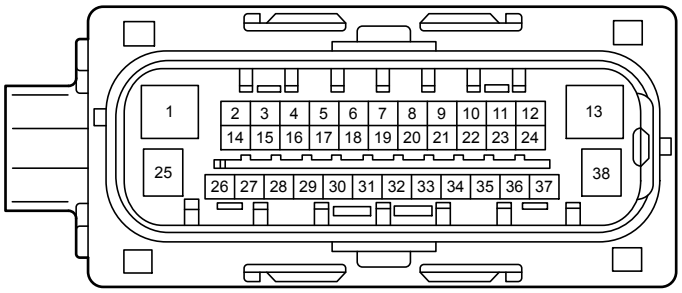


A 92
Gray

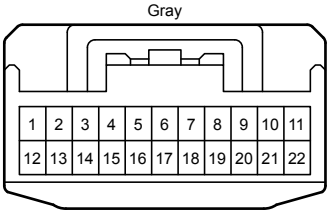


A 94
Black

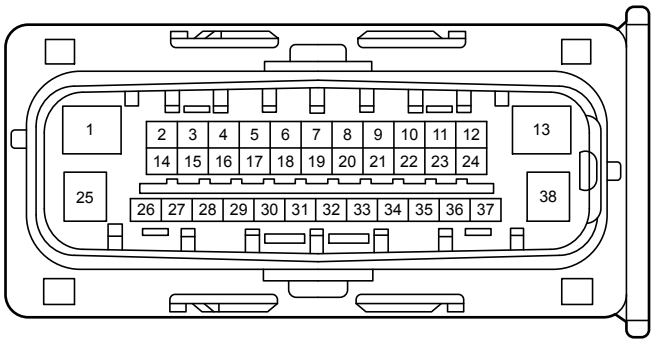


B 15
Gray

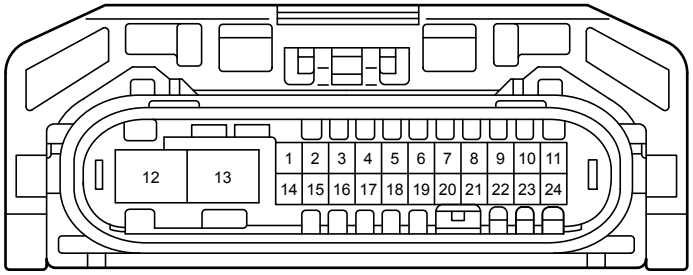

B 17
Gray

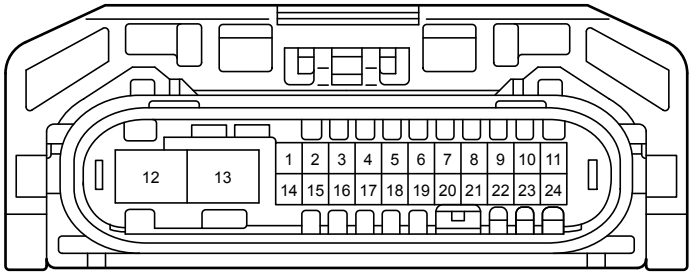


B 18
Black




C 1
Gray

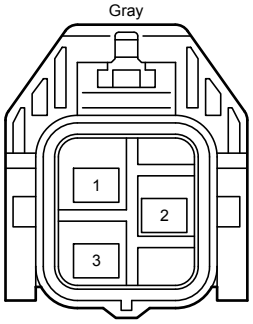


C 2
Gray

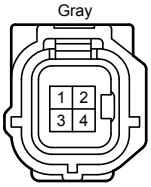


C 3
Gray

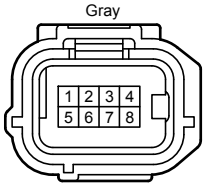


C 7
Black




C 8
Black

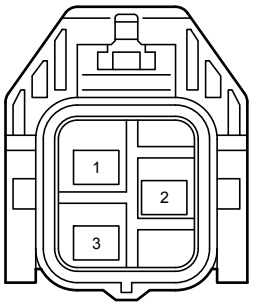


N 1
Blue

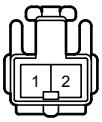


N 28
Black

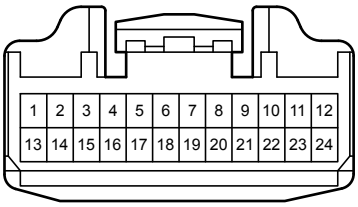


N 31
Black

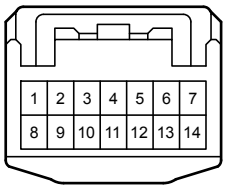


N 33
White

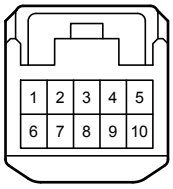


N 34
Black

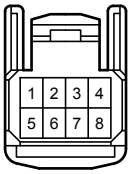


N 35
White

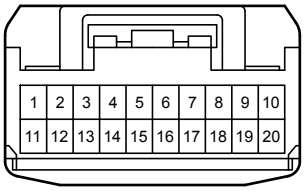


N 36
White

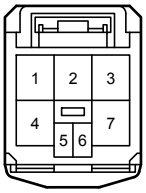


N 39
Black

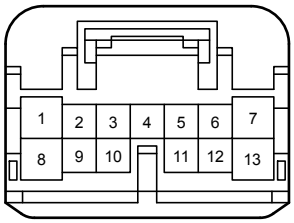


N 40
Black

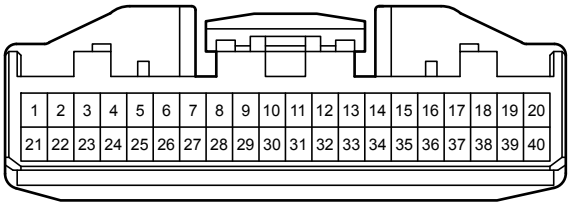


N 51
Black



N104
White

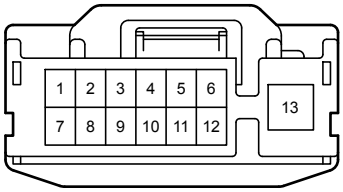


N127
Blue

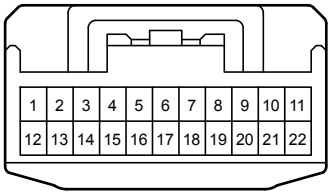


N131
Gray

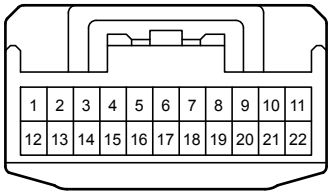


N132
Black

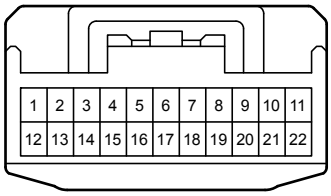


N134
Black

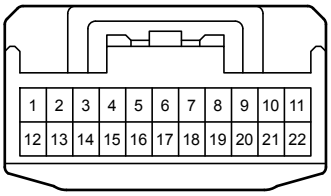


N162
White

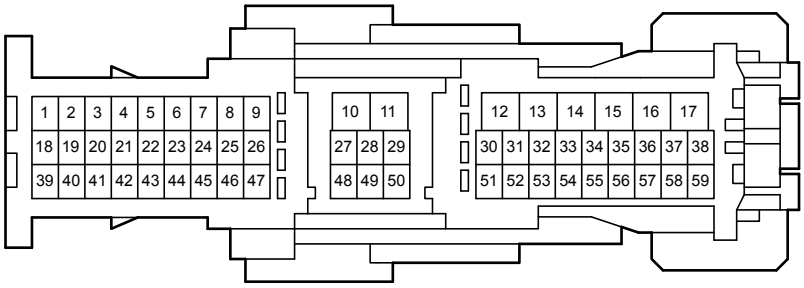


N172
White

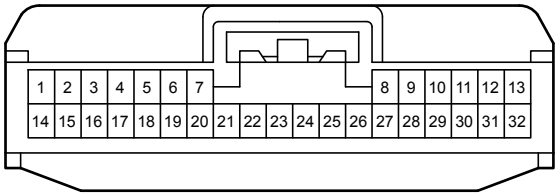


N173
Black

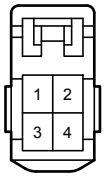


N176
Black

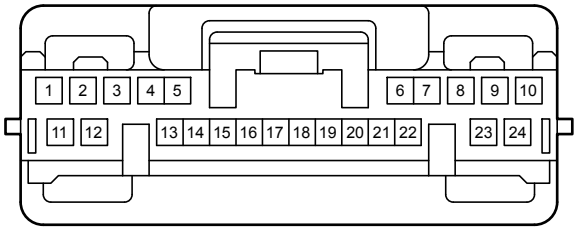


N180
Gray

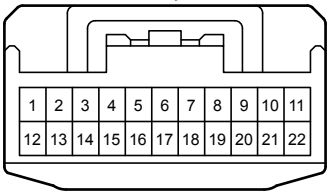


N181
Gray

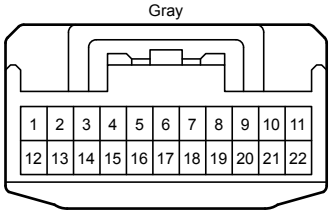


N183
Black

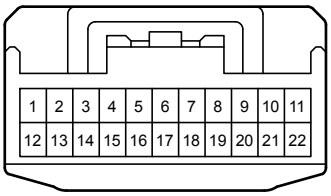


N184
Black

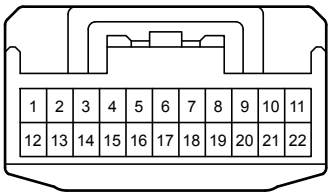

P 1
White

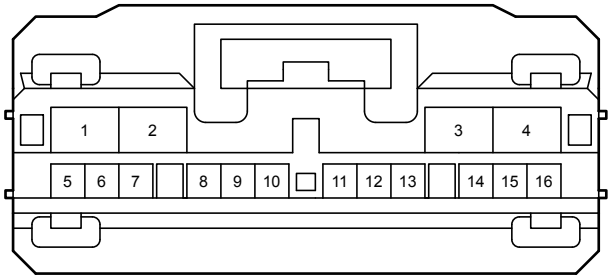


T 46
Black

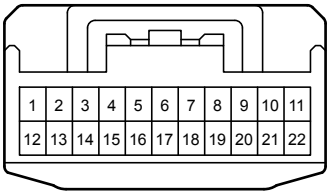


U 42
Black

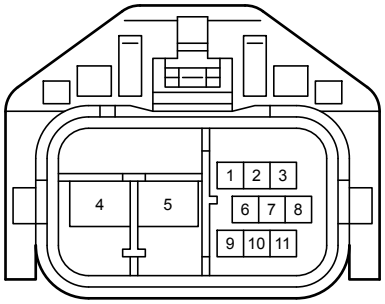


U 54
Blue

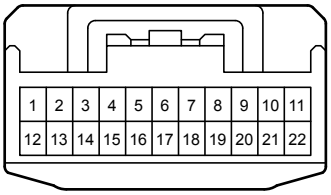


Y 18
Gray




Y 21
Black

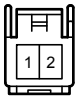


z 4
Black

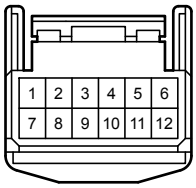


z 14
White

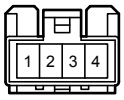


z 18
White

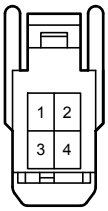


4A
White

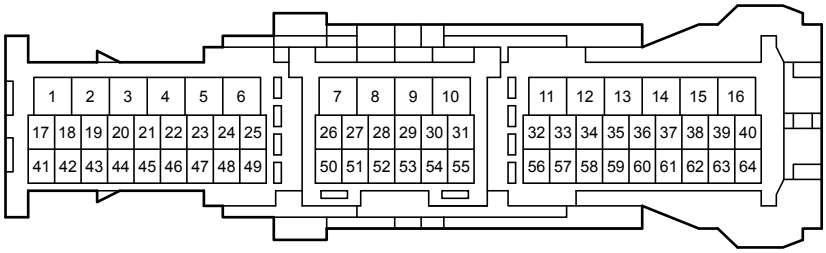


4D
White

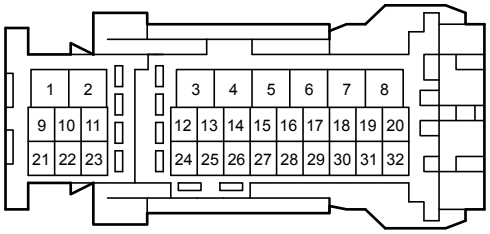

5A
White

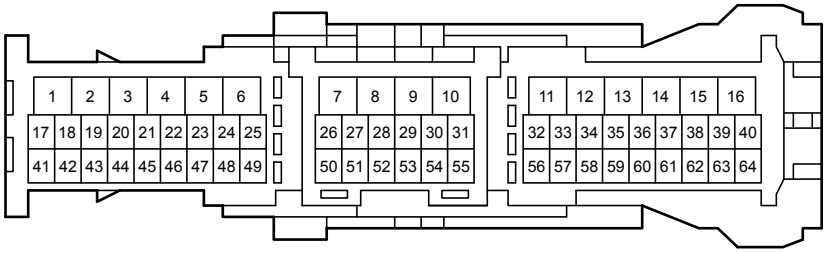


5B
White

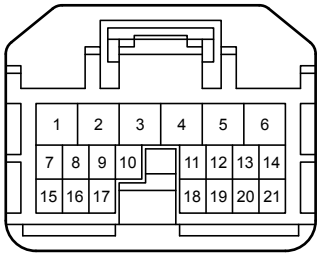


5D
White

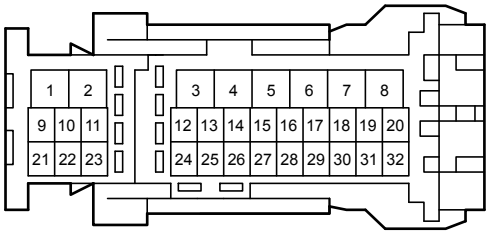


6B
White

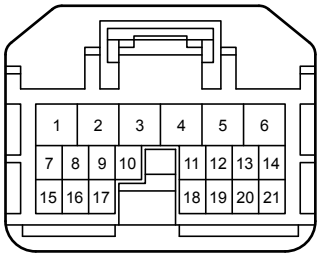


AU1
White

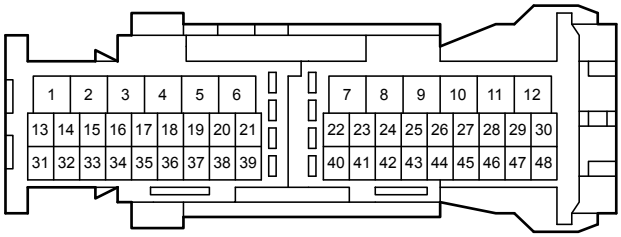


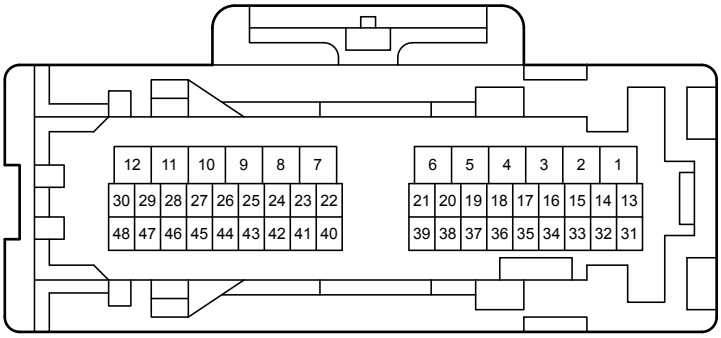


BA2
White

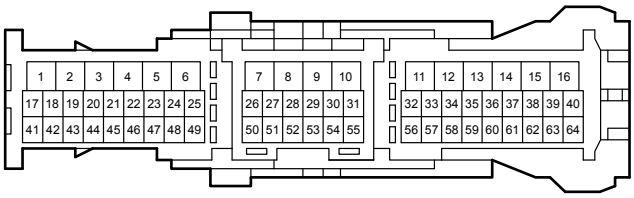


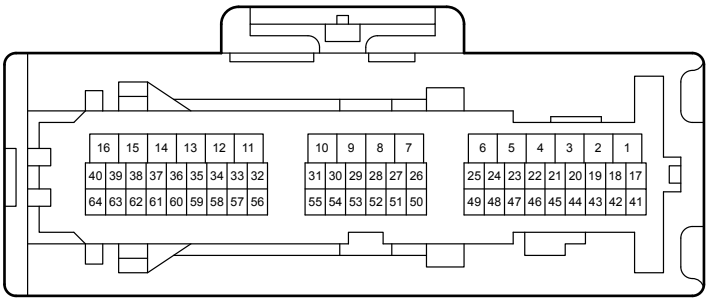

NA1
White

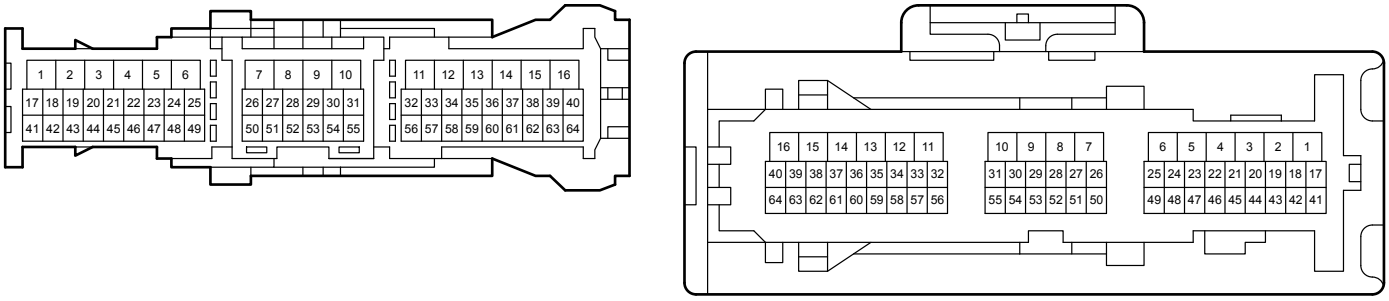


NA2
White

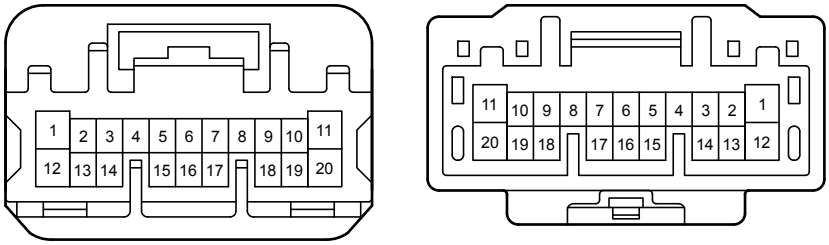


NA3
White

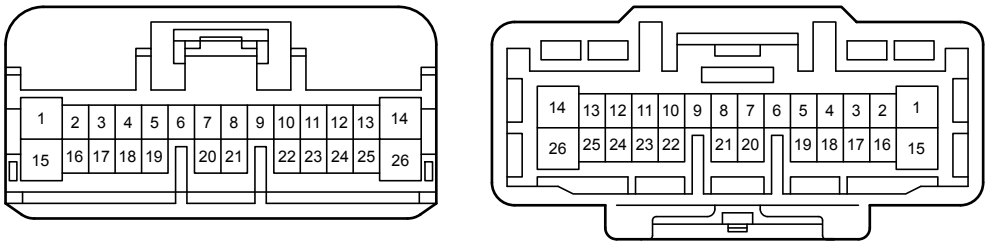


NA4
Gray

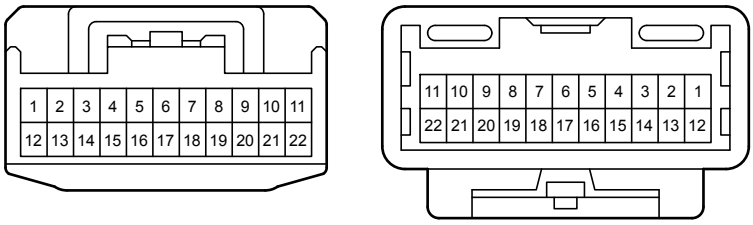

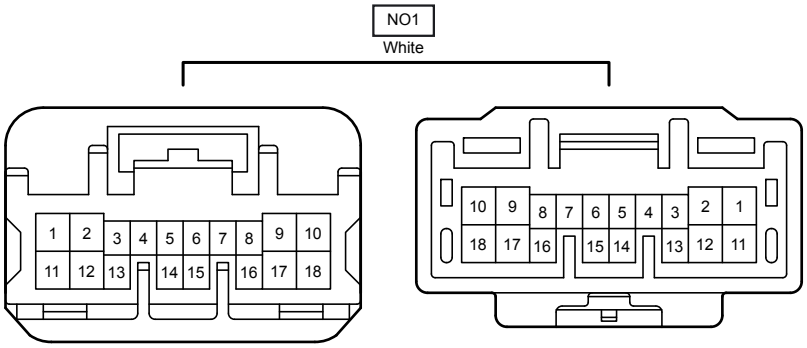
NO1
White
1 2 3 4 5 6 7 8 9 10
11 12 13 14 15 16 17 18
10 9 8 7 6 5 4 3 2 1
18 17 16 15 14 13 12 11

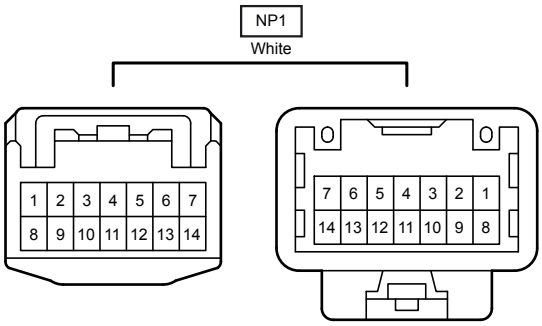
NP1
White
1 2 3 4 5 6 7
8 9 10 11 12 13 14
7 6 5 4 3 2 1
14 13 12 11 10 9 8

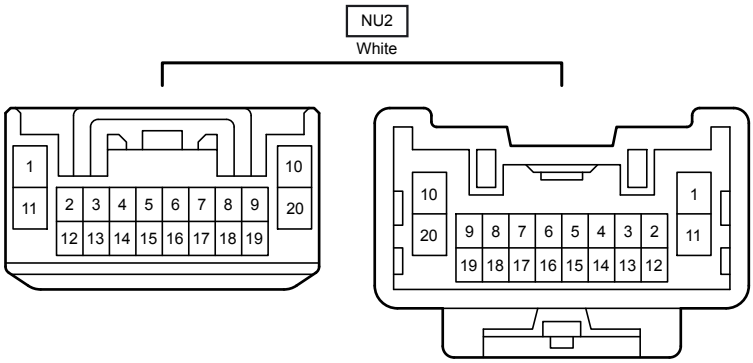
NU2
White
1 10
11 2 3 4 5 6 7 8 9 20
12 13 14 15 16 17 18 19
10 1
20 9 8 7 6 5 4 3 2 11
19 18 17 16 15 14 13 12

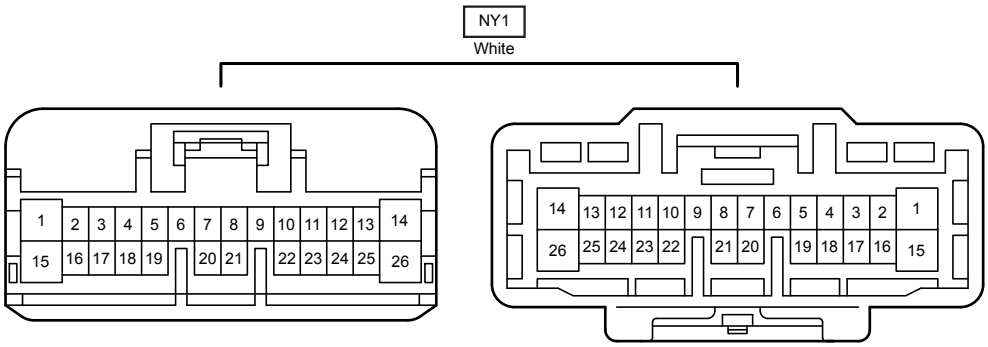
NY1
White
1 2 3 4 5 6 7 8 9 10 11 12 13 14
15 16 17 18 19 20 21 22 23 24 25 26
14 13 12 11 10 9 8 7 6 5 4 3 2 1
26 25 24 23 22 21 20 19 18 17 16 15

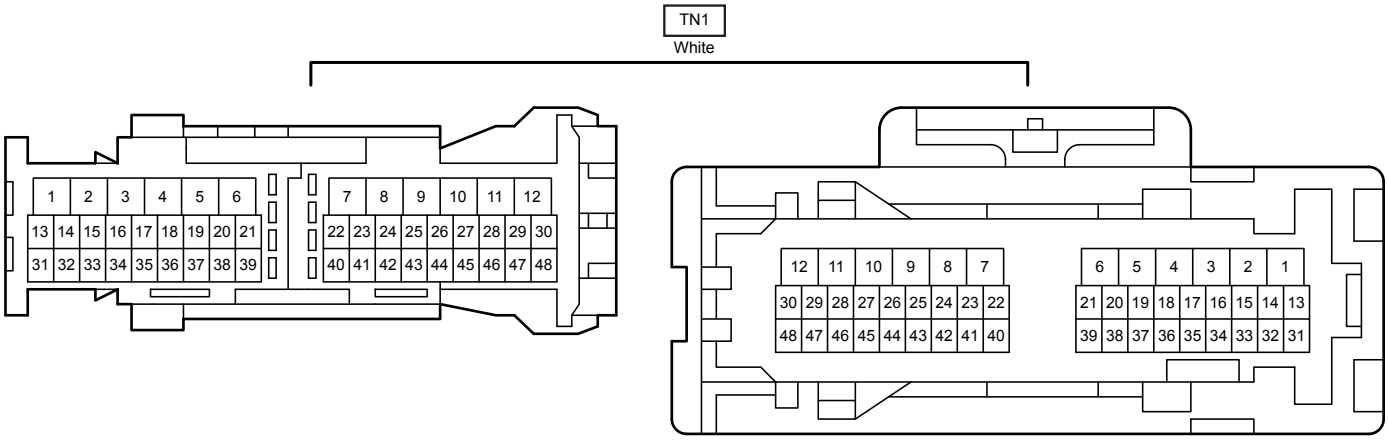
TN1
White
1 2 3 4 5 6 7 8 9 10 11 12
13 14 15 16 17 18 19 20 21 22 23 24 25 26 27 28 29 30
31 32 33 34 35 36 37 38 39 40 41 42 43 44 45 46 47 48
12 11 10 9 8 7 6 5 4 3 2 1
30 29 28 27 26 25 24 23 22 21 20 19 18 17 16 15 14 13
48 47 46 45 44 43 42 41 40 39 38 37 36 35 34 33 32 31