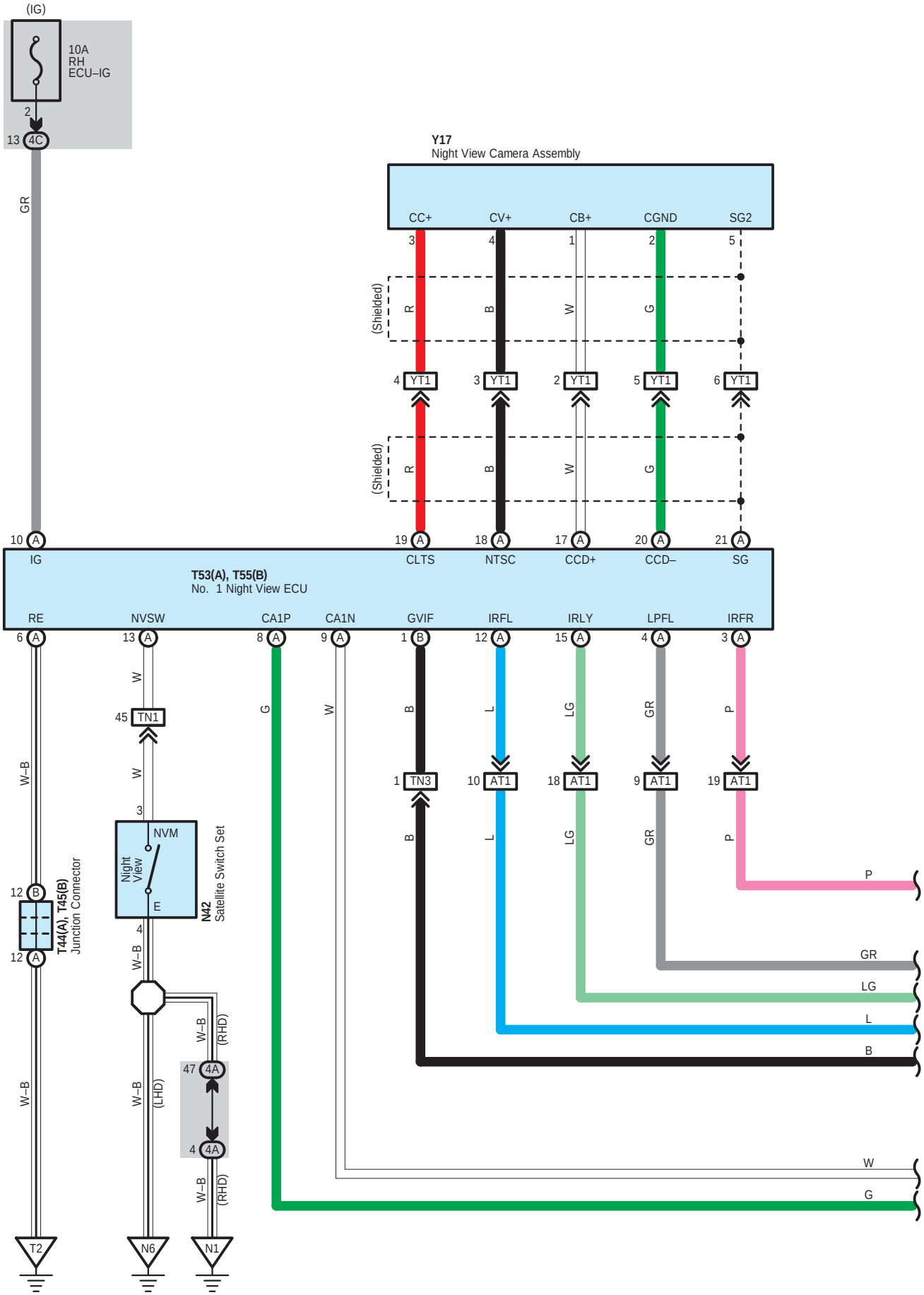
(IG)
10A
RH
ECU–IG
2
13 4C
GR
Y17
Night View Camera Assembly
CC+
CV+
CB+
CGND
SG2
3
4
1
2
5
(Shielded)
R
B
W
G
4 YT1
3 YT1
2 YT1
5 YT1
6 YT1
(Shielded)
R
B
W
G
10 A
IG
19 A
CLTS
18 A
NTSC
17 A
CCD+
20 A
CCD–
21 A
SG
T53(A), T55(B)
No. 1 Night View ECU
RE
NVSW
CA1P
CA1N
GVIF
IRFL
IRLY
LPFL
IRFR
6 A
13 A
8 A
9 A
1 B
12 A
15 A
4 A
3 A
W
45 TN1
G
W
B
L
LG
GR
P
W–B
W
1 TN3
10 AT1
18 AT1
9 AT1
19 AT1
3
NVM
Night View
E
N42
Satellite Switch Set
B
L
LG
GR
P
12 B
12 A
T44(A), T45(B)
Junction Connector
4
W–B
P
GR
LG
L
B
W–B
(RHD)
47 4A
4 4A
W–B
(LHD)
W–B
W–B
(RHD)
W
G
T2
N6
N1

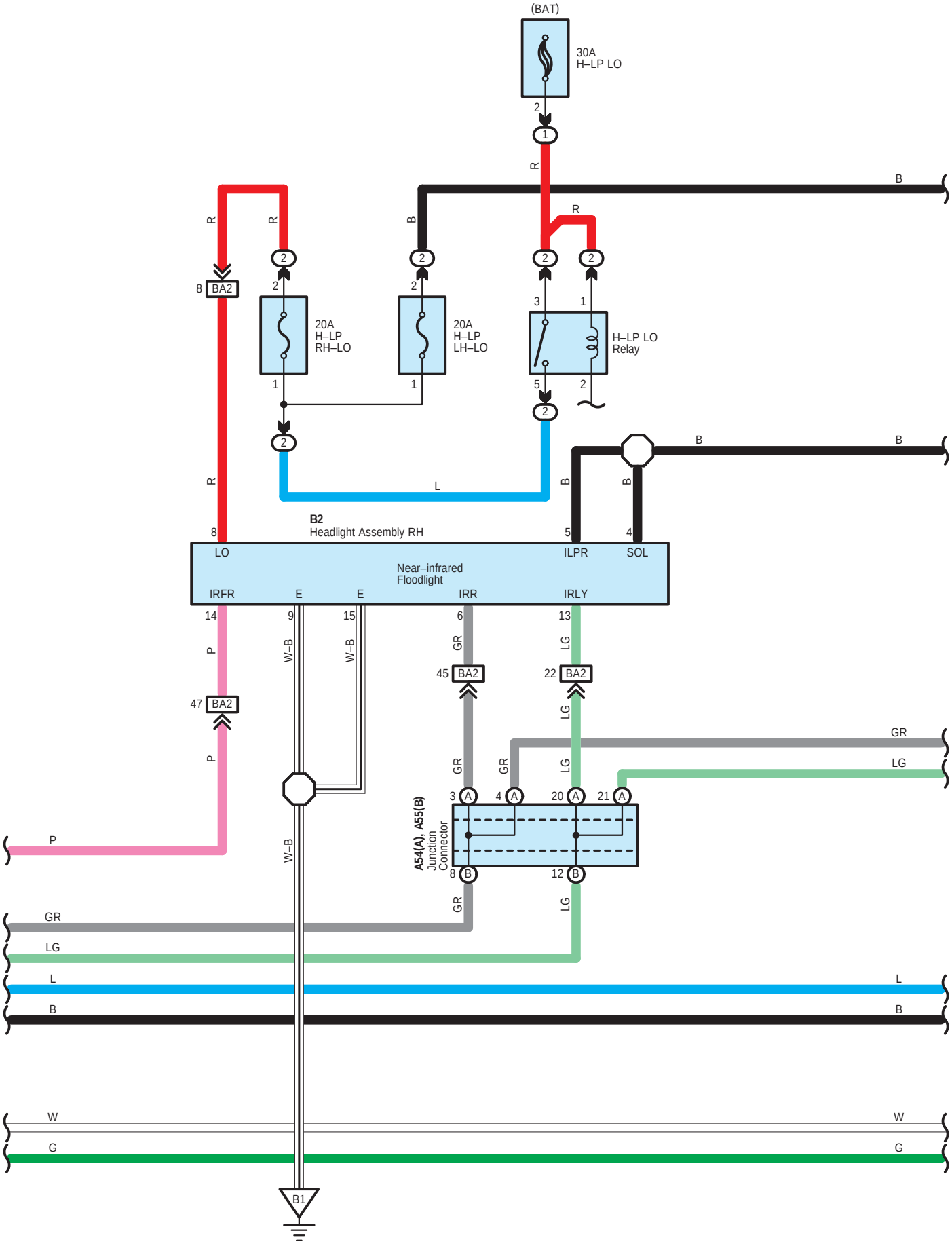
(BAT)
30A
H–LP LO
20A
H–LP
RH–LO
20A
H–LP
LH–LO
H–LP LO
Relay
B2
Headlight Assembly RH
LO
ILPR
SOL
Near–infrared
Floodlight
IRFR
E
E
IRR
IRLY
BA2
A54(A), A55(B)
Junction
Connector
B1

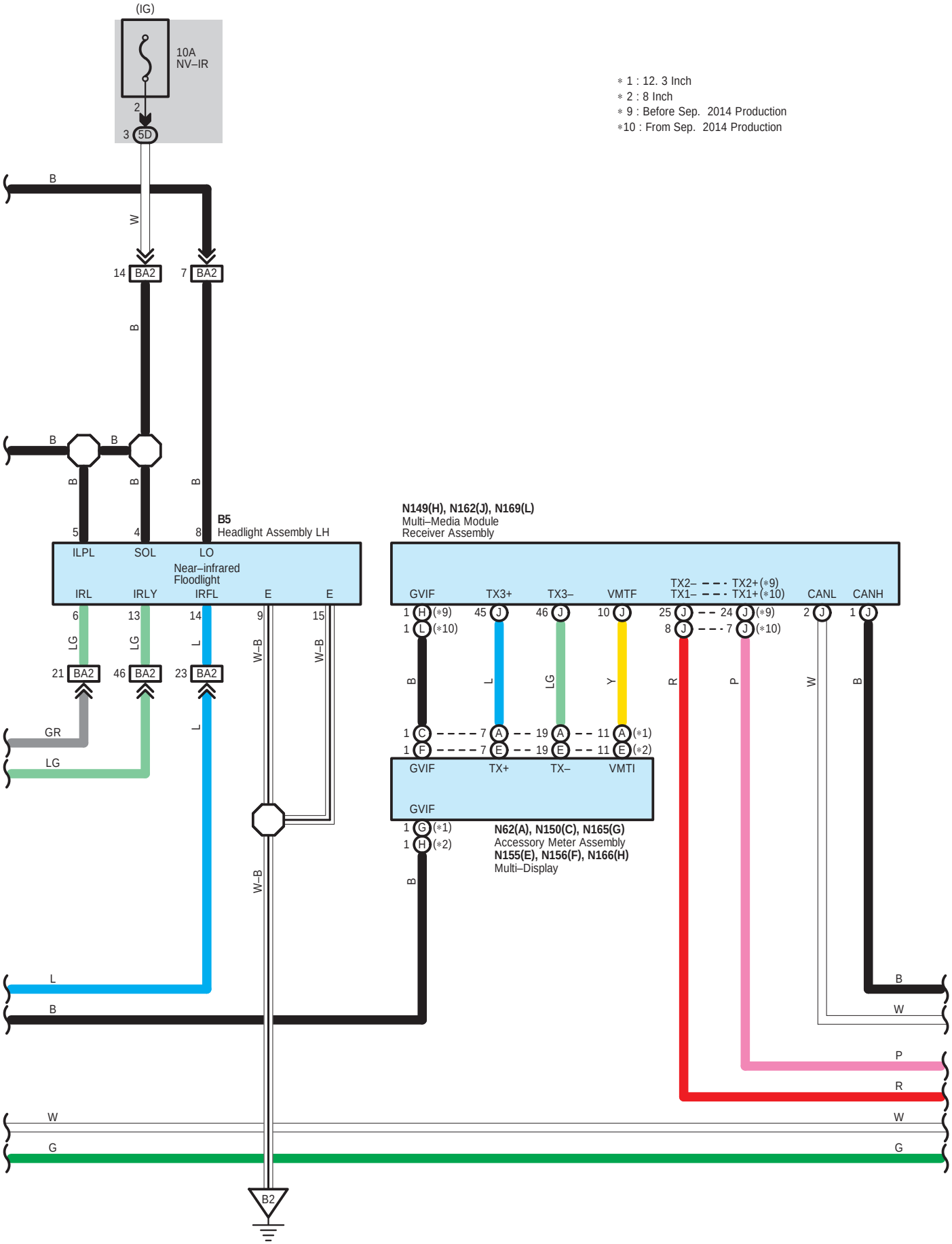

∗ 1 : 12. 3 Inch
∗ 2 : 8 Inch
∗ 9 : Before Sep. 2014 Production
∗10 : From Sep. 2014 Production

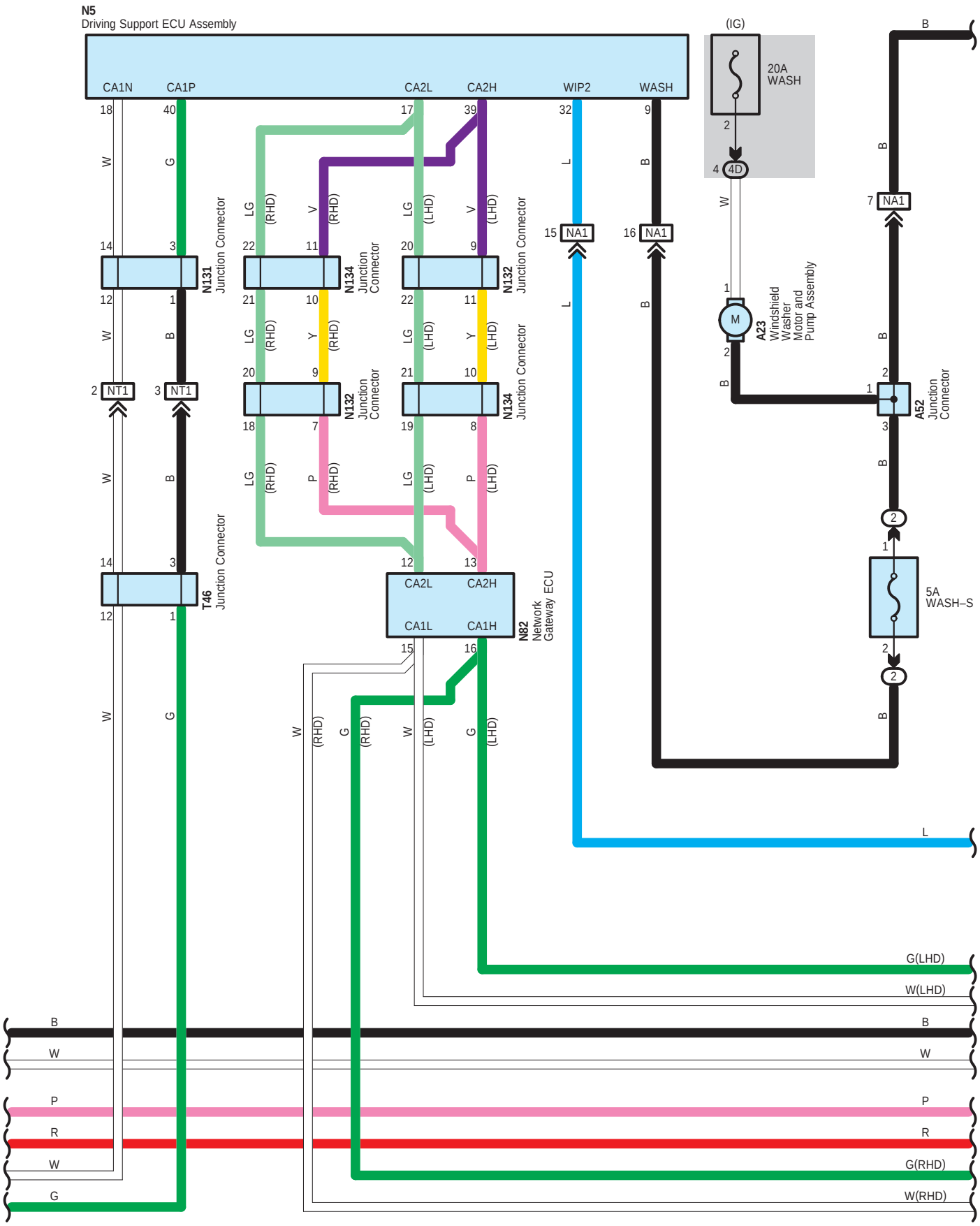
N5
Driving Support ECU Assembly
CA1N
CA1P
CA2L
CA2H
WIP2
WASH
(IG)
20A
WASH
4D
A23
Windshield
Washer
Motor and
Pump Assembly
NA1
NT1
N131
Junction Connector
N134
Junction
Connector
N132
Junction Connector
T46
Junction Connector
A52
Junction
Connector
5A
WASH–S
N82
Network
Gateway ECU
CA1L
CA1H
(RHD)
(LHD)
G(LHD)
W(LHD)
G(RHD)
W(RHD)

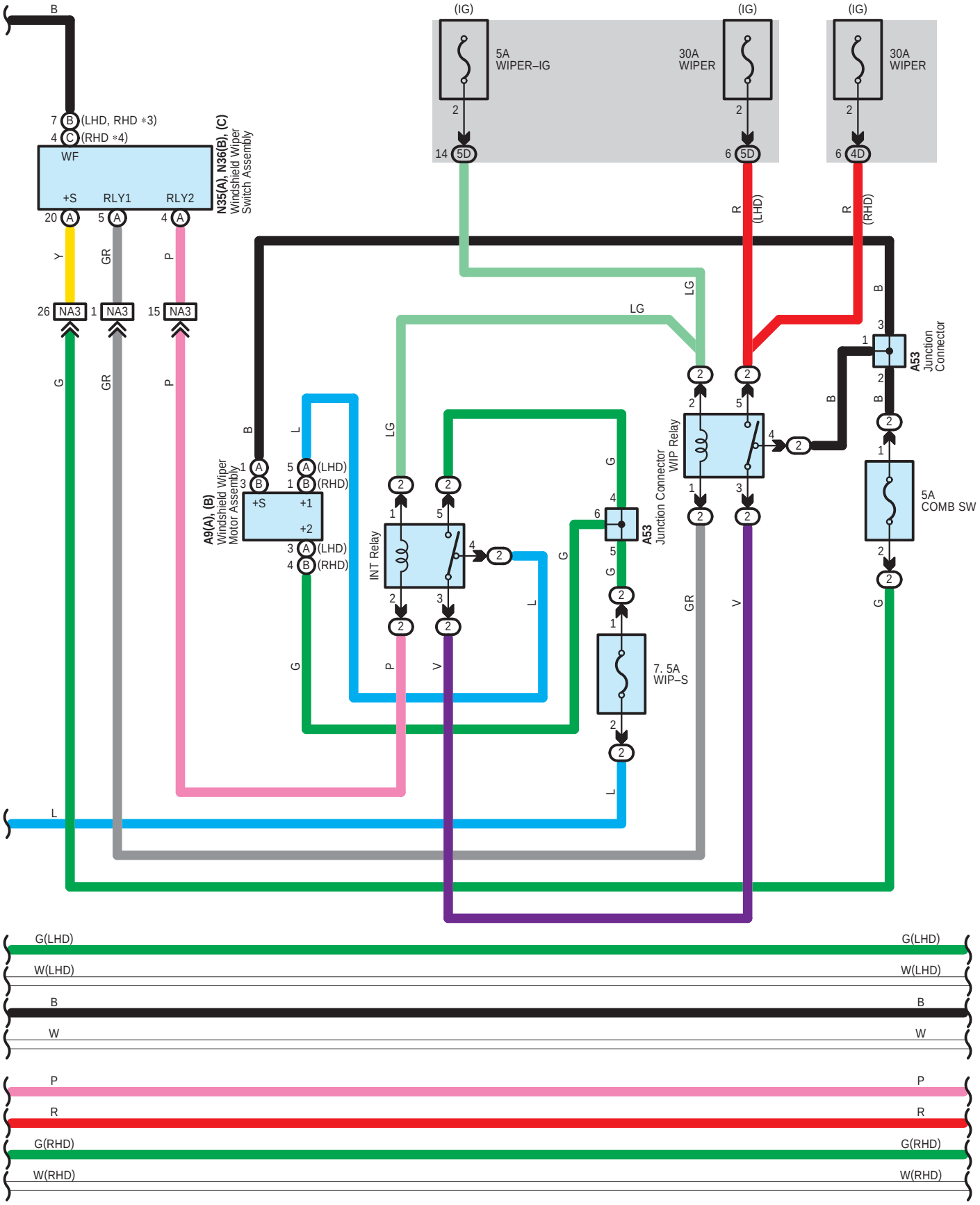

B
7 B (LHD, RHD *3)
4 C (RHD *4)
WF
+S
RLY1
RLY2
20 A
5 A
4 A
N35(A), N36(B), (C)
Windshield Wiper
Switch Assembly
Y
GR
P
26 NA3
1 NA3
15 NA3
G
GR
P
(IG)
5A
WIPER–IG
30A
WIPER
30A
WIPER
14 5D
6 5D
6 4D
R (LHD)
R (RHD)
LG
LG
B
A53
Junction
Connector
WIP Relay
5A
COMB SW
A9(A), (B)
Windshield Wiper
Motor Assembly
1 A
3 B
5 A (LHD)
1 B (RHD)
+S
+1
+2
3 A (LHD)
4 B (RHD)
INT Relay
A53
Junction Connector
7. 5A
WIP–S
L
G
P
V
G(LHD)
W(LHD)
B
W
P
R
G(RHD)
W(RHD)

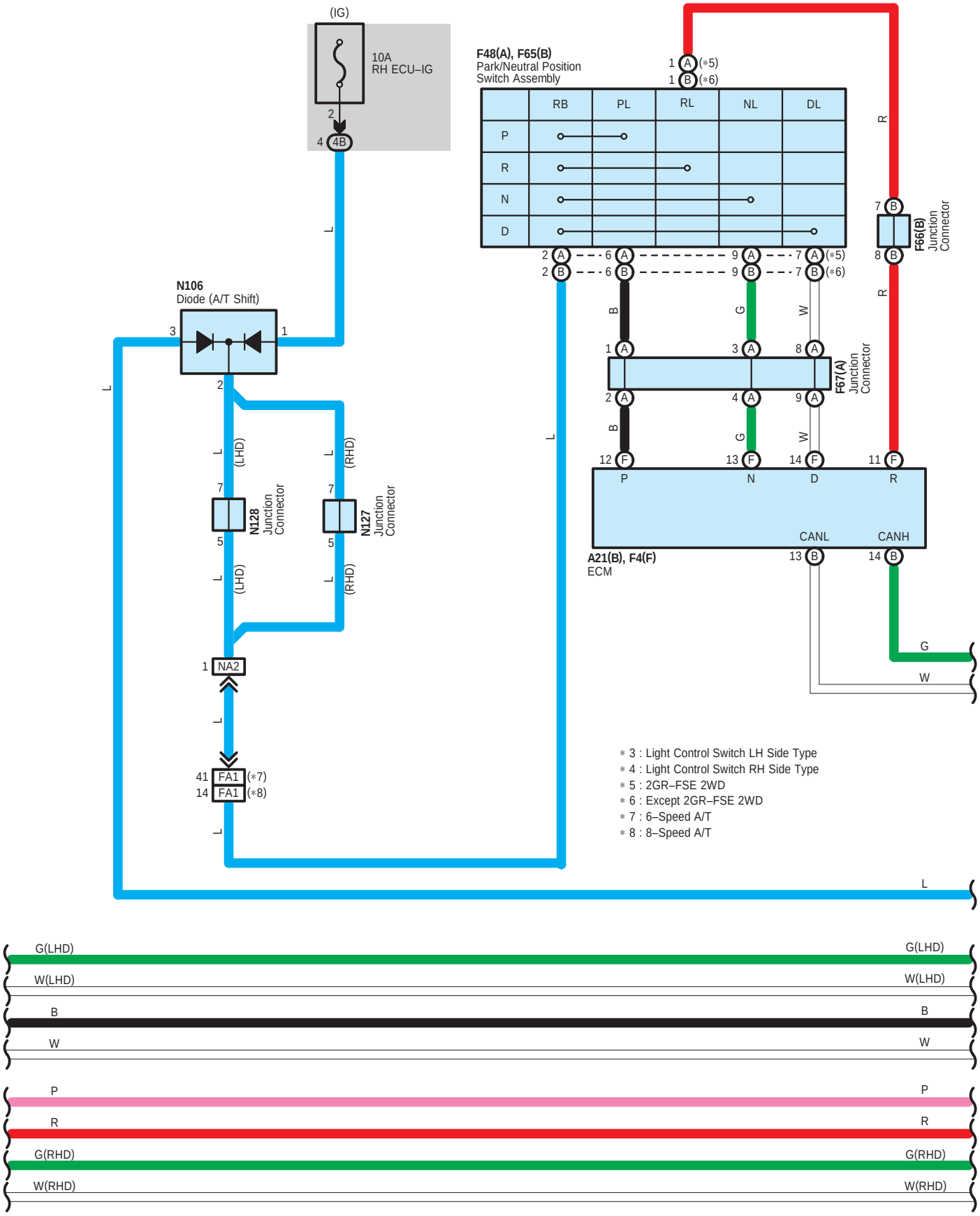
(IG)
10A
RH ECU–IG
2
4 4B
L
N106
Diode (A/T Shift)
3
1
2
L
L (LHD)
L (RHD)
7
N128
Junction
Connector
5
7
N127
Junction
Connector
5
L (LHD)
L (RHD)
1 NA2
L
41 FA1 (*7)
14 FA1 (*8)
L
F48(A), F65(B)
Park/Neutral Position
Switch Assembly
1 A (*5)
1 B (*6)
RB PL RL NL DL
P
R
N
D
2 A 6 A 9 A 7 A (*5)
2 B 6 B 9 B 7 B (*6)
R
7 B
F66(B)
Junction
Connector
8 B
R
B
G
W
1 A 3 A 8 A
F67(A)
Junction
Connector
2 A 4 A 9 A
B
G
W
12 F 13 F 14 F 11 F
P N D R
CANL CANH
A21(B), F4(F)
ECM
13 B 14 B
G
W
L
* 3 : Light Control Switch LH Side Type
* 4 : Light Control Switch RH Side Type
* 5 : 2GR–FSE 2WD
* 6 : Except 2GR–FSE 2WD
* 7 : 6–Speed A/T
* 8 : 8–Speed A/T
G(LHD)
W(LHD)
B
W
P
R
G(RHD)
W(RHD)

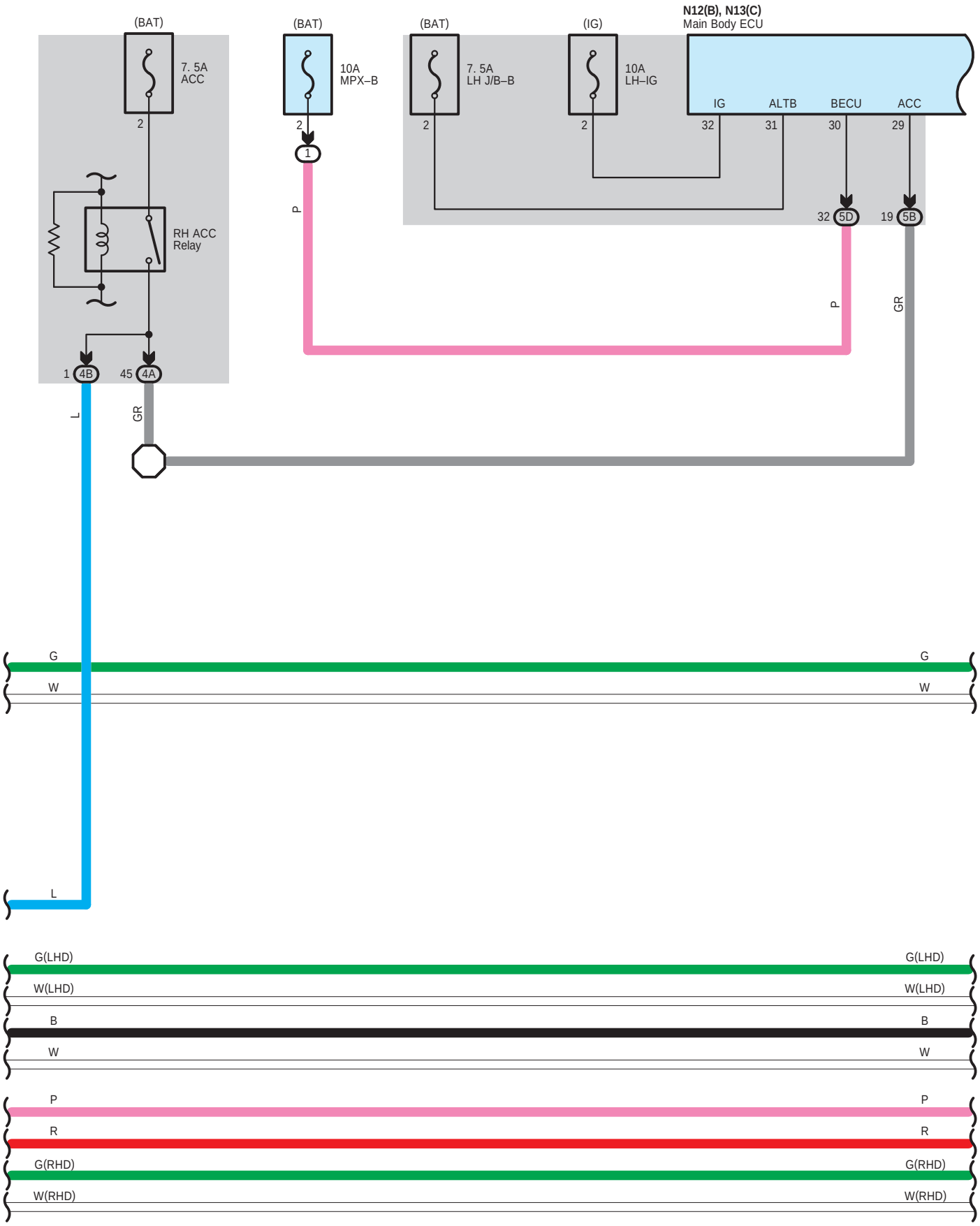
(BAT)
7. 5A
ACC
2
RH ACC
Relay
1 4B
45 4A
(BAT)
10A
MPX–B
2
1
P
(BAT)
7. 5A
LH J/B–B
2
(IG)
10A
LH–IG
2
N12(B), N13(C)
Main Body ECU
IG
ALTB
BECU
ACC
32
31
30
29
32 5D
19 5B
P
GR
L
GR
G
W
G
W
L
G(LHD)
W(LHD)
B
W
G(LHD)
W(LHD)
B
W
P
R
G(RHD)
W(RHD)
P
R
G(RHD)
W(RHD)

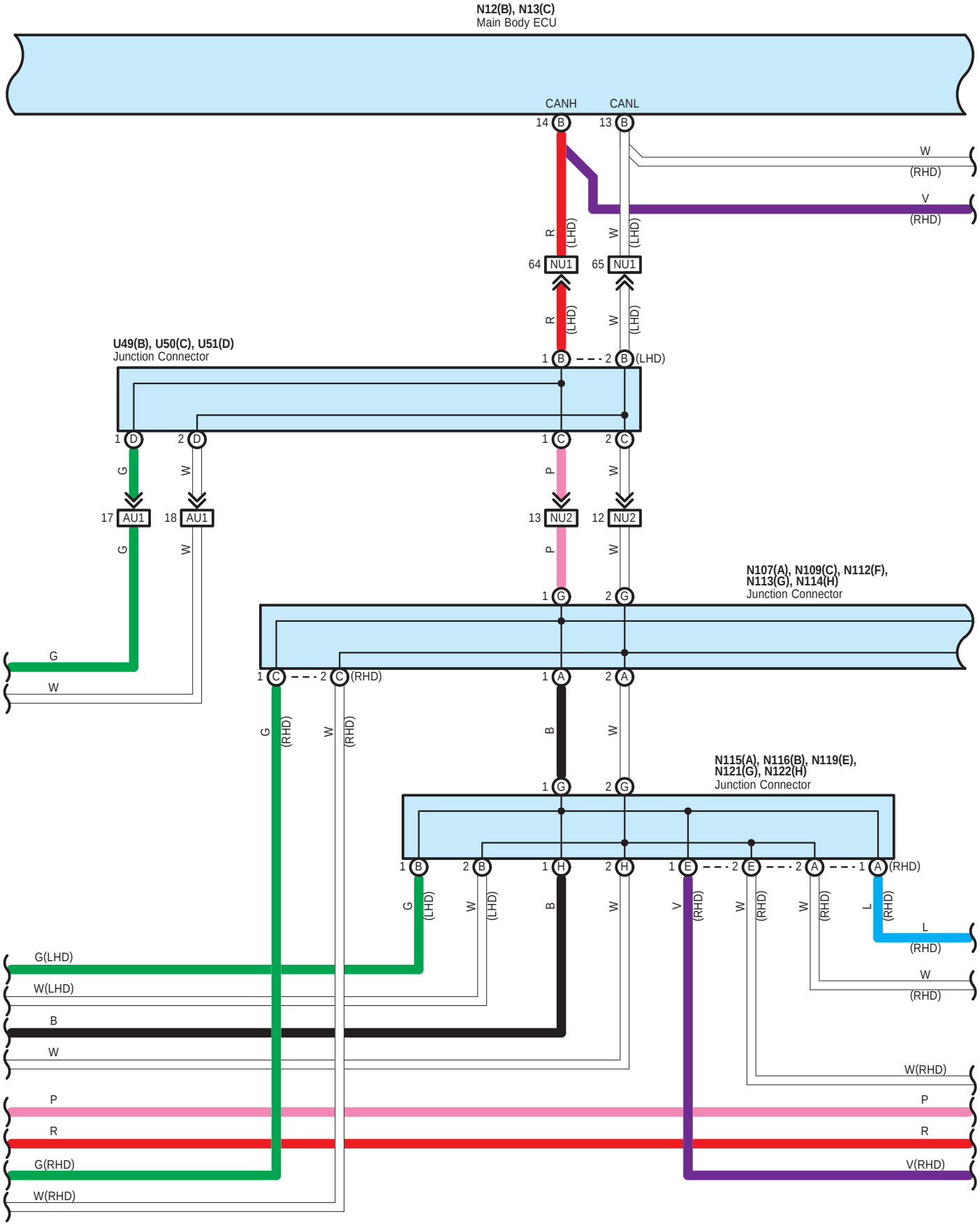
N12(B), N13(C)
Main Body ECU
CANH
CANL
14 B
13 B
W
(RHD)
V
(RHD)
R
(LHD)
W
(LHD)
64 NU1
65 NU1
R
(LHD)
W
(LHD)
U49(B), U50(C), U51(D)
Junction Connector
1 B
2 B
(LHD)
1 D
2 D
1 C
2 C
G
W
P
W
17 AU1
18 AU1
13 NU2
12 NU2
G
W
P
W
N107(A), N109(C), N112(F),
N113(G), N114(H)
Junction Connector
1 G
2 G
G
W
1 C
2 C
(RHD)
1 A
2 A
G
(RHD)
W
(RHD)
B
W
N115(A), N116(B), N119(E),
N121(G), N122(H)
Junction Connector
1 G
2 G
1 B
2 B
1 H
2 H
1 E
2 E
2 A
1 A
(RHD)
G
(LHD)
W
(LHD)
B
W
V
(RHD)
W
(RHD)
W
(RHD)
L
(RHD)
L
(RHD)
W
(RHD)
G(LHD)
W(LHD)
B
W
W(RHD)
P
P
R
R
G(RHD)
V(RHD)
W(RHD)

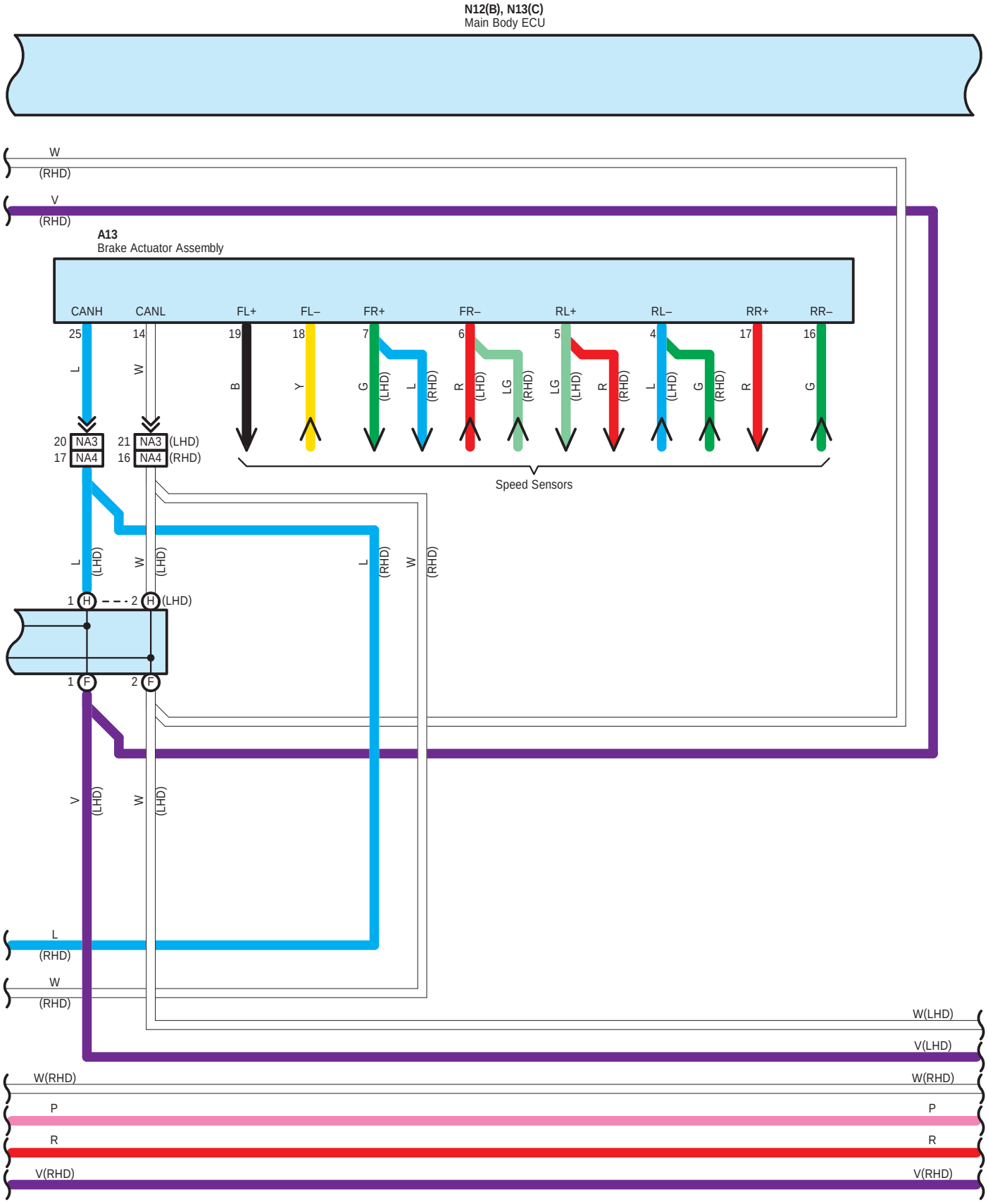
N12(B), N13(C)
Main Body ECU
W
(RHD)
V
(RHD)
A13
Brake Actuator Assembly
CANH
CANL
FL+
FL–
FR+
FR–
RL+
RL–
RR+
RR–
25
14
19
18
7
6
5
4
17
16
L
W
B
Y
G
(LHD)
L
(RHD)
R
(LHD)
LG
(RHD)
LG
(LHD)
R
(RHD)
L
(LHD)
G
(RHD)
R
G
20 NA3
17 NA4
21 NA3 (LHD)
16 NA4 (RHD)
Speed Sensors
L (LHD)
W (LHD)
L (RHD)
W (RHD)
1 H
2 H (LHD)
1 F
2 F
V (LHD)
W (LHD)
L
(RHD)
W
(RHD)
W(LHD)
V(LHD)
W(RHD)
W(RHD)
P
P
R
R
V(RHD)
V(RHD)

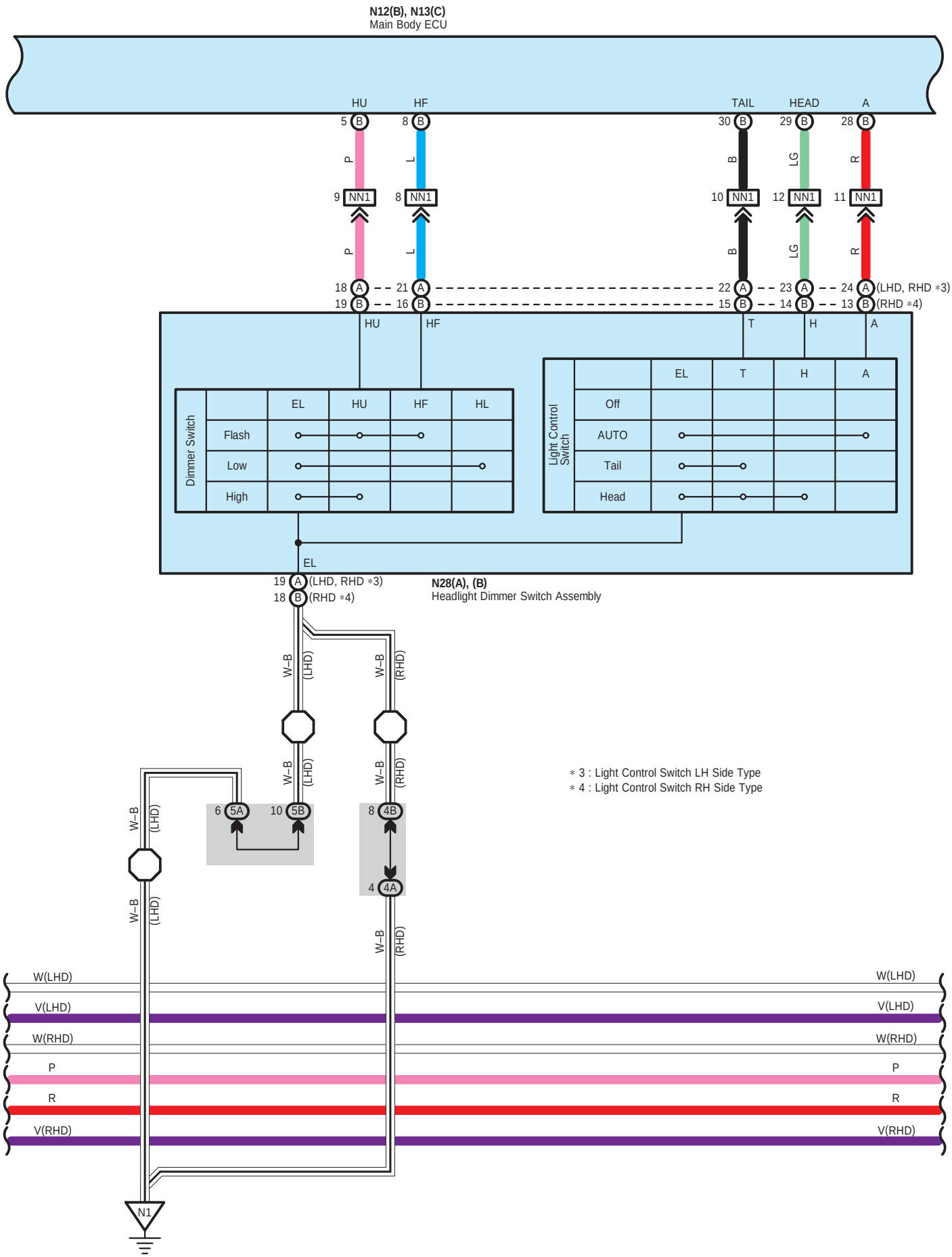
N12(B), N13(C)
Main Body ECU
HU
HF
TAIL
HEAD
A
5 B
8 B
30 B
29 B
28 B
P
L
B
LG
R
9 NN1
8 NN1
10 NN1
12 NN1
11 NN1
18 A
19 B
21 A
16 B
22 A
15 B
23 A
14 B
24 A (LHD, RHD ∗3)
13 B (RHD ∗4)
T
H
Dimmer Switch
EL
HU
HF
HL
Flash
Low
High
Light Control Switch
Off
AUTO
Tail
Head
19 A (LHD, RHD ∗3)
18 B (RHD ∗4)
N28(A), (B)
Headlight Dimmer Switch Assembly
W–B
(LHD)
(RHD)
6 5A
10 5B
8 4B
4 4A
∗ 3 : Light Control Switch LH Side Type
∗ 4 : Light Control Switch RH Side Type
W(LHD)
V(LHD)
W(RHD)
V(RHD)
N1

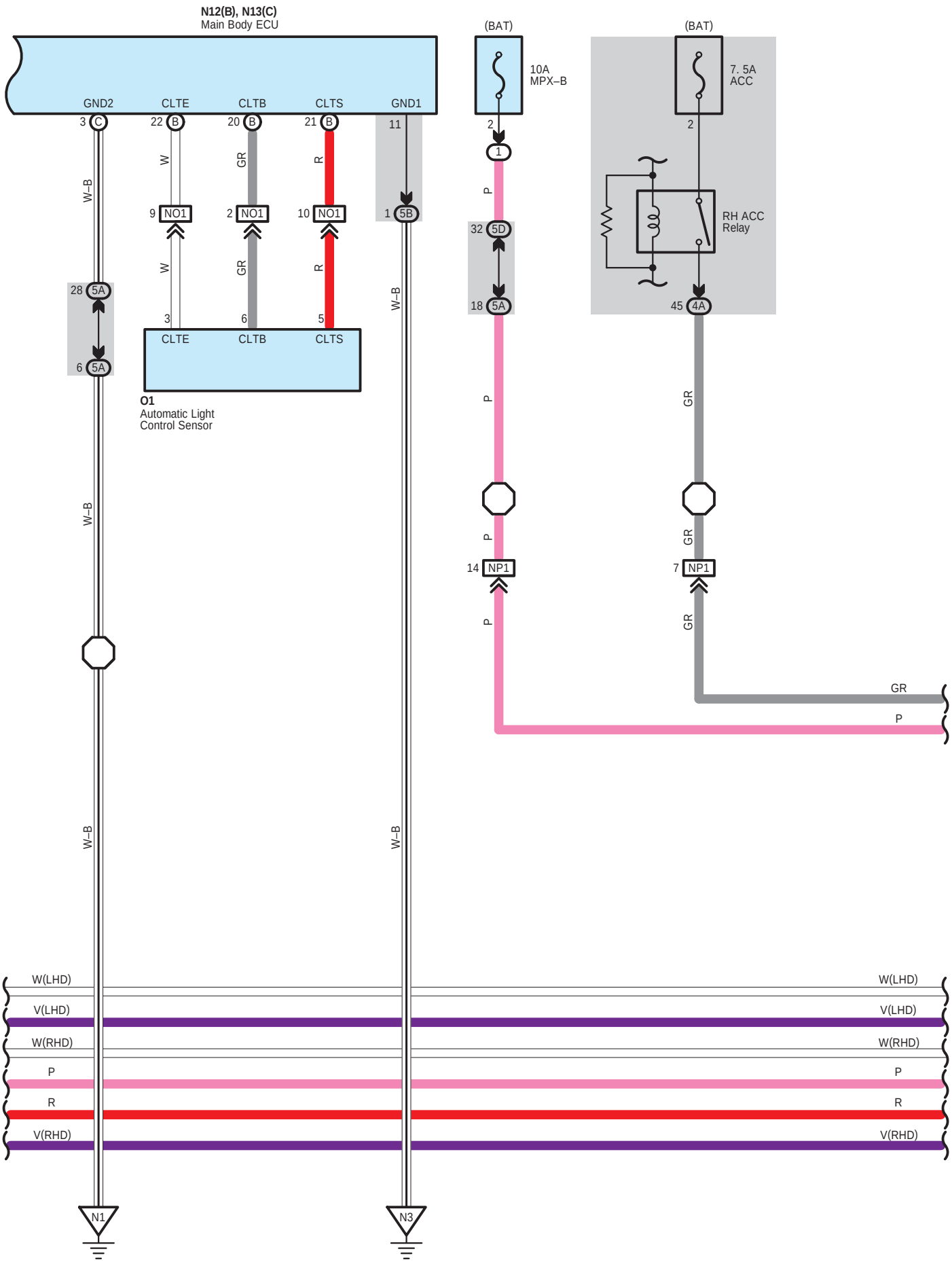
N12(B), N13(C)
Main Body ECU
GND2
CLTE
CLTB
CLTS
GND1
3 C
22 B
20 B
21 B
11
W
GR
R
W–B
9 NO1
2 NO1
10 NO1
1 5B
28 5A
6 5A
3
6
5
CLTE
CLTB
CLTS
O1
Automatic Light
Control Sensor
(BAT)
10A
MPX–B
2
1
P
32 5D
18 5A
14 NP1
(BAT)
7. 5A
ACC
2
RH ACC
Relay
45 4A
GR
7 NP1
W(LHD)
V(LHD)
W(RHD)
P
R
V(RHD)
N1
N3

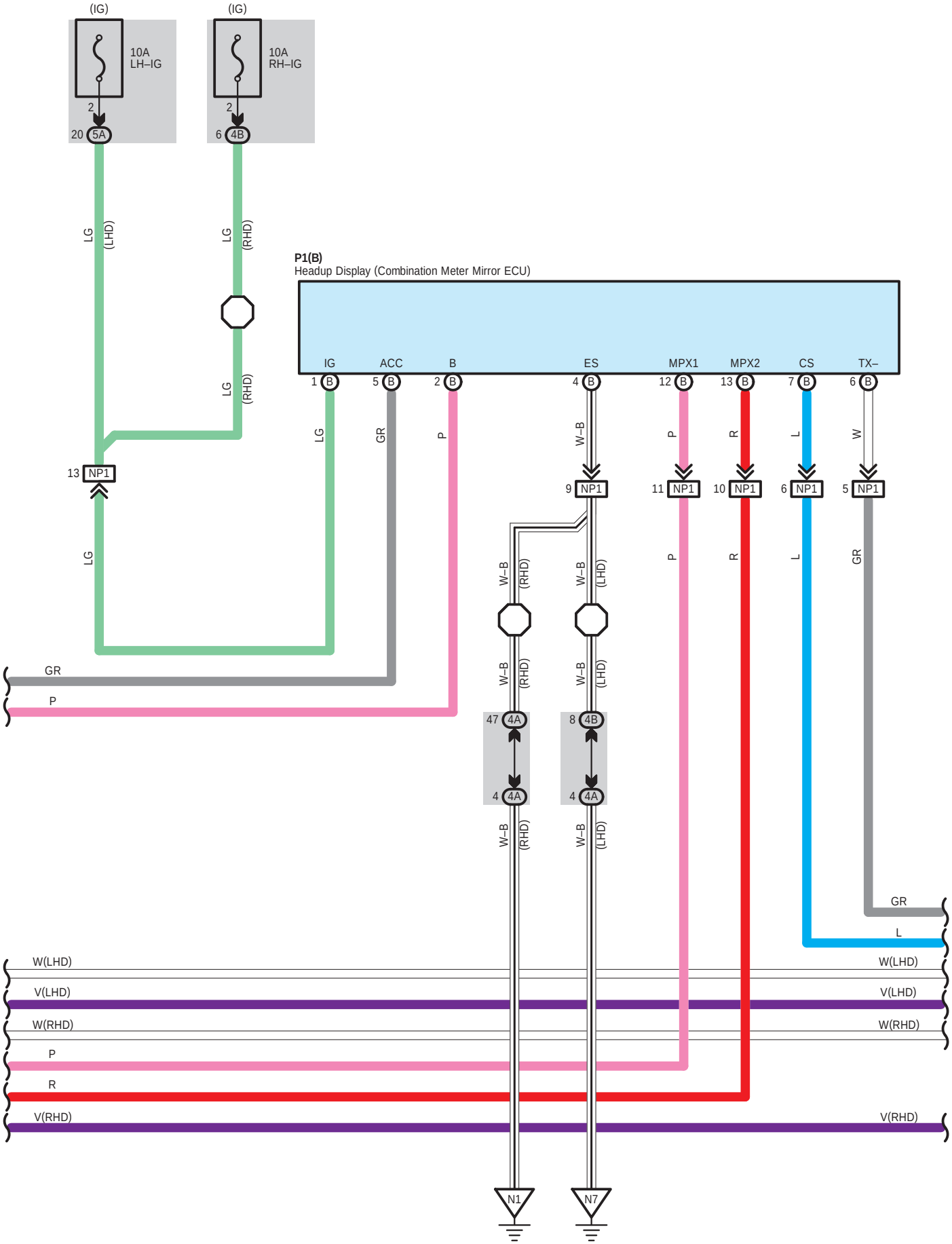
(IG)
10A
LH–IG
2
20 5A
(IG)
10A
RH–IG
2
6 4B
LG
(LHD)
LG
(RHD)
LG
(RHD)
P1(B)
Headup Display (Combination Meter Mirror ECU)
IG
ACC
B
ES
MPX1
MPX2
CS
TX–
1 B
5 B
2 B
4 B
12 B
13 B
7 B
6 B
LG
GR
P
W–B
P
R
L
W
13 NP1
9 NP1
11 NP1
10 NP1
6 NP1
5 NP1
LG
W–B
(RHD)
W–B
(LHD)
P
R
L
GR
GR
P
W–B
(RHD)
W–B
(LHD)
47 4A
8 4B
4 4A
4 4A
W–B
(RHD)
W–B
(LHD)
GR
L
W(LHD)
W(LHD)
V(LHD)
V(LHD)
W(RHD)
W(RHD)
P
R
V(RHD)
V(RHD)
N1
N7

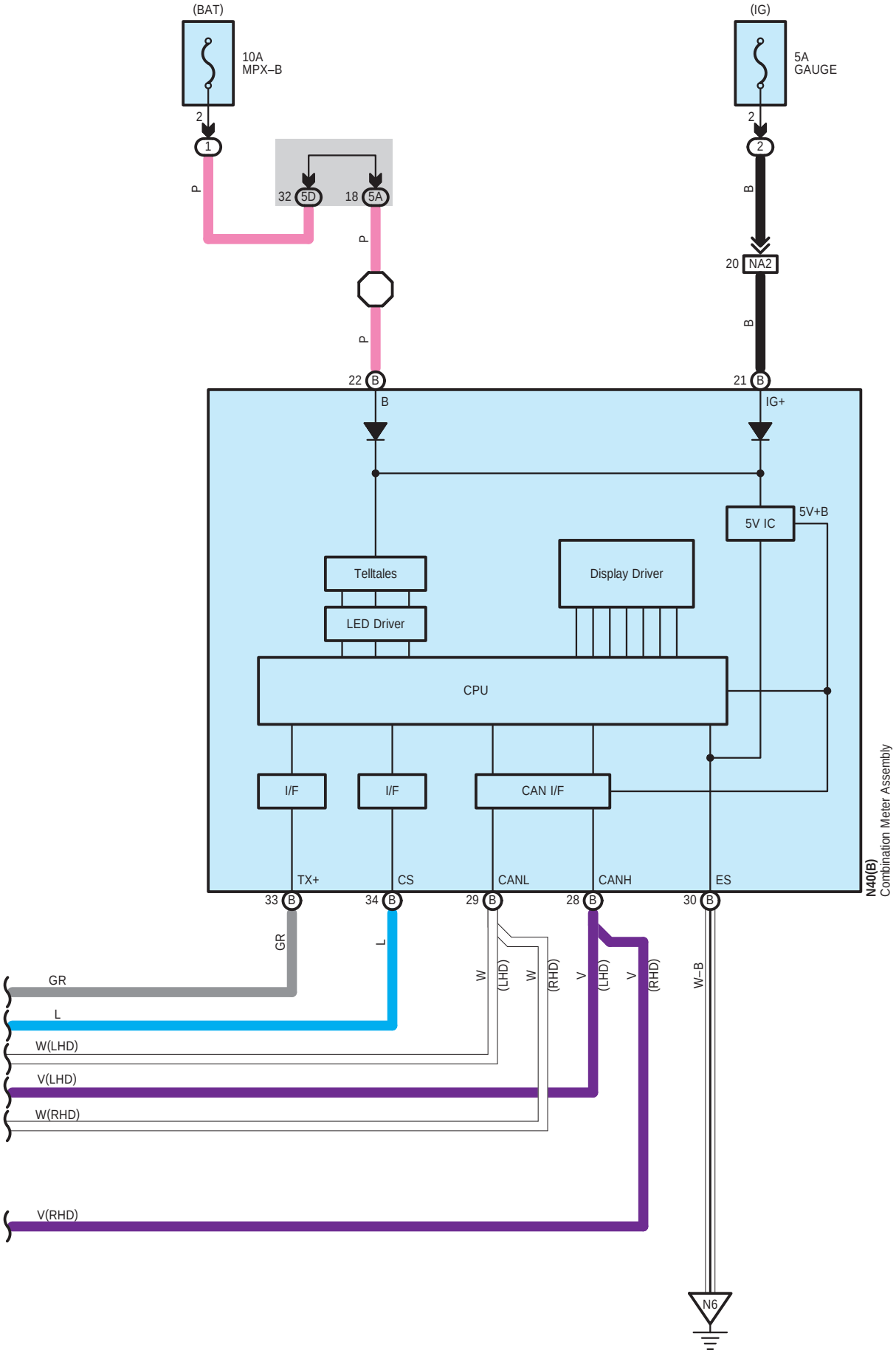
(BAT)
10A
MPX–B
2
1
P
32 5D
18 5A
P
P
22 B
B
(IG)
5A
GAUGE
2
2
B
20 NA2
B
21 B
IG+
5V IC
5V+B
Telltales
LED Driver
Display Driver
CPU
I/F
I/F
CAN I/F
TX+
CS
CANL
CANH
ES
33 B
34 B
29 B
28 B
30 B
N40(B)
Combination Meter Assembly
GR
L
W
(LHD)
W
(RHD)
V
(LHD)
V
(RHD)
W–B
GR
L
W(LHD)
V(LHD)
W(RHD)
V(RHD)
N6

A 9
Black

A 13
Black

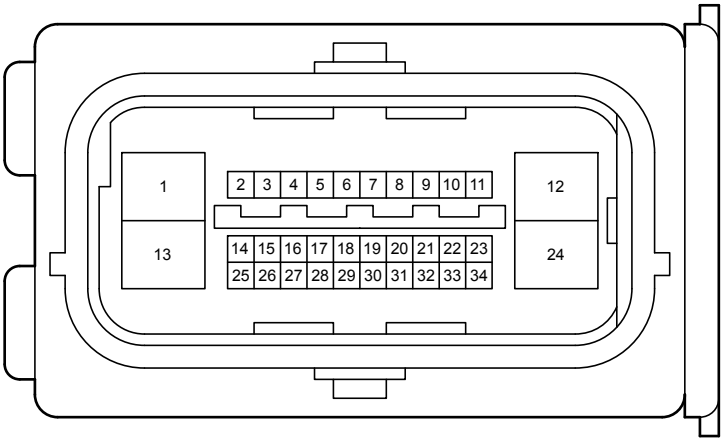

A 21
White

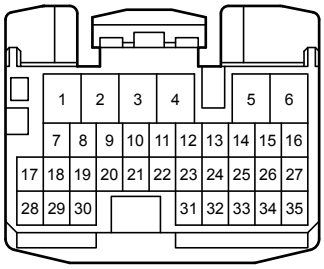

A 23
Black

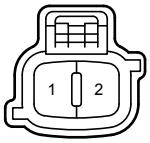

A 52
Black

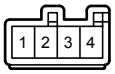

A 53
Black

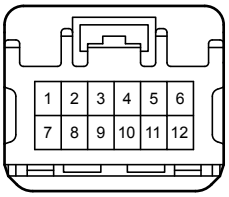

A 54
Black

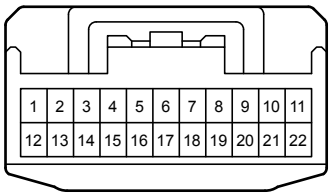

A 55
Black

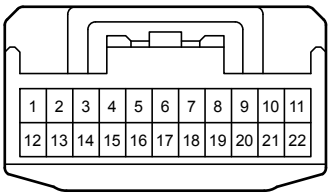

B 2
Black

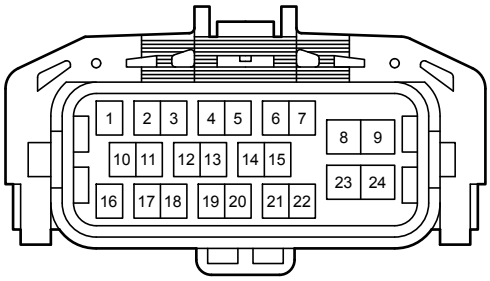

B 5
Black

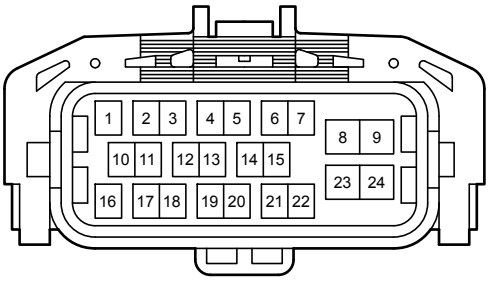

F 4
White



F 48
Black

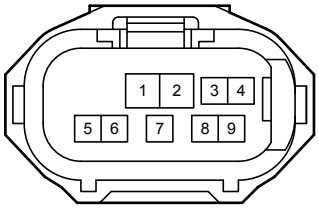

F 65
Gray

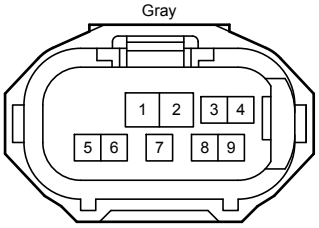

F 66
Gray



F 67
Black

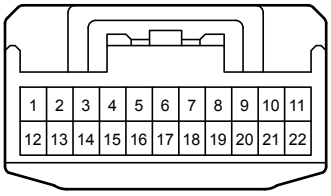

N 5
White

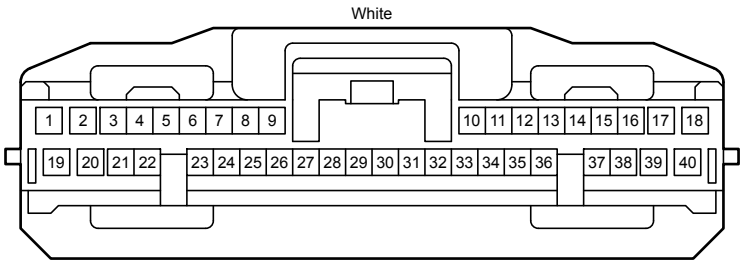

N 12
White

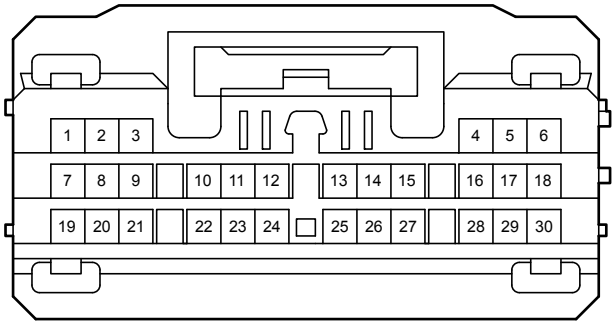

N 13
White

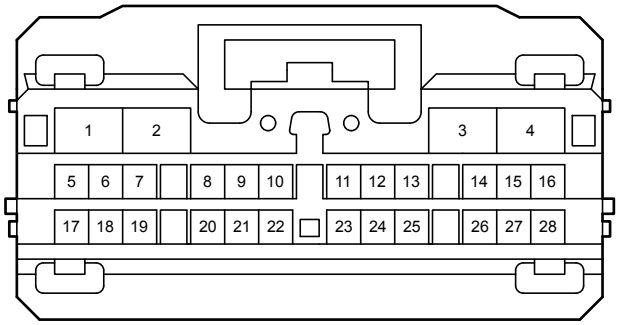

N 28
Black

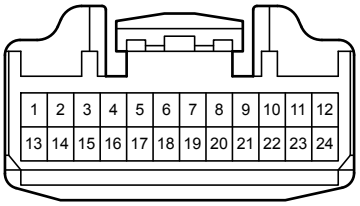

N 35
White

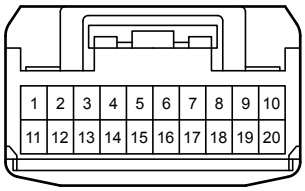

N 36
White

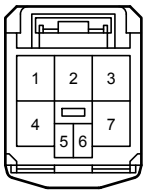

N 40
Black

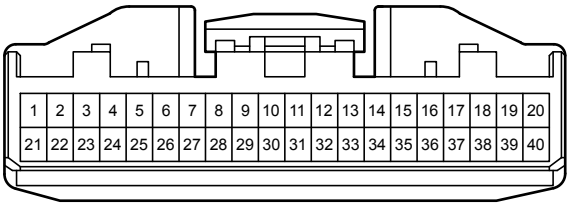

N 42
Black

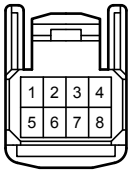

N 62
Black

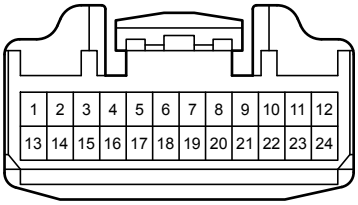

N 82
White

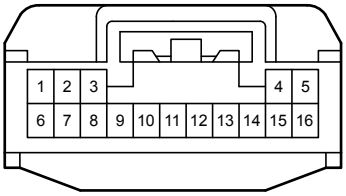

N106
Gray

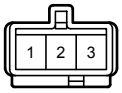

N107
White

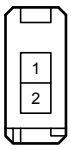

N109
White

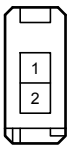

N112
White

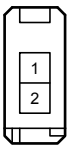

N113
White

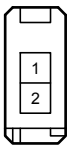

N114
White

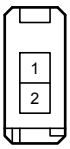

N115
White

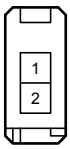

N116
White

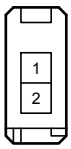

N119
White

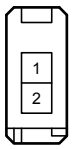

N121
White

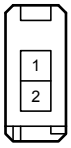

N122
White

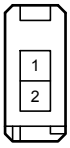

N127
Blue

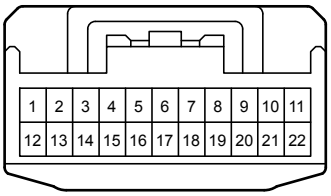

N128
Blue

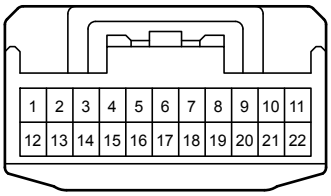

N131
Gray

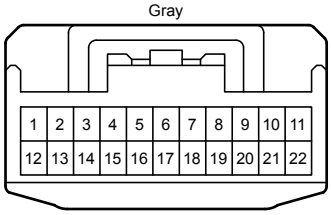

N132
Black

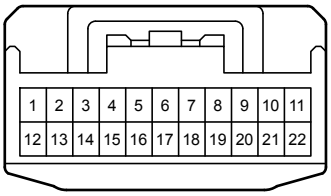

N134
Black

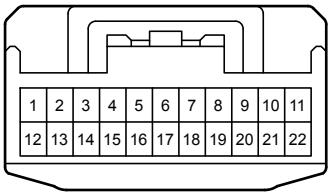

N149
Blue

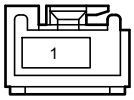

N150
Blue

N155
Black

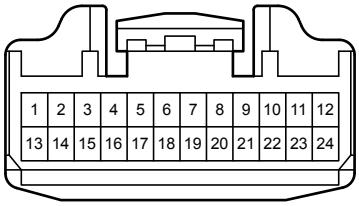

N156
Blue

N162
White

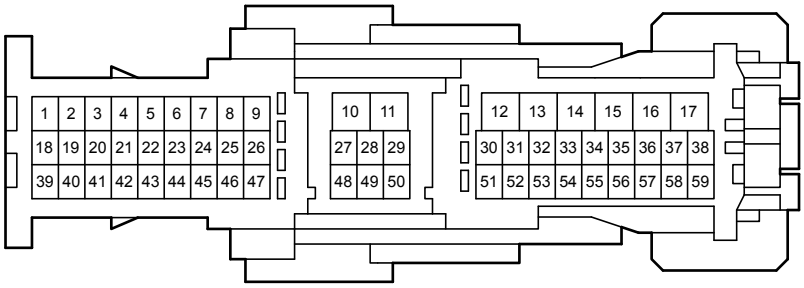

N165
White

N166
White

N169
Green

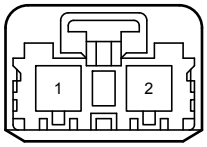

O 1
Blue

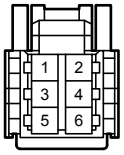

P 1
White

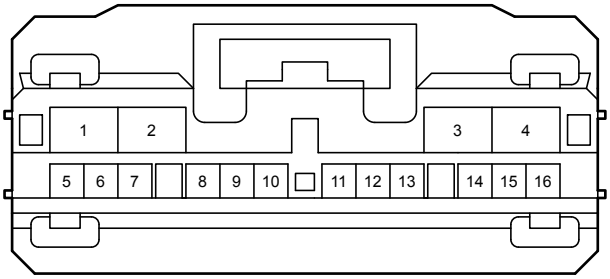

T 44
Blue



T 45
Blue



T 46
Black

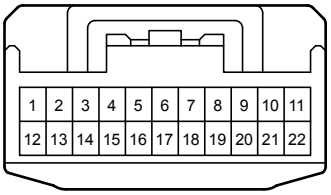

T 53
White

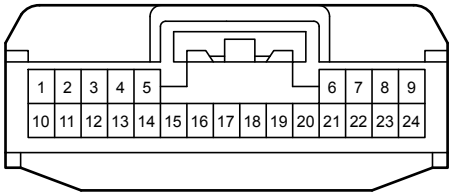

T 55
Blue

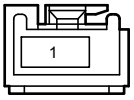

U 49
White

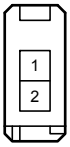

U 50
White

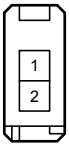

U 51
White

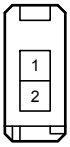

Y 17
Black

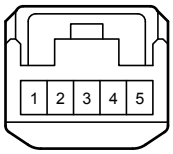

4A
White

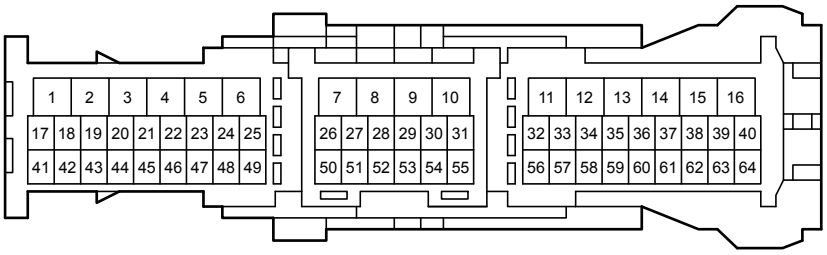

4B
White

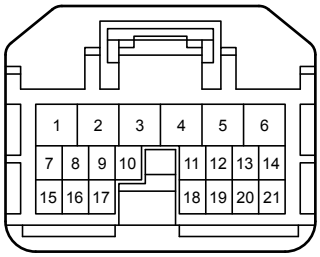

4C
White

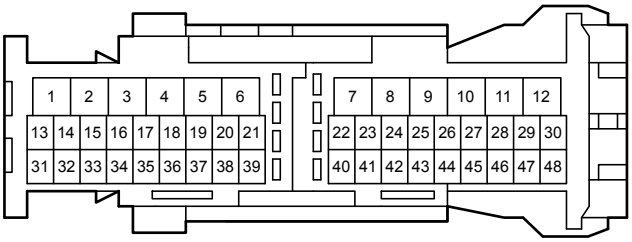

4D
White

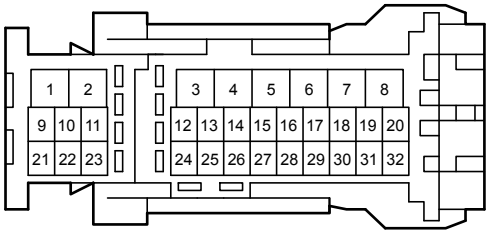

5A
White

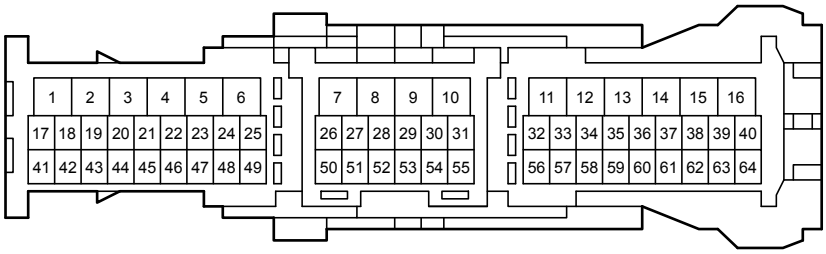

5B
White

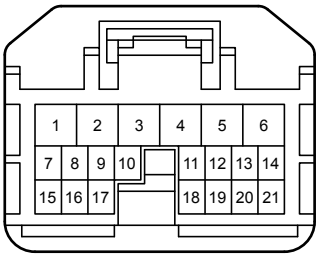

5D
White

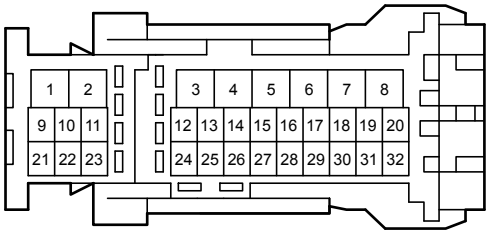

AT1
White

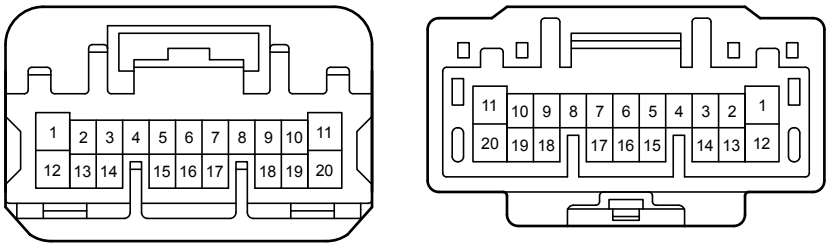

AU1
White

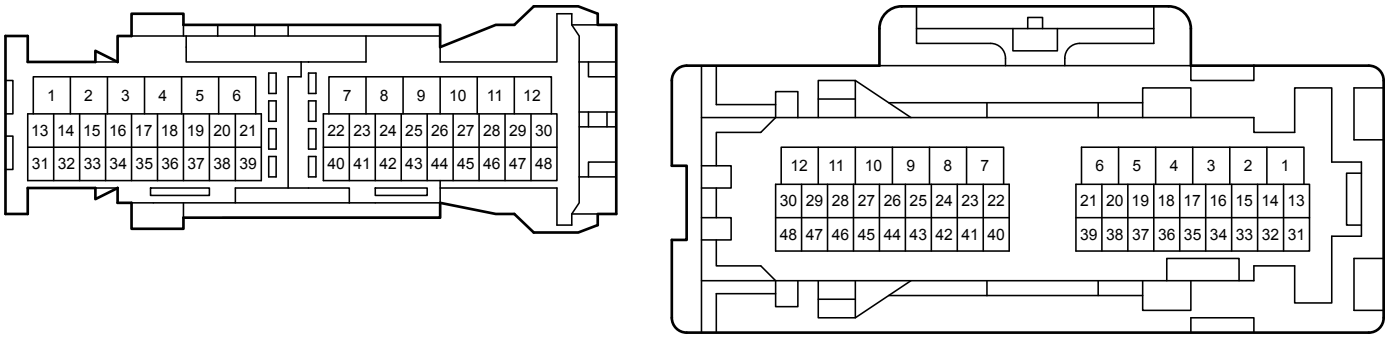

BA2
White

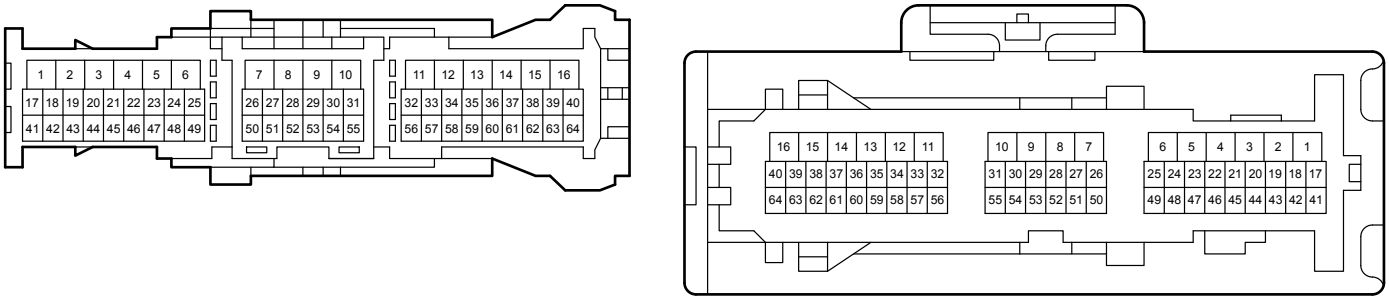

FA1
White

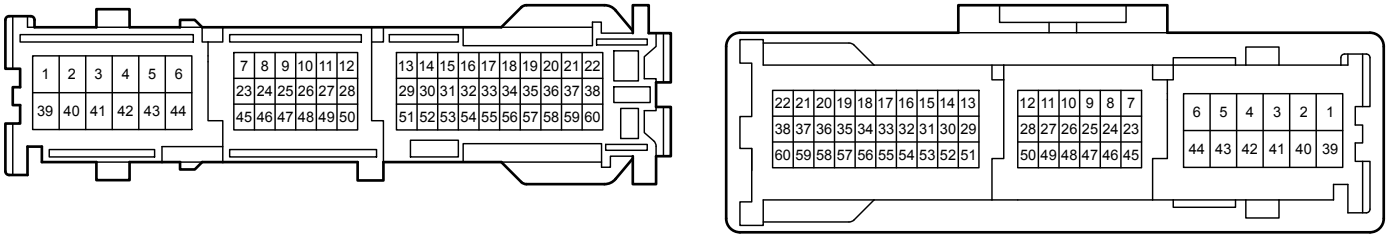

NA1
White

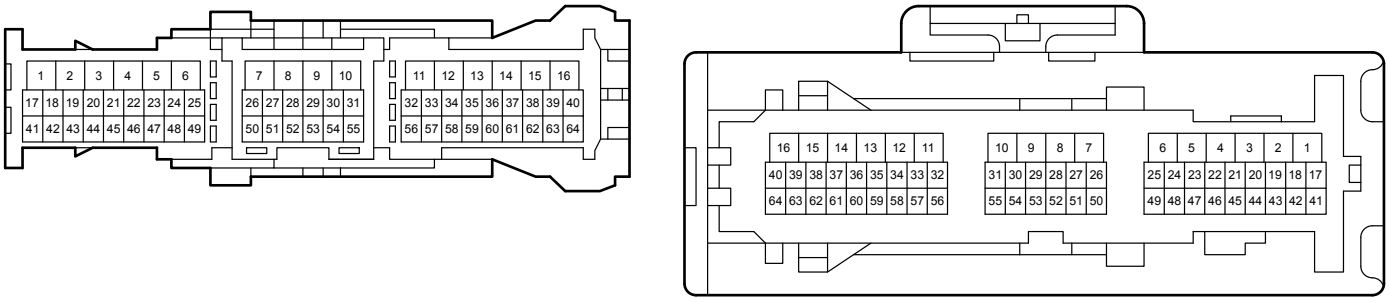

NA2
White

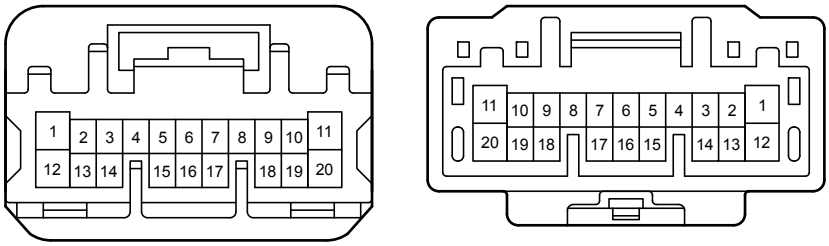

NA3
White

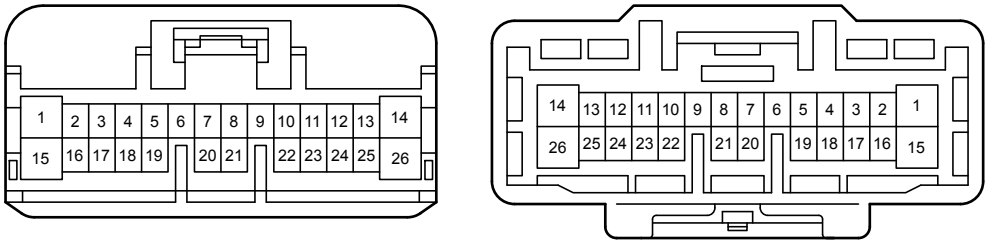

NA4
Gray

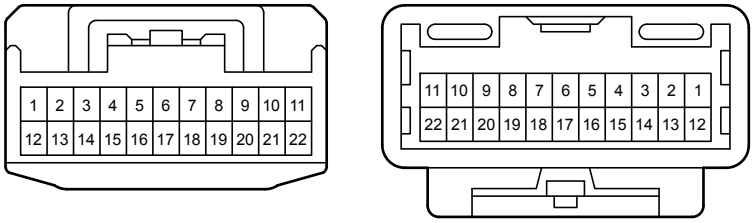

NN1
White

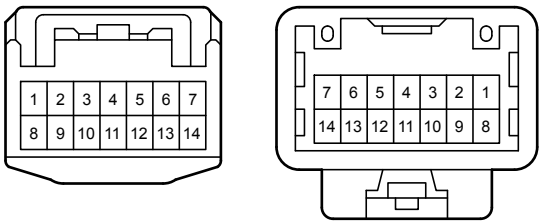

NO1
White

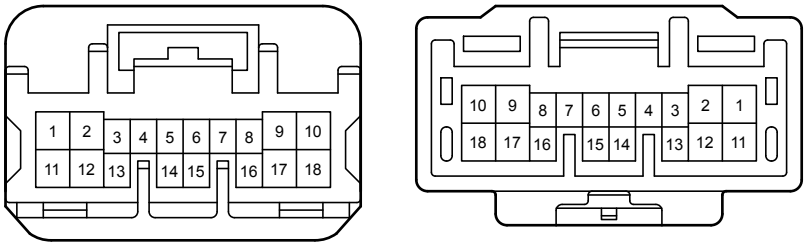

NP1
White

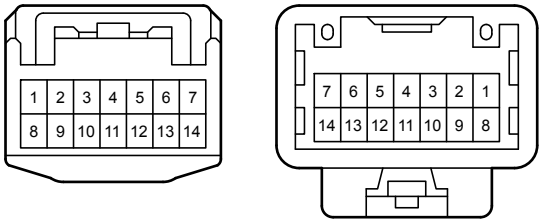

NT1
White

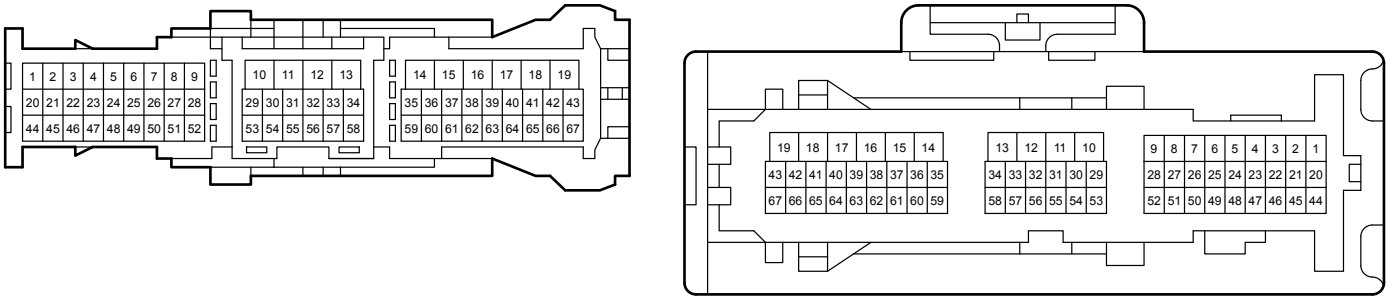

NU1
White

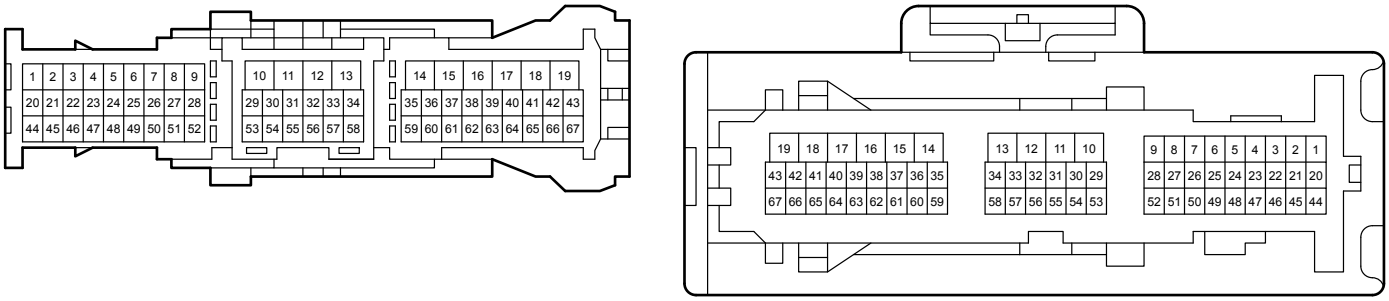

NU2
White

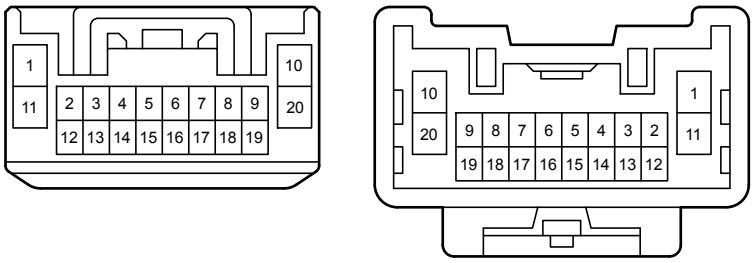

TN1
White

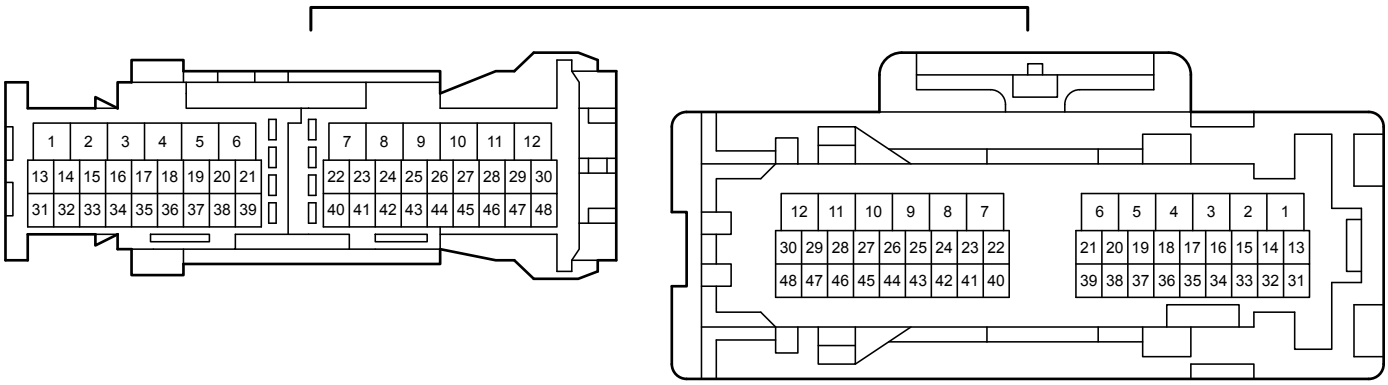

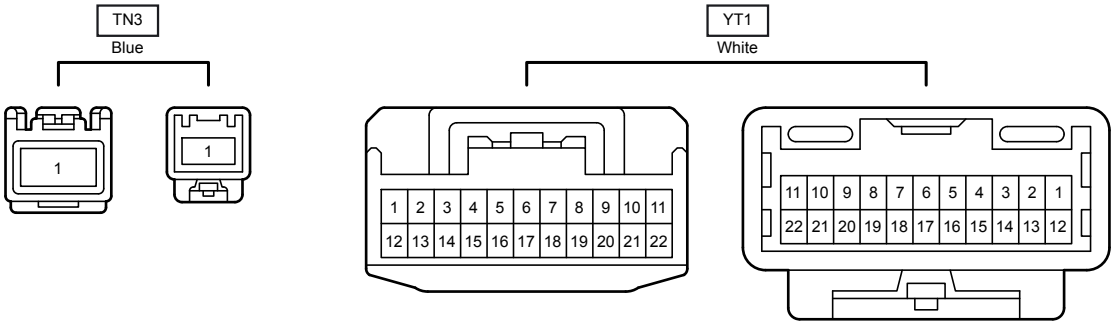
TN3
Blue
1
1
YT1
White
1 2 3 4 5 6 7 8 9 10 11
12 13 14 15 16 17 18 19 20 21 22
11 10 9 8 7 6 5 4 3 2 1
22 21 20 19 18 17 16 15 14 13 12