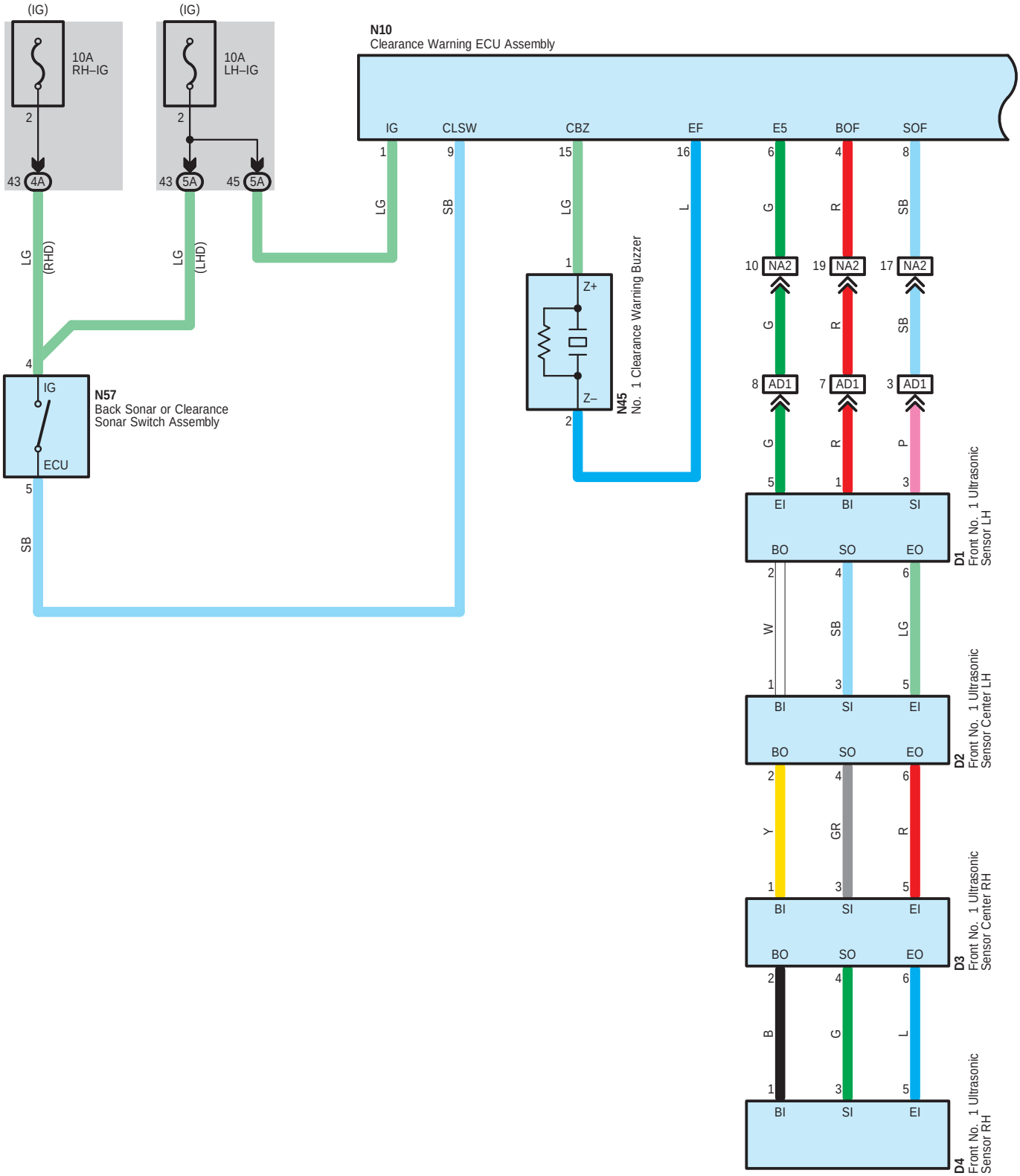
(IG)
10A
RH–IG
2
43 4A
(IG)
10A
LH–IG
2
43 5A
45 5A
N10
Clearance Warning ECU Assembly
IG
CLSW
CBZ
EF
E5
BOF
SOF
1
9
15
16
6
4
8
LG
SB
LG
L
G
R
SB
LG (RHD)
LG (LHD)
1
Z+
Z–
2
N45
No. 1 Clearance Warning Buzzer
10 NA2
19 NA2
17 NA2
G
R
SB
4
IG
ECU
N57
Back Sonar or Clearance
Sonar Switch Assembly
5
SB
8 AD1
7 AD1
3 AD1
G
R
P
5
1
3
EI
BI
SI
BO
SO
EO
D1
Front No. 1 Ultrasonic
Sensor LH
2
4
6
W
SB
LG
1
3
5
BI
SI
EI
BO
SO
EO
D2
Front No. 1 Ultrasonic
Sensor Center LH
2
4
6
Y
GR
R
1
3
5
BI
SI
EI
BO
SO
EO
D3
Front No. 1 Ultrasonic
Sensor Center RH
2
4
6
B
G
L
1
3
5
BI
SI
EI
D4
Front No. 1 Ultrasonic
Sensor RH

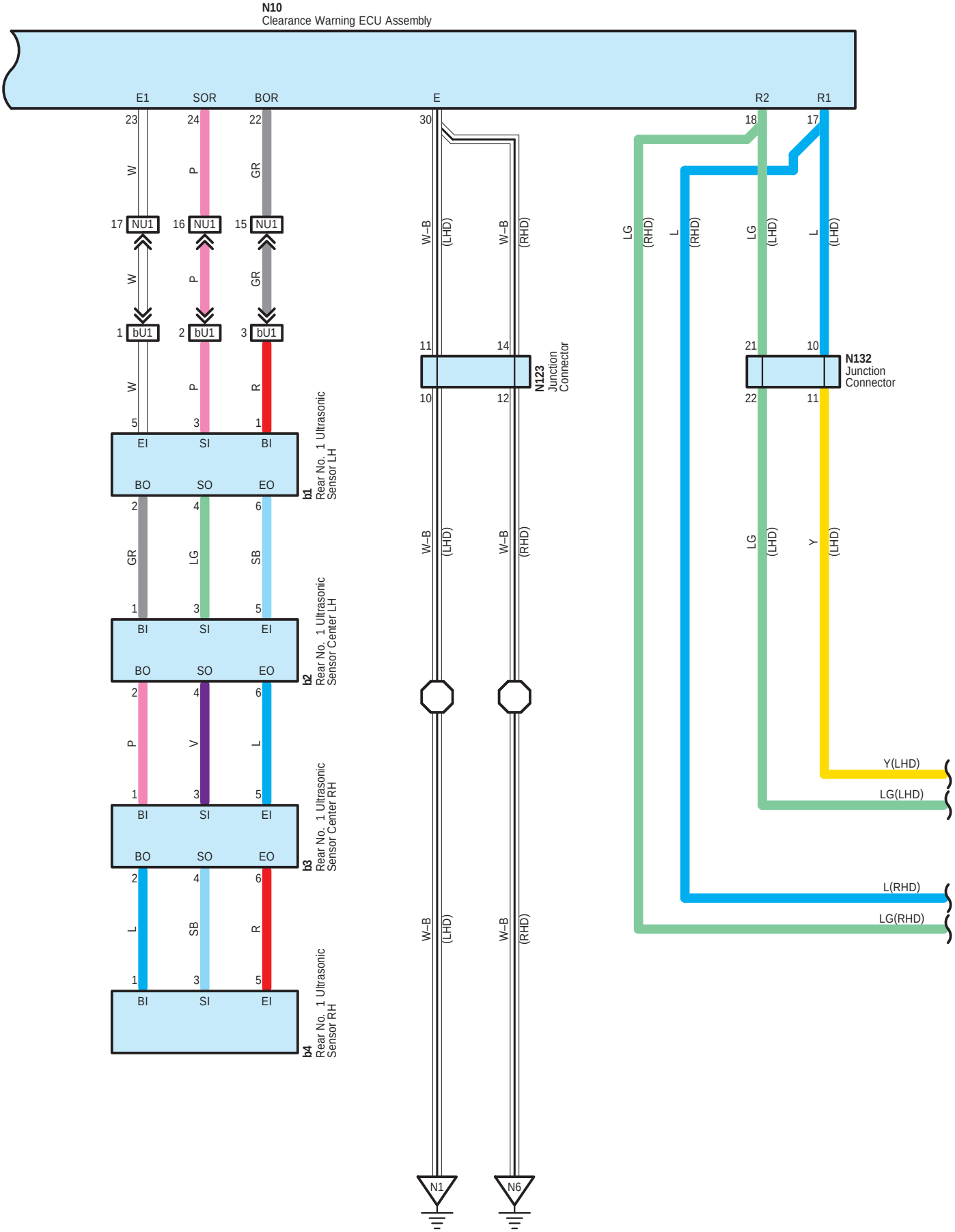
N10
Clearance Warning ECU Assembly
E1
SOR
BOR
E
R2
R1
NU1
bU1
N123
Junction
Connector
N132
Junction
Connector
b1
Rear No. 1 Ultrasonic
Sensor LH
b2
Rear No. 1 Ultrasonic
Sensor Center LH
b3
Rear No. 1 Ultrasonic
Sensor Center RH
b4
Rear No. 1 Ultrasonic
Sensor RH
EI
SI
BI
BO
SO
EO
Y(LHD)
LG(LHD)
L(RHD)
LG(RHD)
N1
N6

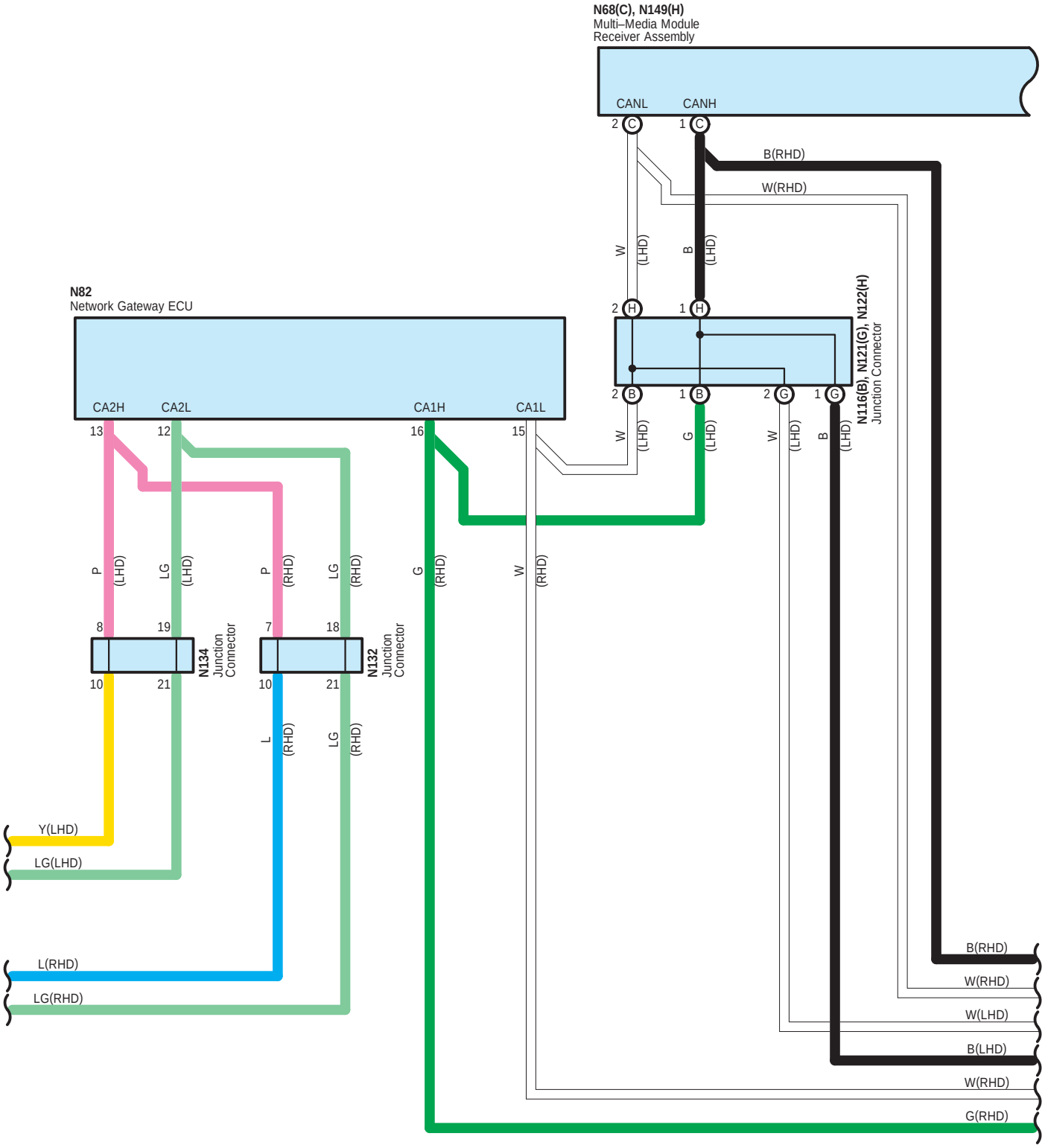
N68(C), N149(H)
Multi–Media Module
Receiver Assembly
CANL
CANH
2 C
1 C
B(RHD)
W(RHD)
W (LHD)
B (LHD)
N82
Network Gateway ECU
2 H
1 H
N116(B), N121(G), N122(H)
Junction Connector
2 B
1 B
2 G
1 G
CA2H
CA2L
CA1H
CA1L
13
12
16
15
W (LHD)
G (LHD)
W (LHD)
B (LHD)
P (LHD)
LG (LHD)
P (RHD)
LG (RHD)
G (RHD)
W (RHD)
8
19
7
18
N134
Junction
Connector
N132
Junction
Connector
10
21
10
21
L (RHD)
LG (RHD)
Y(LHD)
LG(LHD)
L(RHD)
LG(RHD)
B(RHD)
W(RHD)
W(LHD)
B(LHD)
W(RHD)
G(RHD)

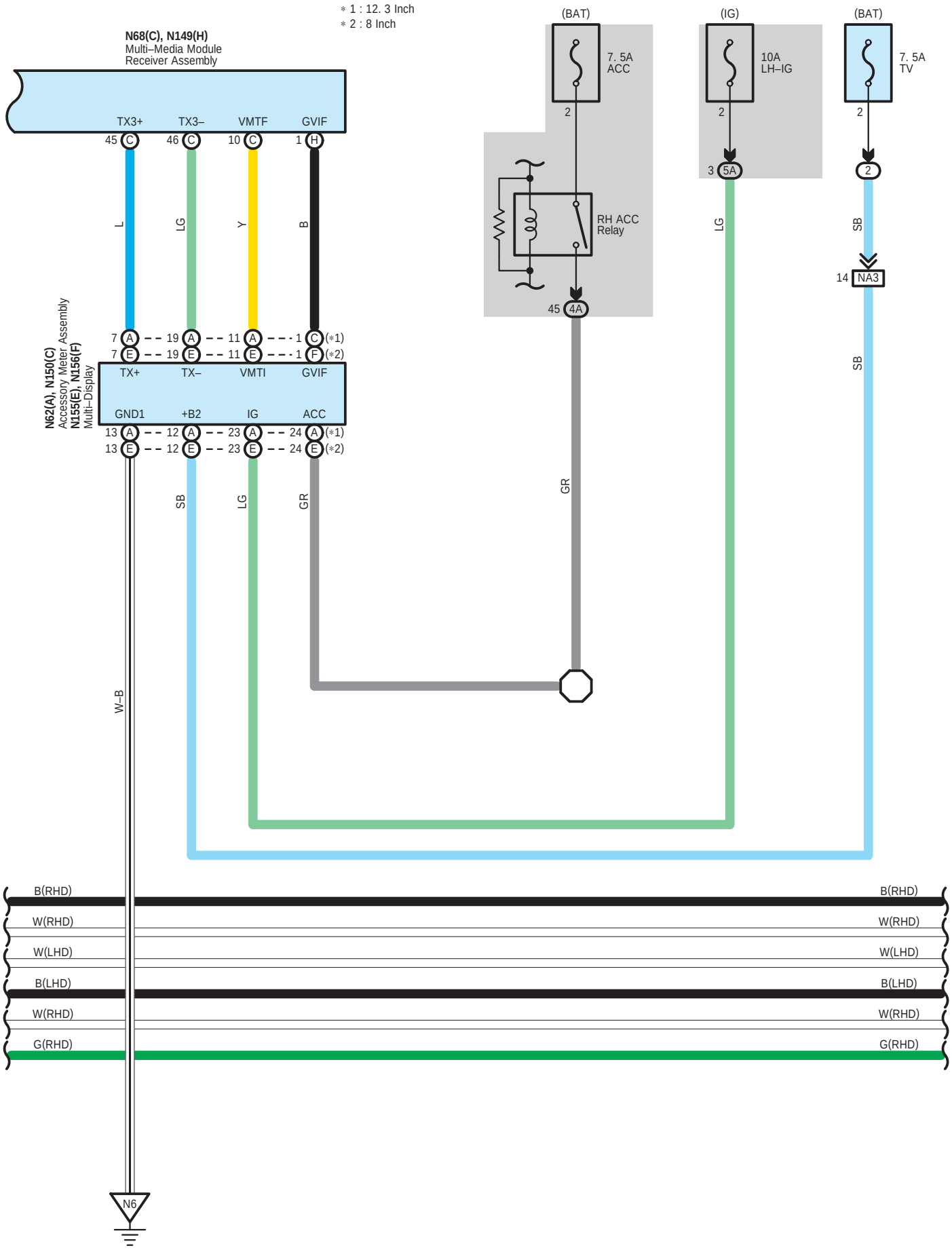
∗ 1 : 12. 3 Inch
∗ 2 : 8 Inch
N68(C), N149(H)
Multi–Media Module
Receiver Assembly
TX3+
TX3–
VMTF
GVIF
45 C
46 C
10 C
1 H
L
LG
Y
B
N62(A), N150(C)
Accessory Meter Assembly
N155(E), N156(F)
Multi–Display
7 A
19 A
11 A
1 C (∗1)
7 E
19 E
11 E
1 F (∗2)
TX+
TX–
VMTI
GVIF
GND1
+B2
IG
ACC
13 A
12 A
23 A
24 A (∗1)
13 E
12 E
23 E
24 E (∗2)
SB
LG
GR
W–B
N6
(BAT)
7. 5A
ACC
2
RH ACC
Relay
45 4A
GR
(IG)
10A
LH–IG
2
3 5A
LG
(BAT)
7. 5A
TV
2
2
SB
14 NA3
SB
B(RHD)
W(RHD)
W(LHD)
B(LHD)
W(RHD)
G(RHD)
B(RHD)
W(RHD)
W(LHD)
B(LHD)
W(RHD)
G(RHD)

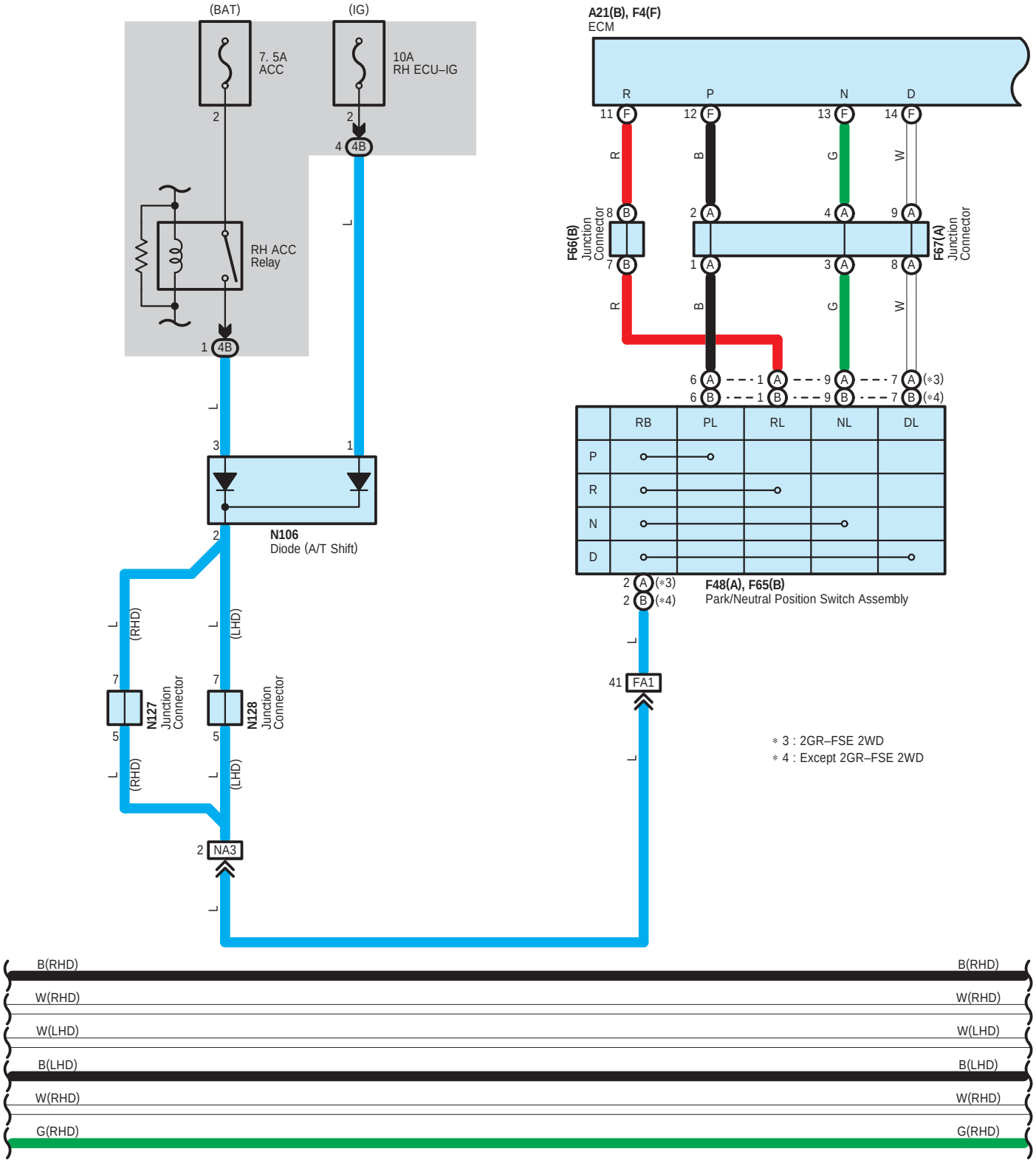
(BAT)
(IG)
7. 5A
ACC
10A
RH ECU–IG
RH ACC
Relay
A21(B), F4(F)
ECM
R
P
N
D
F66(B)
Junction
Connector
F67(A)
Junction
Connector
N106
Diode (A/T Shift)
RB
PL
RL
NL
DL
F48(A), F65(B)
Park/Neutral Position Switch Assembly
N127
Junction
Connector
N128
Junction
Connector
(RHD)
(LHD)
FA1
NA3
∗ 3 : 2GR–FSE 2WD
∗ 4 : Except 2GR–FSE 2WD
B(RHD)
W(RHD)
W(LHD)
B(LHD)
W(RHD)
G(RHD)

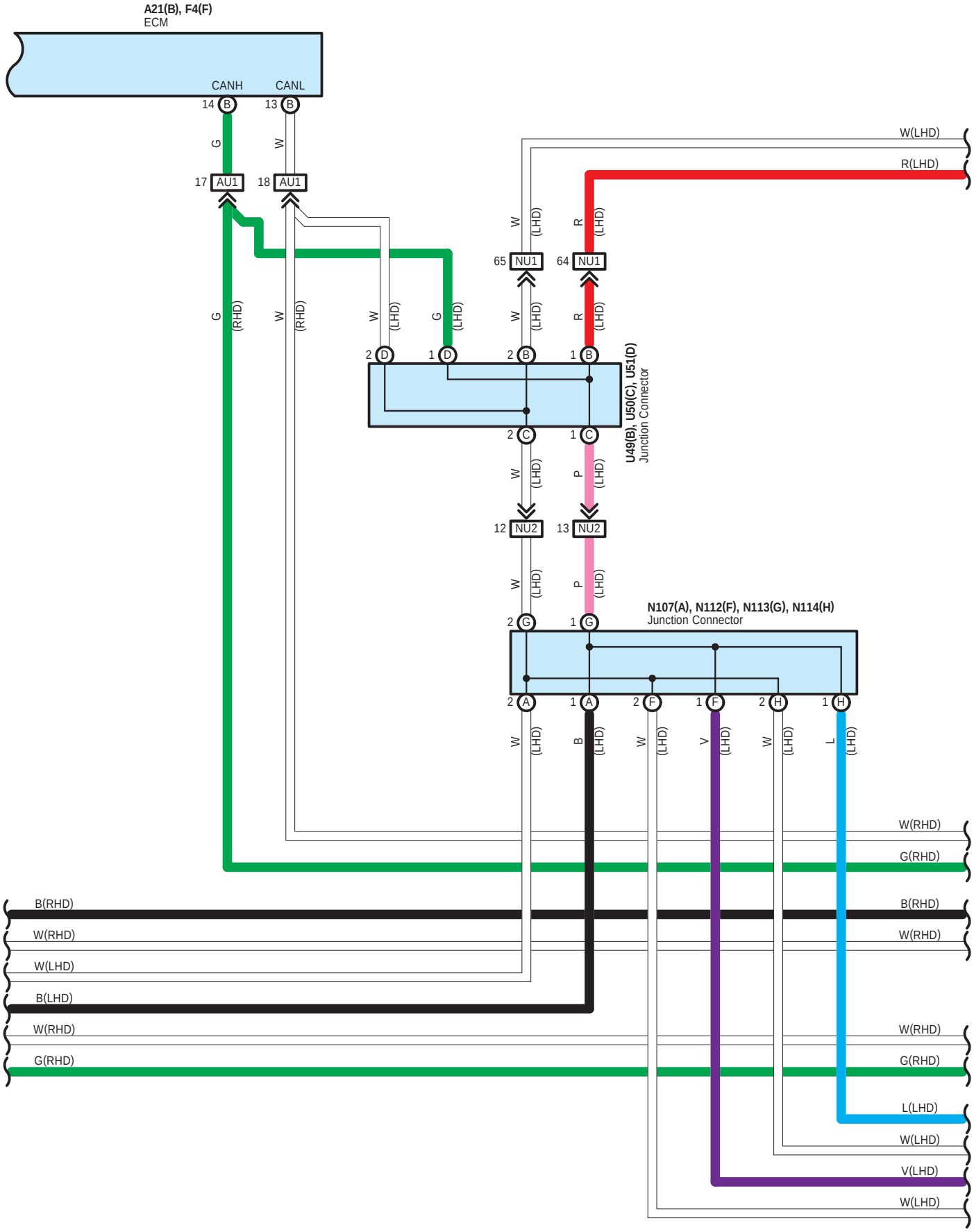
A21(B), F4(F)
ECM
CANH
CANL
14 B
13 B
G
W
17 AU1
18 AU1
G (RHD)
W (RHD)
W (LHD)
G (LHD)
W (LHD)
R (LHD)
65 NU1
64 NU1
W (LHD)
R (LHD)
2 D
1 D
2 B
1 B
2 C
1 C
U49(B), U50(C), U51(D)
Junction Connector
W (LHD)
P (LHD)
12 NU2
13 NU2
W (LHD)
P (LHD)
N107(A), N112(F), N113(G), N114(H)
Junction Connector
2 G
1 G
2 A
1 A
2 F
1 F
2 H
1 H
W (LHD)
B (LHD)
W (LHD)
V (LHD)
W (LHD)
L (LHD)
W(LHD)
R(LHD)
W(RHD)
G(RHD)
B(RHD)
W(RHD)
W(LHD)
B(LHD)
W(RHD)
G(RHD)
B(RHD)
W(RHD)
W(RHD)
G(RHD)
L(LHD)
W(LHD)
V(LHD)
W(LHD)

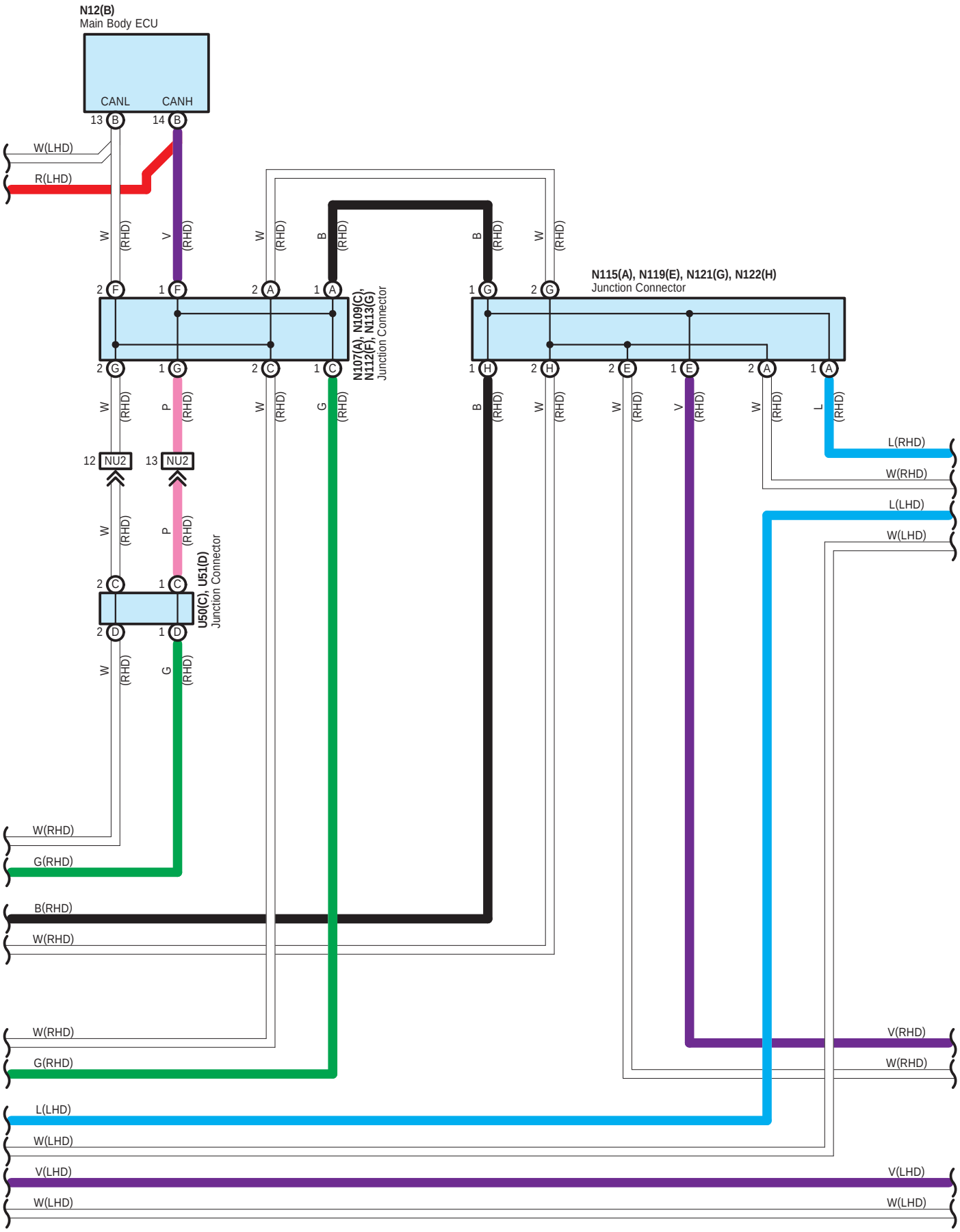
N12(B)
Main Body ECU
CANL
CANH
13 B
14 B
W(LHD)
R(LHD)
W (RHD)
V (RHD)
W (RHD)
B (RHD)
B (RHD)
W (RHD)
N115(A), N119(E), N121(G), N122(H)
Junction Connector
N107(A), N109(C), N112(F), N113(G)
Junction Connector
W (RHD)
P (RHD)
W (RHD)
G (RHD)
B (RHD)
W (RHD)
W (RHD)
V (RHD)
W (RHD)
L (RHD)
12 NU2
13 NU2
W (RHD)
P (RHD)
U50(C), U51(D)
Junction Connector
W (RHD)
G (RHD)
L(RHD)
W(RHD)
L(LHD)
W(LHD)
W(RHD)
G(RHD)
B(RHD)
W(RHD)
W(RHD)
G(RHD)
V(RHD)
W(RHD)
L(LHD)
W(LHD)
V(LHD)
W(LHD)
V(LHD)
W(LHD)

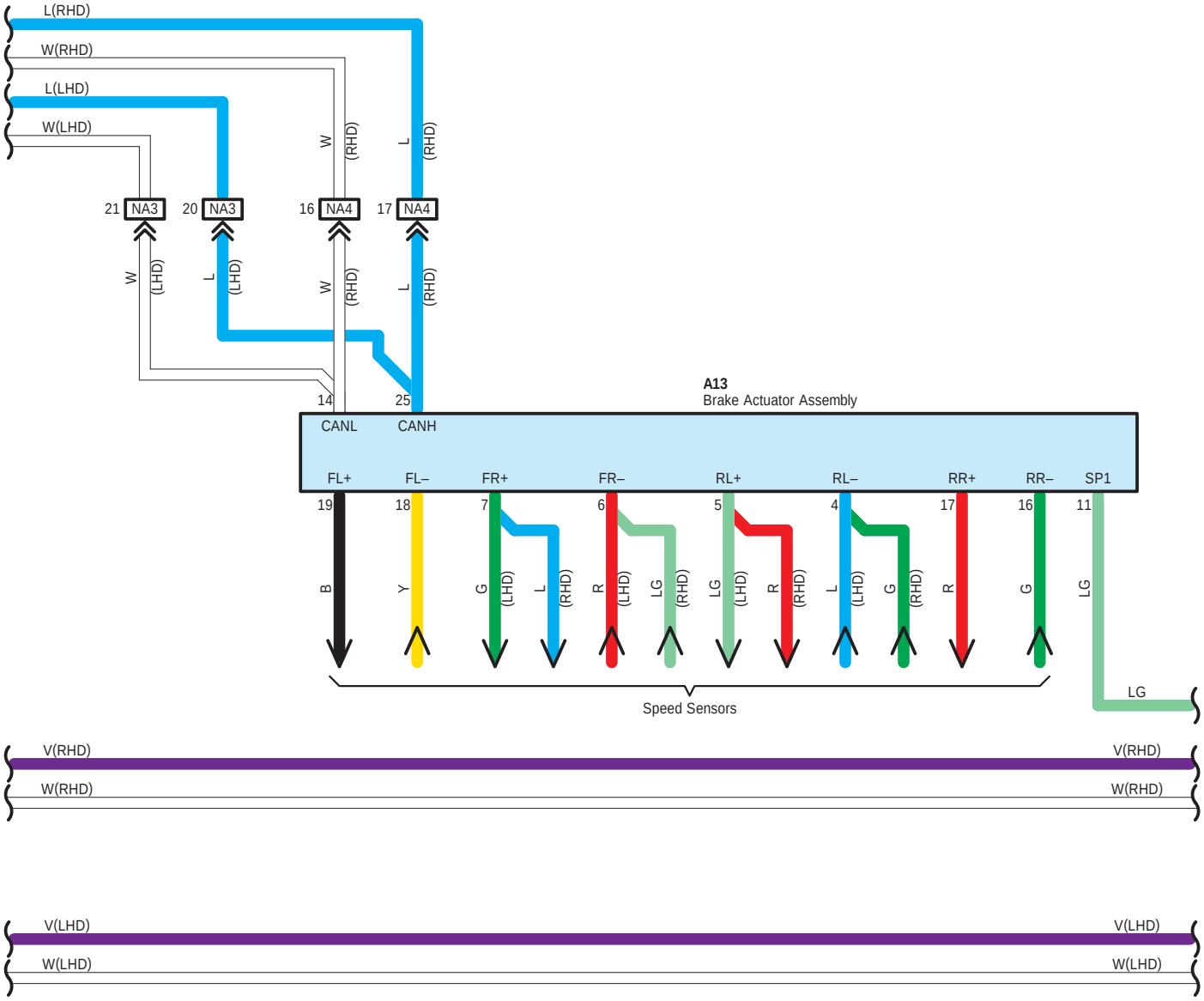
L(RHD)
W(RHD)
L(LHD)
W(LHD)
21 NA3
20 NA3
16 NA4
17 NA4
W (LHD)
L (LHD)
W (RHD)
L (RHD)
14
25
CANL
CANH
A13
Brake Actuator Assembly
FL+
FL–
FR+
FR–
RL+
RL–
RR+
RR–
SP1
19
18
7
6
5
4
17
16
11
B
Y
G (LHD)
L (RHD)
R (LHD)
LG (RHD)
LG (LHD)
R (RHD)
L (LHD)
G (RHD)
R
G
LG
Speed Sensors
LG
V(RHD)
W(RHD)
V(LHD)
W(LHD)

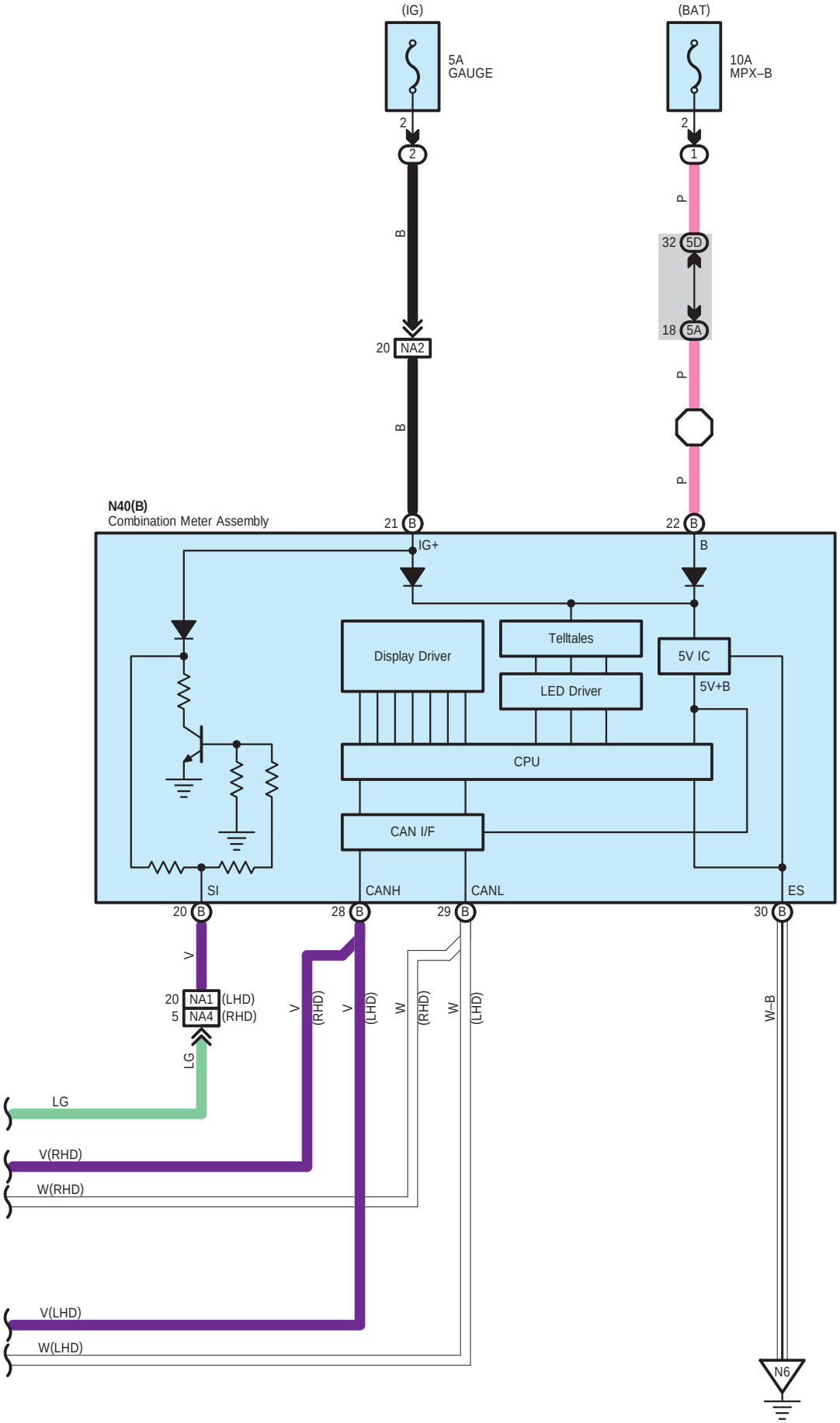
(IG)
5A
GAUGE
(BAT)
10A
MPX–B
2
2
1
B
P
32 5D
18 5A
20 NA2
B
P
P
N40(B)
Combination Meter Assembly
21 B
22 B
IG+
B
Display Driver
Telltales
LED Driver
5V IC
5V+B
CPU
CAN I/F
SI
CANH
CANL
ES
20 B
28 B
29 B
30 B
V
20 NA1 (LHD)
5 NA4 (RHD)
LG
V (RHD)
V (LHD)
W (RHD)
W (LHD)
W–B
LG
V(RHD)
W(RHD)
V(LHD)
W(LHD)
N6

A 13
Black

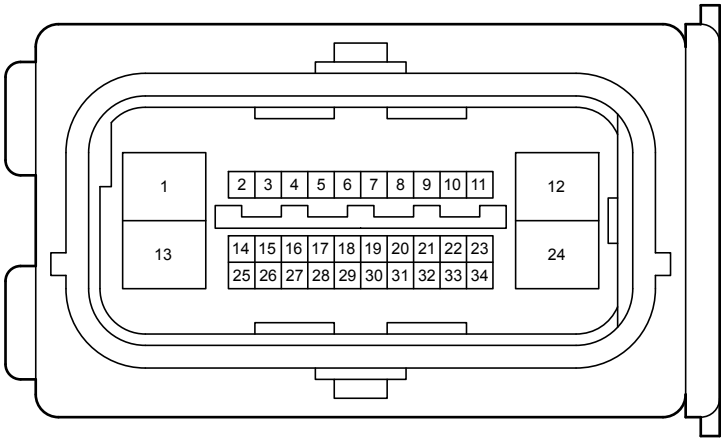

A 21
White

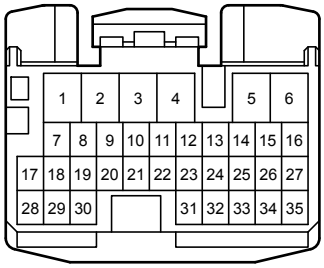

D 1
Black



D 2
Black



D 3
Black



D 4
Black



F 4
White



F 48
Black

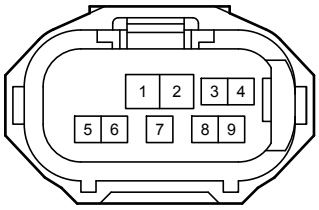

F 65
Gray

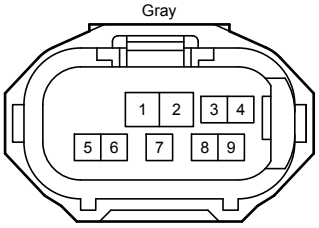

F 66
Gray



F 67
Black

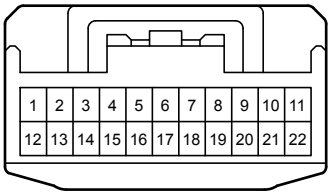

N 10
Black

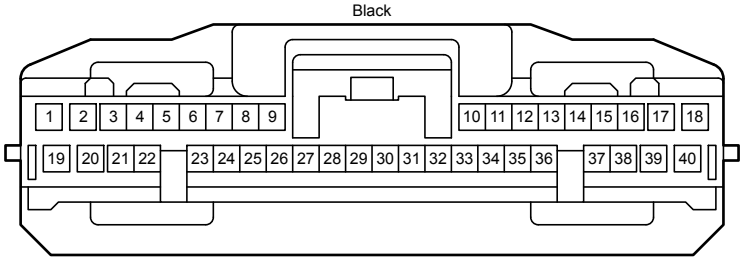

N 12
White

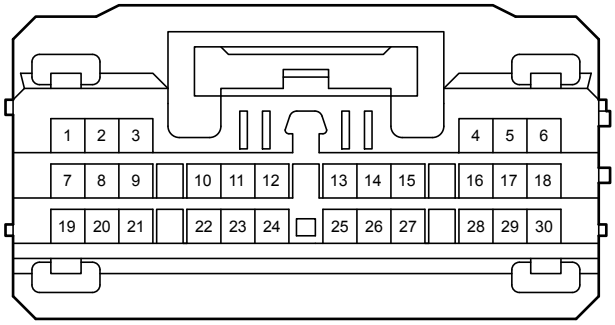

N 40
Black

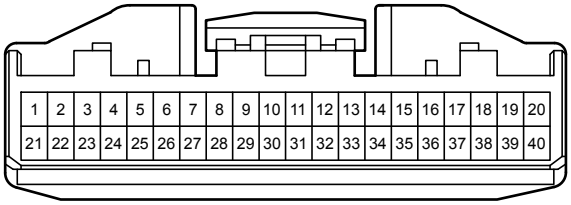

N 45
Black

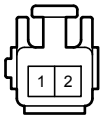

N 57
White

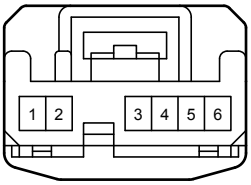

N 62
Black

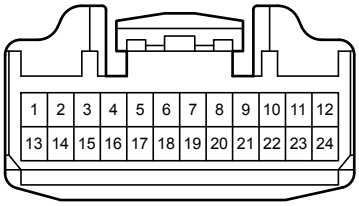

N 68
White

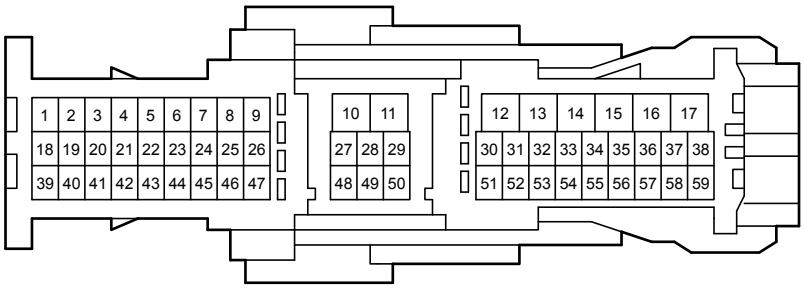

N 82
White

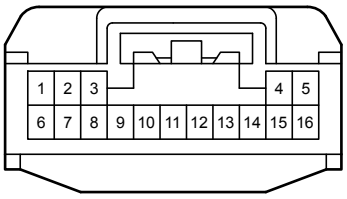

N106
Gray

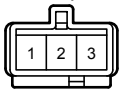

N107
White

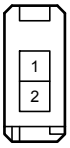

N109
White

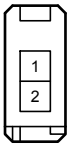

N112
White

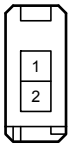

N113
White

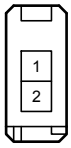

N114
White

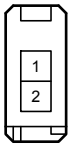

N115
White

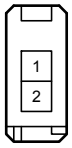

N116
White

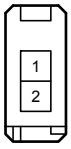

N119
White

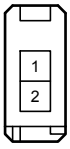

N121
White

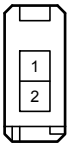

N122
White

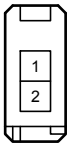

N123
Blue

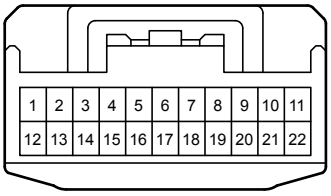

N127
Blue

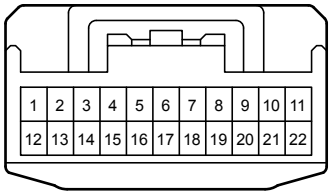

N128
Blue

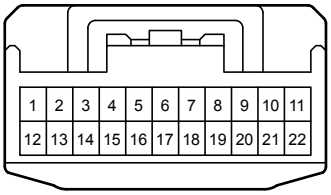

N132
Black

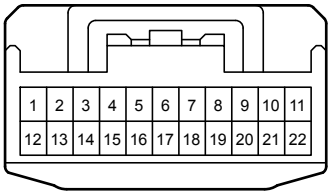

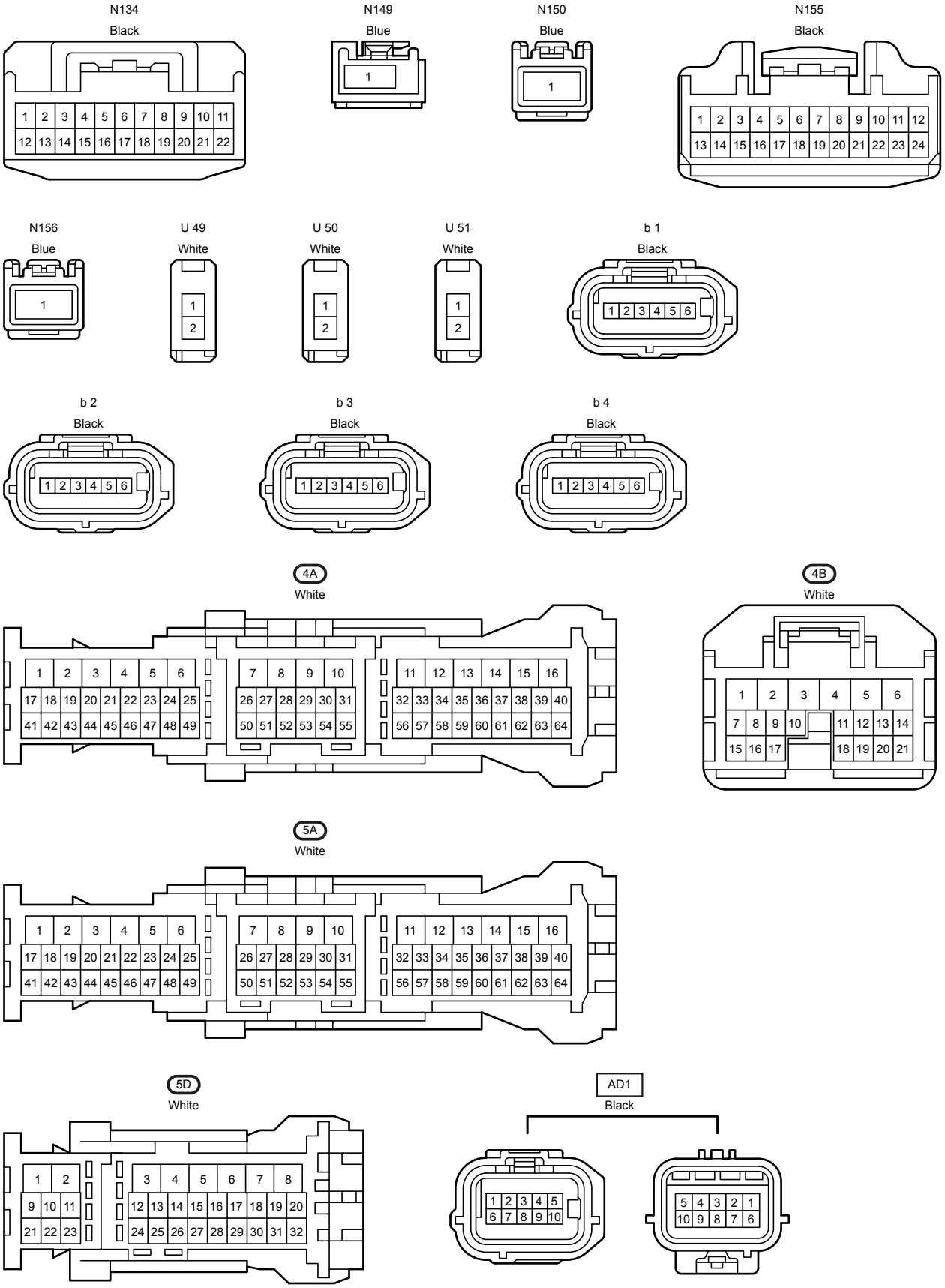
N134
Black
N149
Blue
N150
Blue
N155
Black
N156
Blue
U 49
White
U 50
White
U 51
White
b 1
Black
b 2
Black
b 3
Black
b 4
Black
4A
White
4B
White
5A
White
5D
White
AD1
Black

AU1
White

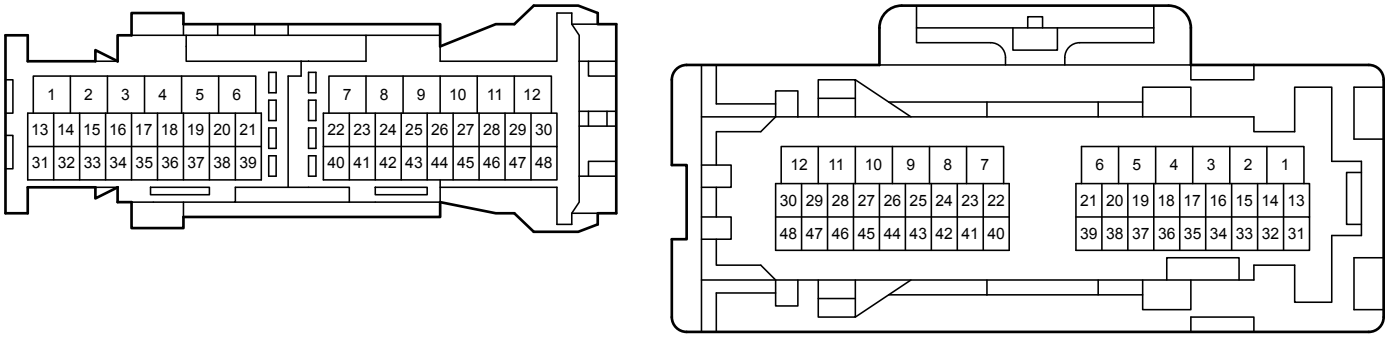

FA1
White

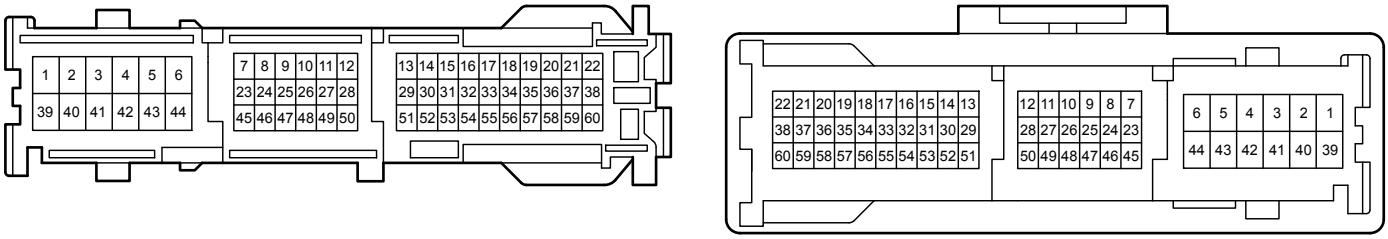

NA1
White

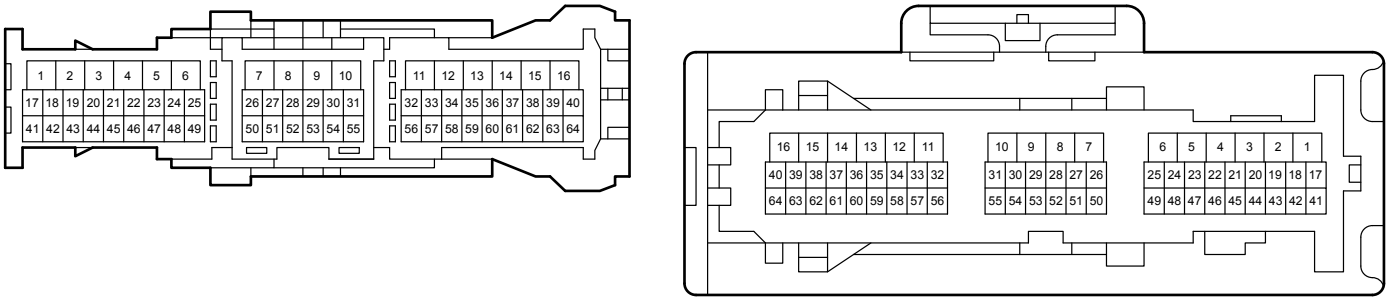

NA2
White

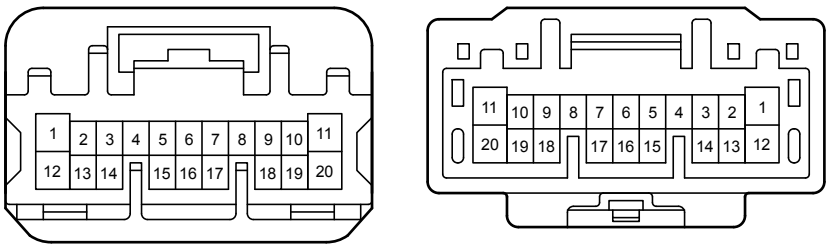

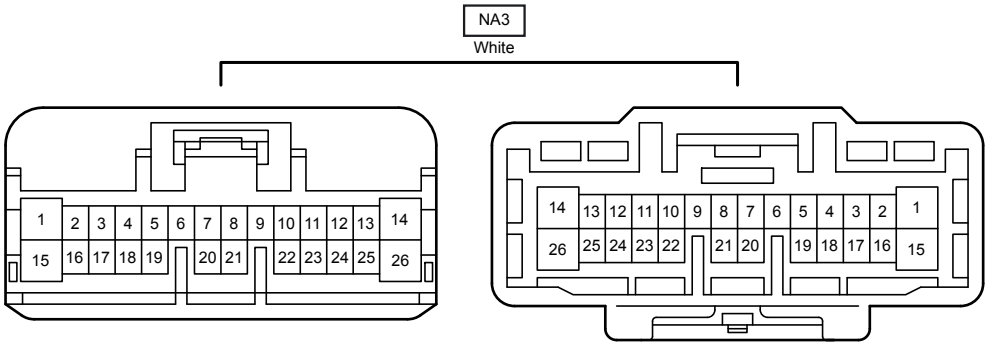
NA3
White
1 2 3 4 5 6 7 8 9 10 11 12 13 14
15 16 17 18 19 20 21 22 23 24 25 26
14 13 12 11 10 9 8 7 6 5 4 3 2 1
26 25 24 23 22 21 20 19 18 17 16 15

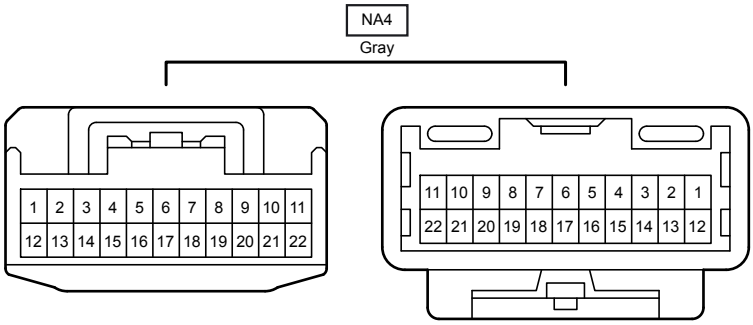
NA4
Gray
1 2 3 4 5 6 7 8 9 10 11
12 13 14 15 16 17 18 19 20 21 22
11 10 9 8 7 6 5 4 3 2 1
22 21 20 19 18 17 16 15 14 13 12

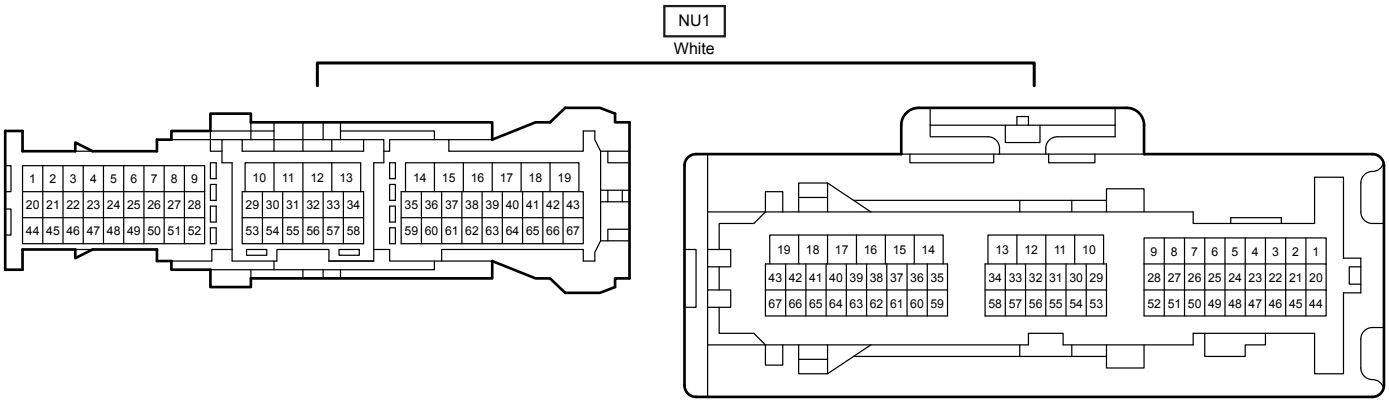
NU1
White
1 2 3 4 5 6 7 8 9
20 21 22 23 24 25 26 27 28
44 45 46 47 48 49 50 51 52
10 11 12 13
29 30 31 32 33 34
53 54 55 56 57 58
14 15 16 17 18 19
35 36 37 38 39 40 41 42 43
59 60 61 62 63 64 65 66 67
19 18 17 16 15 14
43 42 41 40 39 38 37 36 35
67 66 65 64 63 62 61 60 59
13 12 11 10
34 33 32 31 30 29
58 57 56 55 54 53
9 8 7 6 5 4 3 2 1
28 27 26 25 24 23 22 21 20
52 51 50 49 48 47 46 45 44

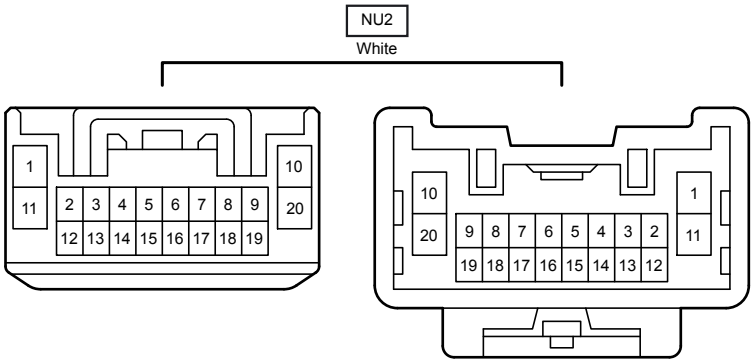
NU2
White
1 10
11 2 3 4 5 6 7 8 9 20
12 13 14 15 16 17 18 19
10 1
20 9 8 7 6 5 4 3 2 11
19 18 17 16 15 14 13 12

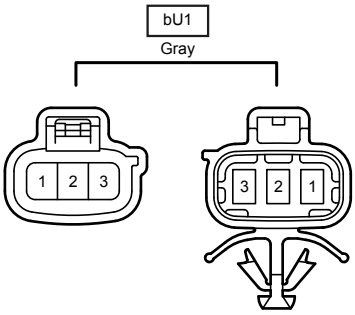
bU1
Gray
1 2 3
3 2 1