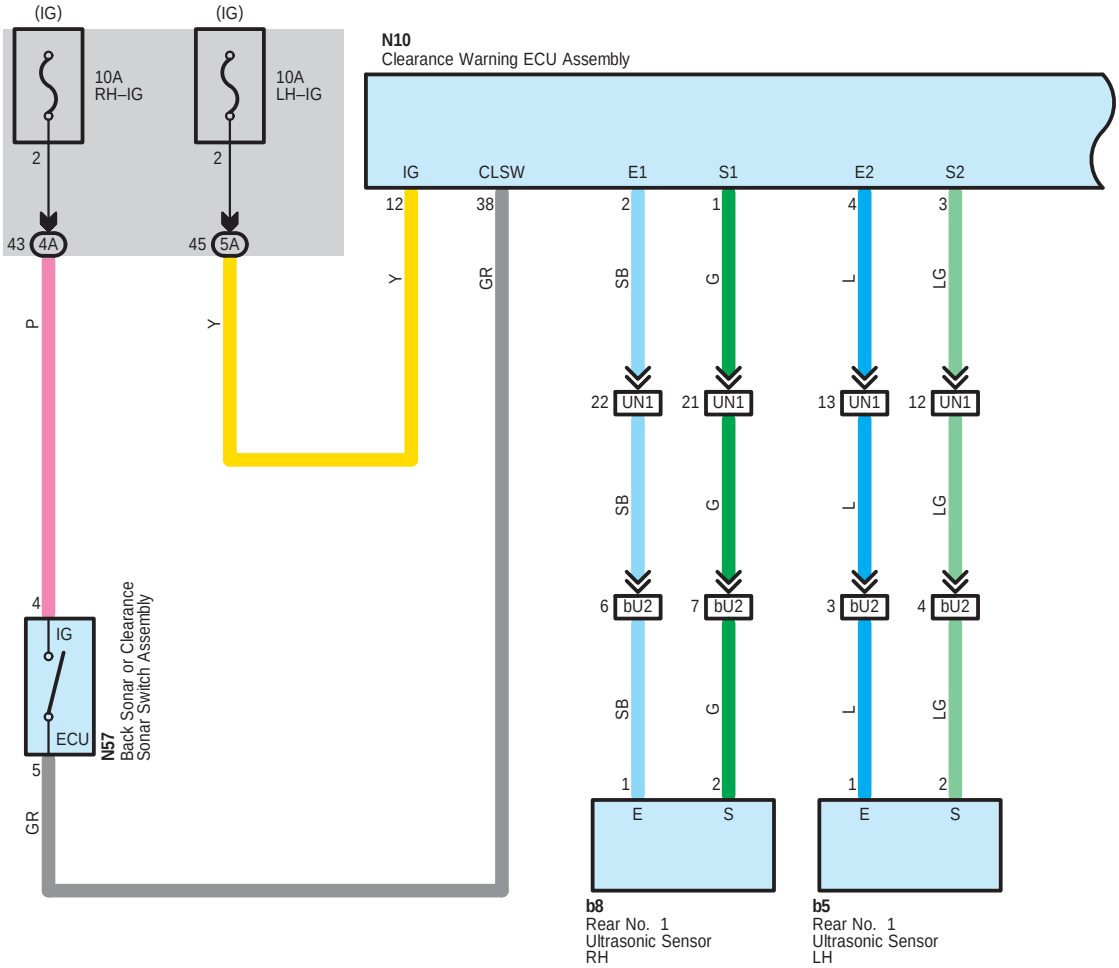
(IG)
(IG)
10A
RH–IG
10A
LH–IG
2
2
43 4A
45 5A
N10
Clearance Warning ECU Assembly
IG
CLSW
E1
S1
E2
S2
12
38
2
1
4
3
P
Y
Y
GR
SB
G
L
LG
22 UN1
21 UN1
13 UN1
12 UN1
SB
G
L
LG
6 bU2
7 bU2
3 bU2
4 bU2
SB
G
L
LG
4
IG
ECU
5
GR
N57
Back Sonar or Clearance
Sonar Switch Assembly
1
2
1
2
E
S
E
S
b8
Rear No. 1
Ultrasonic Sensor
RH
b5
Rear No. 1
Ultrasonic Sensor
LH

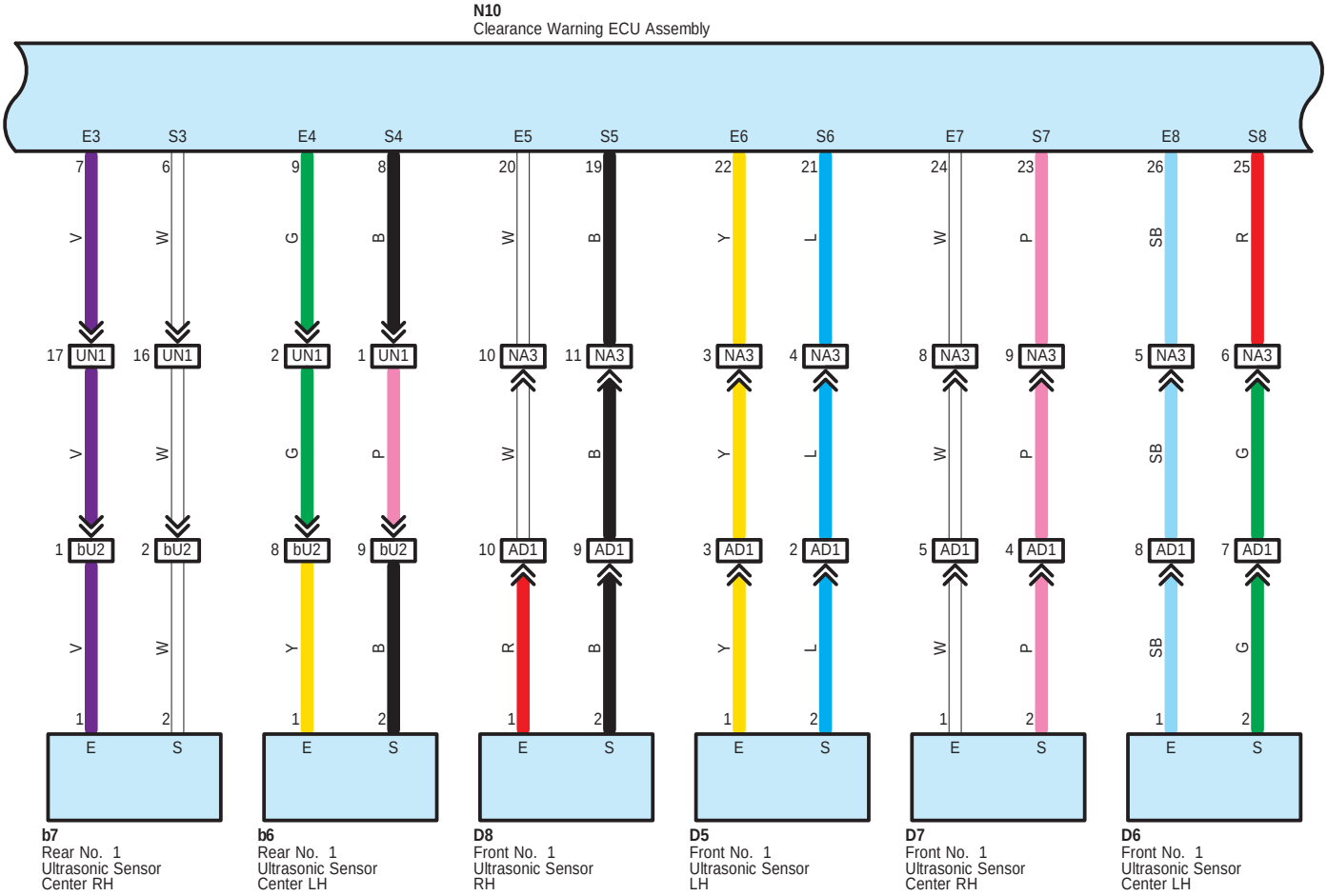
N10
Clearance Warning ECU Assembly
E3 S3 E4 S4 E5 S5 E6 S6 E7 S7 E8 S8
7 6 9 8 20 19 22 21 24 23 26 25
V W G B W B Y L W P SB R
17 UN1 16 UN1 2 UN1 1 UN1 10 NA3 11 NA3 3 NA3 4 NA3 8 NA3 9 NA3 5 NA3 6 NA3
V W G P W B Y L W P SB G
1 bU2 2 bU2 8 bU2 9 bU2 10 AD1 9 AD1 3 AD1 2 AD1 5 AD1 4 AD1 8 AD1 7 AD1
V W Y B R B Y L W P SB G
1 2 1 2 1 2 1 2 1 2 1 2
E S E S E S E S E S E S
b7
Rear No. 1
Ultrasonic Sensor
Center RH
b6
Rear No. 1
Ultrasonic Sensor
Center LH
D8
Front No. 1
Ultrasonic Sensor
RH
D5
Front No. 1
Ultrasonic Sensor
LH
D7
Front No. 1
Ultrasonic Sensor
Center RH
D6
Front No. 1
Ultrasonic Sensor
Center LH

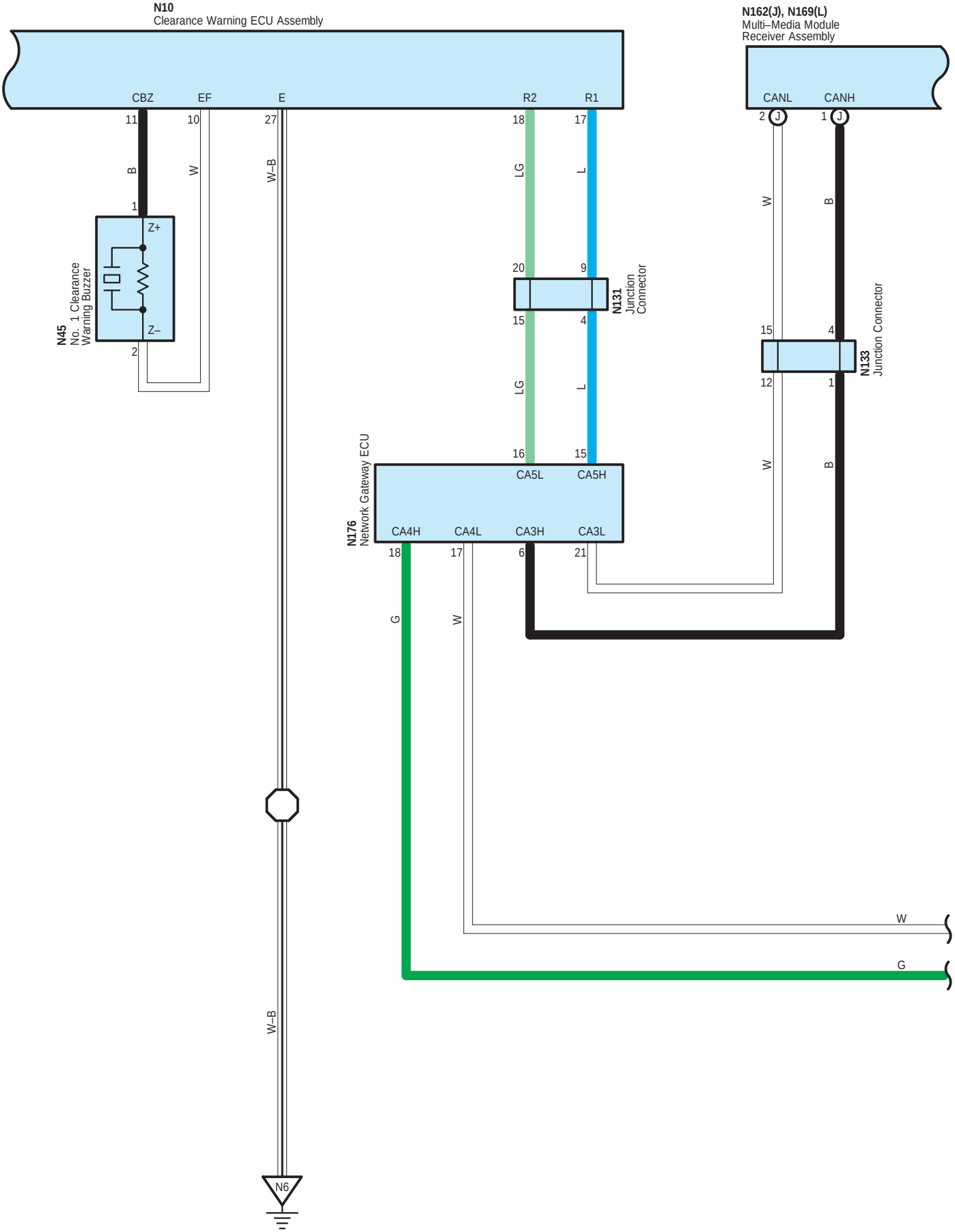
N10
Clearance Warning ECU Assembly
CBZ
EF
E
R2
R1
11
10
27
18
17
B
W
W–B
LG
L
1
Z+
Z–
2
N45
No. 1 Clearance Warning Buzzer
20
9
15
4
N131
Junction Connector
LG
L
16
15
CA5L
CA5H
N176
Network Gateway ECU
CA4H
CA4L
CA3H
CA3L
18
17
6
21
G
W
W–B
N6
N162(J), N169(L)
Multi–Media Module Receiver Assembly
CANL
CANH
2
1
J
J
W
B
15
4
12
1
N133
Junction Connector
W
B
W
G

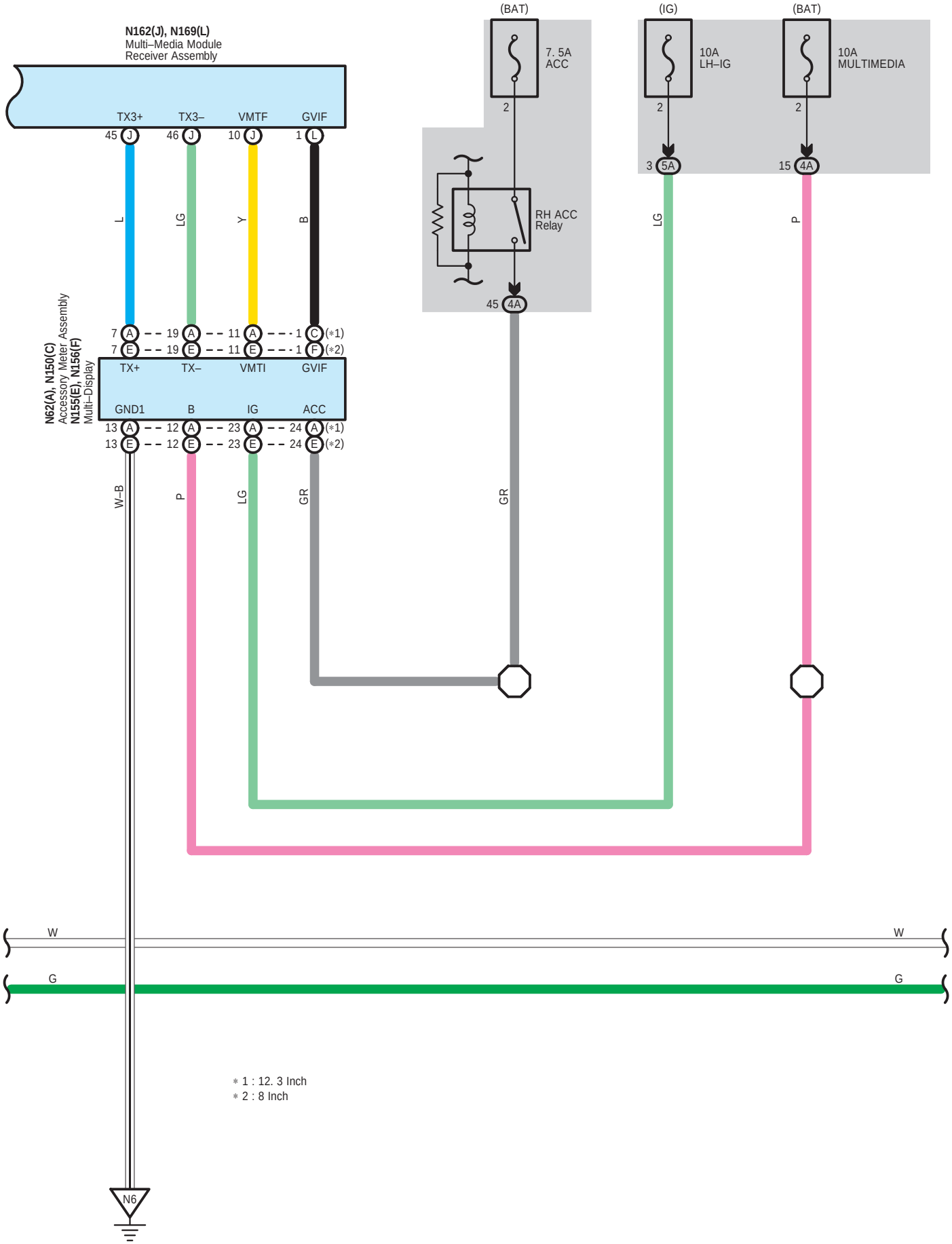
N162(J), N169(L)
Multi–Media Module
Receiver Assembly
TX3+
TX3–
VMTF
GVIF
45 J
46 J
10 J
1 L
L
LG
Y
B
N62(A), N150(C)
Accessory Meter Assembly
N155(E), N156(F)
Multi–Display
7 A
19 A
11 A
1 C (*1)
7 E
19 E
11 E
1 F (*2)
TX+
TX–
VMTI
GVIF
GND1
B
IG
ACC
13 A
12 A
23 A
24 A (*1)
13 E
12 E
23 E
24 E (*2)
W–B
P
LG
GR
GR
(BAT)
7. 5A
ACC
2
RH ACC
Relay
45 4A
(IG)
10A
LH–IG
2
3 5A
LG
(BAT)
10A
MULTIMEDIA
2
15 4A
P
W
W
G
G
N6
* 1 : 12. 3 Inch
* 2 : 8 Inch

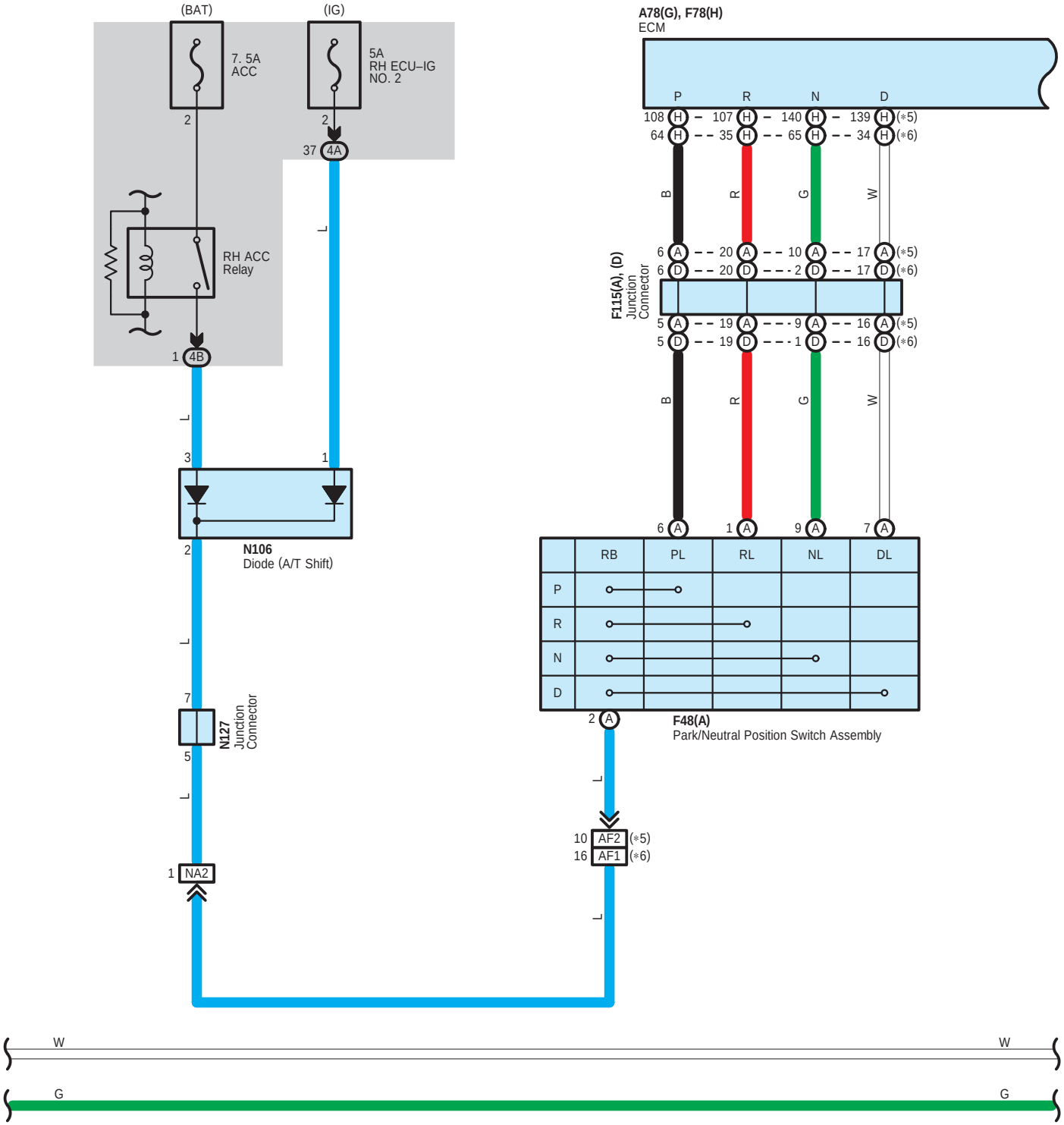

* 5 : 2GR–FKS
* 6 : 8AR–FTS

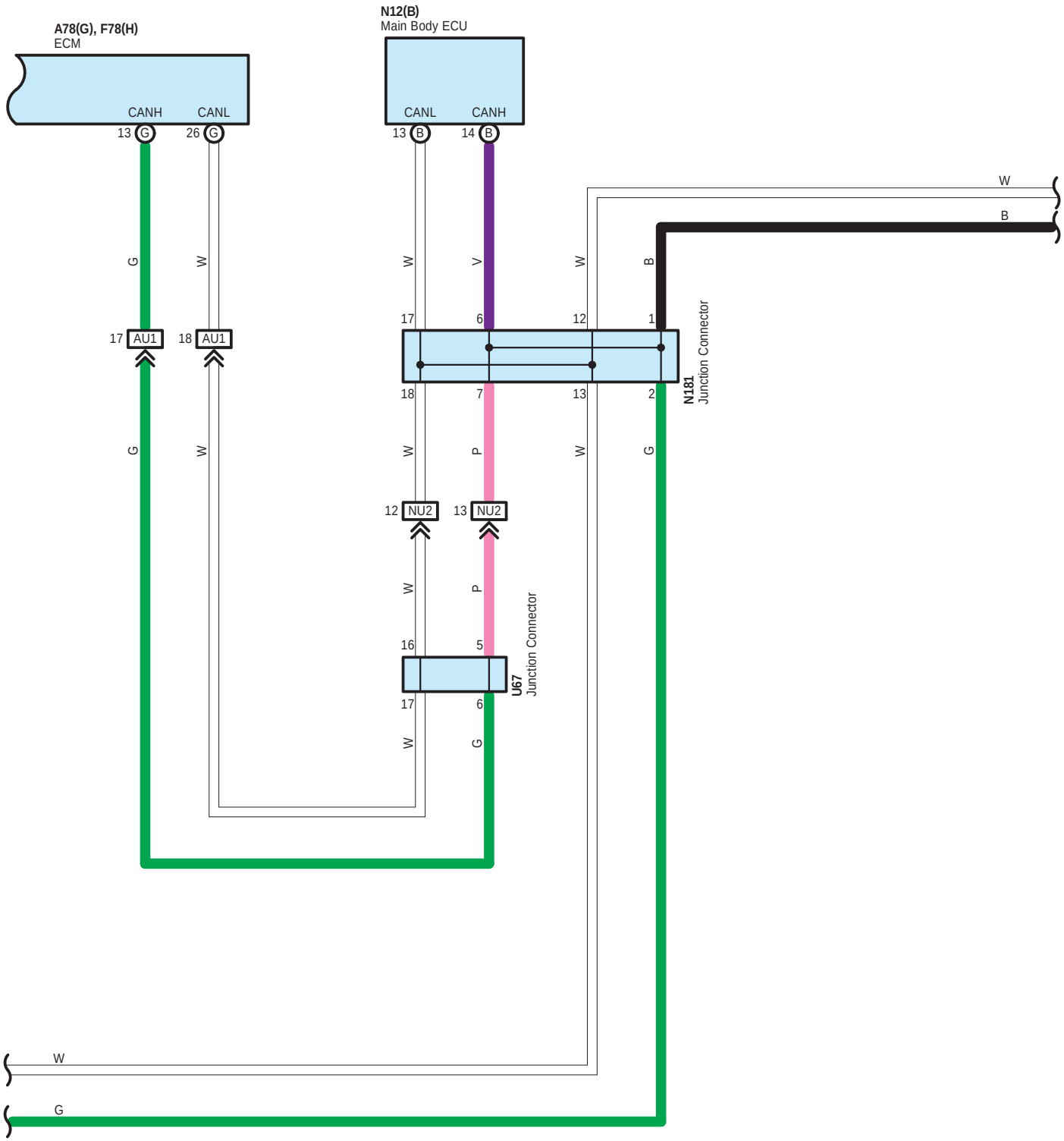
A78(G), F78(H)
ECM
CANH
CANL
13 G
26 G
N12(B)
Main Body ECU
CANL
CANH
13 B
14 B
W
B
G
W
W
V
W
B
17 AU1
18 AU1
17
6
12
1
N181
Junction Connector
18
7
13
2
G
W
W
P
W
G
12 NU2
13 NU2
W
P
16
5
U67
Junction Connector
17
6
W
G
W
G

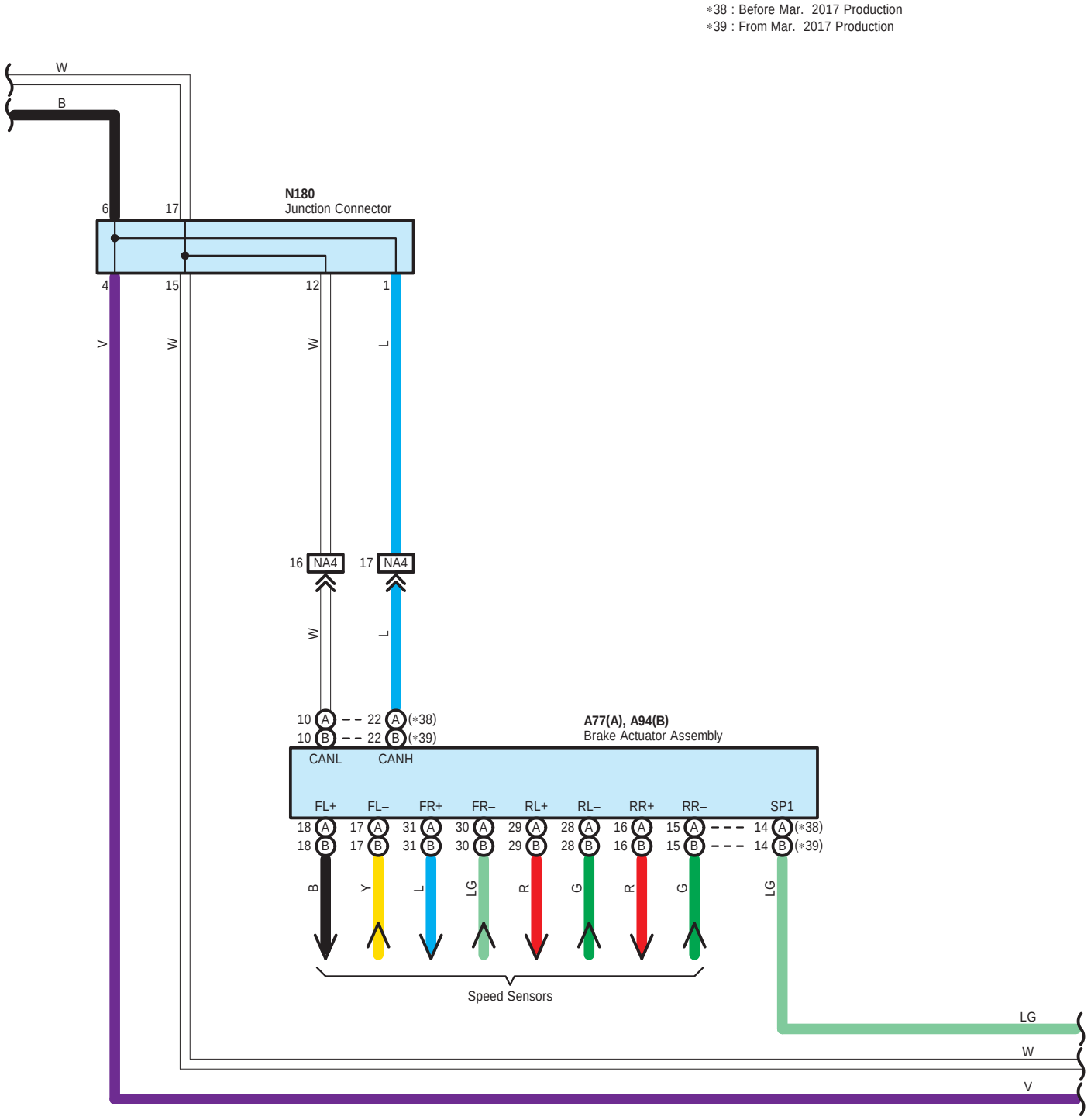
*38 : Before Mar. 2017 Production
*39 : From Mar. 2017 Production
W
B
N180
Junction Connector
6
17
4
15
12
1
V
W
W
L
16 NA4
17 NA4
W
L
10 A
10 B
22 A (*38)
22 B (*39)
CANL
CANH
A77(A), A94(B)
Brake Actuator Assembly
FL+
FL–
FR+
FR–
RL+
RL–
RR+
RR–
SP1
18 A
18 B
17 A
17 B
31 A
31 B
30 A
30 B
29 A
29 B
28 A
28 B
16 A
16 B
15 A
15 B
14 A (*38)
14 B (*39)
B
Y
L
LG
R
G
R
G
LG
Speed Sensors
LG
W
V

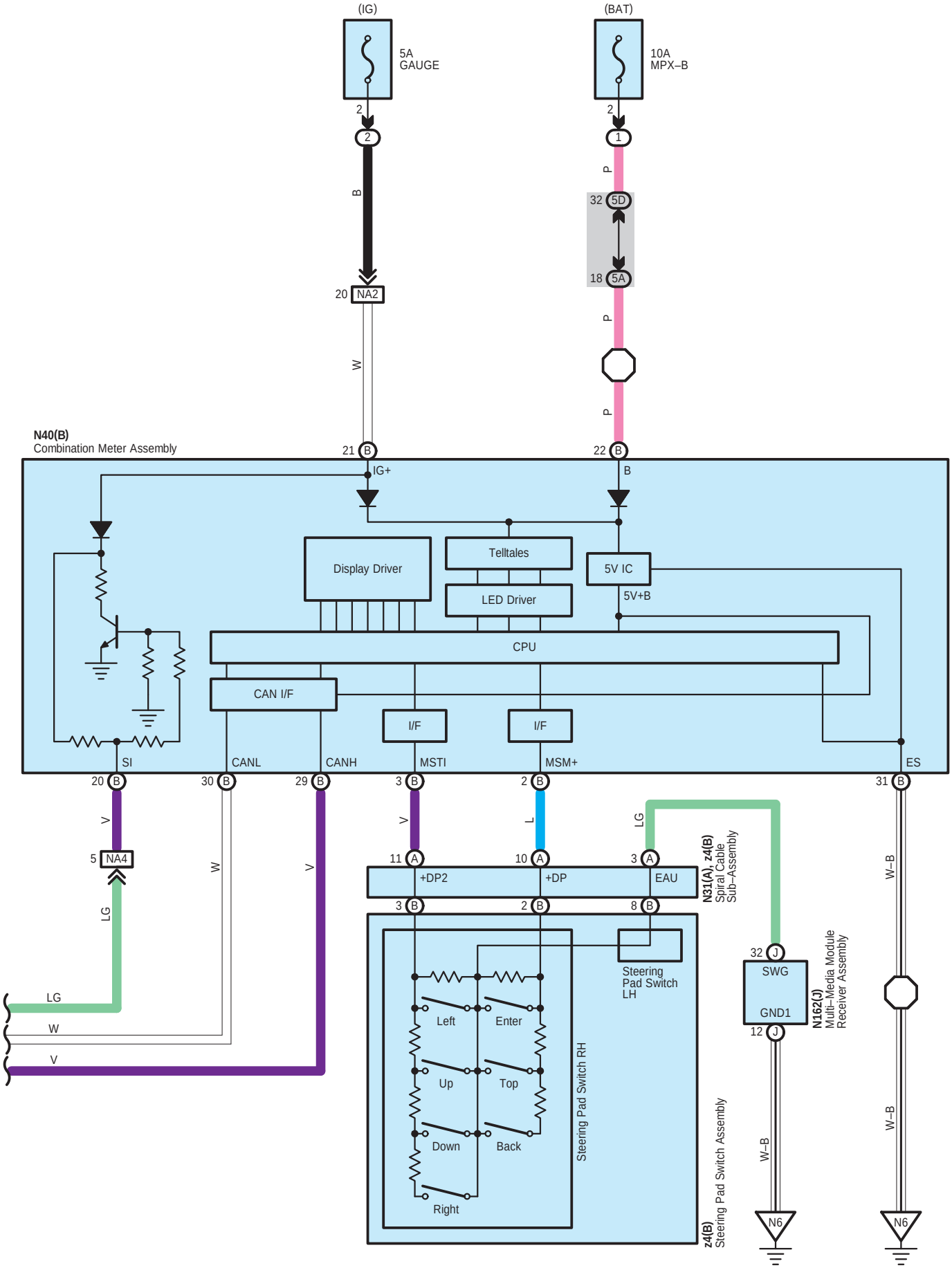
(IG)
5A
GAUGE
(BAT)
10A
MPX–B
2
2
B
20 NA2
W
2
1
P
32 5D
18 5A
P
P
N40(B)
Combination Meter Assembly
21 B
IG+
22 B
B
Display Driver
Telltales
LED Driver
5V IC
5V+B
CPU
CAN I/F
I/F
I/F
SI
CANL
CANH
MSTI
MSM+
ES
20 B
30 B
29 B
3 B
2 B
31 B
V
V
L
LG
5 NA4
W
V
11 A
10 A
3 A
+DP2
+DP
EAU
N31(A), z4(B)
Spiral Cable
Sub–Assembly
3 B
2 B
8 B
LG
LG
W
V
Steering
Pad Switch
LH
Left
Enter
Up
Top
Down
Back
Right
Steering Pad Switch RH
z4(B)
Steering Pad Switch Assembly
32 J
SWG
GND1
12 J
N162(J)
Multi–Media Module
Receiver Assembly
W–B
W–B
W–B
N6
N6

A 77

Black

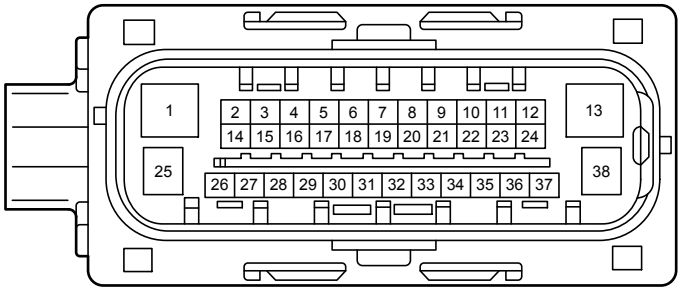

A 78

Black

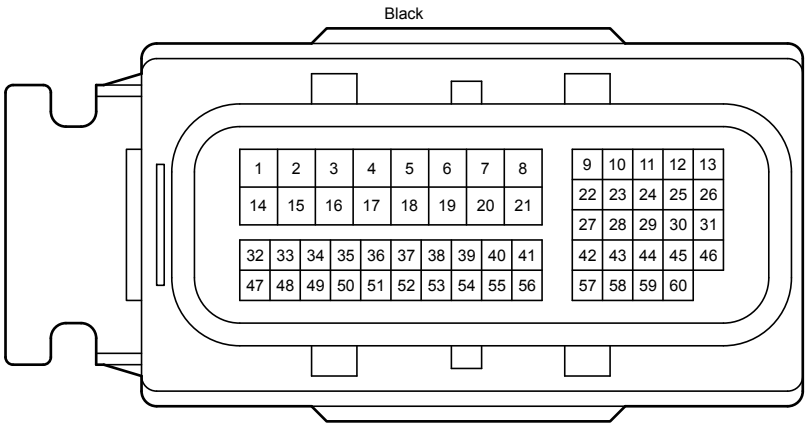

A 94

Black

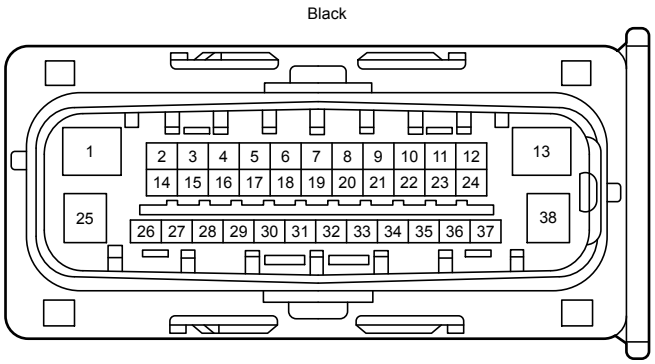

D 5

Black

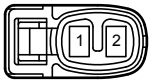

D 6

Black

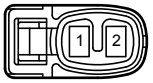

D 7

Black

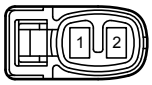

D 8

Black

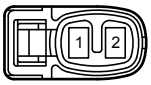

F 48

Black

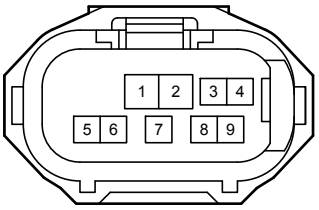

F 78

Black

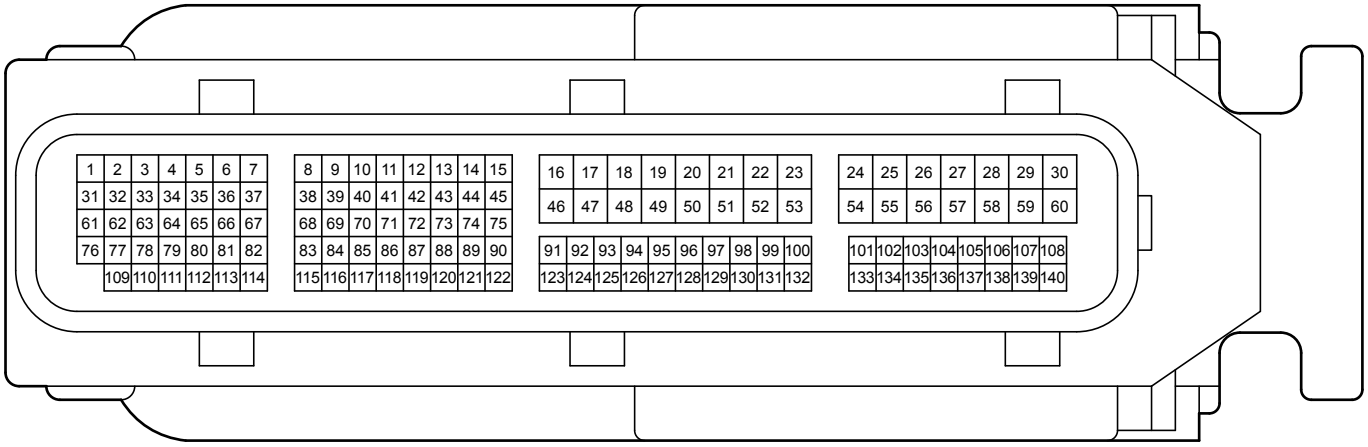

F115

Blue

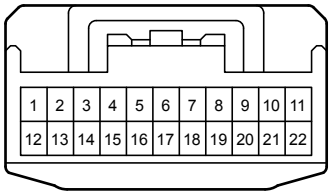

N 10

Black

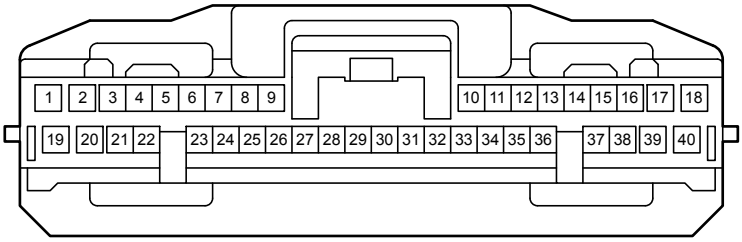

N 12

White

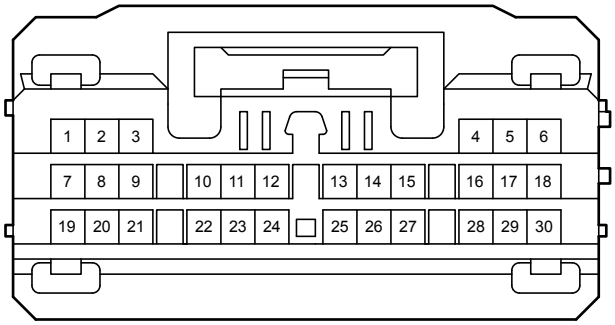

N 31

Black

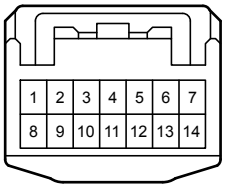

N 40

Black

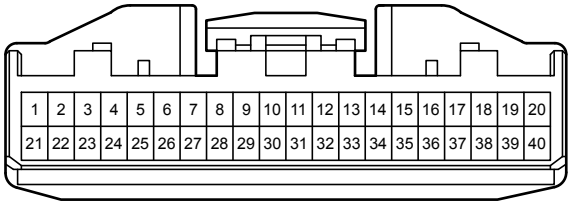

N 45

Black

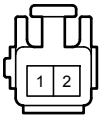

N 57

White

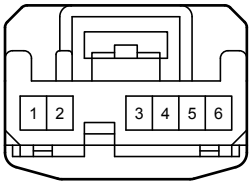

N 62

Black

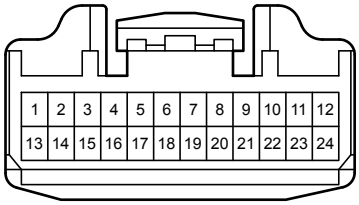

N106

Gray

N127

Blue

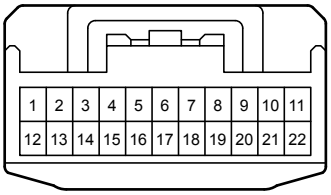

N131
Gray

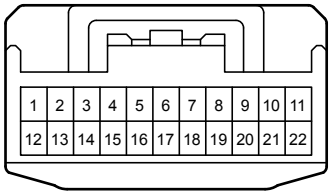

N133
Black

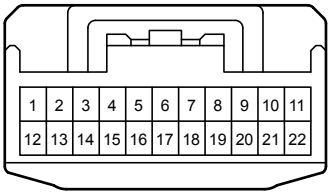

N150
Blue

N155
Black

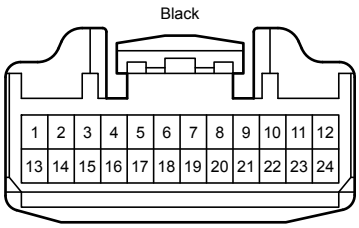

N156
Blue

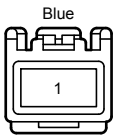

N162
White

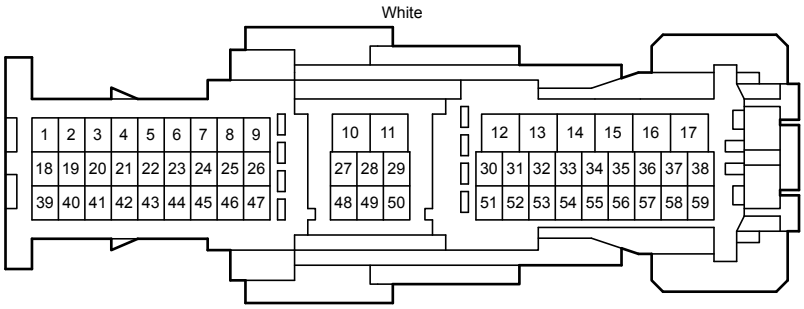

N169
Green

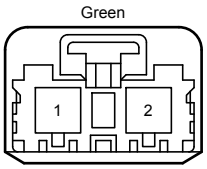

N176
Black

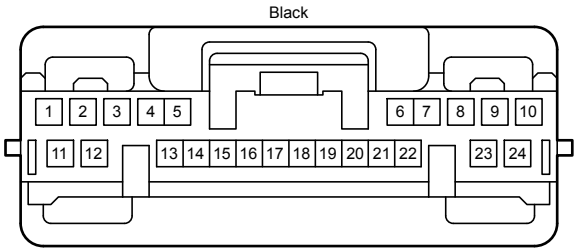

N180
Gray

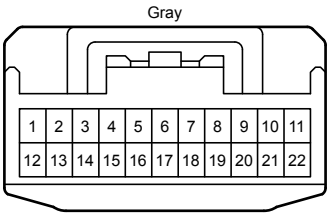

N181
Gray

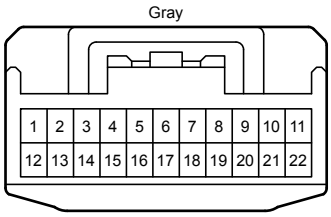

U 67
Gray

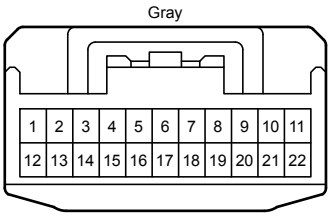

b 5
Black

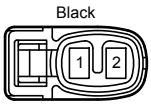

b 6
Black

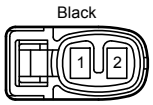

b 7
Black

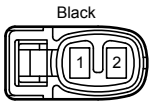

b 8
Black

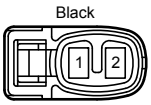

z 4
Black

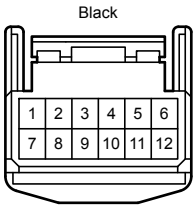

4A
White

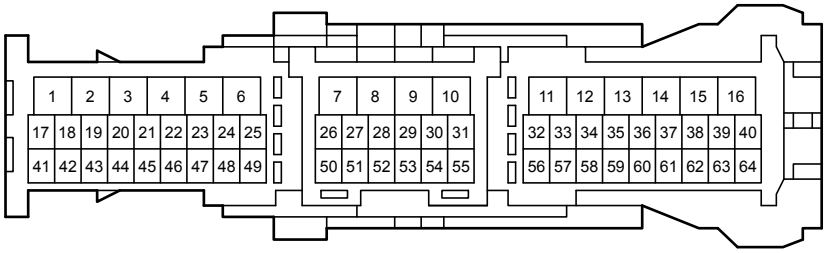

4B
White

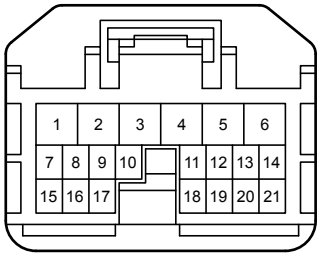

5A
White

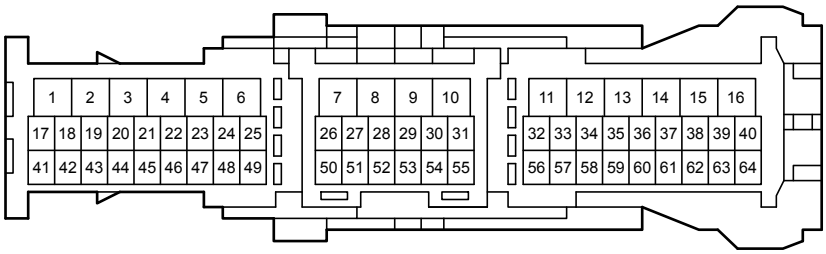

5D
White

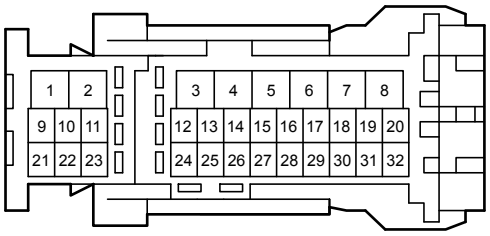

AD1
Black

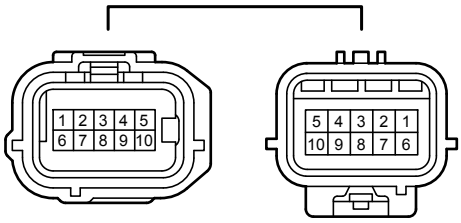

AF1
Gray

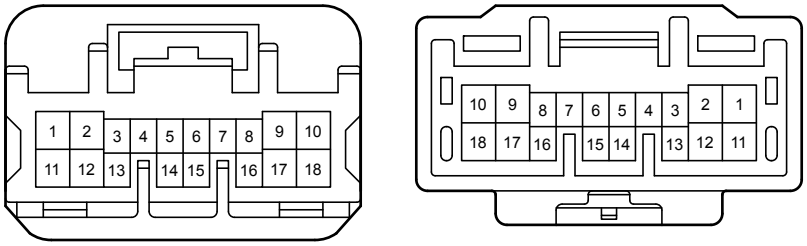

AF2
White

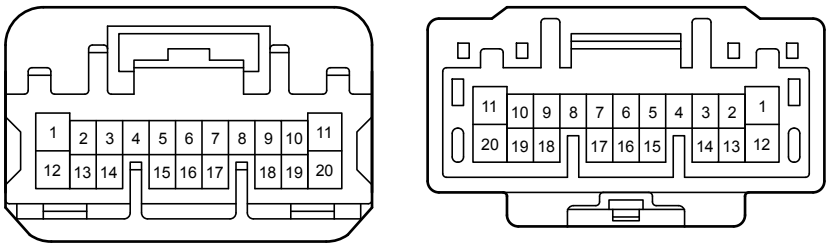

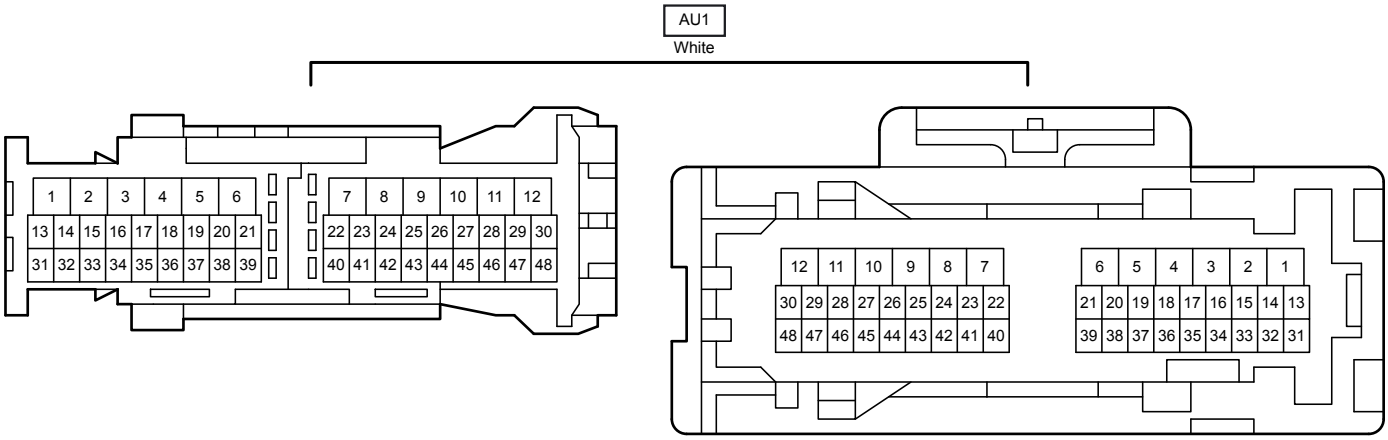
AU1
White
1 2 3 4 5 6 7 8 9 10 11 12
13 14 15 16 17 18 19 20 21 22 23 24 25 26 27 28 29 30
31 32 33 34 35 36 37 38 39 40 41 42 43 44 45 46 47 48
12 11 10 9 8 7 6 5 4 3 2 1
30 29 28 27 26 25 24 23 22 21 20 19 18 17 16 15 14 13
48 47 46 45 44 43 42 41 40 39 38 37 36 35 34 33 32 31

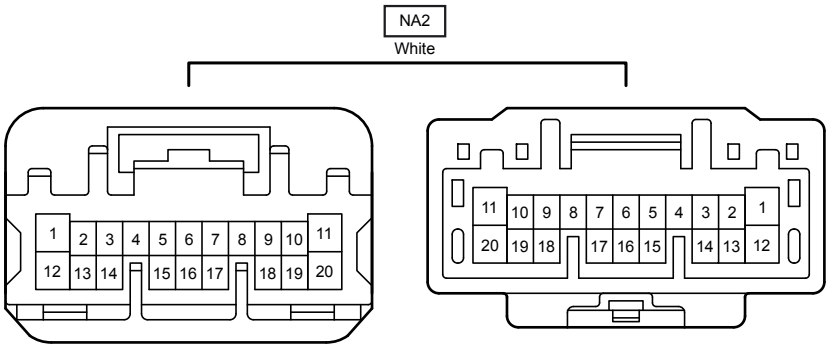
NA2
White
1 2 3 4 5 6 7 8 9 10 11
12 13 14 15 16 17 18 19 20
11 10 9 8 7 6 5 4 3 2 1
20 19 18 17 16 15 14 13 12

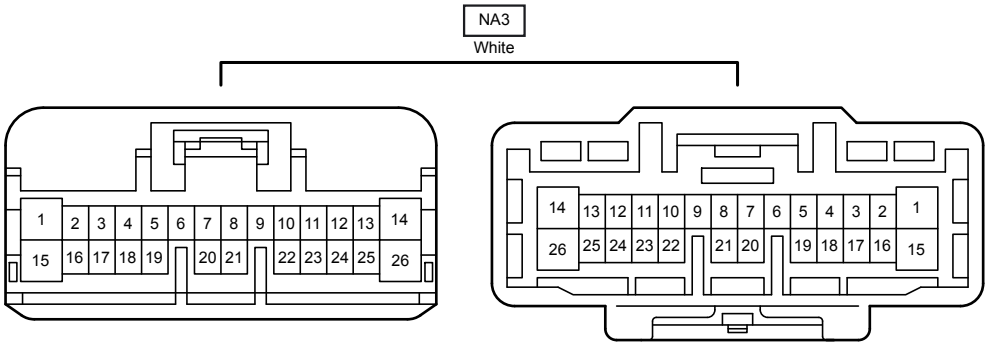
NA3
White
1 2 3 4 5 6 7 8 9 10 11 12 13 14
15 16 17 18 19 20 21 22 23 24 25 26
14 13 12 11 10 9 8 7 6 5 4 3 2 1
26 25 24 23 22 21 20 19 18 17 16 15

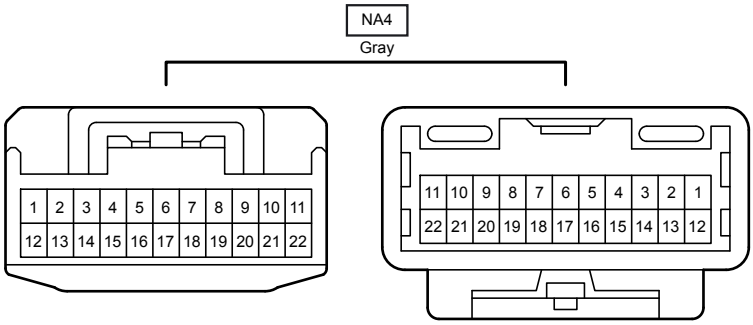
NA4
Gray
1 2 3 4 5 6 7 8 9 10 11
12 13 14 15 16 17 18 19 20 21 22
11 10 9 8 7 6 5 4 3 2 1
22 21 20 19 18 17 16 15 14 13 12

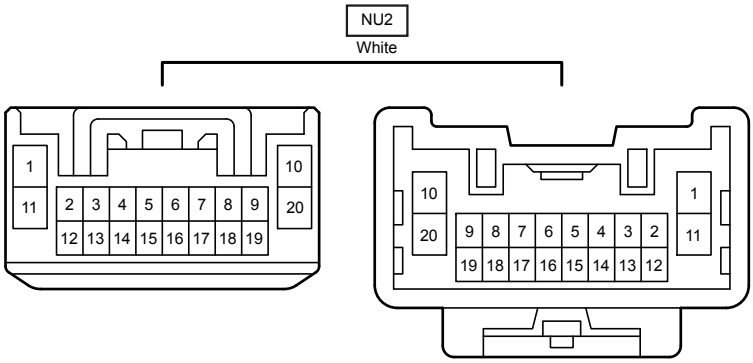
NU2
White
1
10
11
2 3 4 5 6 7 8 9
20
12 13 14 15 16 17 18 19
10
1
20
9 8 7 6 5 4 3 2
11
19 18 17 16 15 14 13 12

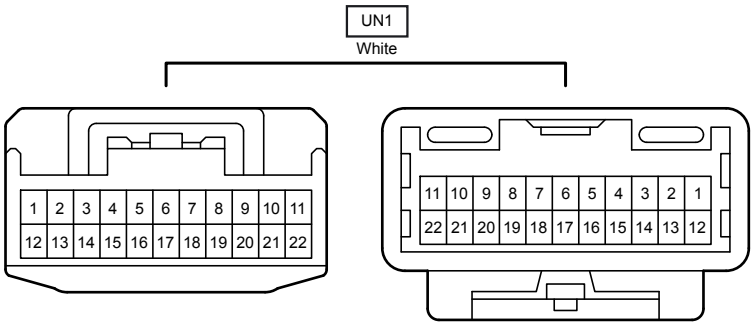
UN1
White
1 2 3 4 5 6 7 8 9 10 11
12 13 14 15 16 17 18 19 20 21 22
11 10 9 8 7 6 5 4 3 2 1
22 21 20 19 18 17 16 15 14 13 12

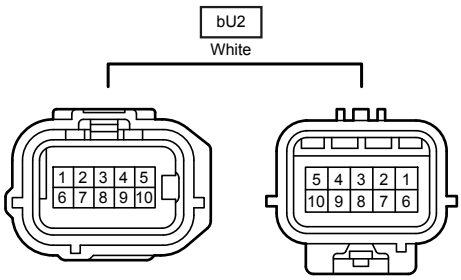
bU2
White
1 2 3 4 5
6 7 8 9 10
5 4 3 2 1
10 9 8 7 6