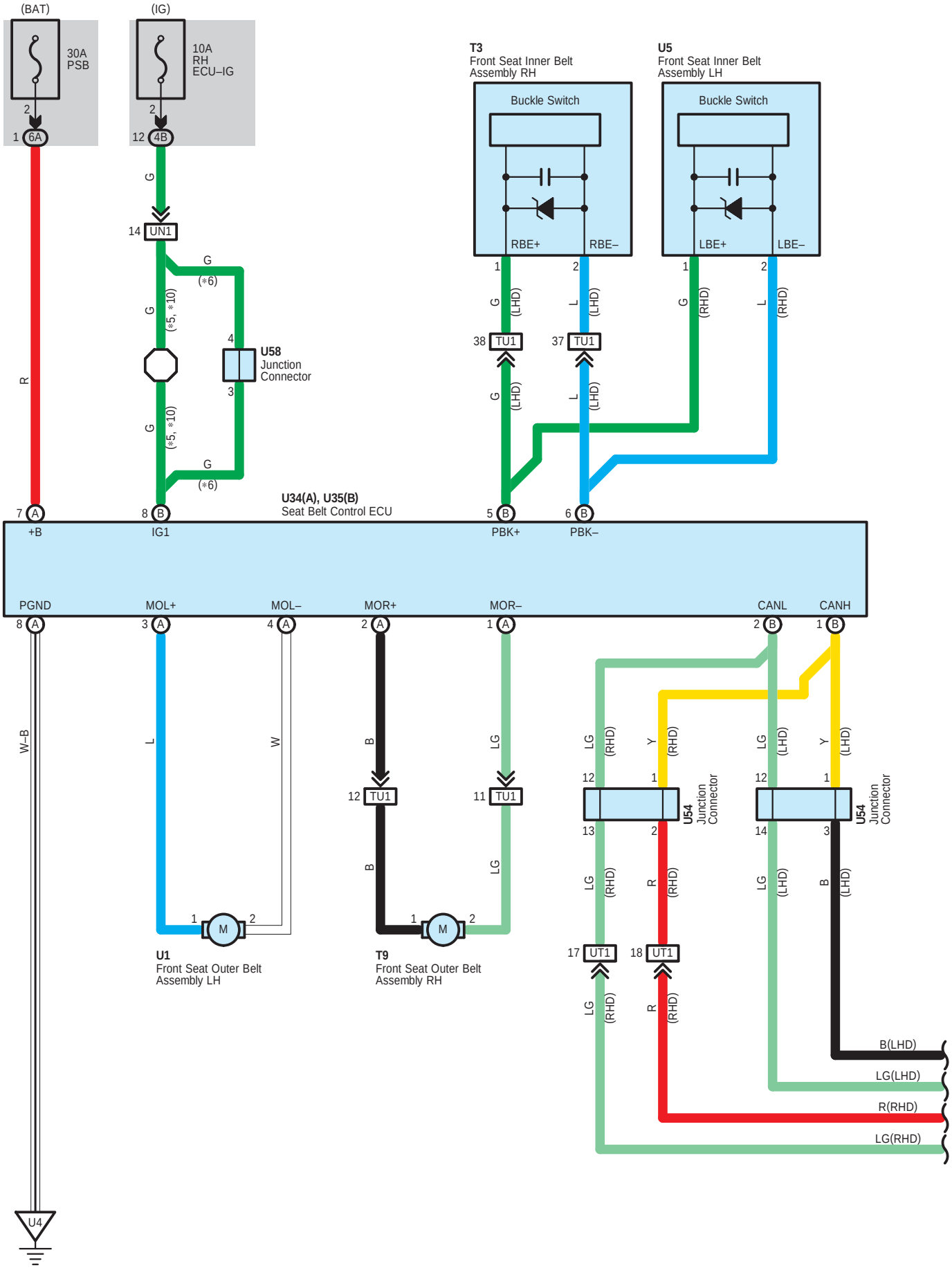
(BAT)
30A
PSB
(IG)
10A
RH
ECU–IG
T3
Front Seat Inner Belt
Assembly RH
Buckle Switch
RBE+
RBE–
U5
Front Seat Inner Belt
Assembly LH
Buckle Switch
LBE+
LBE–
UN1
U58
Junction
Connector
TU1
U34(A), U35(B)
Seat Belt Control ECU
+B
IG1
PBK+
PBK–
PGND
MOL+
MOL–
MOR+
MOR–
CANL
CANH
U54
Junction
Connector
UT1
U1
Front Seat Outer Belt
Assembly LH
T9
Front Seat Outer Belt
Assembly RH
U4
B(LHD)
LG(LHD)
R(RHD)
LG(RHD)

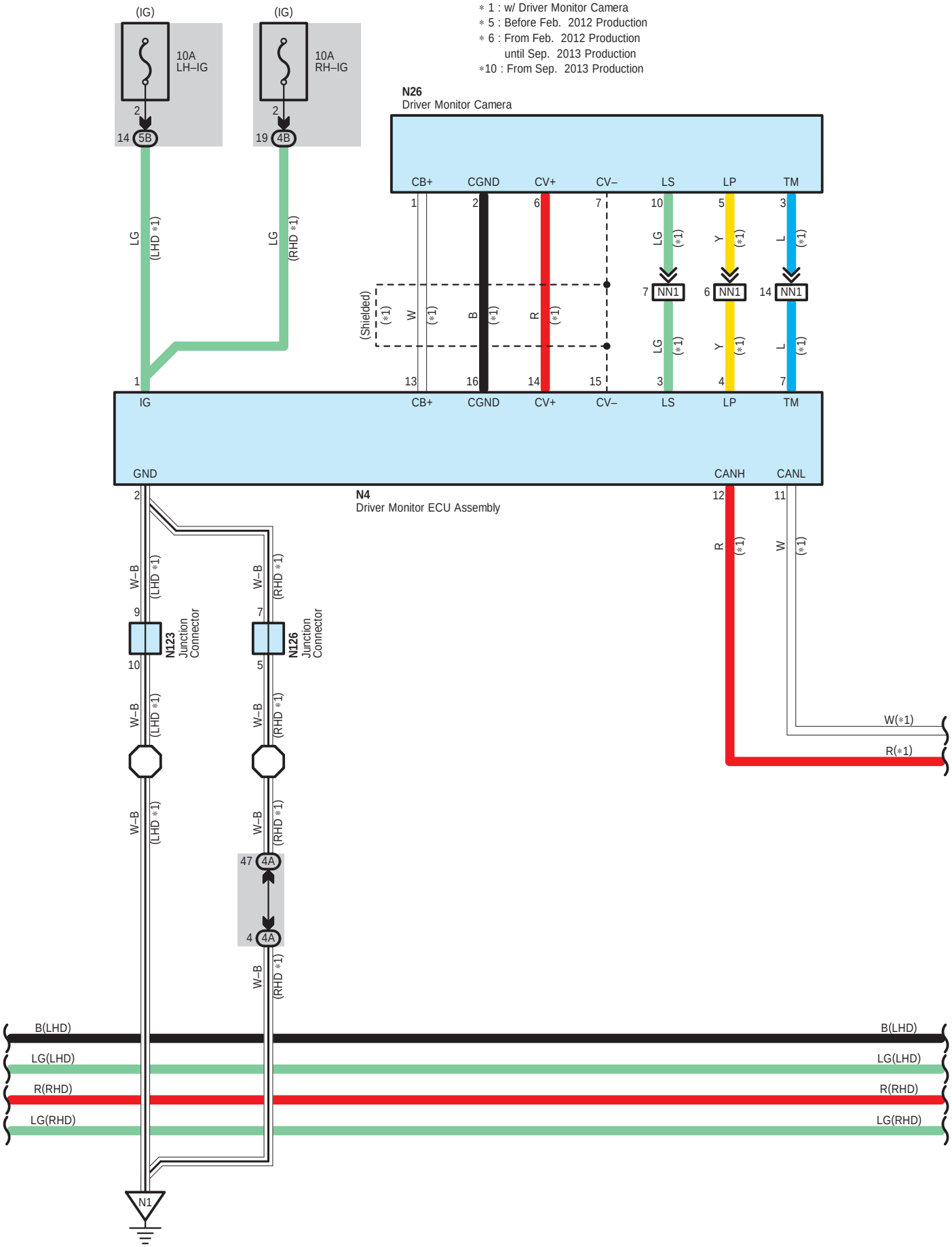
∗ 1 : w/ Driver Monitor Camera
∗ 5 : Before Feb. 2012 Production
∗ 6 : From Feb. 2012 Production until Sep. 2013 Production
∗10 : From Sep. 2013 Production
(IG)
10A LH–IG
10A RH–IG
14 5B
19 4B
N26
Driver Monitor Camera
CB+
CGND
CV+
CV–
LS
LP
TM
(Shielded)
NN1
IG
GND
CANH
CANL
N4
Driver Monitor ECU Assembly
N123 Junction Connector
N126 Junction Connector
47 4A
4 4A
W(∗1)
R(∗1)
B(LHD)
LG(LHD)
R(RHD)
LG(RHD)
N1

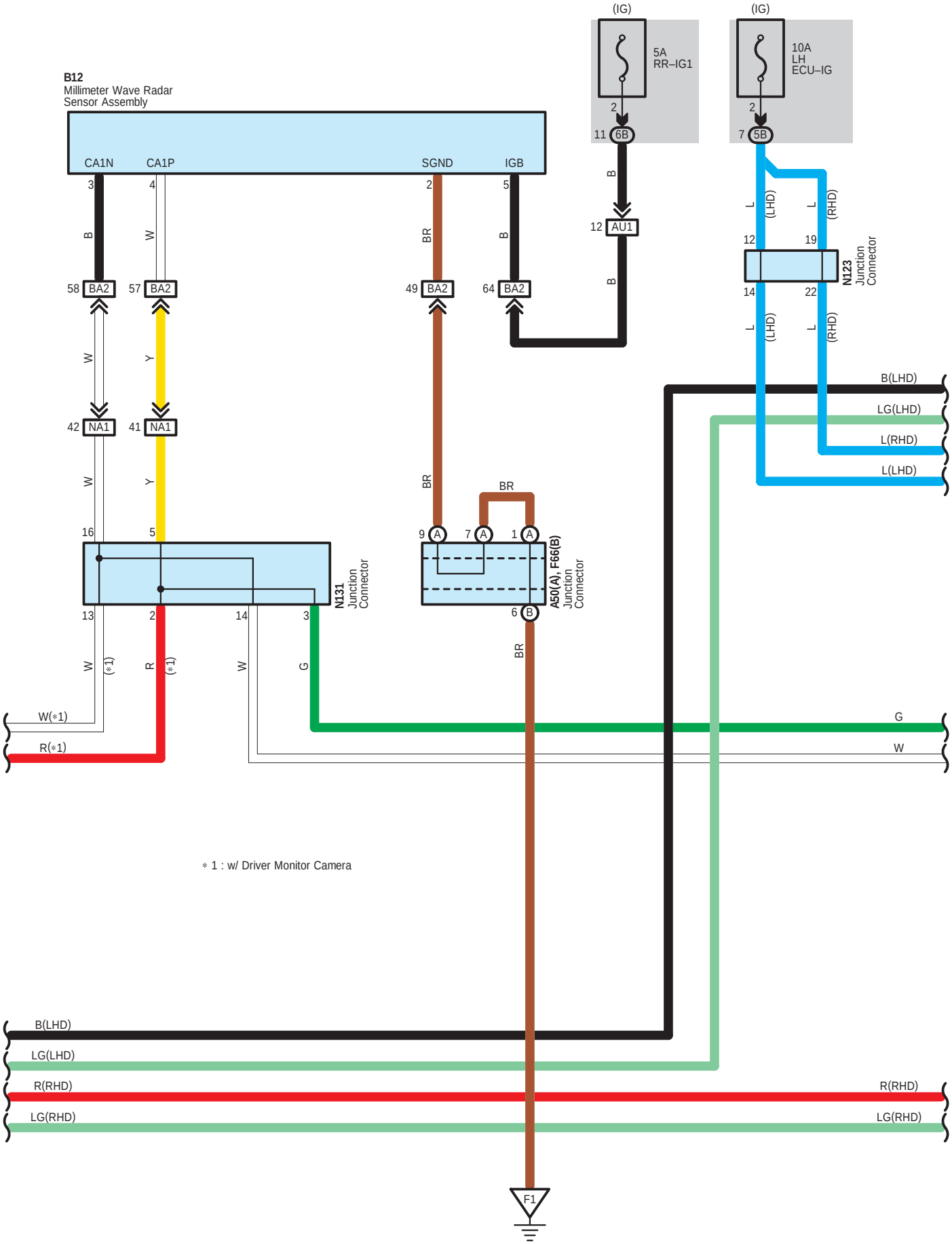

* 1 : w/ Driver Monitor Camera

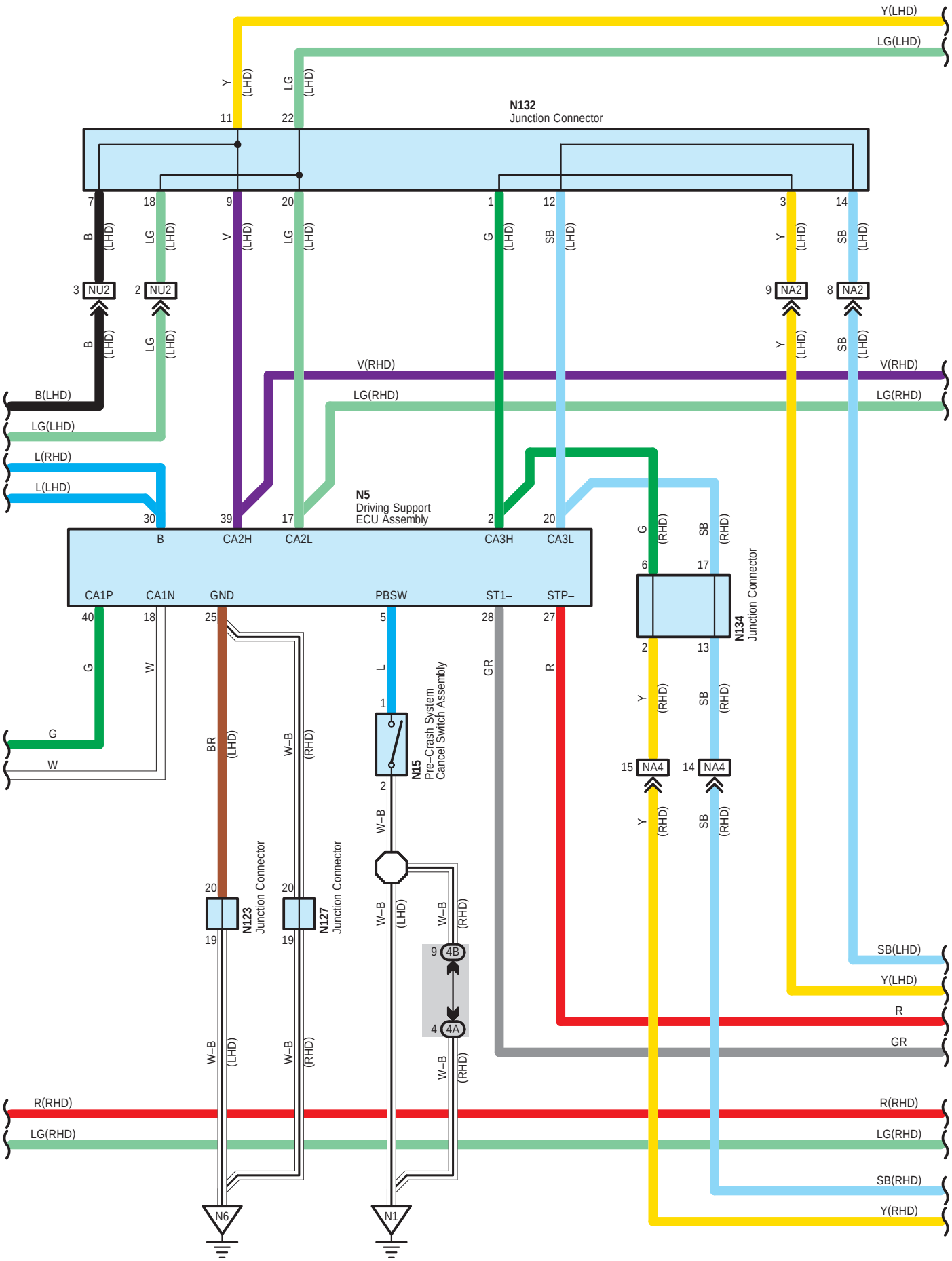
Y(LHD)
LG(LHD)
N132
Junction Connector
11
22
7
18
9
20
1
12
3
14
B (LHD)
LG (LHD)
V (LHD)
LG (LHD)
G (LHD)
SB (LHD)
Y (LHD)
SB (LHD)
3 NU2
2 NU2
9 NA2
8 NA2
B (LHD)
LG (LHD)
Y (LHD)
SB (LHD)
V(RHD)
V(RHD)
B(LHD)
LG(RHD)
LG(RHD)
LG(LHD)
L(RHD)
L(LHD)
N5
Driving Support
ECU Assembly
30
39
17
2
20
B
CA2H
CA2L
CA3H
CA3L
G (RHD)
SB (RHD)
6
17
N134
Junction Connector
CA1P
CA1N
GND
PBSW
ST1–
STP–
40
18
25
5
28
27
2
13
G
W
L
GR
R
Y (RHD)
SB (RHD)
G
W
BR (LHD)
W–B (RHD)
1
N15
Pre–Crash System
Cancel Switch Assembly
15 NA4
14 NA4
2
W–B
Y (RHD)
SB (RHD)
20
20
N123
Junction Connector
N127
Junction Connector
W–B (LHD)
W–B (RHD)
19
19
9 4B
4 4A
SB(LHD)
Y(LHD)
R
GR
W–B (LHD)
W–B (RHD)
W–B (RHD)
R(RHD)
R(RHD)
LG(RHD)
LG(RHD)
SB(RHD)
Y(RHD)
N6
N1

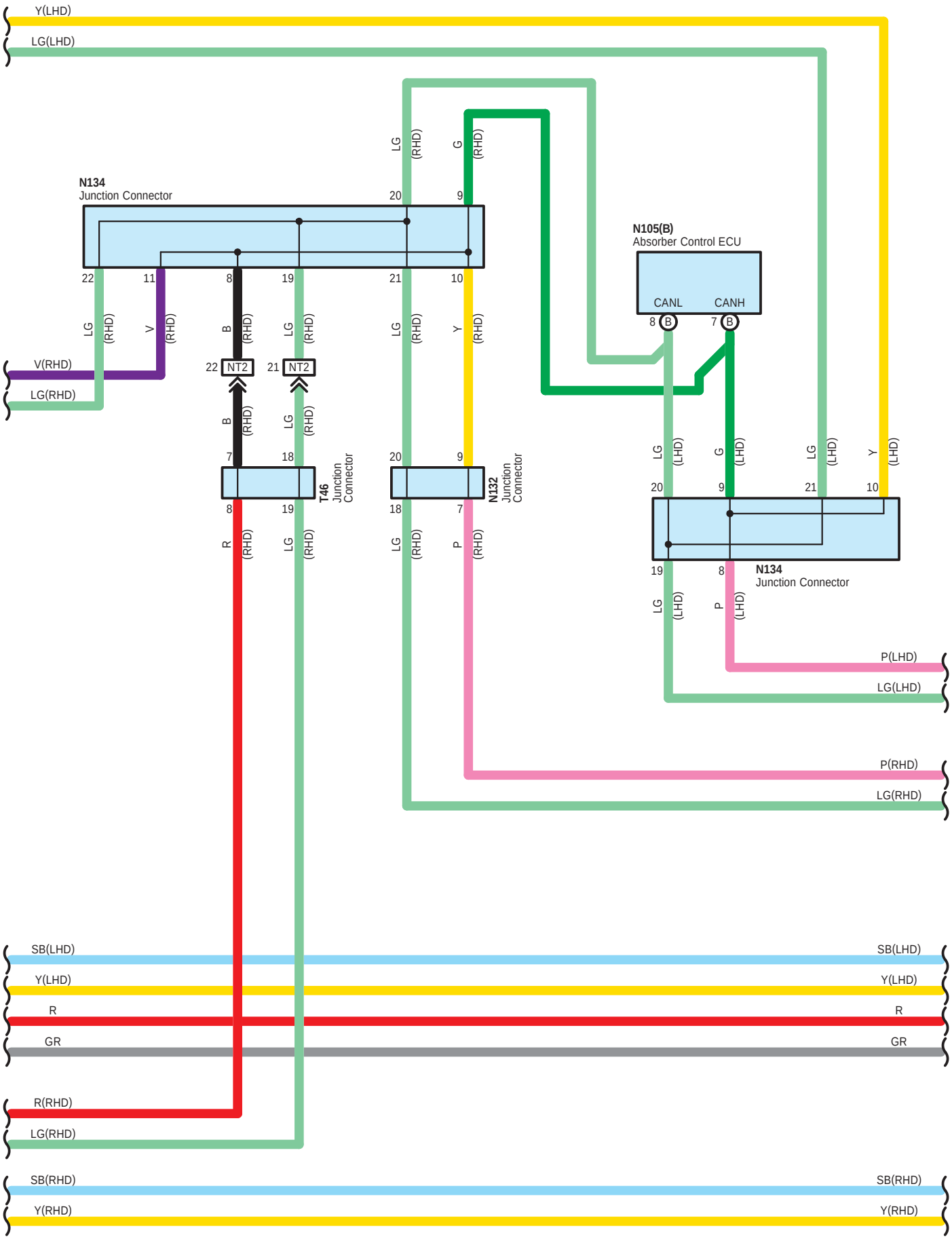
Y(LHD)
LG(LHD)
N134
Junction Connector
N105(B)
Absorber Control ECU
CANL
CANH
V(RHD)
LG(RHD)
NT2
T46
Junction Connector
N132
Junction Connector
N134
Junction Connector
P(LHD)
LG(LHD)
P(RHD)
LG(RHD)
SB(LHD)
Y(LHD)
R
GR
R(RHD)
LG(RHD)
SB(RHD)
Y(RHD)

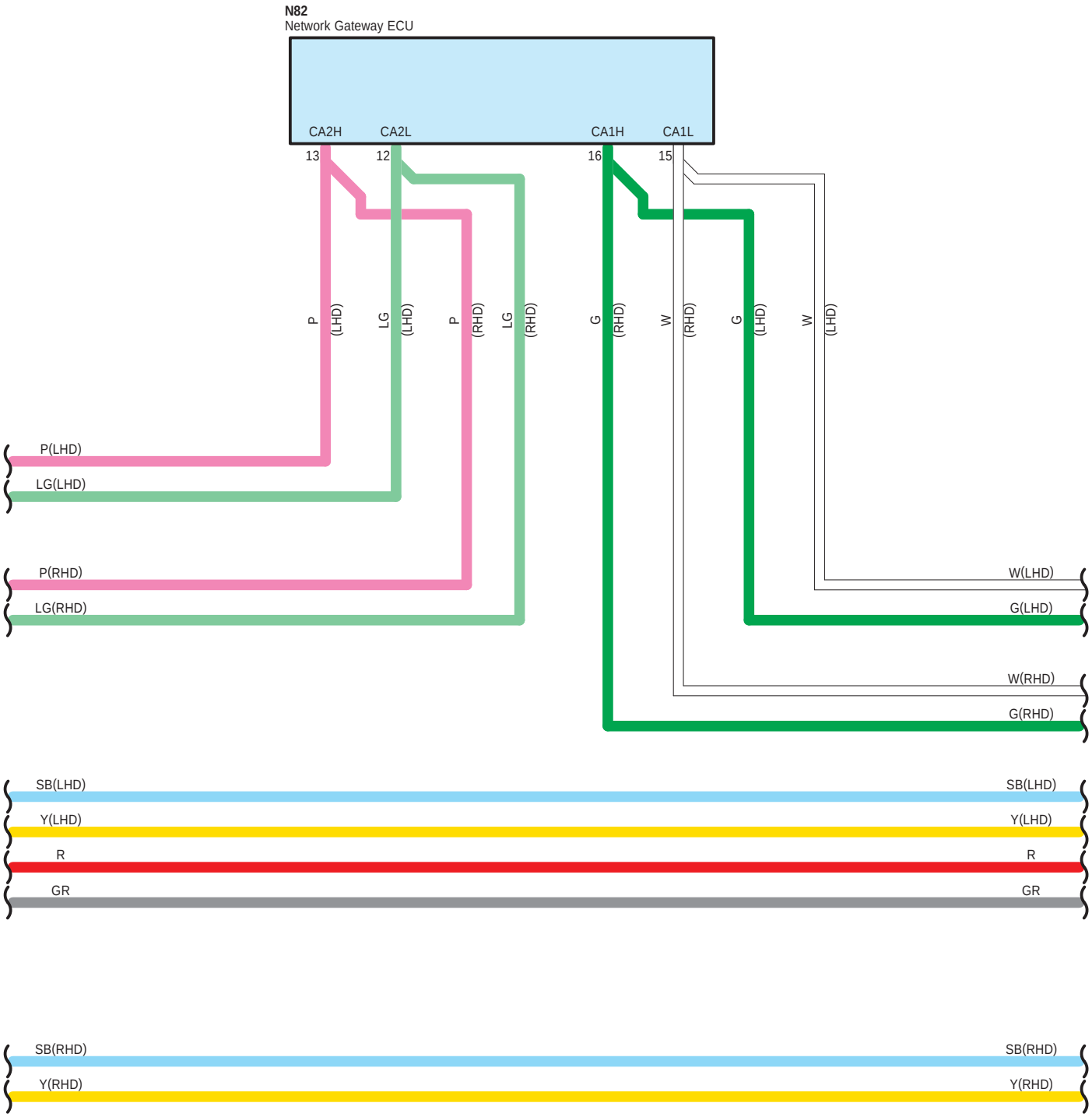
N82
Network Gateway ECU
CA2H
CA2L
CA1H
CA1L
13
12
16
15
P (LHD)
LG (LHD)
P (RHD)
LG (RHD)
G (RHD)
W (RHD)
G (LHD)
W (LHD)
P(LHD)
LG(LHD)
P(RHD)
LG(RHD)
W(LHD)
G(LHD)
W(RHD)
G(RHD)
SB(LHD)
SB(LHD)
Y(LHD)
Y(LHD)
R
R
GR
GR
SB(RHD)
SB(RHD)
Y(RHD)
Y(RHD)

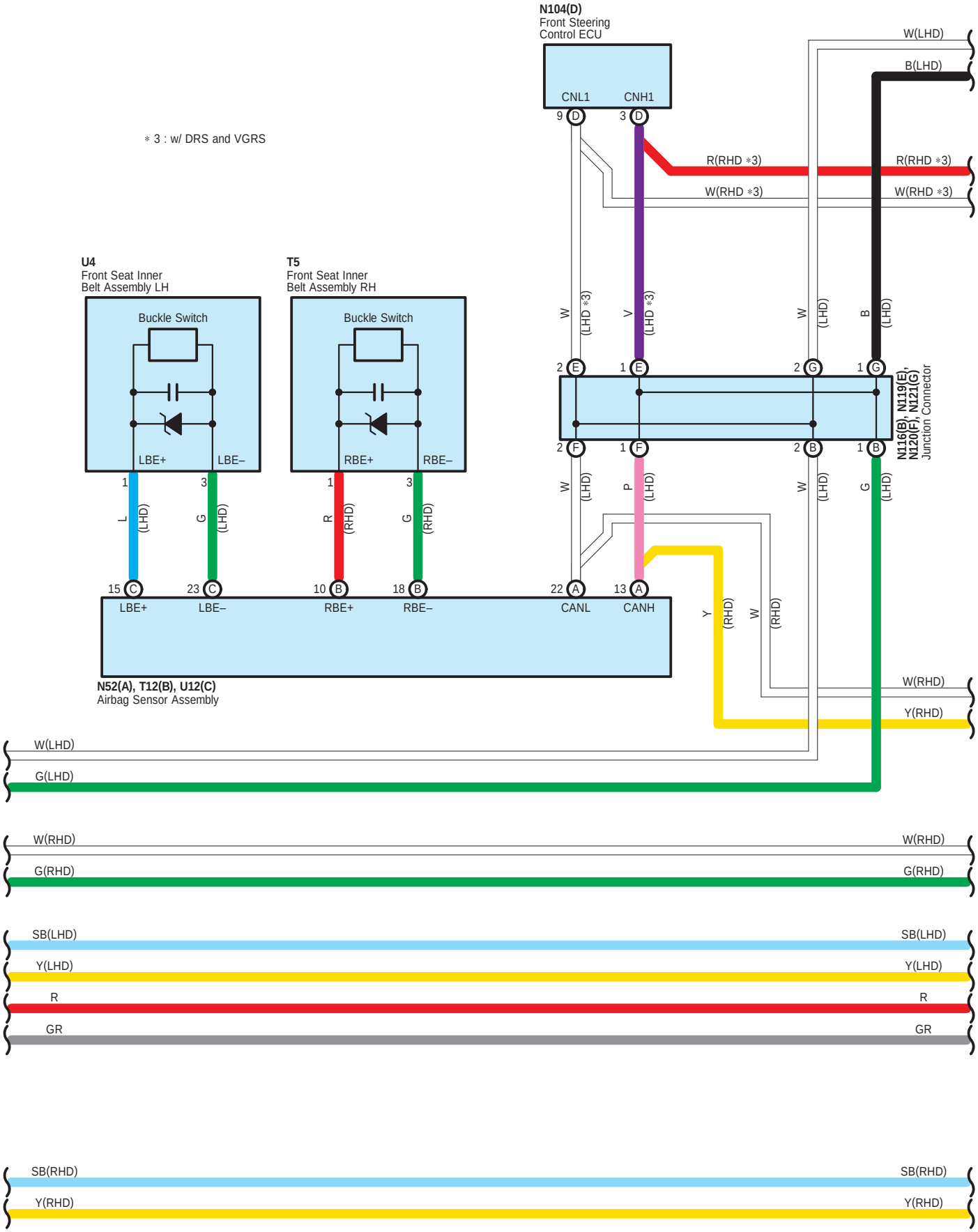
N104(D)
Front Steering
Control ECU
CNL1
CNH1
9 D
3 D
∗ 3 : w/ DRS and VGRS
R(RHD ∗3)
W(RHD ∗3)
W(LHD)
B(LHD)
U4
Front Seat Inner
Belt Assembly LH
Buckle Switch
LBE+
LBE–
T5
Front Seat Inner
Belt Assembly RH
Buckle Switch
RBE+
RBE–
W (LHD ∗3)
V (LHD ∗3)
W (LHD)
B (LHD)
2 E
1 E
2 G
1 G
N116(B), N119(E),
N120(F), N121(G),
Junction Connector
2 F
1 F
2 B
1 B
W (LHD)
P (LHD)
W (LHD)
G (LHD)
L (LHD)
G (LHD)
R (RHD)
G (RHD)
15 C
23 C
10 B
18 B
22 A
13 A
LBE+
LBE–
RBE+
RBE–
CANL
CANH
Y (RHD)
W (RHD)
N52(A), T12(B), U12(C)
Airbag Sensor Assembly
W(RHD)
Y(RHD)
W(LHD)
G(LHD)
W(RHD)
G(RHD)
SB(LHD)
Y(LHD)
R
GR
SB(RHD)
Y(RHD)

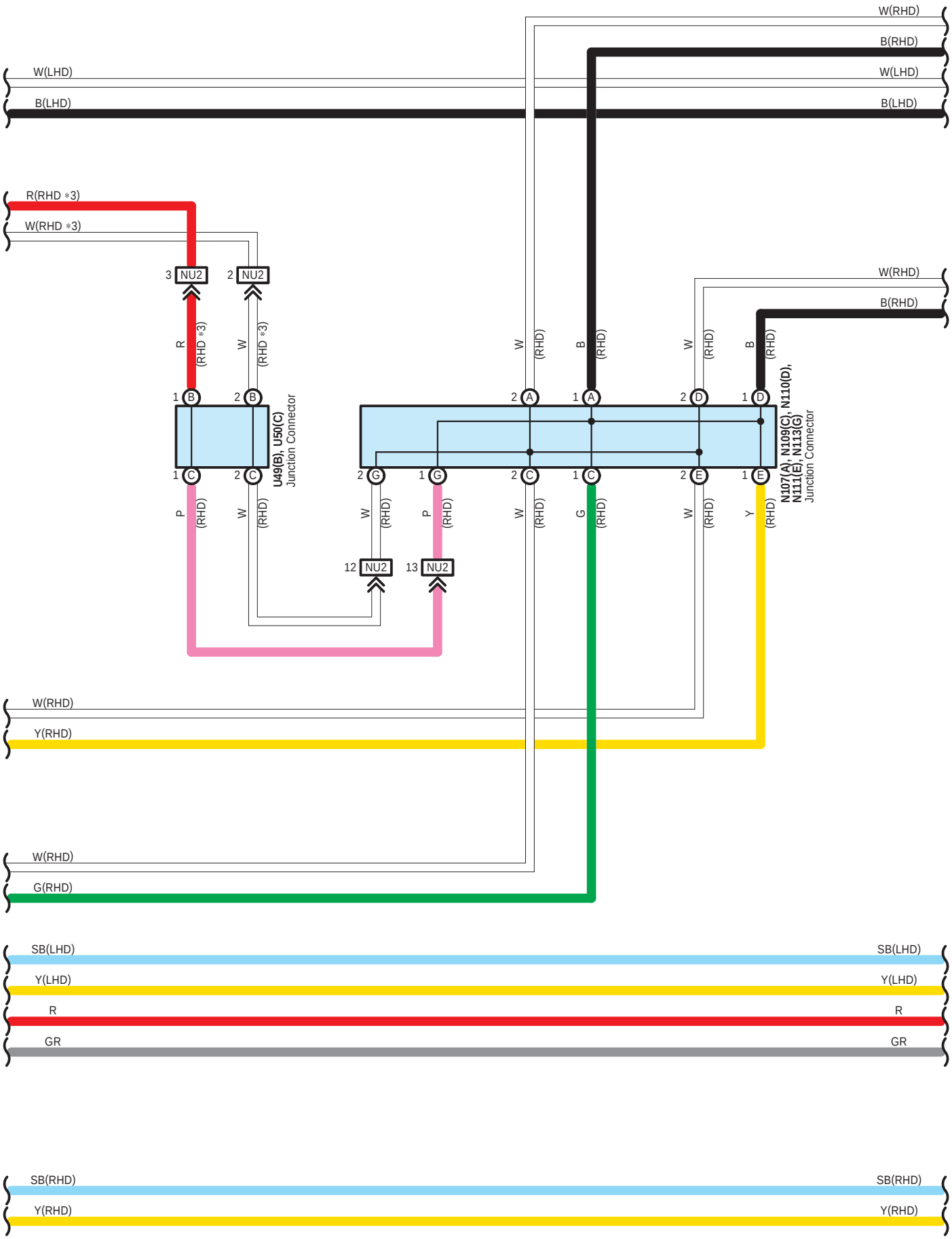
W(RHD)
B(RHD)
W(LHD)
B(LHD)
R(RHD *3)
W(RHD *3)
3 NU2
2 NU2
R (RHD *3)
W (RHD *3)
1 B
2 B
1 C
2 C
U49(B), U50(C)
Junction Connector
P (RHD)
W (RHD)
2 G
1 G
W (RHD)
P (RHD)
12 NU2
13 NU2
2 A
1 A
W (RHD)
B (RHD)
2 C
1 C
W (RHD)
G (RHD)
2 D
1 D
W (RHD)
B (RHD)
2 E
1 E
W (RHD)
Y (RHD)
N107(A), N109(C), N110(D),
N111(E), N113(G)
Junction Connector
W(RHD)
Y(RHD)
W(RHD)
G(RHD)
SB(LHD)
Y(LHD)
R
GR
SB(LHD)
Y(LHD)
R
GR
SB(RHD)
Y(RHD)
SB(RHD)
Y(RHD)

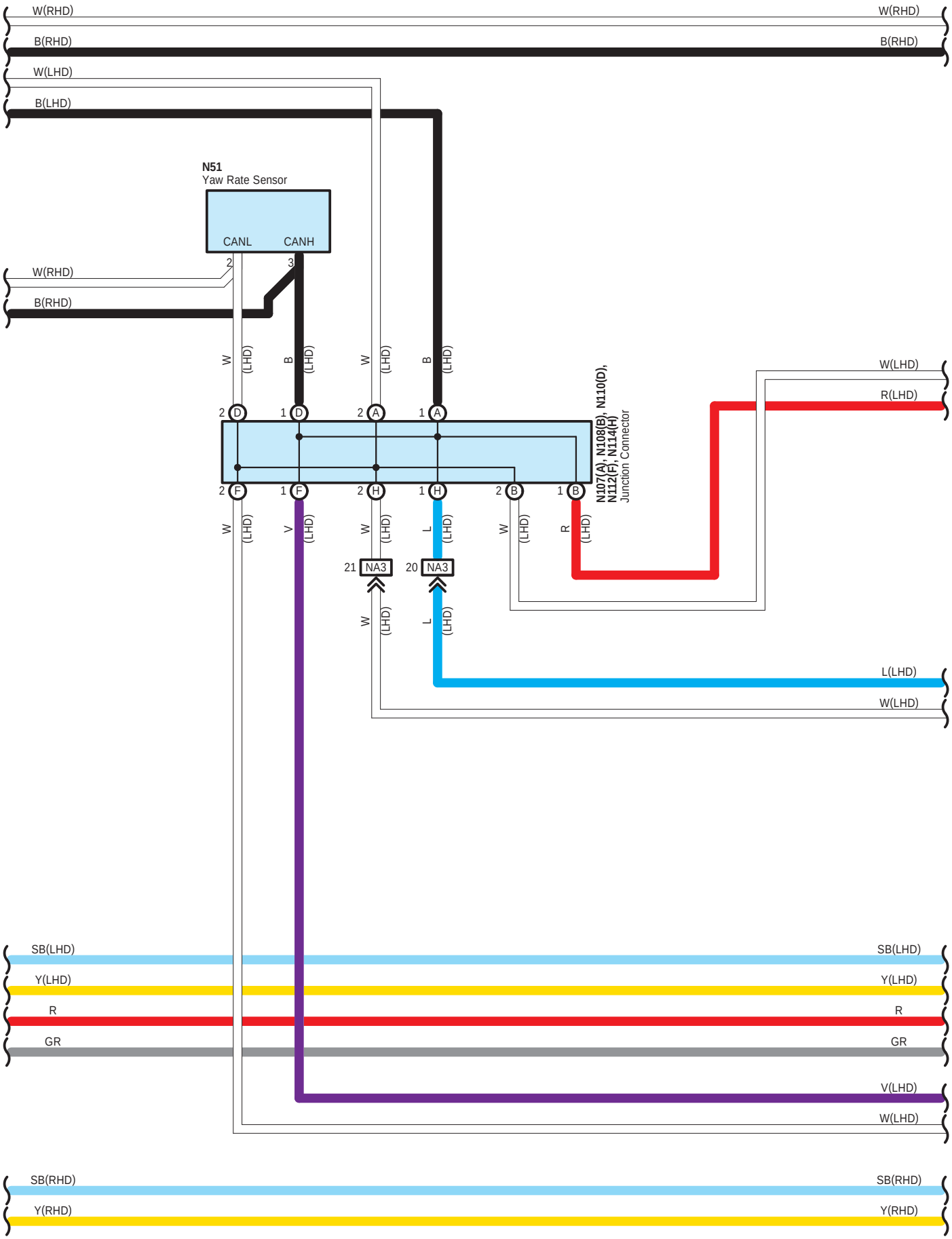
W(RHD)
B(RHD)
W(LHD)
B(LHD)
N51
Yaw Rate Sensor
CANL
CANH
2
3
W(RHD)
B(RHD)
W (LHD)
B (LHD)
W (LHD)
B (LHD)
2 D
1 D
2 A
1 A
N107(A), N108(B), N110(D),
N112(F), N114(H)
Junction Connector
W(LHD)
R(LHD)
2 F
1 F
2 H
1 H
2 B
1 B
W (LHD)
V (LHD)
W (LHD)
L (LHD)
W (LHD)
R (LHD)
21 NA3
20 NA3
W (LHD)
L (LHD)
L(LHD)
W(LHD)
SB(LHD)
Y(LHD)
R
GR
V(LHD)
W(LHD)
SB(RHD)
Y(RHD)

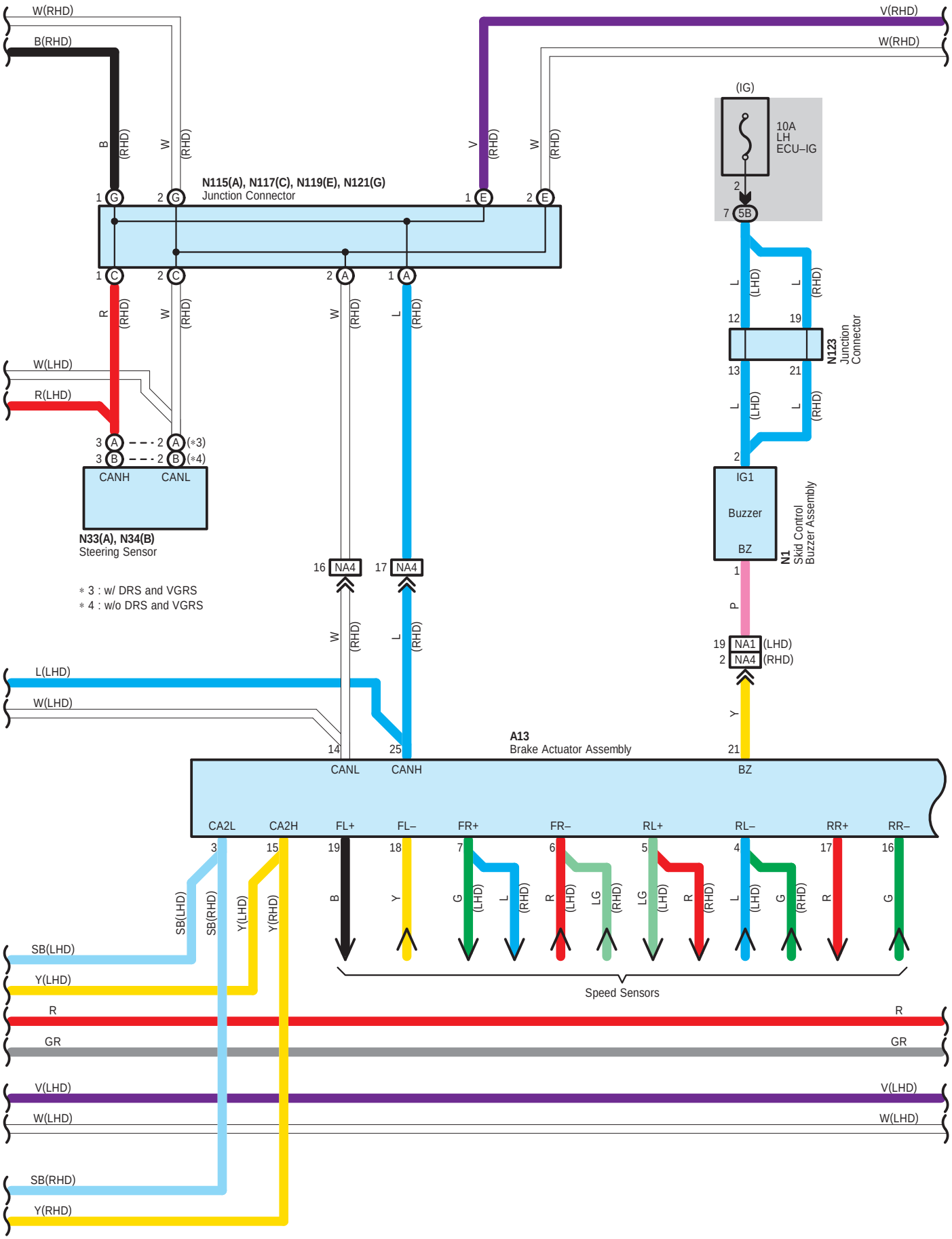
W(RHD)
B(RHD)
V(RHD)
W(RHD)
(IG)
10A
LH
ECU–IG
N115(A), N117(C), N119(E), N121(G)
Junction Connector
N123
Junction
Connector
W(LHD)
R(LHD)
CANH
CANL
N33(A), N34(B)
Steering Sensor
∗ 3 : w/ DRS and VGRS
∗ 4 : w/o DRS and VGRS
IG1
Buzzer
BZ
N1
Skid Control
Buzzer Assembly
L(LHD)
W(LHD)
A13
Brake Actuator Assembly
CANL
CANH
BZ
CA2L
CA2H
FL+
FL–
FR+
FR–
RL+
RL–
RR+
RR–
SB(LHD)
Y(LHD)
SB(RHD)
Y(RHD)
Speed Sensors
R
GR
V(LHD)
W(LHD)
SB(RHD)
Y(RHD)

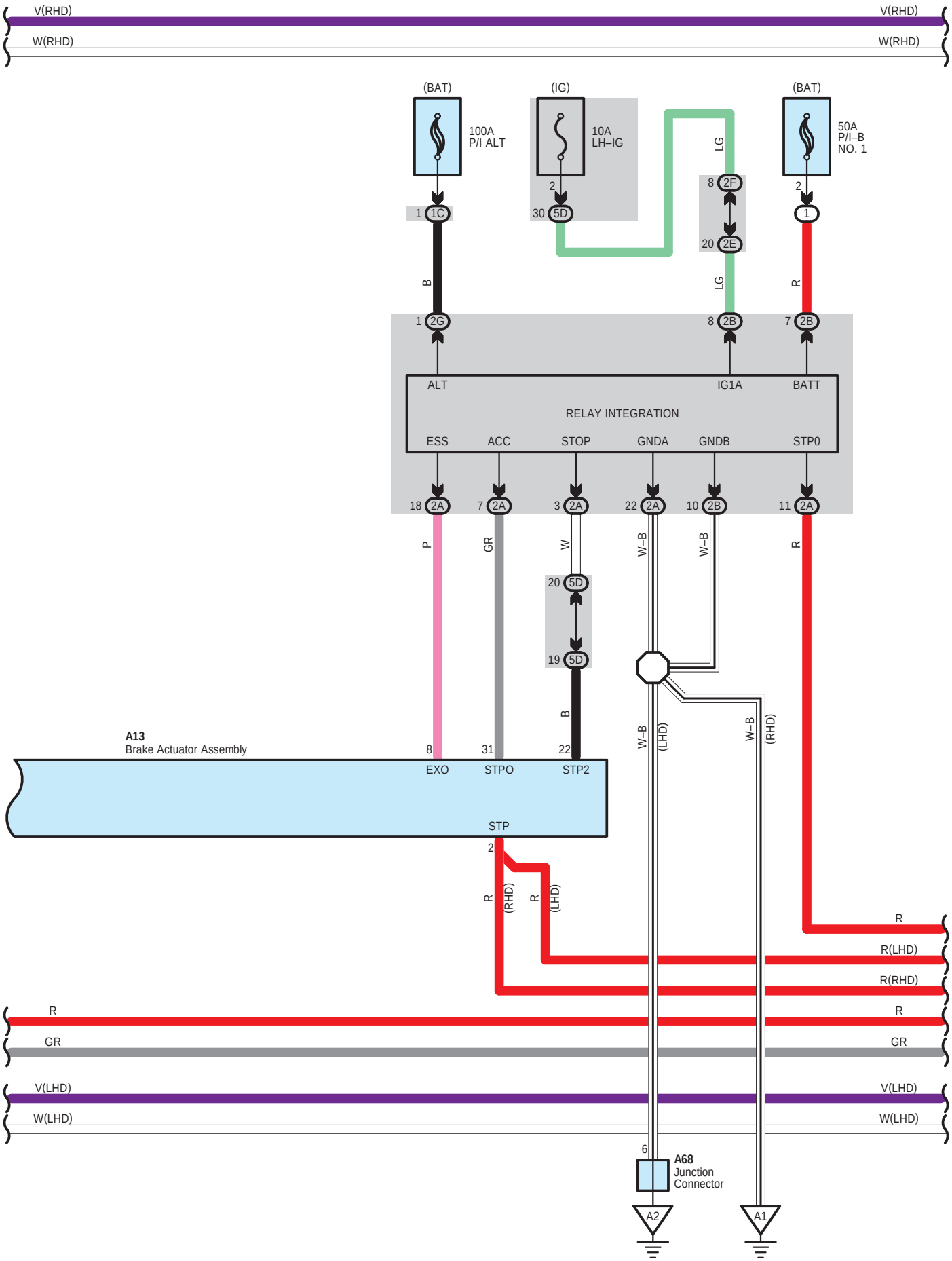
V(RHD)
W(RHD)
(BAT)
100A
P/I ALT
(IG)
10A
LH–IG
(BAT)
50A
P/I–B
NO. 1
LG
B
R
ALT
IG1A
BATT
RELAY INTEGRATION
ESS
ACC
STOP
GNDA
GNDB
STP0
P
GR
W
W–B
A13
Brake Actuator Assembly
EXO
STPO
STP2
STP
(RHD)
(LHD)
R(LHD)
R(RHD)
GR
V(LHD)
W(LHD)
A68
Junction
Connector
A2
A1

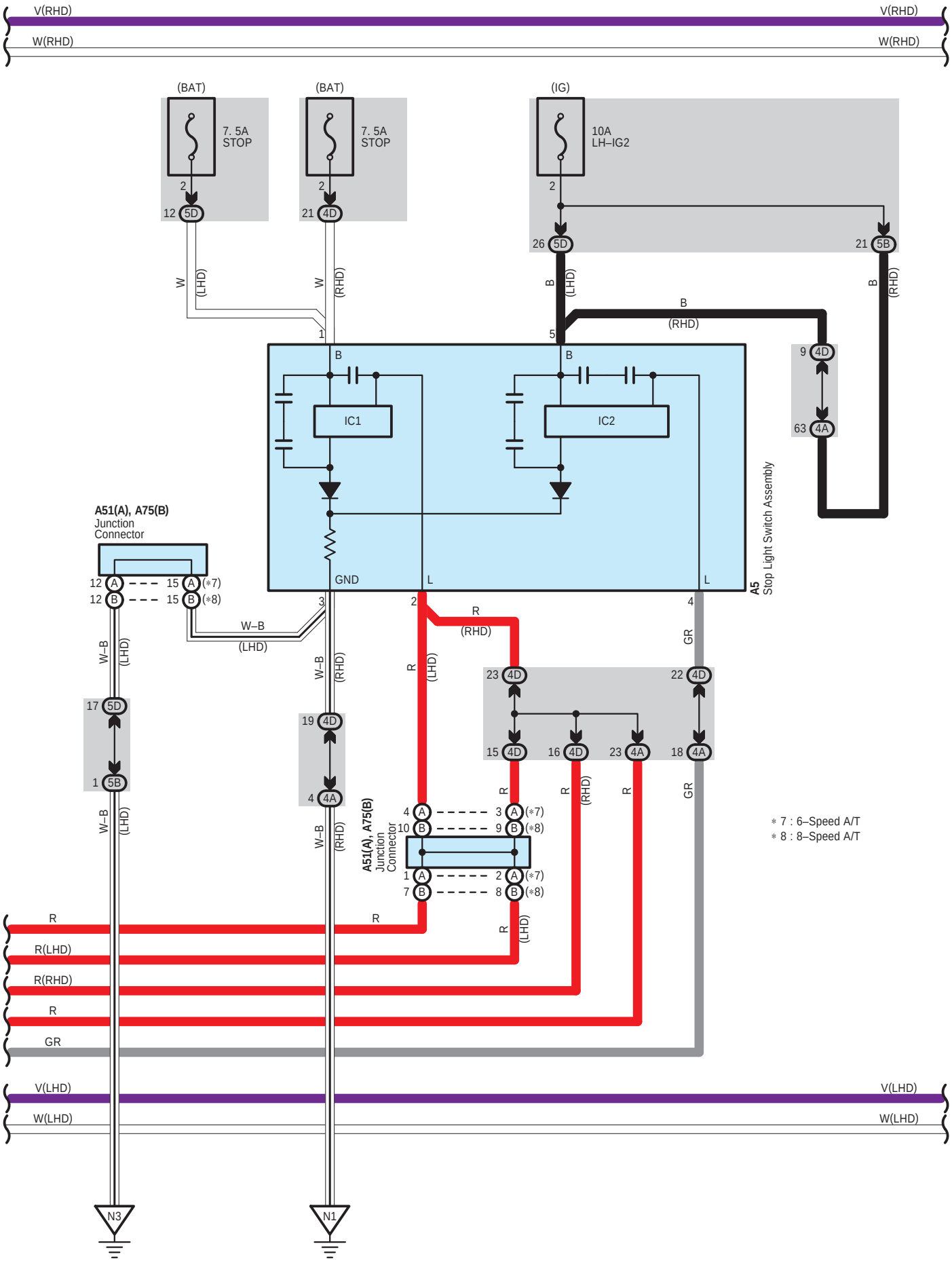
V(RHD)
W(RHD)
(BAT)
7. 5A
STOP
12 5D
21 4D
(IG)
10A
LH–IG2
26 5D
21 5B
W (LHD)
W (RHD)
B (LHD)
B (RHD)
B (RHD)
1
5
B
IC1
IC2
9 4D
63 4A
A5
Stop Light Switch Assembly
A51(A), A75(B)
Junction
Connector
12 A
12 B
15 A (*7)
15 B (*8)
GND
L
3
2
4
W–B (LHD)
W–B (RHD)
R (RHD)
R (LHD)
GR
17 5D
1 5B
19 4D
4 4A
23 4D
22 4D
15 4D
16 4D
23 4A
18 4A
4 A
10 B
3 A (*7)
9 B (*8)
1 A
7 B
2 A (*7)
8 B (*8)
R (LHD)
R (RHD)
R
GR
* 7 : 6–Speed A/T
* 8 : 8–Speed A/T
R
R(LHD)
R(RHD)
R
GR
V(LHD)
W(LHD)
N3
N1

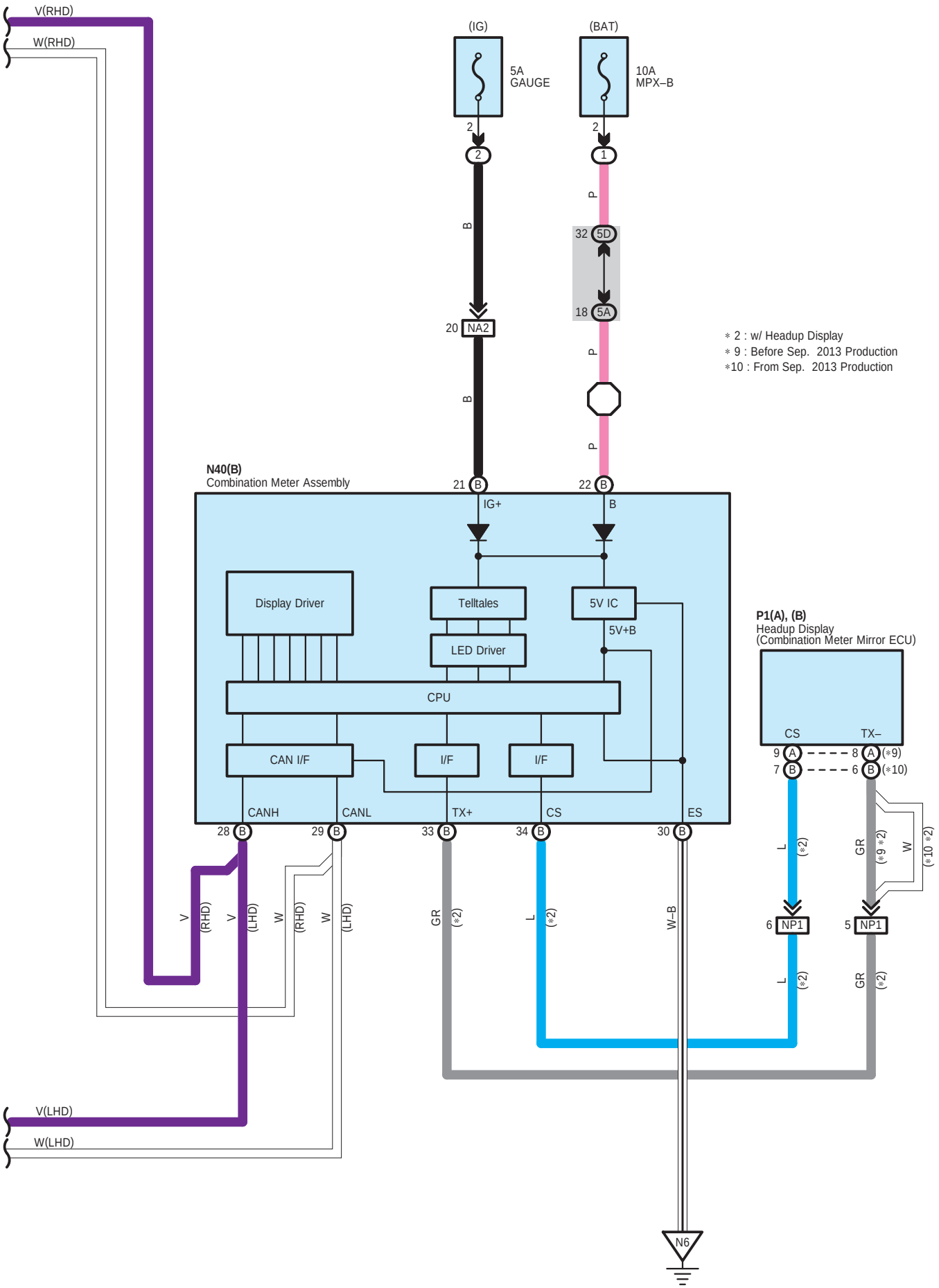
V(RHD)
W(RHD)
(IG)
(BAT)
5A
GAUGE
10A
MPX–B
2
2
1
B
P
32 5D
18 5A
20 NA2
B
P
P
∗ 2 : w/ Headup Display
∗ 9 : Before Sep. 2013 Production
∗10 : From Sep. 2013 Production
N40(B)
Combination Meter Assembly
21 B
22 B
IG+
B
Display Driver
Telltales
5V IC
5V+B
LED Driver
CPU
CAN I/F
I/F
I/F
CANH
CANL
TX+
CS
ES
28 B
29 B
33 B
34 B
30 B
P1(A), (B)
Headup Display
(Combination Meter Mirror ECU)
CS
TX–
9 A
7 B
8 A (∗9)
6 B (∗10)
V (RHD)
V (LHD)
W (RHD)
W (LHD)
GR (∗2)
L (∗2)
W–B
L (∗2)
GR (∗9 ∗2)
W (∗10 ∗2)
6 NP1
5 NP1
L (∗2)
GR (∗2)
V(LHD)
W(LHD)
N6

A 5
White

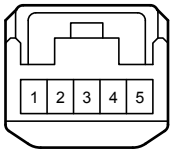

A 13
Black

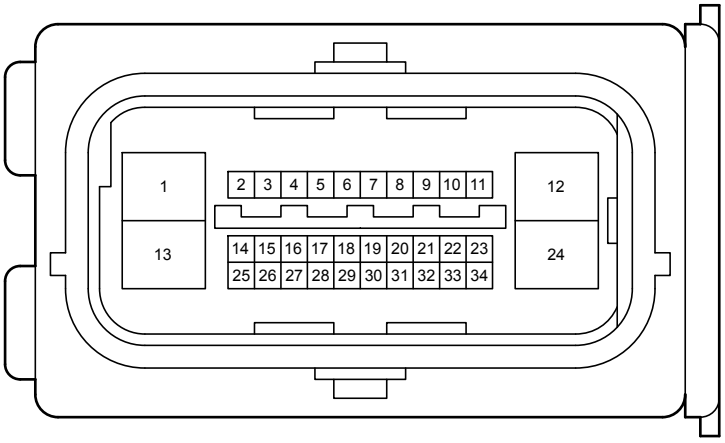

A 50
Gray



A 51
Blue

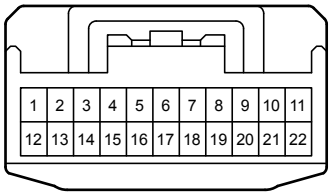

A 68
Gray

A 75
White

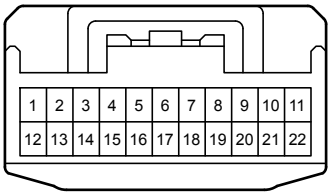

B 12
Black

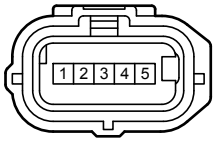

F 66
Gray

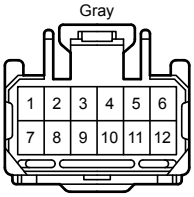

N 1
Blue



N 4
White

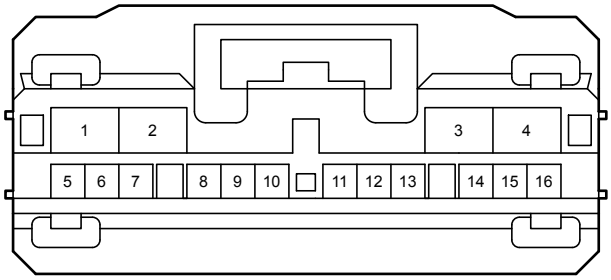

N 5
White

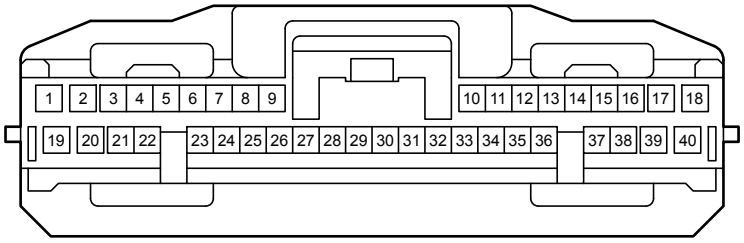

N 15
Gray



N 26
White

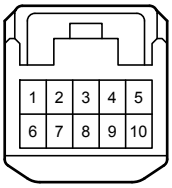

N 33
White

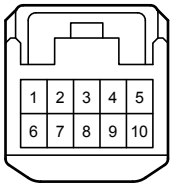

N 34
Black



N 40
Black

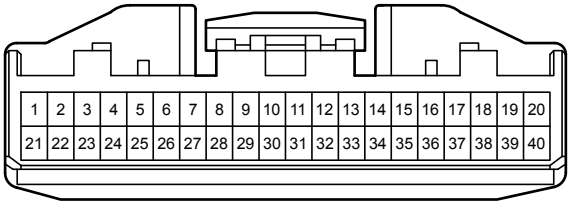

N 51
Black



N 52
Yellow

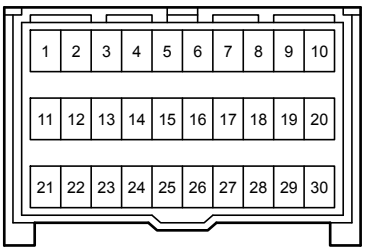

N 82
White

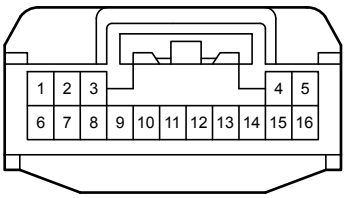

N104
White

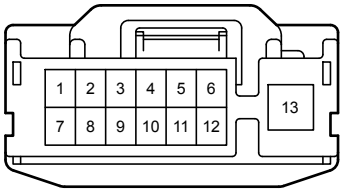

N105
Black

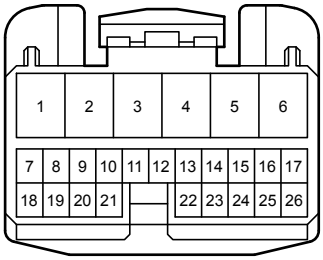

N107
White

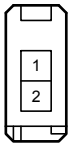

N108
White

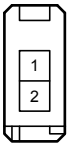

N109
White

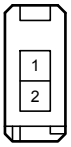

N110
White

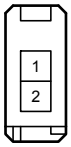

N111
White

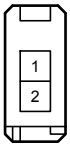

N112
White

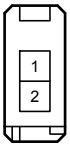

N113
White

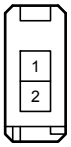

N114
White

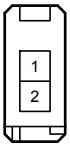

N115
White

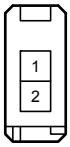

N116
White

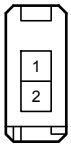

N117
White

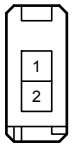

N119
White

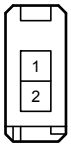

N120
White

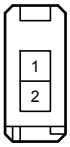

N121
White

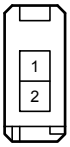

N123
Blue

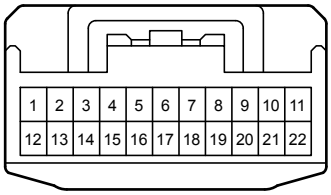

N126
Blue

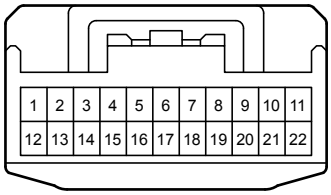

N127
Blue

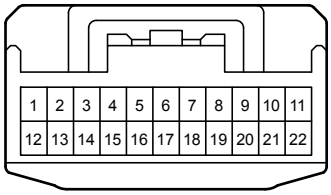

N131
Gray

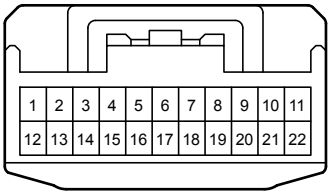

N132
Black

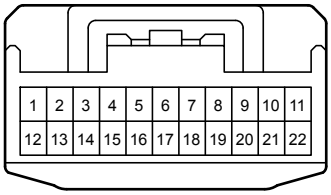

N134
Black

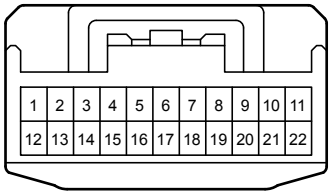

P 1
White

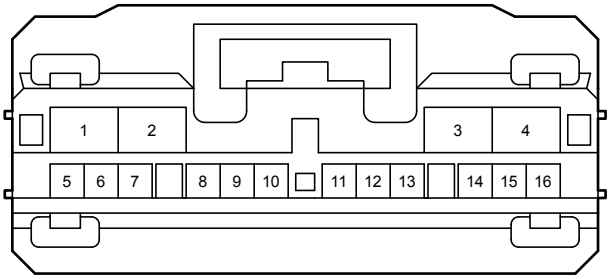

T 3
Gray

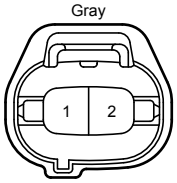

T 5
White

T 9
White



T 12
Yellow

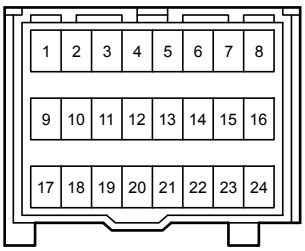

T 46
Black

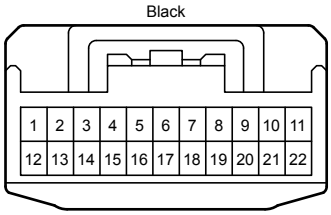

U 1
White



U 4
White

U 5
Gray

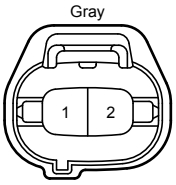

U 12
Yellow

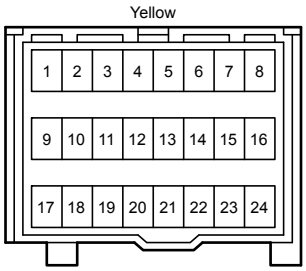

U 34
White

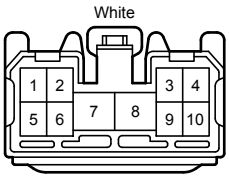

U 35
White

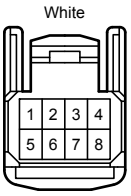

U 49
White

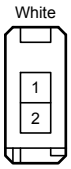

U 50
White

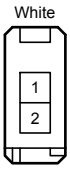

U 54
Blue

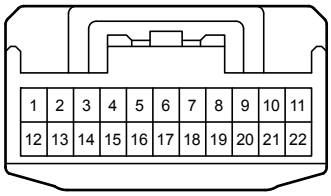

U 58
Black

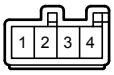

1C

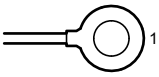

2A
Black

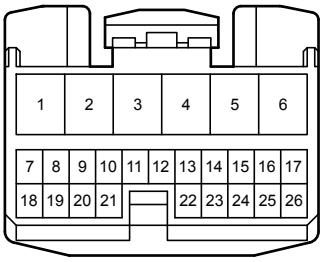

2B
Black

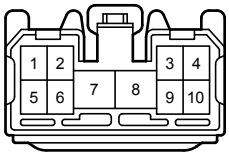

2E
White

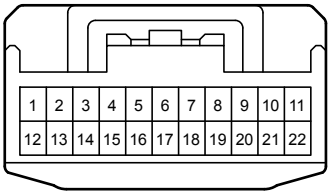

2F
White

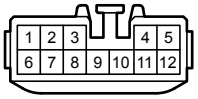

2G
Black



4A
White

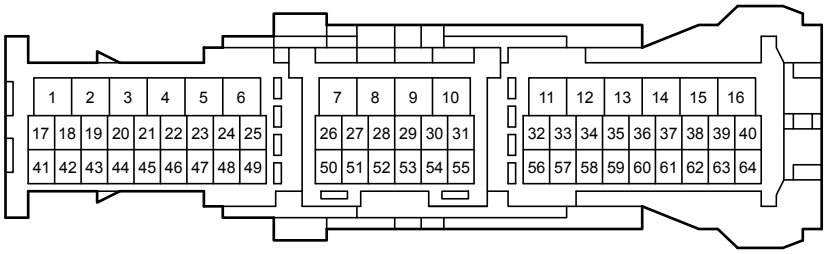

4B
White

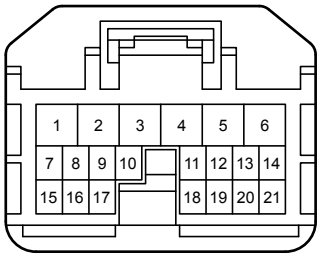

4D
White

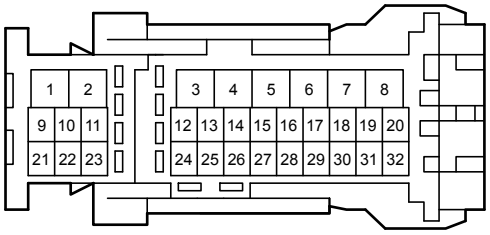

5A
White

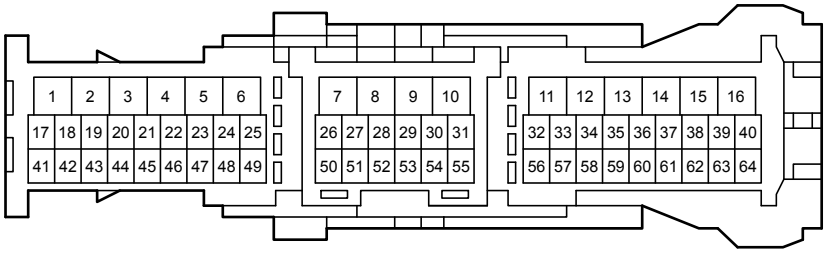

5B
White

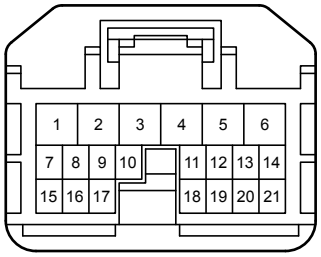

5D
White

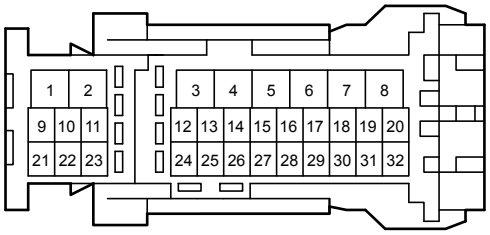

6A
White

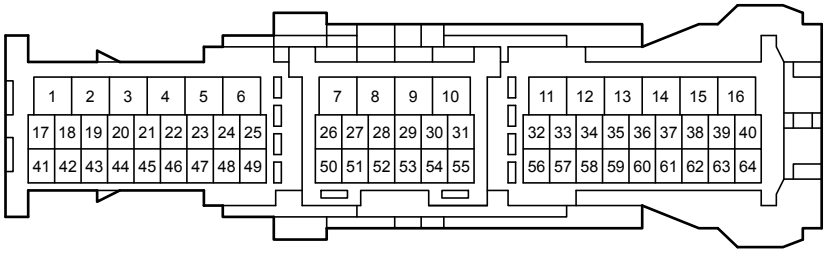

6B
White

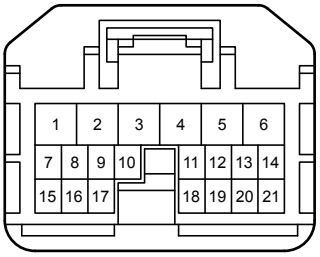

AU1
White

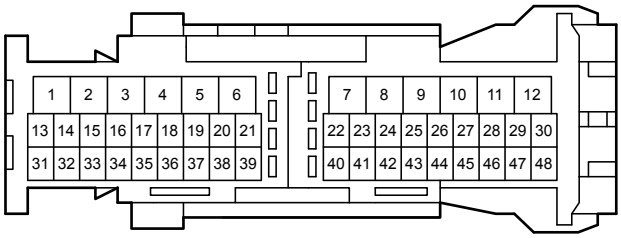

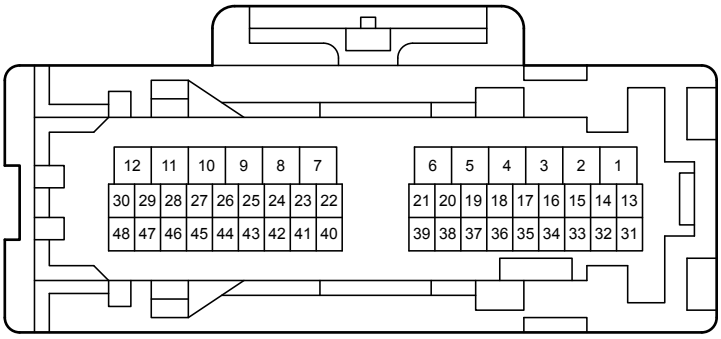

BA2
White

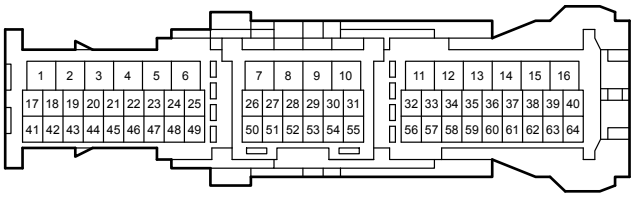

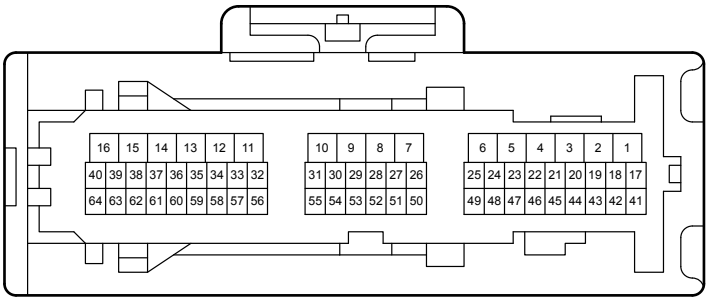

NA1
White

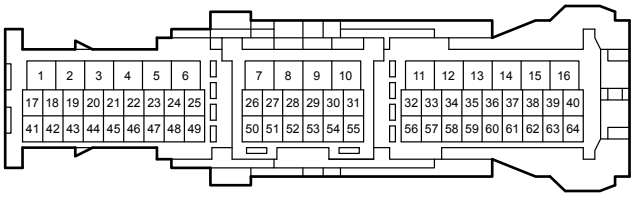

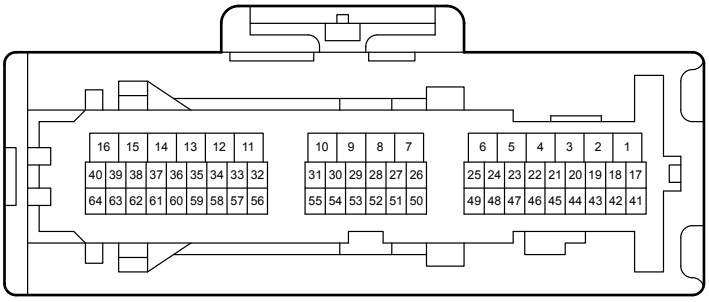

NA2
White

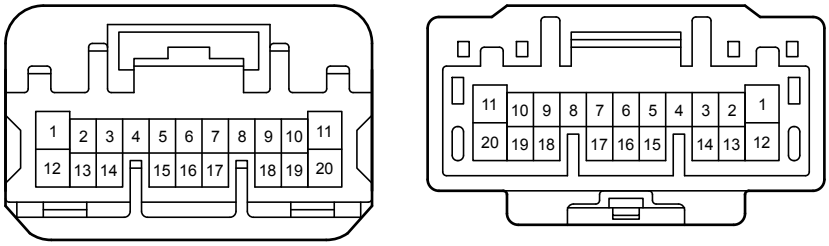

NA3
White

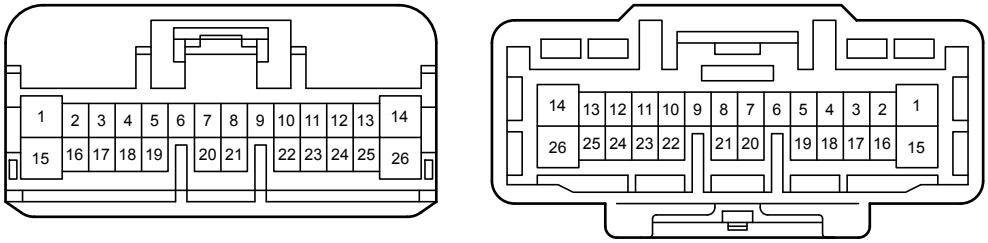

NA4
Gray

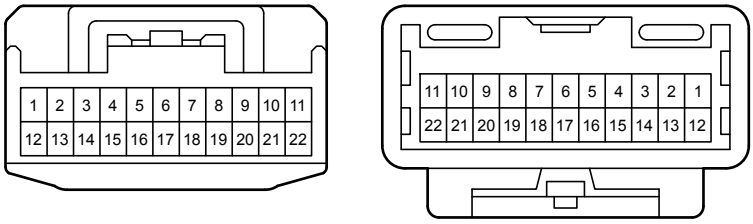

NN1
White

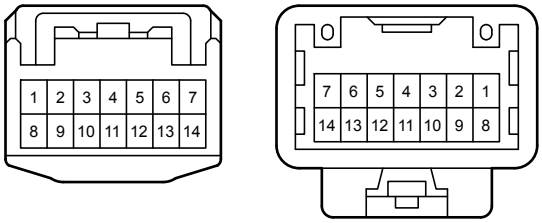

NP1
White

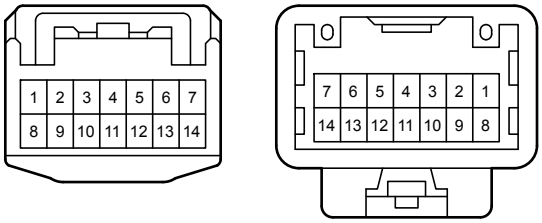

NT2
White

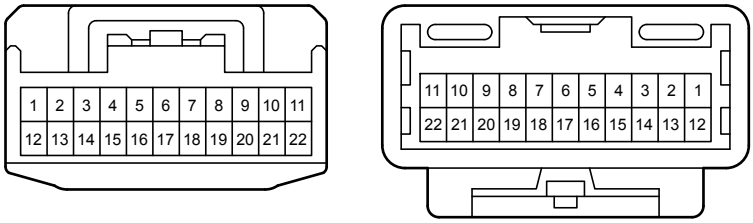

NU2
White

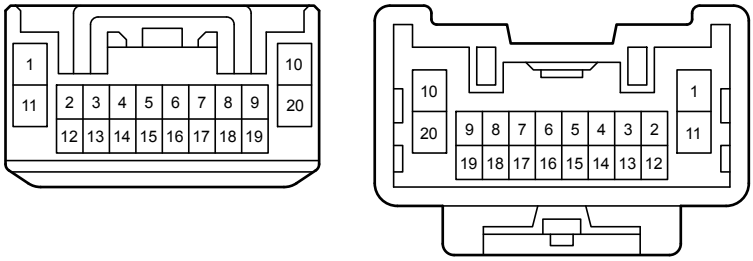

TU1
White

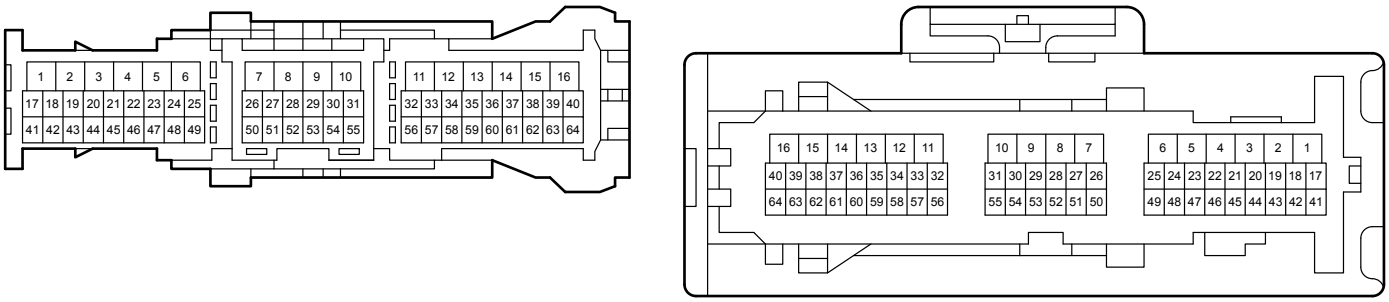

UN1
White

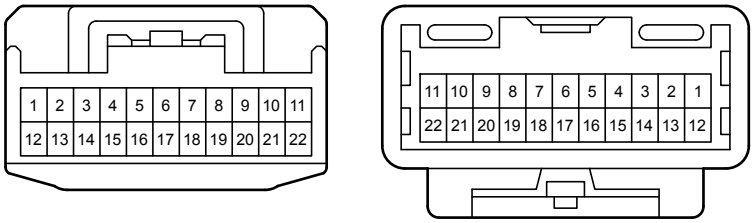
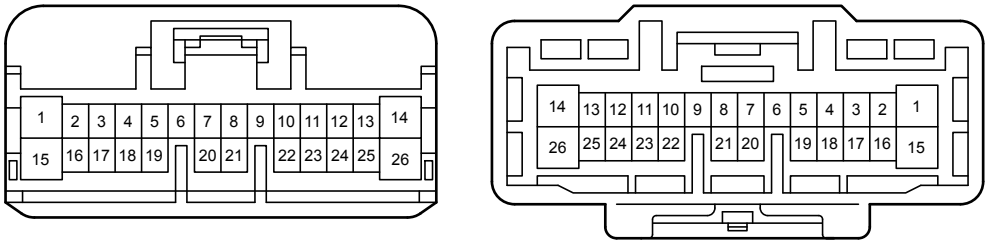
UT1
White