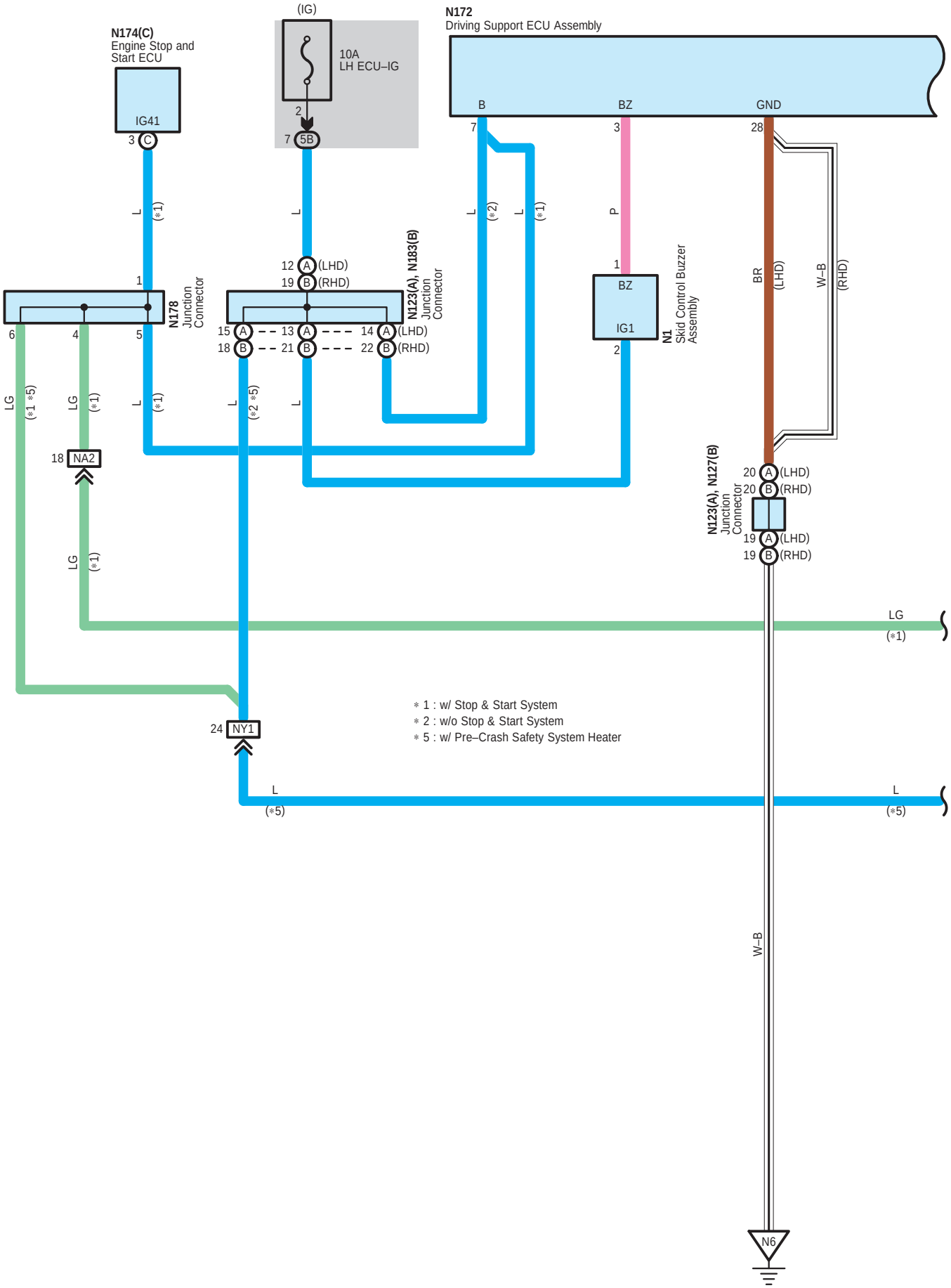
N174(C)
Engine Stop and Start ECU
IG41
3 C
(IG)
10A
LH ECU–IG
2
7 5B
N172
Driving Support ECU Assembly
B
BZ
GND
7
3
28
L
(*1)
L
L
(*2)
L
(*1)
P
1
BZ
IG1
2
N1
Skid Control Buzzer Assembly
BR
(LHD)
W–B
(RHD)
1
N178
Junction Connector
6
4
5
12 A (LHD)
19 B (RHD)
N123(A), N183(B)
Junction Connector
15 A
18 B
13 A
21 B
14 A (LHD)
22 B (RHD)
LG
(*1 *5)
LG
(*1)
L
(*1)
L
(*2 *5)
L
18 NA2
LG
(*1)
N123(A), N127(B)
Junction Connector
20 A (LHD)
20 B (RHD)
19 A (LHD)
19 B (RHD)
LG
(*1)
* 1 : w/ Stop & Start System
* 2 : w/o Stop & Start System
* 5 : w/ Pre–Crash Safety System Heater
24 NY1
L
(*5)
L
(*5)
W–B
N6

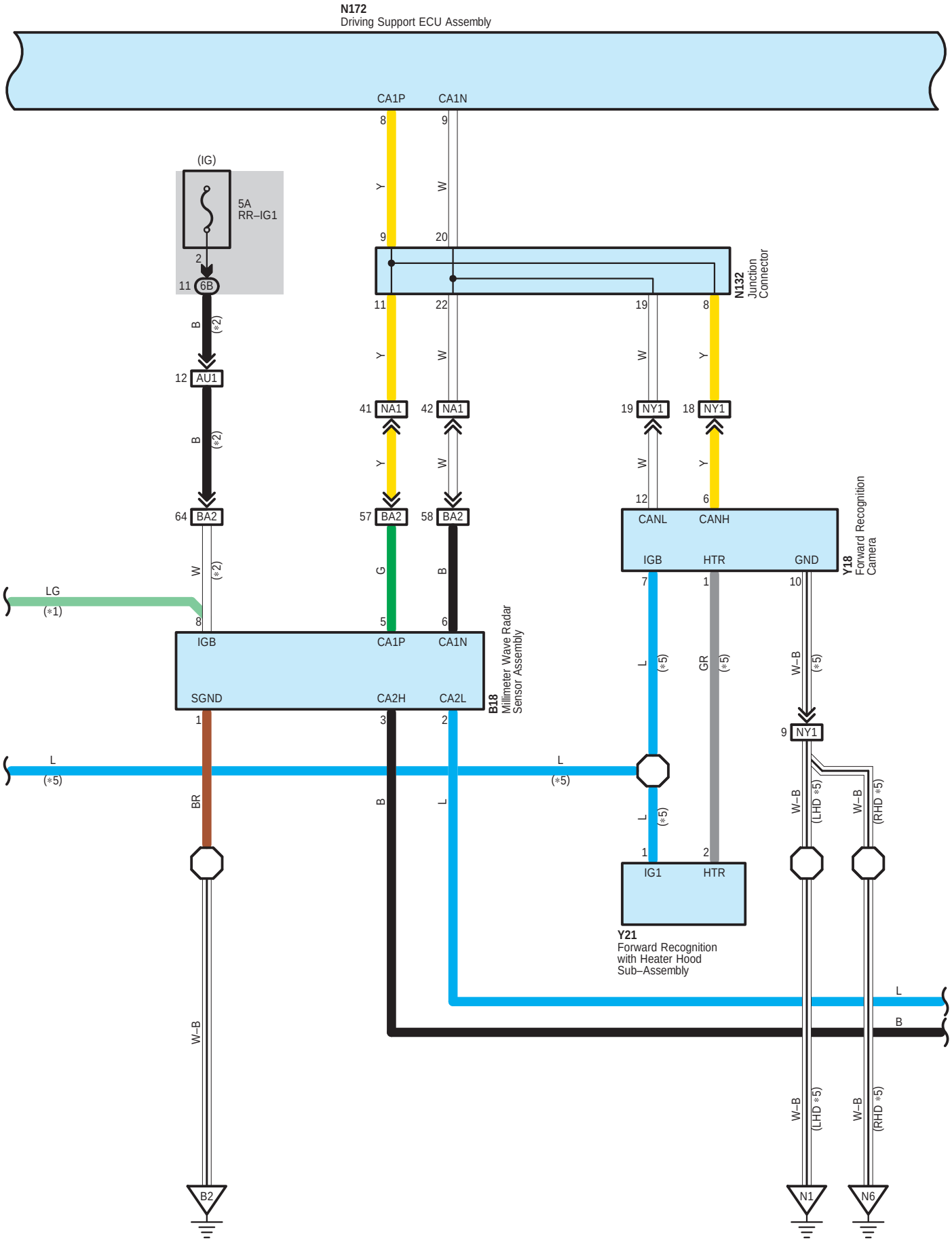
N172
Driving Support ECU Assembly
CA1P
CA1N
(IG)
5A
RR–IG1
6B
AU1
NA1
NY1
BA2
N132
Junction
Connector
CANL
CANH
IGB
HTR
GND
Y18
Forward Recognition
Camera
LG
(*1)
IGB
CA1P
CA1N
SGND
CA2H
CA2L
B18
Millimeter Wave Radar
Sensor Assembly
IG1
HTR
Y21
Forward Recognition
with Heater Hood
Sub–Assembly
(LHD *5)
(RHD *5)
B2
N1
N6

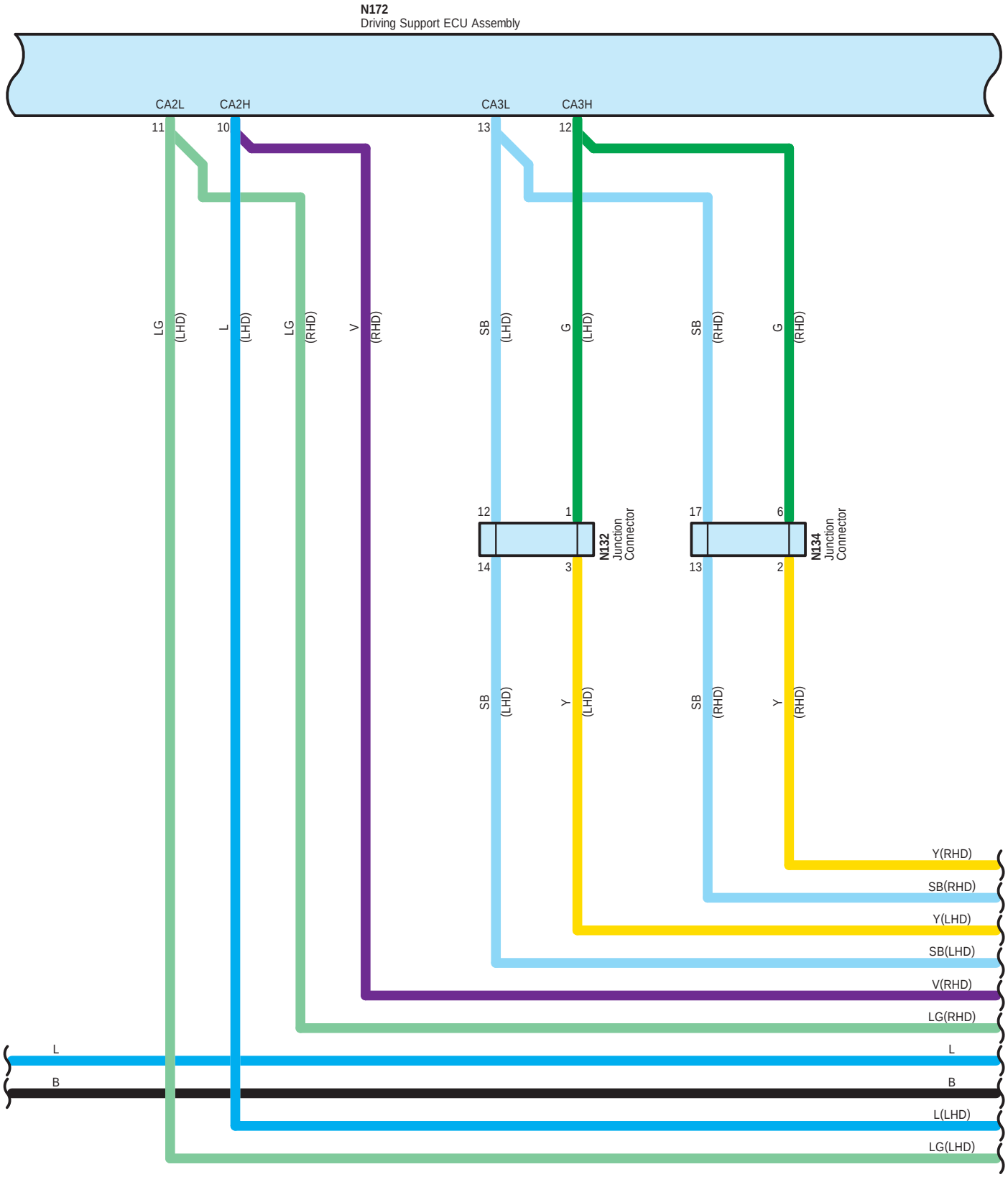
N172
Driving Support ECU Assembly
CA2L
CA2H
CA3L
CA3H
11
10
13
12
LG (LHD)
L (LHD)
LG (RHD)
V (RHD)
SB (LHD)
G (LHD)
SB (RHD)
G (RHD)
12
1
14
3
N132 Junction Connector
17
6
13
2
N134 Junction Connector
SB (LHD)
Y (LHD)
SB (RHD)
Y (RHD)
Y(RHD)
SB(RHD)
Y(LHD)
SB(LHD)
V(RHD)
LG(RHD)
L
L
B
B
L(LHD)
LG(LHD)

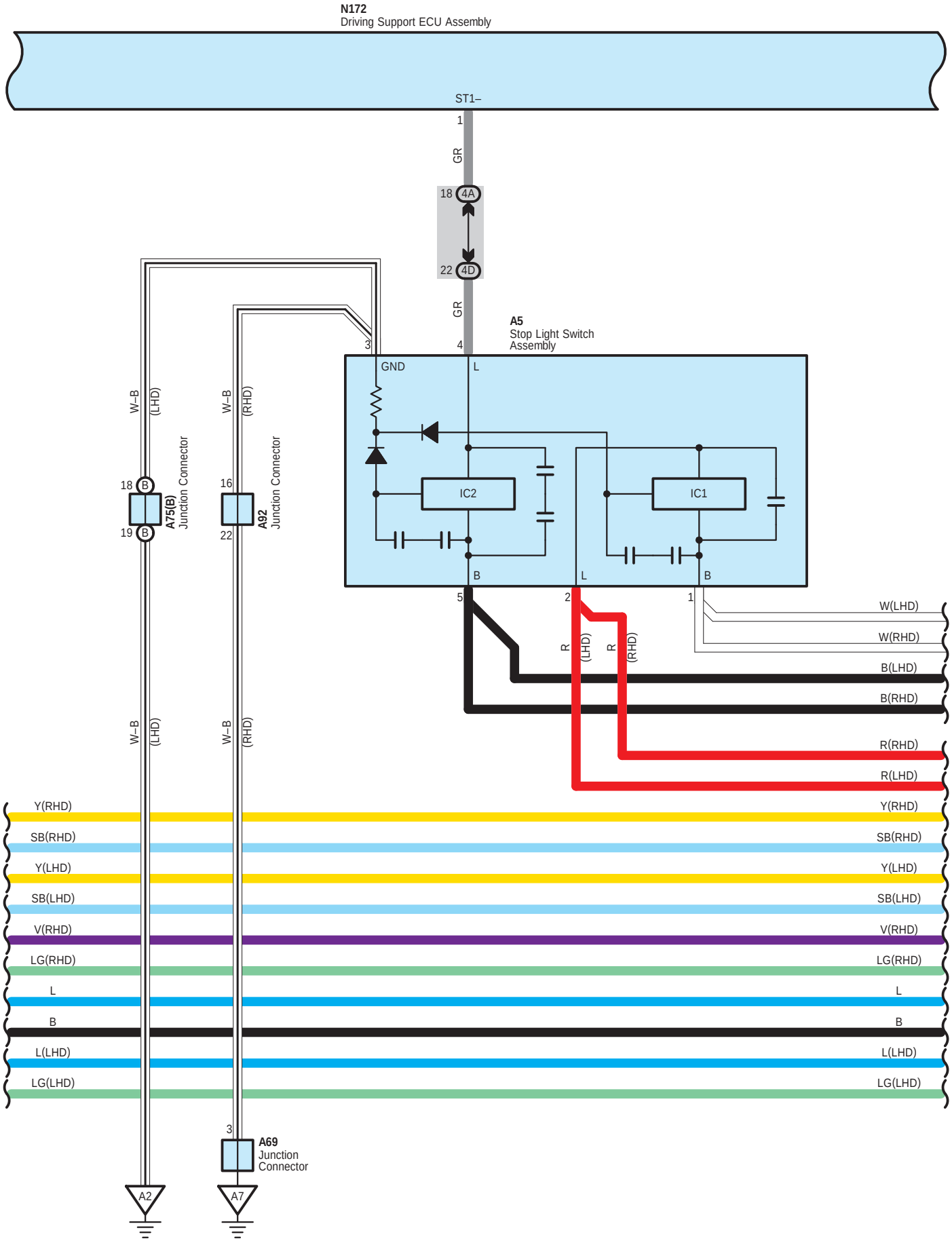
N172
Driving Support ECU Assembly
ST1–
1
GR
18 4A
22 4D
GR
4
A5
Stop Light Switch
Assembly
3
GND
L
IC2
IC1
B
L
B
5
2
1
W–B (LHD)
W–B (RHD)
18 B
19 B
A75(B)
Junction Connector
16
22
A92
Junction Connector
W(LHD)
W(RHD)
B(LHD)
B(RHD)
R (LHD)
R (RHD)
R(RHD)
R(LHD)
Y(RHD)
SB(RHD)
Y(LHD)
SB(LHD)
V(RHD)
LG(RHD)
L
B
L(LHD)
LG(LHD)
3
A69
Junction
Connector
A2
A7

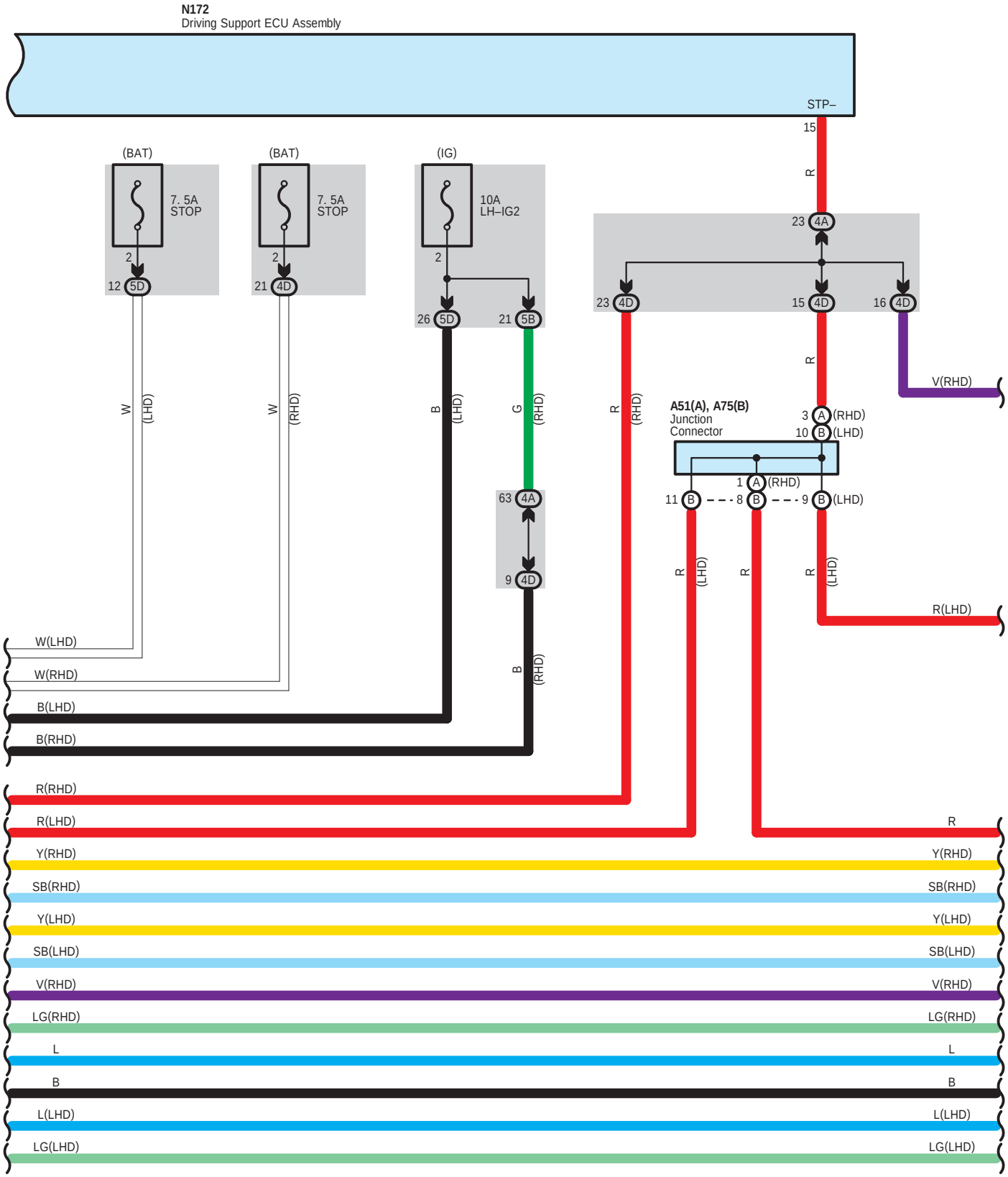
N172
Driving Support ECU Assembly
STP–
15
R
23 4A
(BAT)
7. 5A
STOP
2
12 5D
(BAT)
7. 5A
STOP
2
21 4D
(IG)
10A
LH–IG2
2
26 5D
21 5B
23 4D
15 4D
16 4D
R
V(RHD)
W
(LHD)
W
(RHD)
B
(LHD)
G
(RHD)
R
(RHD)
A51(A), A75(B)
Junction
Connector
3 A (RHD)
10 B (LHD)
1 A (RHD)
11 B
8 B
9 B (LHD)
63 4A
9 4D
R
(LHD)
R
R
(LHD)
R(LHD)
B
(RHD)
W(LHD)
W(RHD)
B(LHD)
B(RHD)
R(RHD)
R(LHD)
R
Y(RHD)
Y(RHD)
SB(RHD)
SB(RHD)
Y(LHD)
Y(LHD)
SB(LHD)
SB(LHD)
V(RHD)
V(RHD)
LG(RHD)
LG(RHD)
L
L
B
B
L(LHD)
L(LHD)
LG(LHD)
LG(LHD)

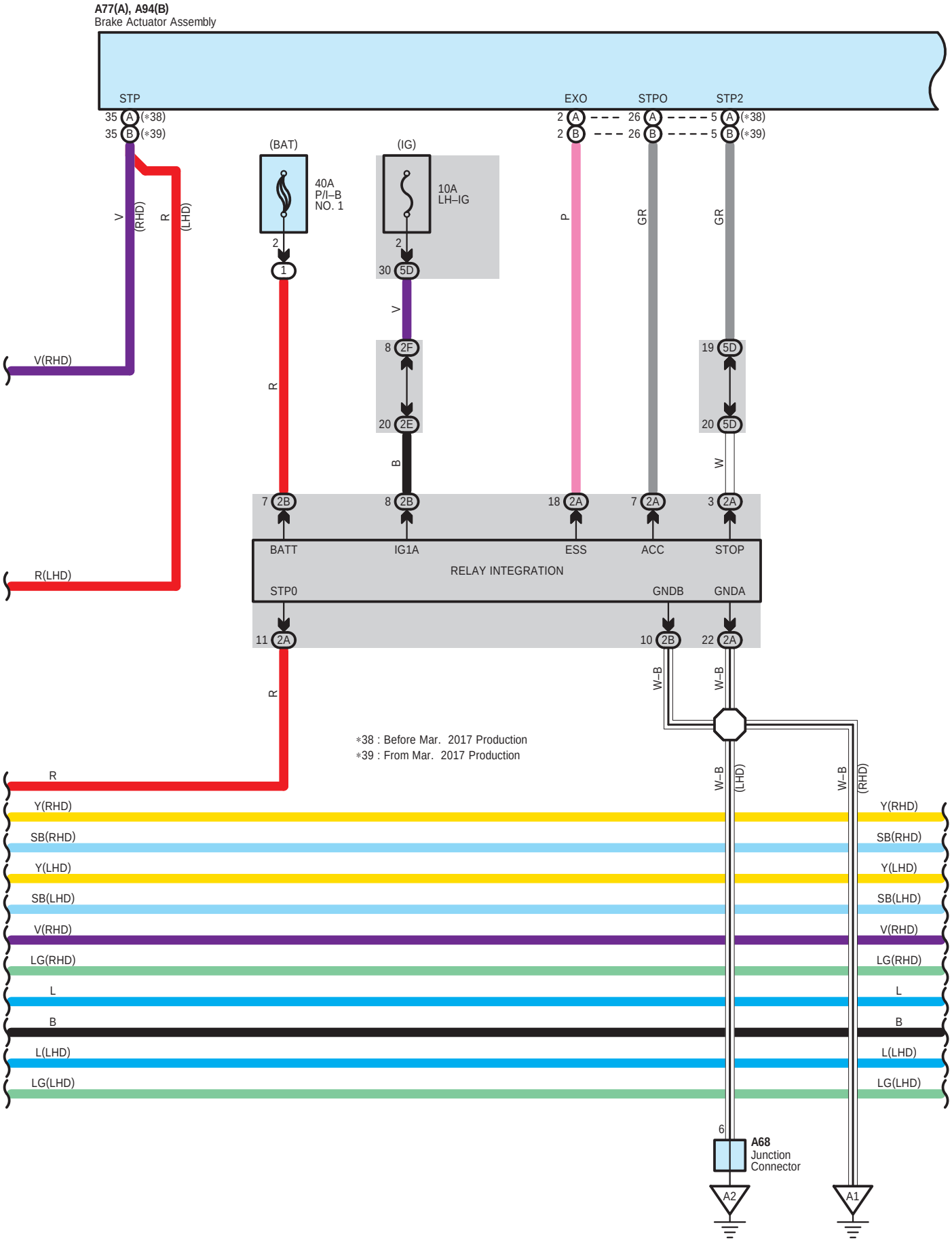
A77(A), A94(B)
Brake Actuator Assembly
STP
EXO
STPO
STP2
35 A (*38)
35 B (*39)
2 A
2 B
26 A
26 B
5 A (*38)
5 B (*39)
(BAT)
(IG)
40A
P/I–B
NO. 1
10A
LH–IG
V
(RHD)
R
(LHD)
P
GR
GR
V(RHD)
R(LHD)
BATT
IG1A
ESS
ACC
STOP
RELAY INTEGRATION
STP0
GNDB
GNDA
W–B
*38 : Before Mar. 2017 Production
*39 : From Mar. 2017 Production
Y(RHD)
SB(RHD)
Y(LHD)
SB(LHD)
V(RHD)
LG(RHD)
L
B
L(LHD)
LG(LHD)
A68
Junction
Connector
A2
A1

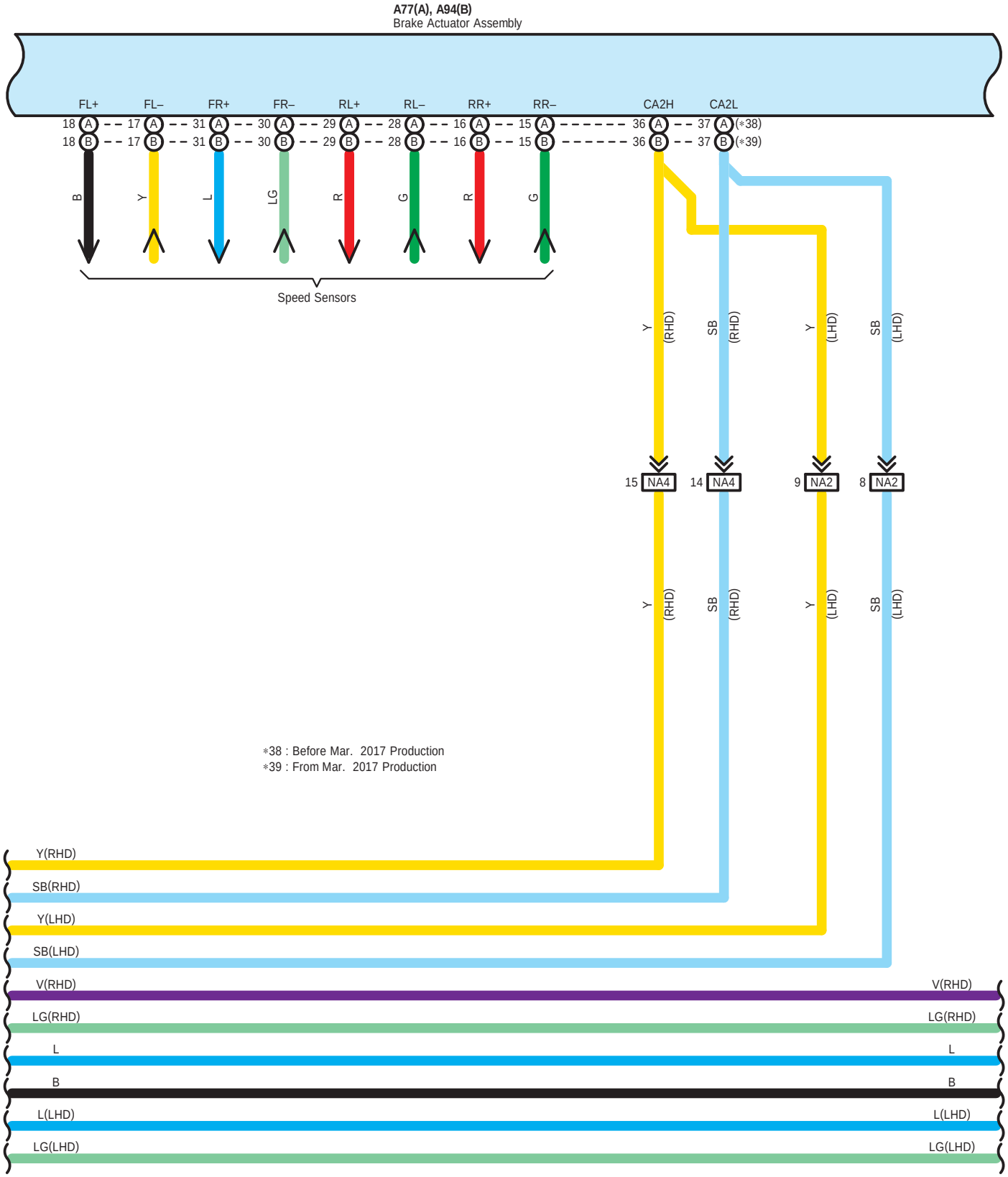
A77(A), A94(B)
Brake Actuator Assembly
FL+
FL–
FR+
FR–
RL+
RL–
RR+
RR–
CA2H
CA2L
18 A
18 B
17 A
17 B
31 A
31 B
30 A
30 B
29 A
29 B
28 A
28 B
16 A
16 B
15 A
15 B
36 A
36 B
37 A (*38)
37 B (*39)
B
Y
L
LG
R
G
R
G
Speed Sensors
Y (RHD)
SB (RHD)
Y (LHD)
SB (LHD)
15 NA4
14 NA4
9 NA2
8 NA2
Y (RHD)
SB (RHD)
Y (LHD)
SB (LHD)
*38 : Before Mar. 2017 Production
*39 : From Mar. 2017 Production
Y(RHD)
SB(RHD)
Y(LHD)
SB(LHD)
V(RHD)
V(RHD)
LG(RHD)
LG(RHD)
L
L
B
B
L(LHD)
L(LHD)
LG(LHD)
LG(LHD)

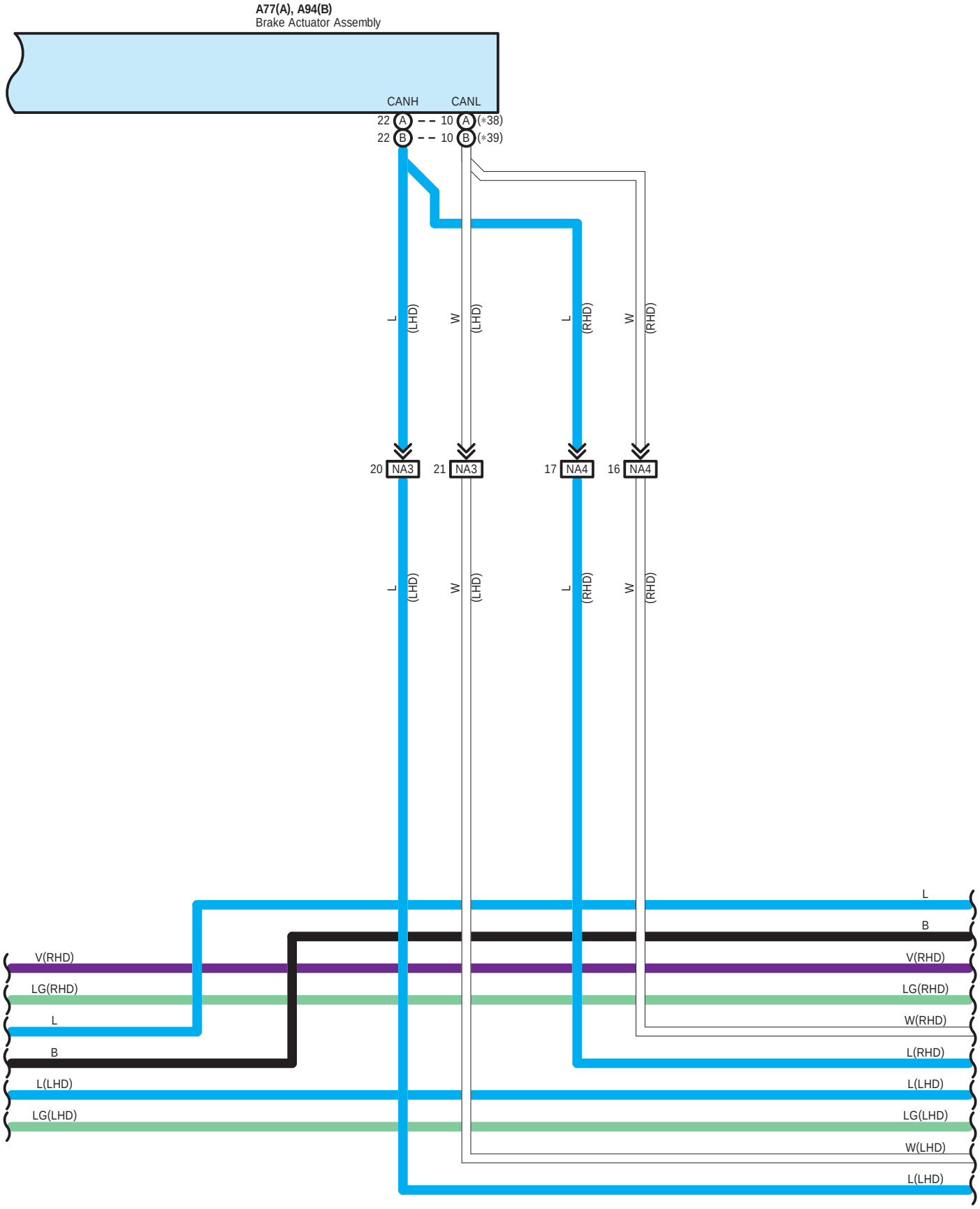
A77(A), A94(B)
Brake Actuator Assembly
CANH
CANL
22 A
10 A (*38)
22 B
10 B (*39)
L (LHD)
W (LHD)
L (RHD)
W (RHD)
20 NA3
21 NA3
17 NA4
16 NA4
L (LHD)
W (LHD)
L (RHD)
W (RHD)
V(RHD)
LG(RHD)
L
B
L(LHD)
LG(LHD)
L
B
V(RHD)
LG(RHD)
W(RHD)
L(RHD)
L(LHD)
LG(LHD)
W(LHD)
L(LHD)

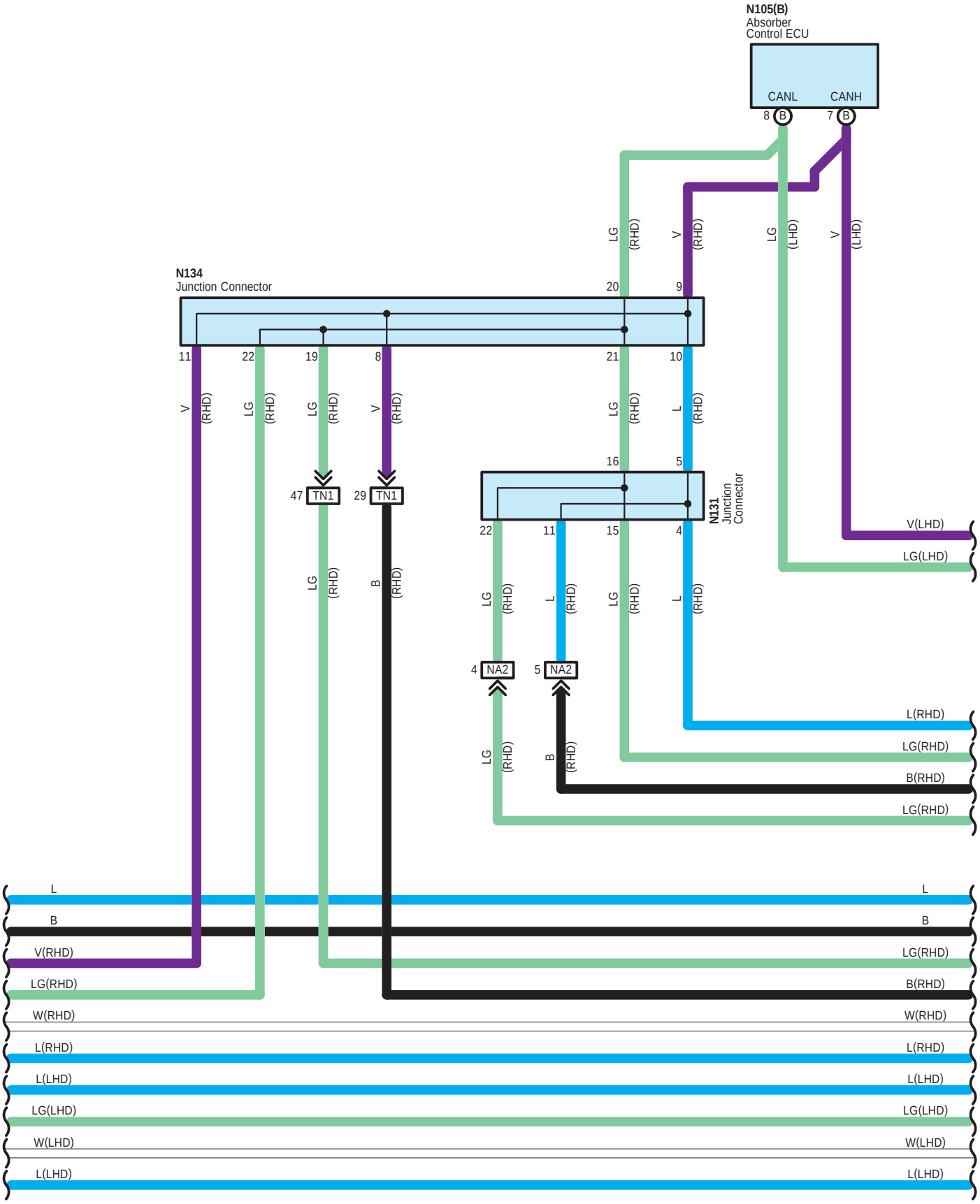
N105(B)
Absorber
Control ECU
CANL
CANH
8 B
7 B
N134
Junction Connector
N131
Junction
Connector
47 TN1
29 TN1
4 NA2
5 NA2
V(LHD)
LG(LHD)
L(RHD)
LG(RHD)
B(RHD)
LG(RHD)
L
B
V(RHD)
LG(RHD)
W(RHD)
L(RHD)
L(LHD)
LG(LHD)
W(LHD)
L(LHD)

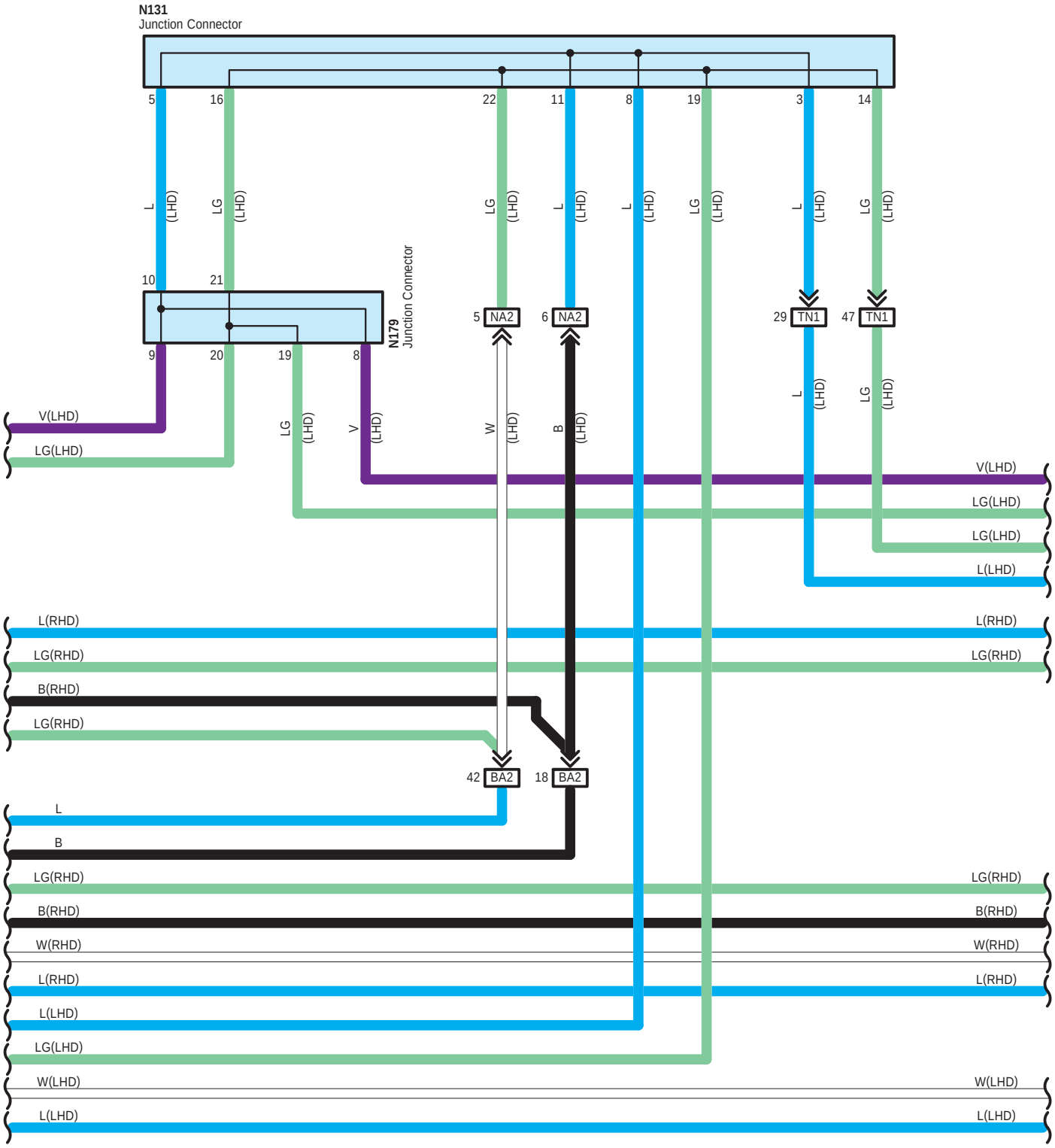
N131
Junction Connector
5
16
22
11
8
19
3
14
L (LHD)
LG (LHD)
LG (LHD)
L (LHD)
L (LHD)
LG (LHD)
L (LHD)
LG (LHD)
10
21
N179
Junction Connector
5 NA2
6 NA2
29 TN1
47 TN1
9
20
19
8
V(LHD)
LG(LHD)
LG (LHD)
V (LHD)
W (LHD)
B (LHD)
L (LHD)
LG (LHD)
V(LHD)
LG(LHD)
LG(LHD)
L(LHD)
L(RHD)
L(RHD)
LG(RHD)
LG(RHD)
B(RHD)
LG(RHD)
42 BA2
18 BA2
L
B
LG(RHD)
LG(RHD)
B(RHD)
B(RHD)
W(RHD)
W(RHD)
L(RHD)
L(RHD)
L(LHD)
LG(LHD)
W(LHD)
W(LHD)
L(LHD)
L(LHD)

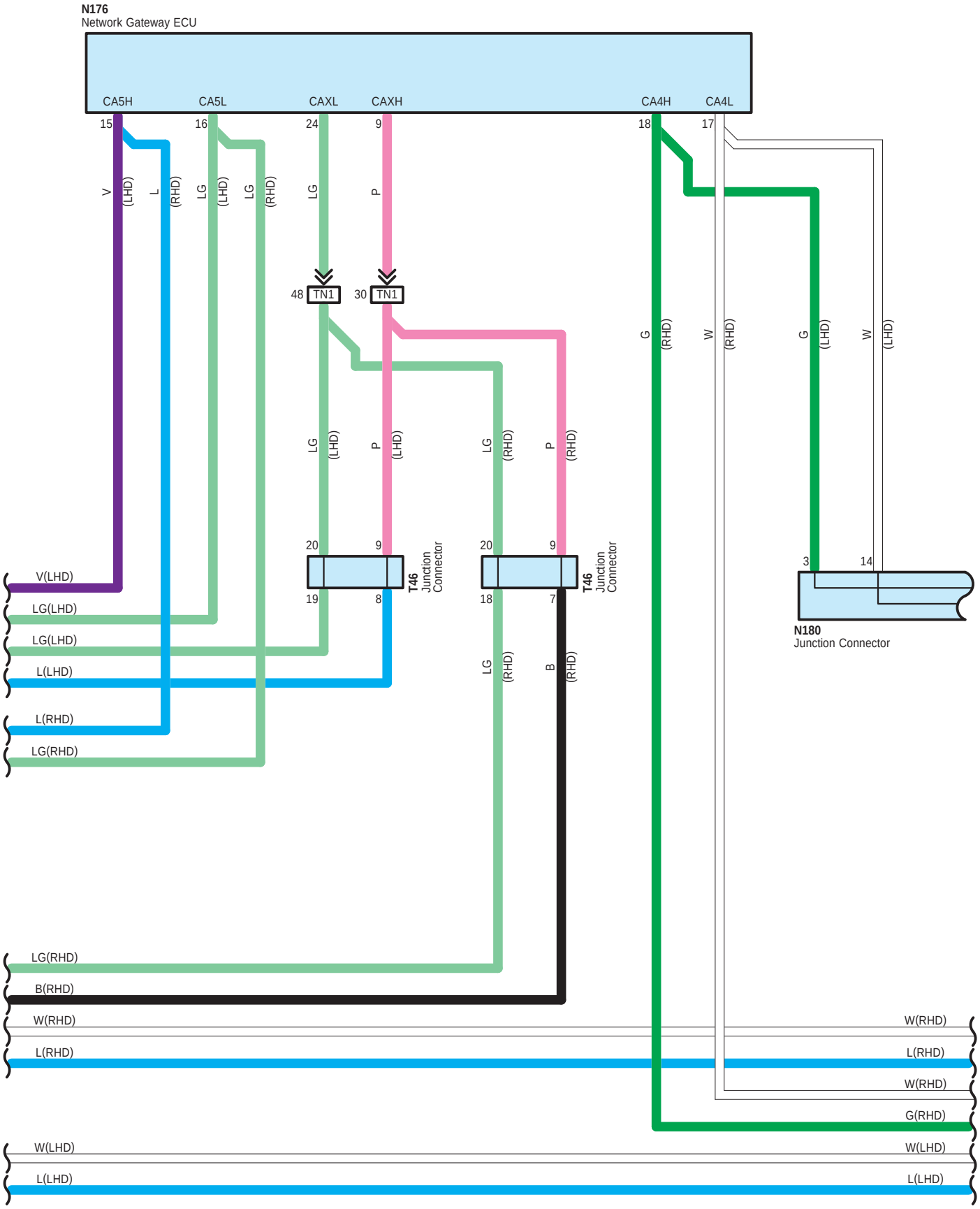
N176
Network Gateway ECU
CA5H
CA5L
CAXL
CAXH
CA4H
CA4L
15
16
24
9
18
17
V (LHD)
L (RHD)
LG (LHD)
LG (RHD)
LG
P
48 TN1
30 TN1
G (RHD)
W (RHD)
G (LHD)
W (LHD)
LG (LHD)
P (LHD)
LG (RHD)
P (RHD)
20
9
19
8
T46
Junction
Connector
20
9
18
7
T46
Junction
Connector
3
14
N180
Junction Connector
LG (RHD)
B (RHD)
V(LHD)
LG(LHD)
LG(LHD)
L(LHD)
L(RHD)
LG(RHD)
LG(RHD)
B(RHD)
W(RHD)
L(RHD)
W(RHD)
L(RHD)
W(RHD)
G(RHD)
W(LHD)
L(LHD)
W(LHD)
L(LHD)

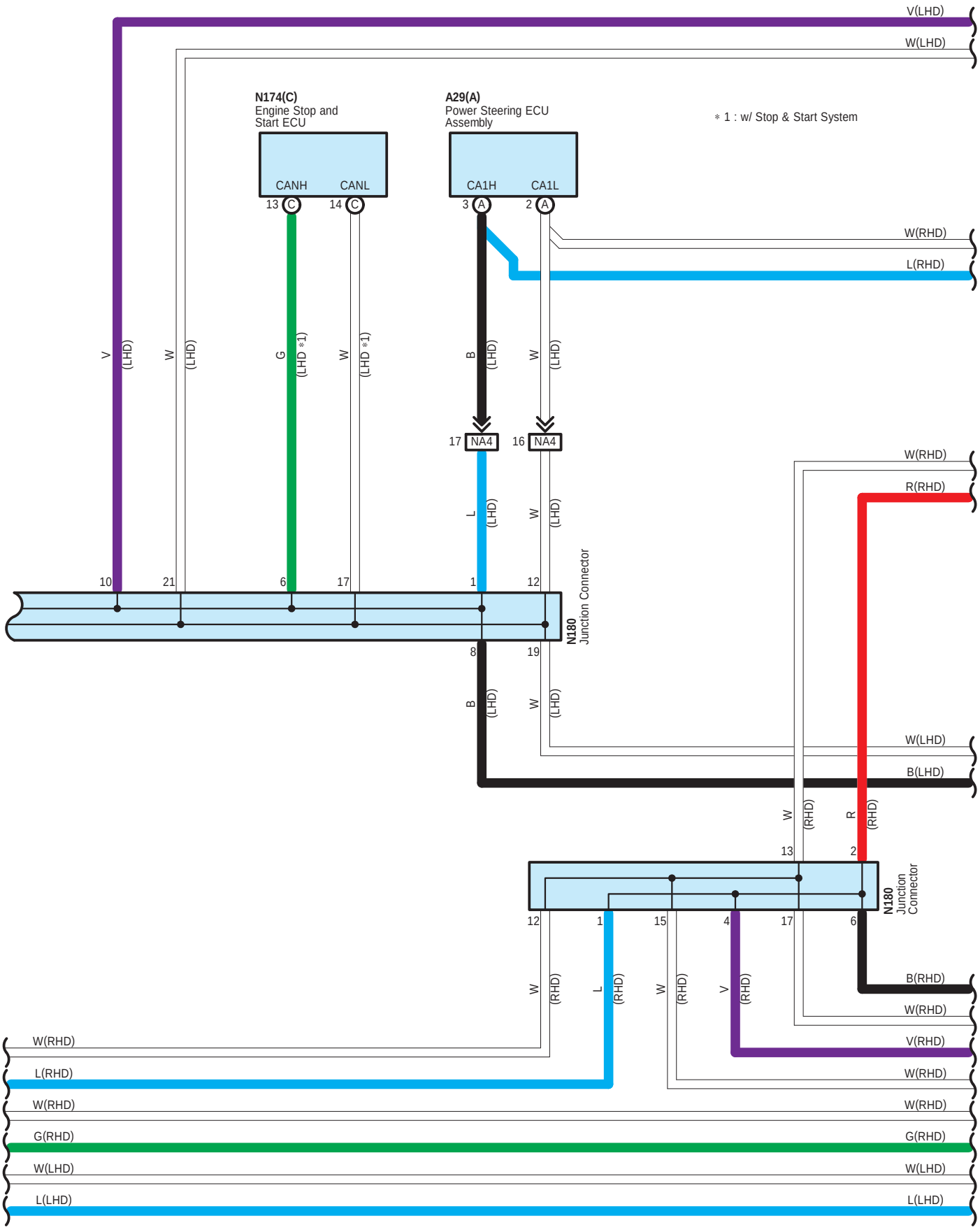
V(LHD)
W(LHD)
N174(C)
Engine Stop and
Start ECU
A29(A)
Power Steering ECU
Assembly
* 1 : w/ Stop & Start System
CANH
CANL
CA1H
CA1L
13 C
14 C
3 A
2 A
W(RHD)
L(RHD)
V (LHD)
W (LHD)
G (LHD *1)
W (LHD *1)
B (LHD)
W (LHD)
17 NA4
16 NA4
L (LHD)
W (LHD)
W(RHD)
R(RHD)
10
21
6
17
1
12
N180
Junction Connector
8
19
B (LHD)
W (LHD)
W(LHD)
B(LHD)
W (RHD)
R (RHD)
13
2
N180
Junction
Connector
12
1
15
4
17
6
W (RHD)
L (RHD)
W (RHD)
V (RHD)
B(RHD)
W(RHD)
V(RHD)
W(RHD)
W(RHD)
L(RHD)
W(RHD)
W(RHD)
G(RHD)
G(RHD)
W(LHD)
W(LHD)
L(LHD)
L(LHD)

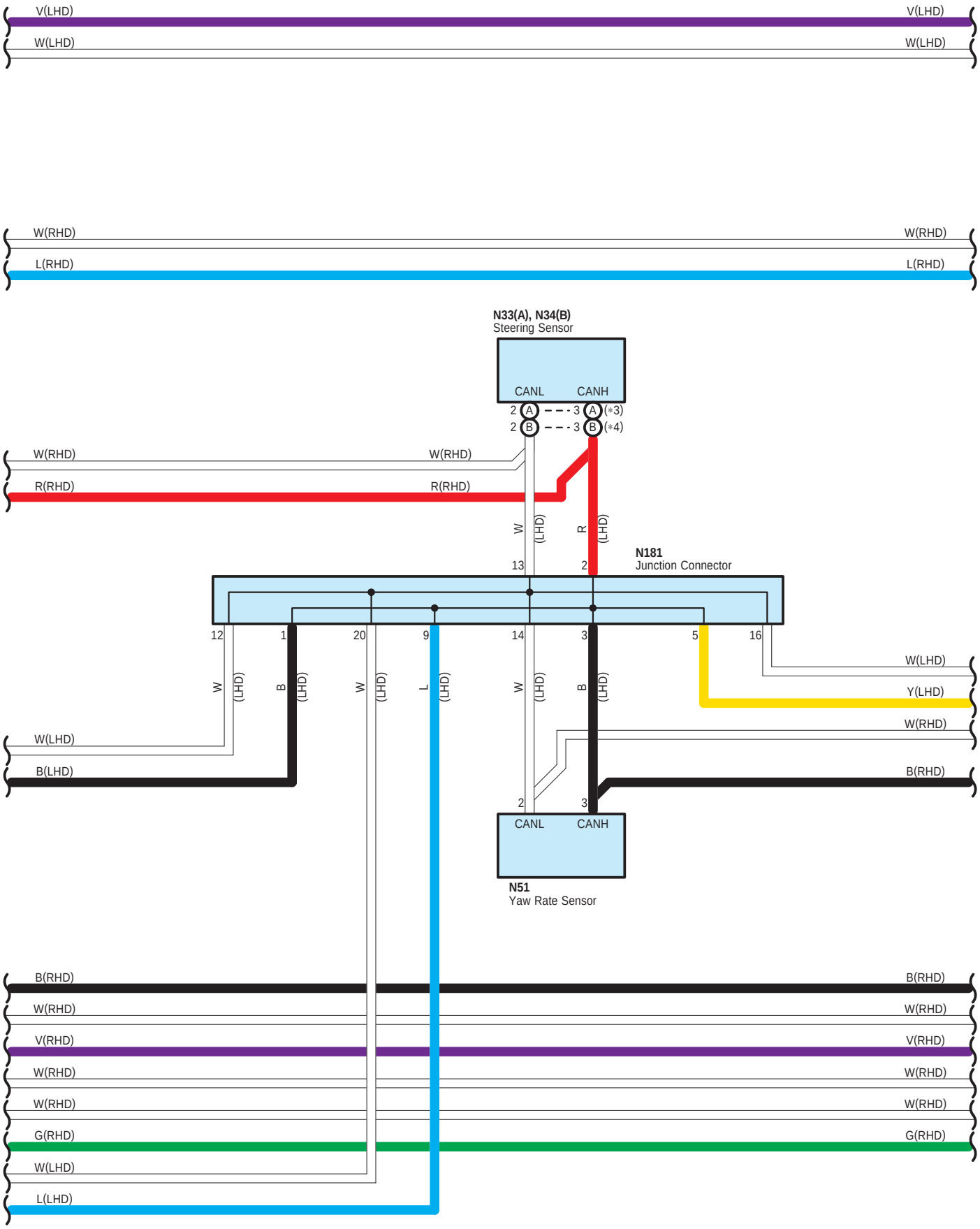
V(LHD)
W(LHD)
W(RHD)
L(RHD)
N33(A), N34(B)
Steering Sensor
CANL
CANH
2 A 3 A (*3)
2 B 3 B (*4)
R(RHD)
W
(LHD)
R
13
2
N181
Junction Connector
12
1
20
9
14
3
5
16
Y(LHD)
B(LHD)
B(RHD)
N51
Yaw Rate Sensor
G(RHD)
V(RHD)
L(LHD)

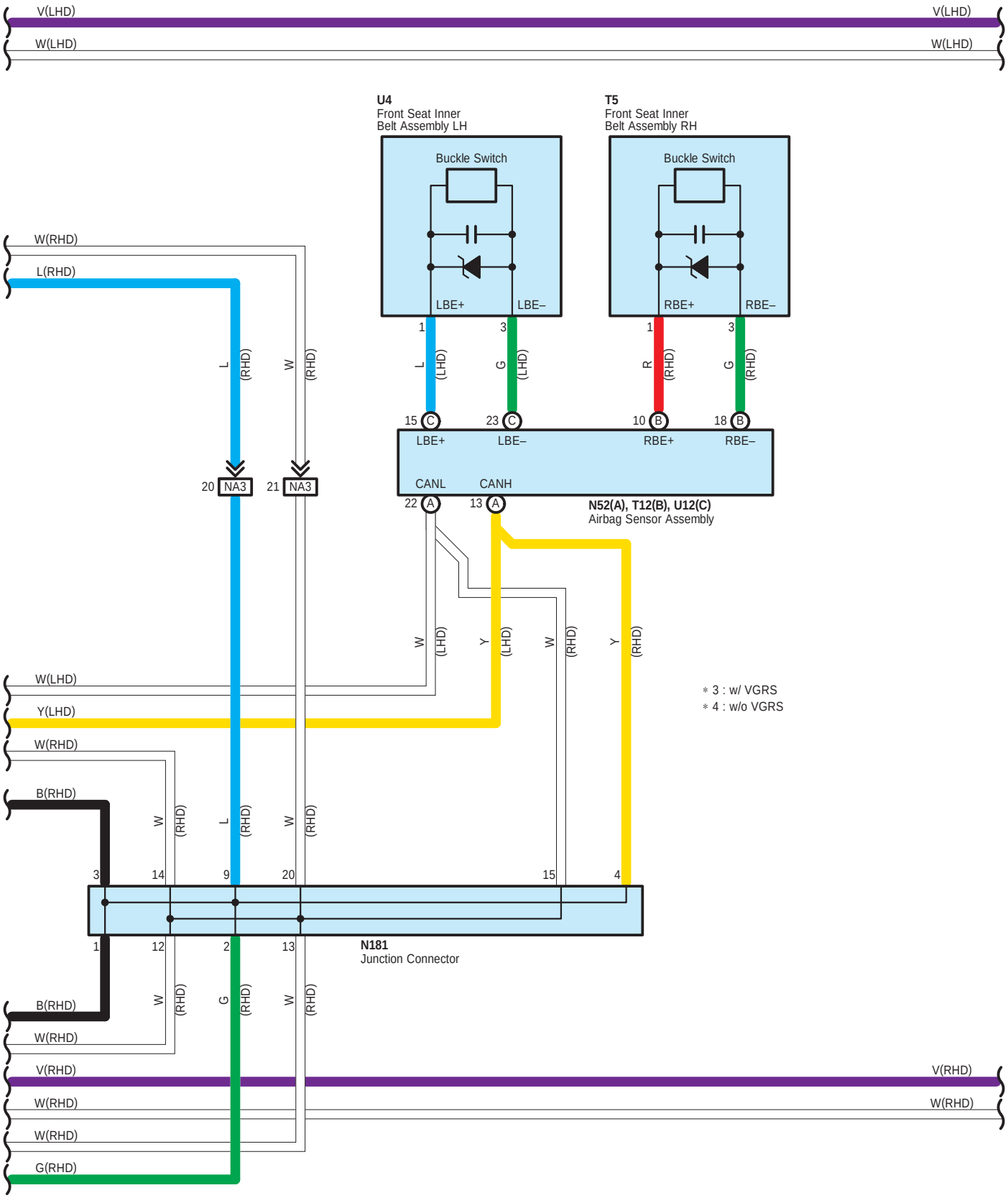
V(LHD)
W(LHD)
U4
Front Seat Inner
Belt Assembly LH
Buckle Switch
LBE+
LBE–
T5
Front Seat Inner
Belt Assembly RH
Buckle Switch
RBE+
RBE–
W(RHD)
L(RHD)
L (RHD)
W (RHD)
L (LHD)
G (LHD)
R (RHD)
G (RHD)
20 NA3
21 NA3
CANL
CANH
N52(A), T12(B), U12(C)
Airbag Sensor Assembly
W (LHD)
Y (LHD)
Y (LHD)
W (RHD)
Y (RHD)
W(LHD)
Y(LHD)
W(RHD)
B(RHD)
N181
Junction Connector
B(RHD)
W(RHD)
V(RHD)
W(RHD)
W(RHD)
G(RHD)
∗ 3 : w/ VGRS
∗ 4 : w/o VGRS

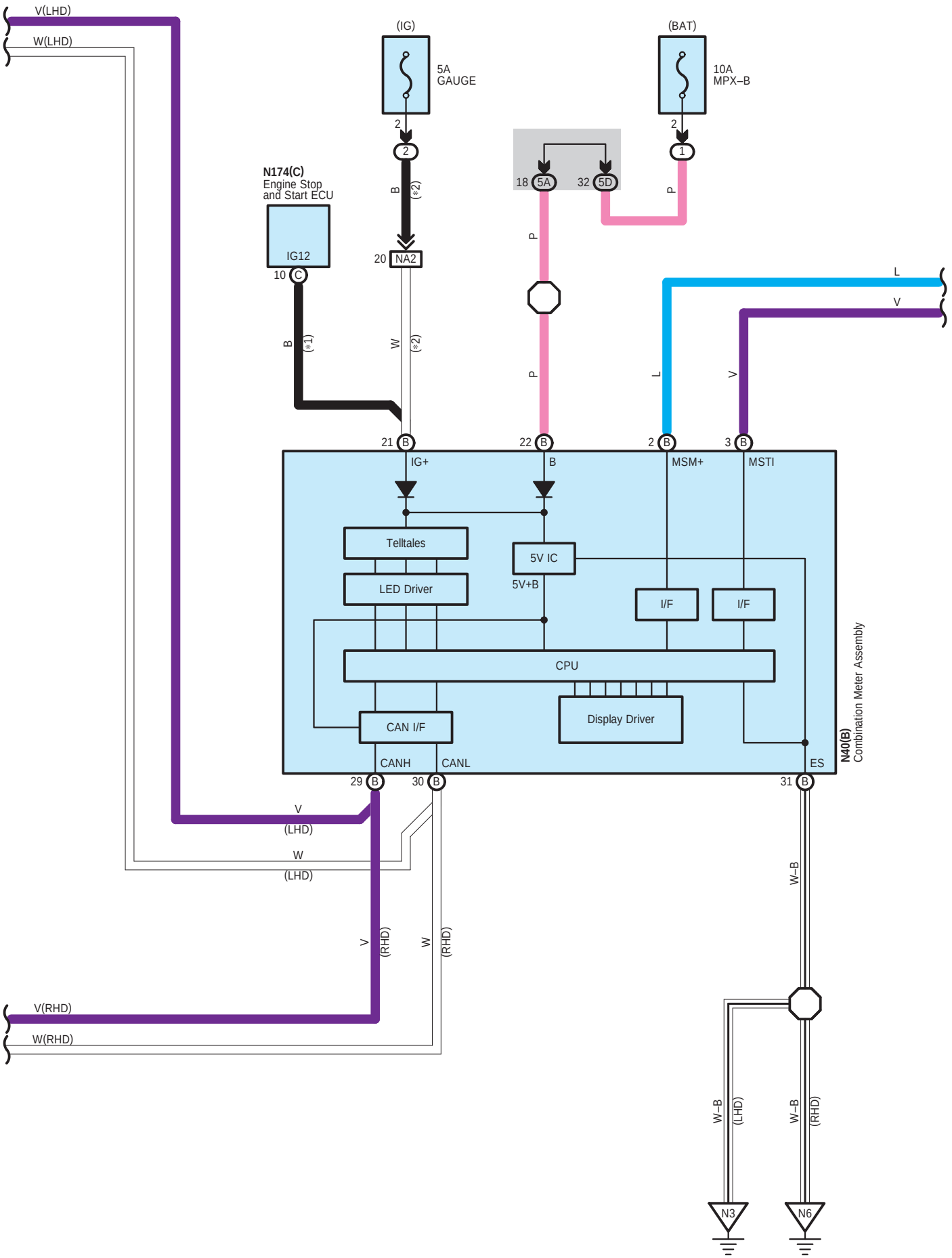
V(LHD)
W(LHD)
(IG)
5A
GAUGE
(BAT)
10A
MPX–B
N174(C)
Engine Stop
and Start ECU
IG12
NA2
5A
5D
IG+
B
MSM+
MSTI
Telltales
LED Driver
5V IC
5V+B
I/F
I/F
CPU
Display Driver
CAN I/F
CANH
CANL
ES
N40(B)
Combination Meter Assembly
V
(LHD)
W
(LHD)
V
(RHD)
W
(RHD)
V(RHD)
W(RHD)
W–B
W–B
(LHD)
W–B
(RHD)
N3
N6

∗ 1 : w/ Stop & Start System
∗ 2 : w/o Stop & Start System

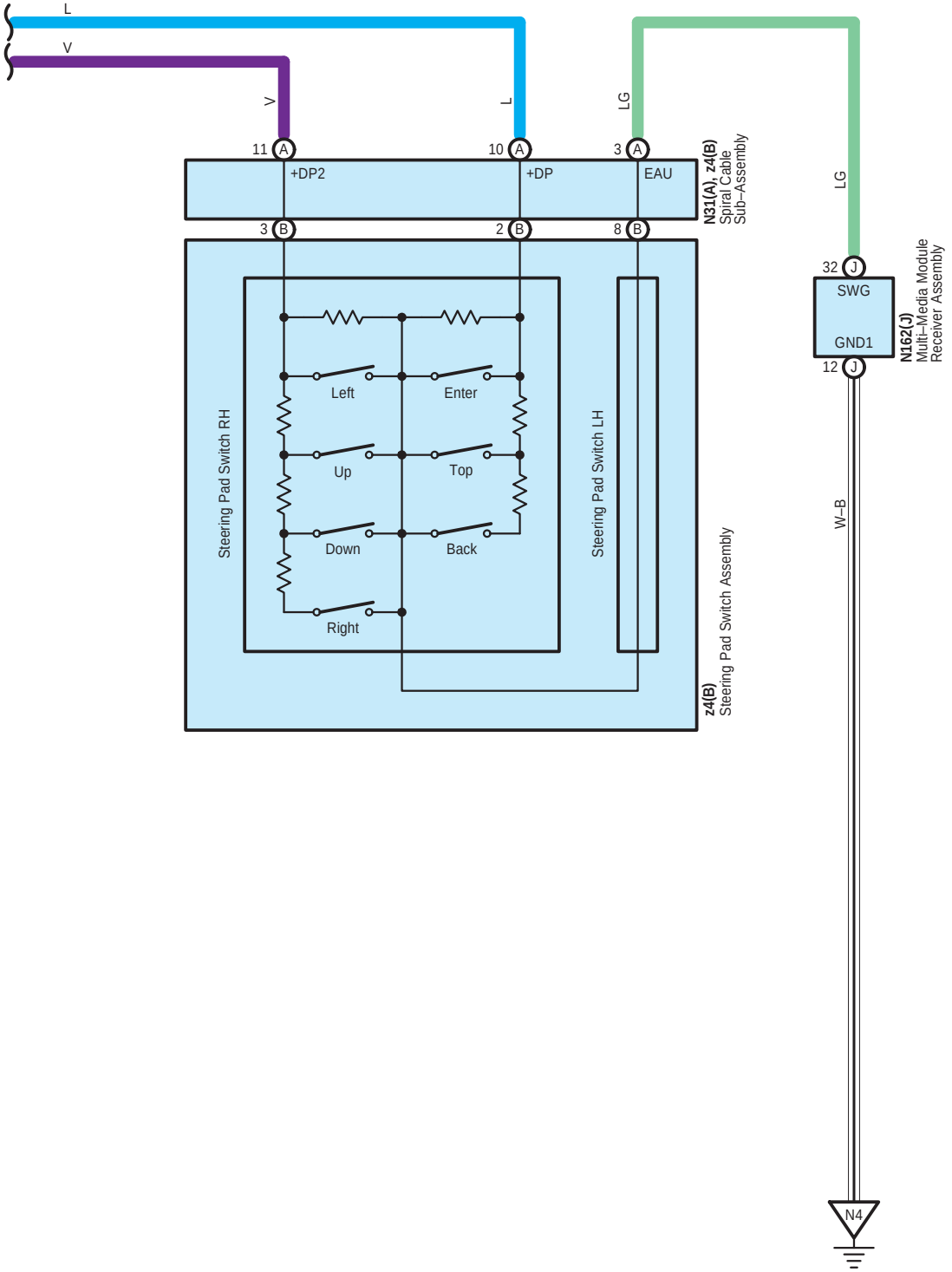

A 5
White

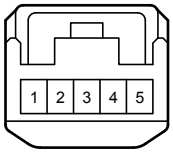

A 29
Black

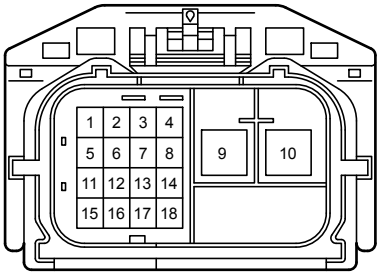

A 51
Blue

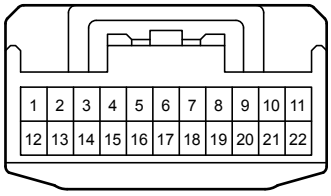

A 68
Gray

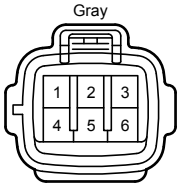

A 69
Gray

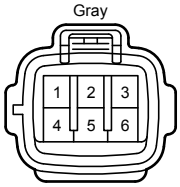

A 75
White

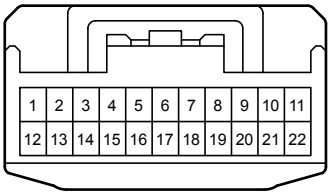

A 77
Black

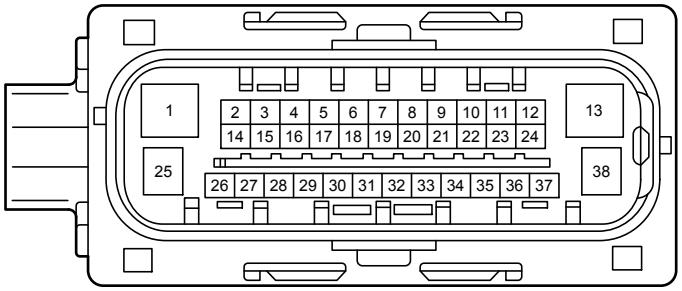

A 92
Gray

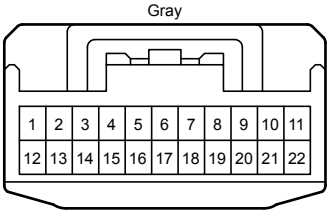

A 94
Black

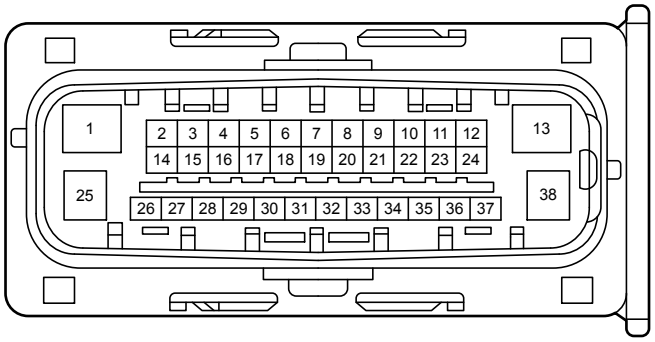

B 18
Black



N 1
Blue



N 31
Black

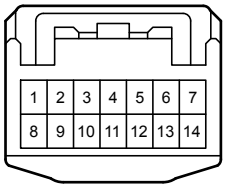

N 33
White

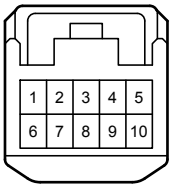

N 34
Black



N 40
Black

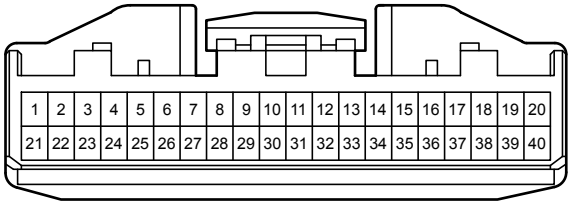

N 51
Black



N 52
Yellow

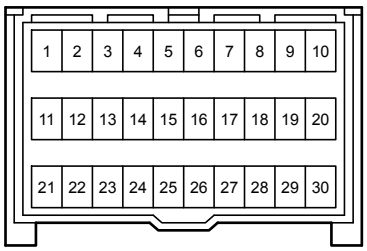

N105
Black

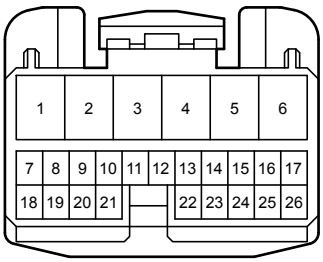

N123
Blue

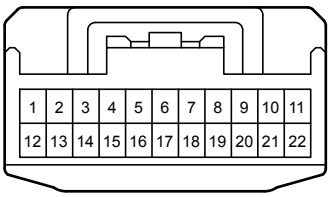

N127
Blue

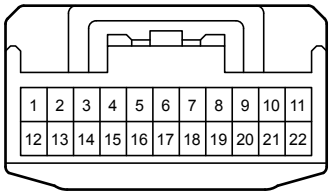

N131
Gray

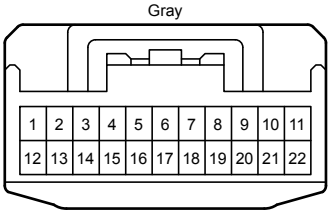

N132
Black

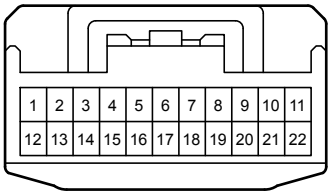

N134
Black

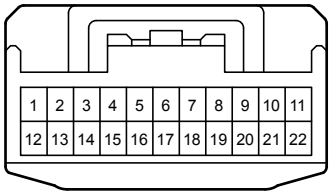

N162
White

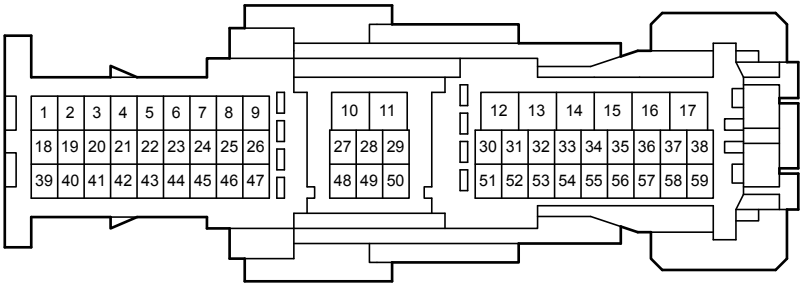

N172
White

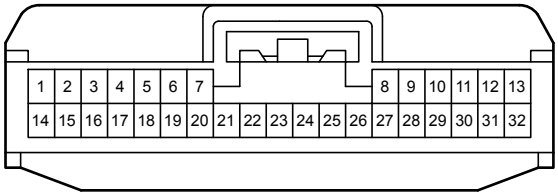

N174
Black

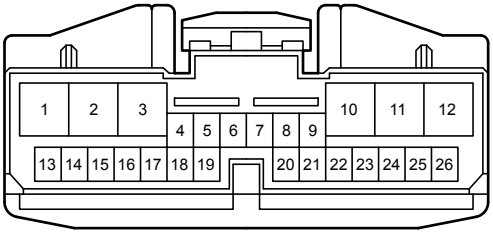

N176
Black

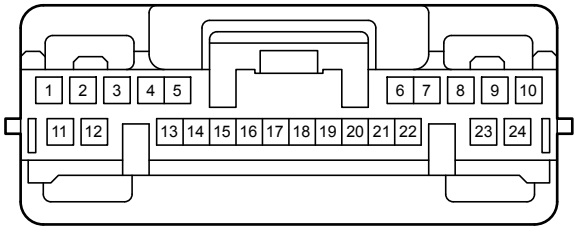

N178
Gray

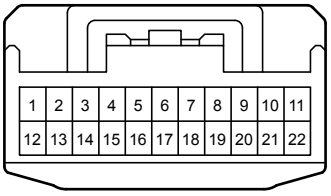

N179
Blue

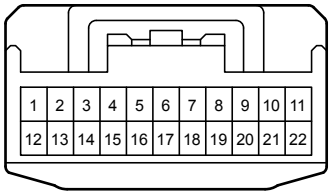

N180
Gray

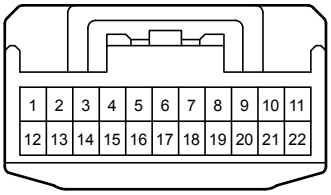

N181
Gray

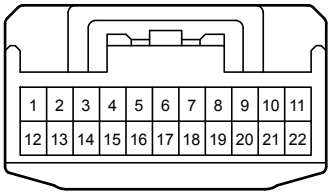

N183
Black

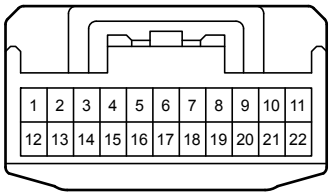

T 5
White

T 12
Yellow

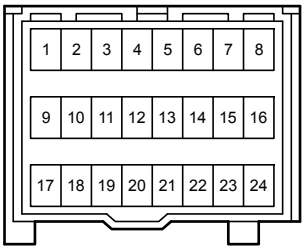

T 46
Black

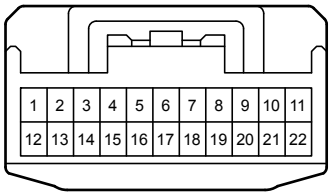

U 4
White

U 12
Yellow

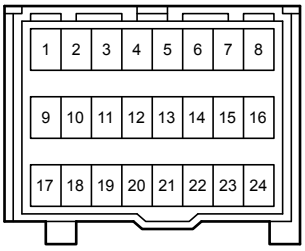

Y 18
Gray

Y 21
Black

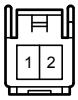

z 4
Black

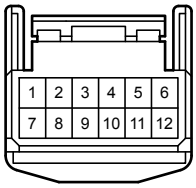

2A
Black

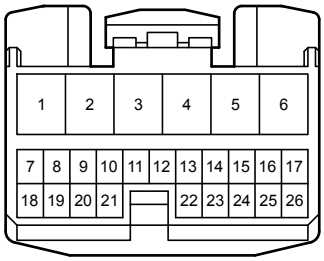

2B
Black

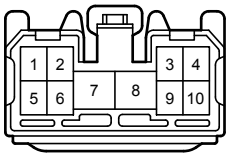

2E
White

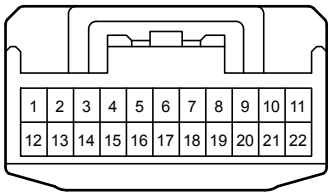

2F
White

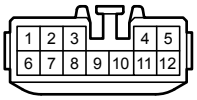

4A
White

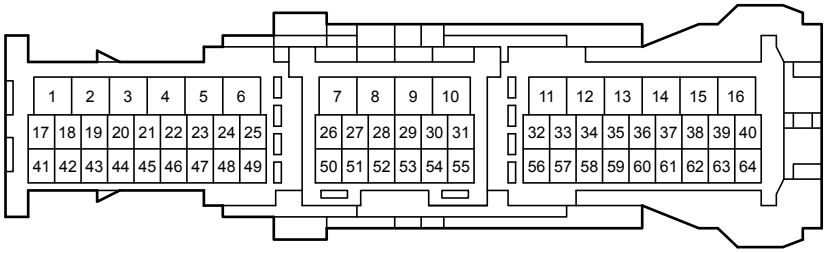

4D
White

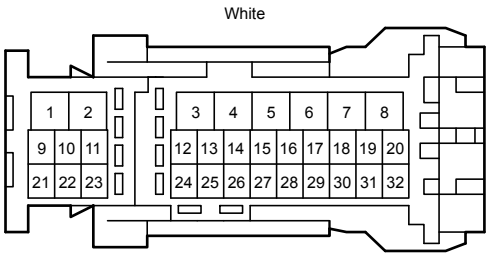

5A
White

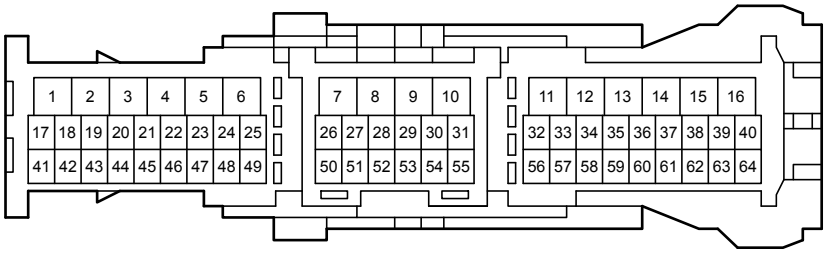

5B
White

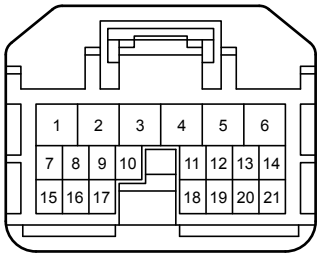

5D
White

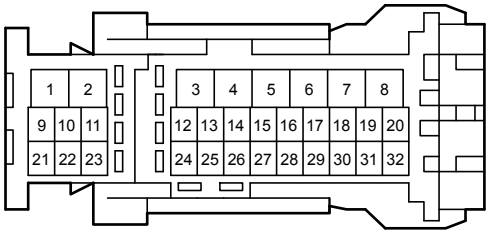

6B
White

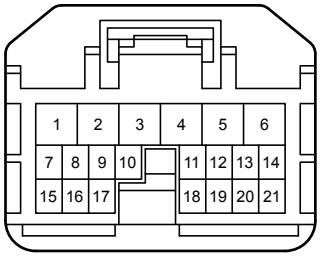

AU1
White

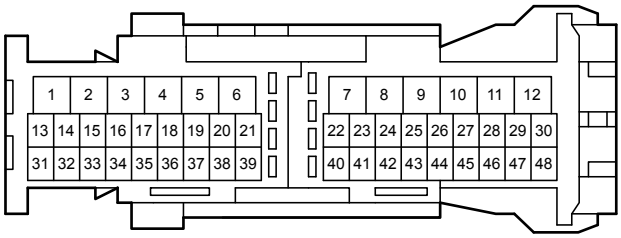

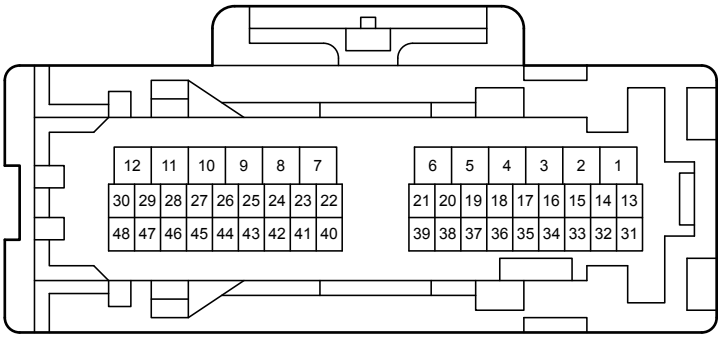

BA2
White

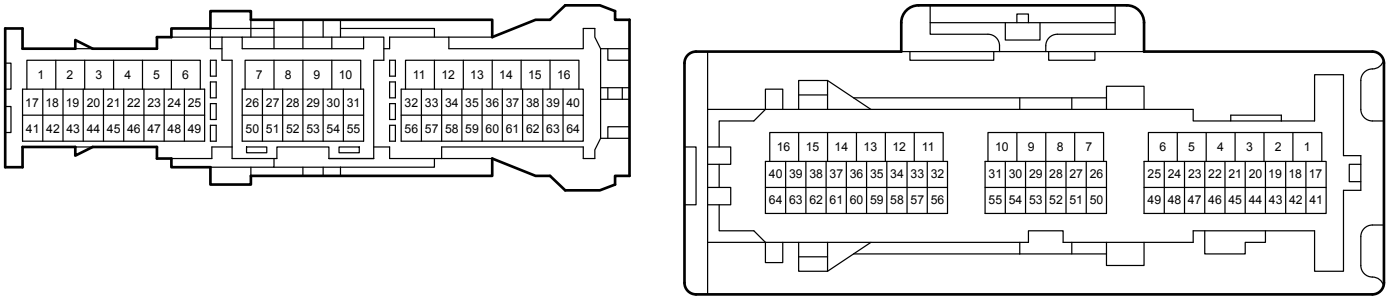

NA1
White

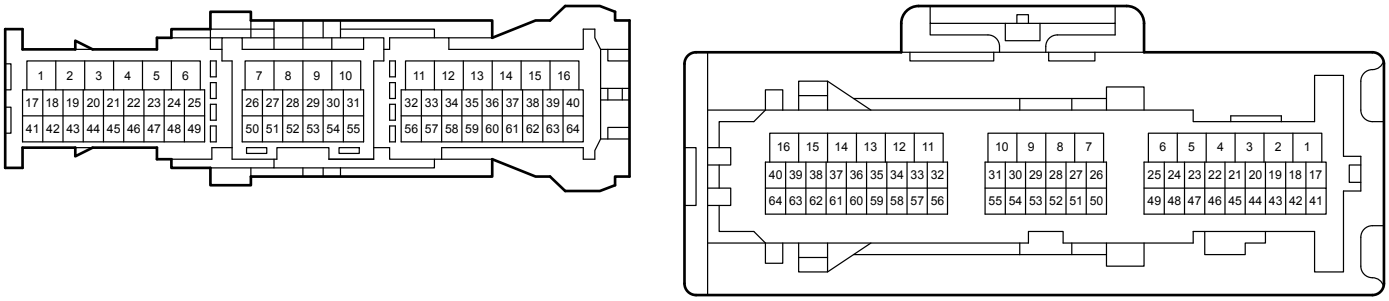

NA2
White

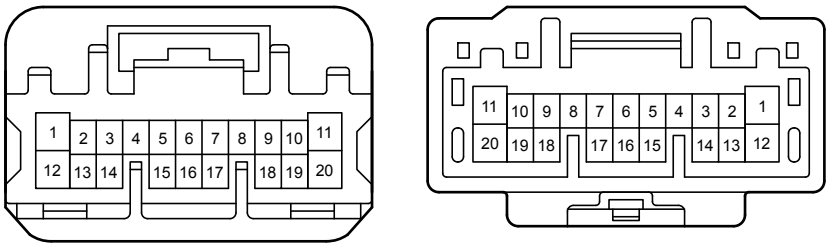

NA3
White

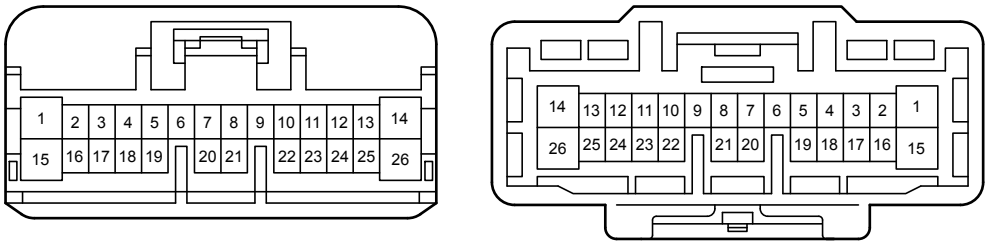

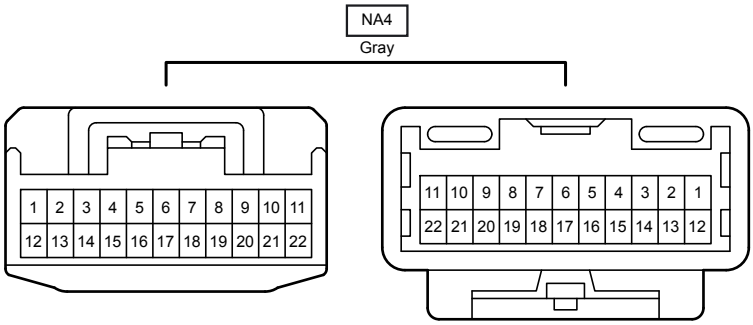
NA4
Gray
1 2 3 4 5 6 7 8 9 10 11
12 13 14 15 16 17 18 19 20 21 22
11 10 9 8 7 6 5 4 3 2 1
22 21 20 19 18 17 16 15 14 13 12

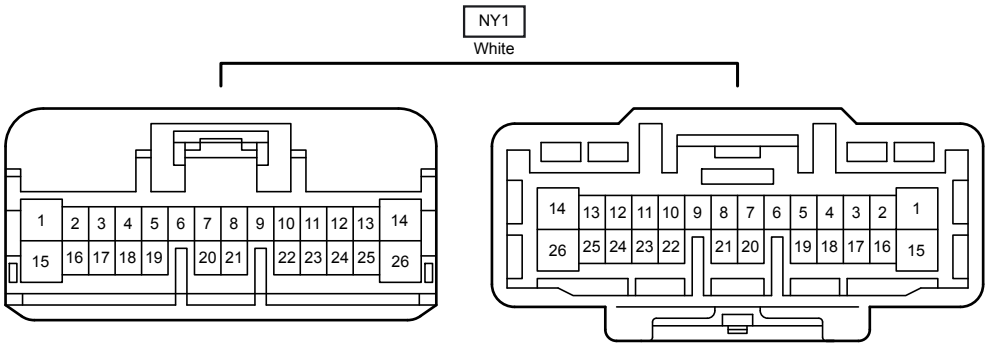
NY1
White
1 2 3 4 5 6 7 8 9 10 11 12 13 14
15 16 17 18 19 20 21 22 23 24 25 26
14 13 12 11 10 9 8 7 6 5 4 3 2 1
26 25 24 23 22 21 20 19 18 17 16 15

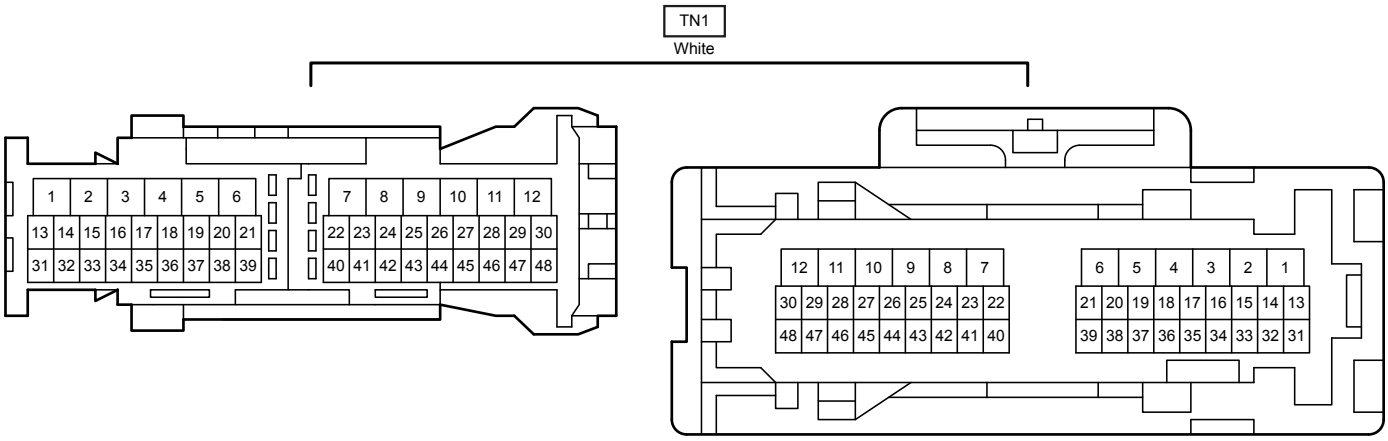
TN1
White
1 2 3 4 5 6 7 8 9 10 11 12
13 14 15 16 17 18 19 20 21 22 23 24 25 26 27 28 29 30
31 32 33 34 35 36 37 38 39 40 41 42 43 44 45 46 47 48
12 11 10 9 8 7 6 5 4 3 2 1
30 29 28 27 26 25 24 23 22 21 20 19 18 17 16 15 14 13
48 47 46 45 44 43 42 41 40 39 38 37 36 35 34 33 32 31