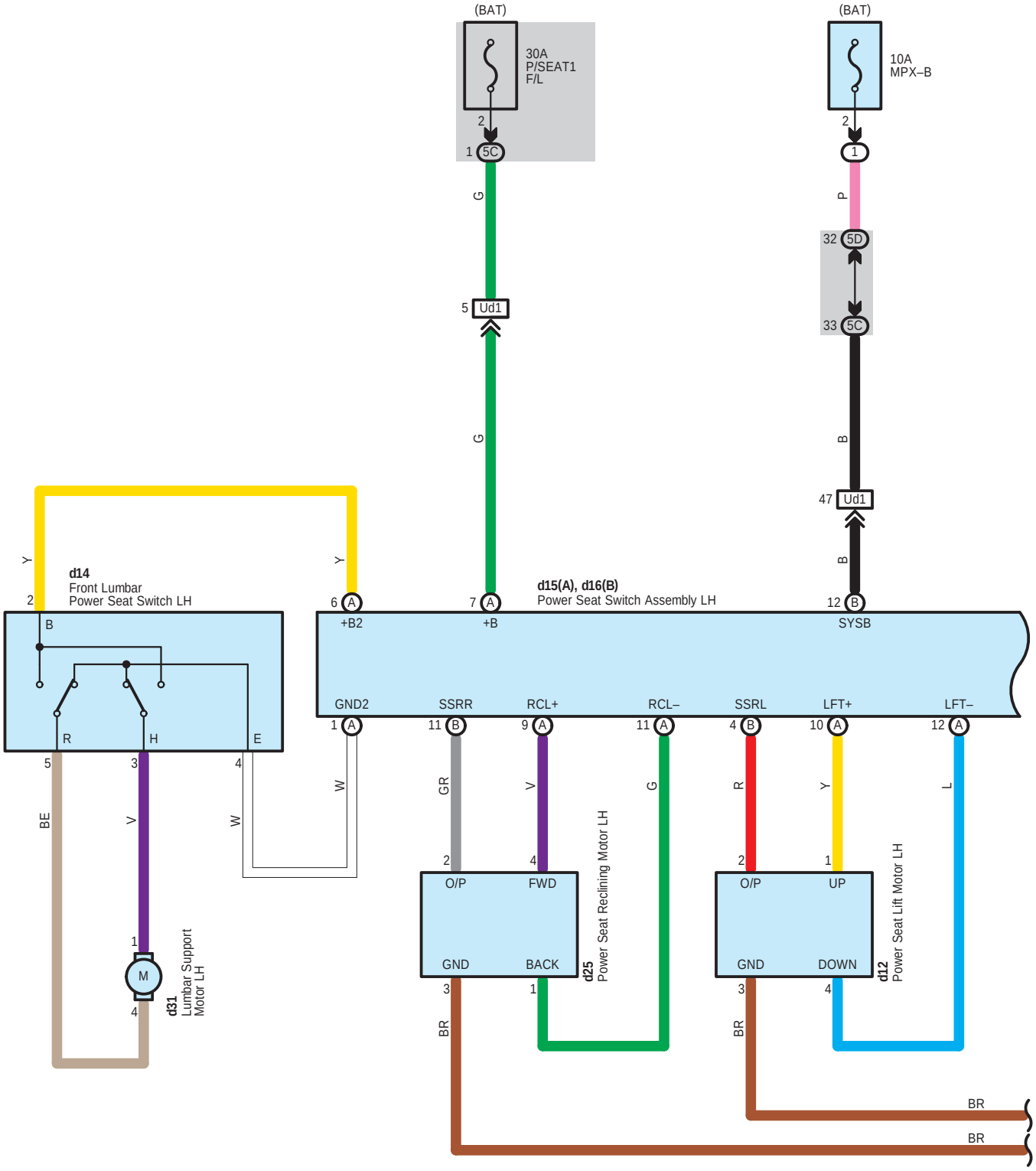
(BAT)
30A
P/SEAT1
F/L
2
1 5C
G
5 Ud1
G
(BAT)
10A
MPX–B
2
1
P
32 5D
33 5C
B
47 Ud1
B
Y
d14
Front Lumbar
Power Seat Switch LH
2
B
R
H
E
5
3
4
BE
V
W
1
M
4
d31
Lumbar Support
Motor LH
Y
6 A
+B2
7 A
+B
d15(A), d16(B)
Power Seat Switch Assembly LH
12 B
SYSB
GND2
SSRR
RCL+
RCL–
SSRL
LFT+
LFT–
1 A
11 B
9 A
11 A
4 B
10 A
12 A
W
GR
V
G
R
Y
L
2
4
O/P
FWD
GND
BACK
d25
Power Seat Reclining Motor LH
2
1
O/P
UP
GND
DOWN
d12
Power Seat Lift Motor LH
3
1
3
4
BR
BR
BR
BR

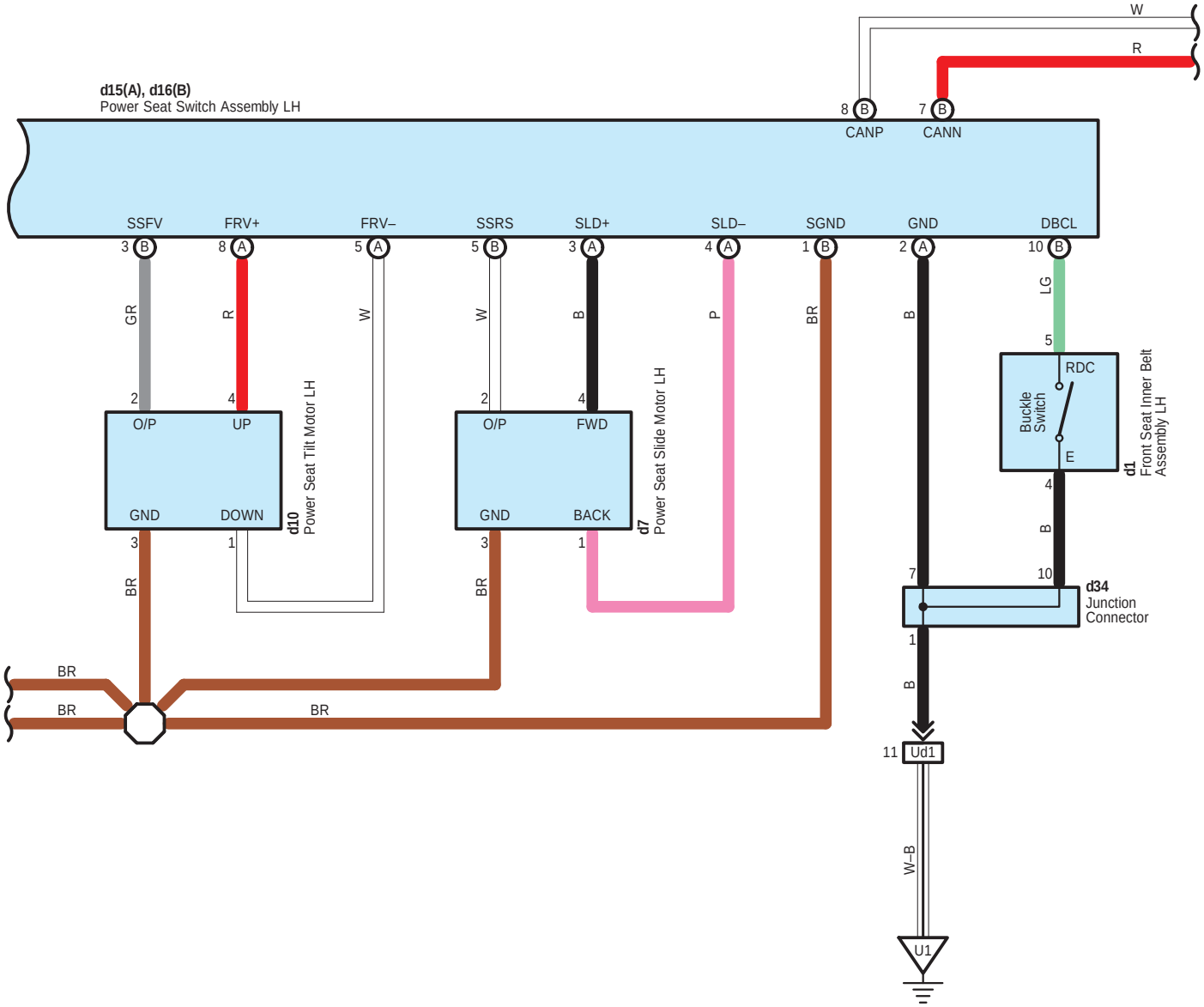
d15(A), d16(B)
Power Seat Switch Assembly LH
W
R
8 B CANP
7 B CANN
SSFV
FRV+
FRV–
SSRS
SLD+
SLD–
SGND
GND
DBCL
3 B
8 A
5 A
5 B
3 A
4 A
1 B
2 A
10 B
GR
R
W
W
B
P
BR
B
LG
2
4
O/P
UP
GND
DOWN
d10
Power Seat Tilt Motor LH
2
4
O/P
FWD
GND
BACK
d7
Power Seat Slide Motor LH
3
1
3
1
BR
BR
5
RDC
Buckle Switch
E
d1
Front Seat Inner Belt Assembly LH
4
B
7
10
d34
Junction Connector
1
B
BR
BR
BR
11 Ud1
W–B
U1

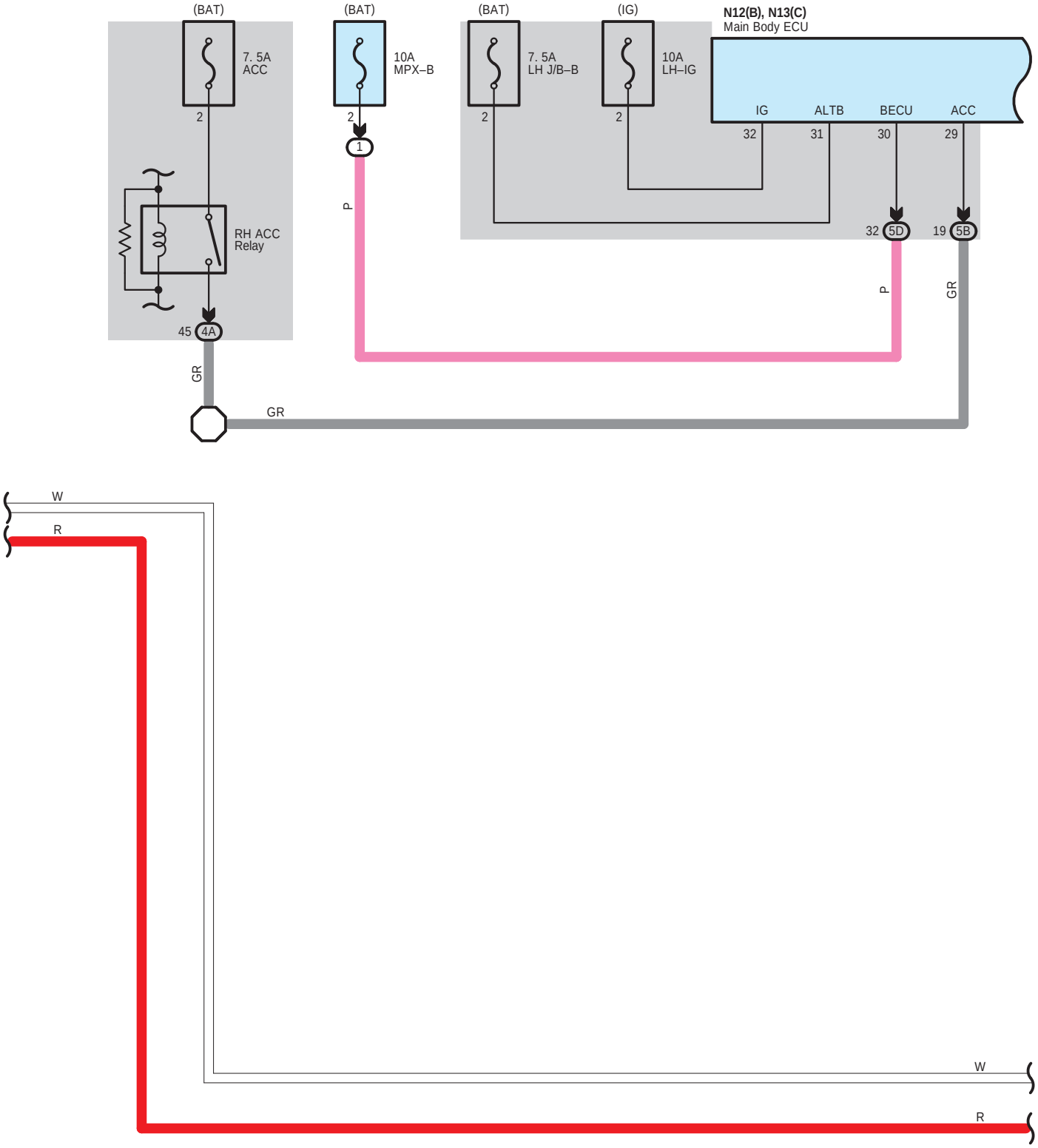
(BAT)
7. 5A
ACC
2
RH ACC
Relay
45
4A
GR
(BAT)
10A
MPX–B
2
1
P
(BAT)
7. 5A
LH J/B–B
2
(IG)
10A
LH–IG
2
N12(B), N13(C)
Main Body ECU
IG
ALTB
BECU
ACC
32
31
30
29
32
5D
19
5B
P
GR
GR
W
R
W
R

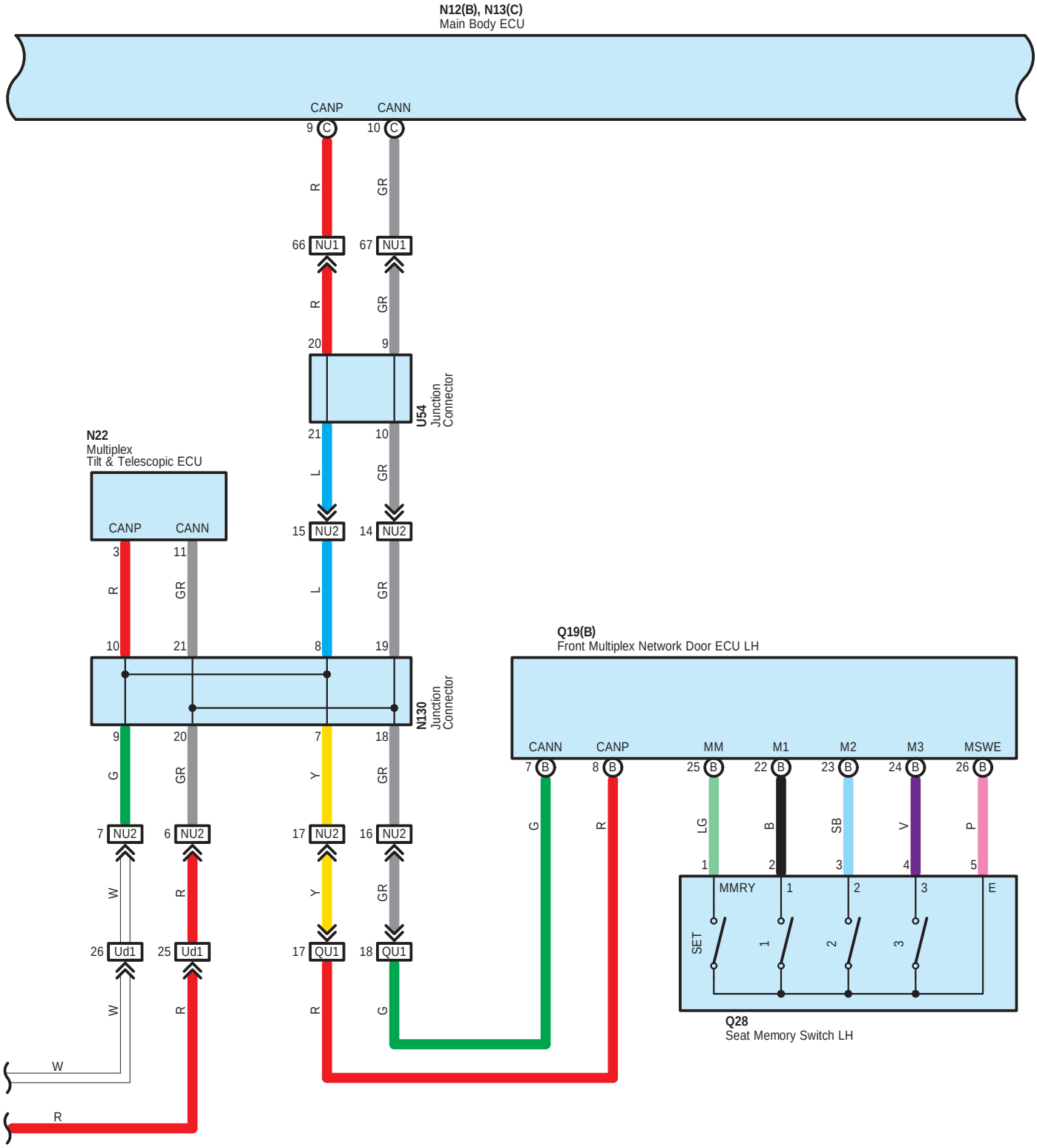
N12(B), N13(C)
Main Body ECU
CANP
CANN
9 C
10 C
R
GR
66 NU1
67 NU1
R
GR
20
9
U54
Junction
Connector
21
10
L
GR
15 NU2
14 NU2
N22
Multiplex
Tilt & Telescopic ECU
CANP
CANN
3
11
R
GR
L
GR
10
21
8
19
N130
Junction
Connector
9
20
7
18
G
GR
Y
GR
7 NU2
6 NU2
17 NU2
16 NU2
W
R
Y
GR
26 Ud1
25 Ud1
17 QU1
18 QU1
W
R
R
G
W
R
Q19(B)
Front Multiplex Network Door ECU LH
CANN
CANP
MM
M1
M2
M3
MSWE
7 B
8 B
25 B
22 B
23 B
24 B
26 B
G
R
LG
B
SB
V
P
1
2
3
4
5
MMRY
1
2
3
E
SET
1
2
3
Q28
Seat Memory Switch LH

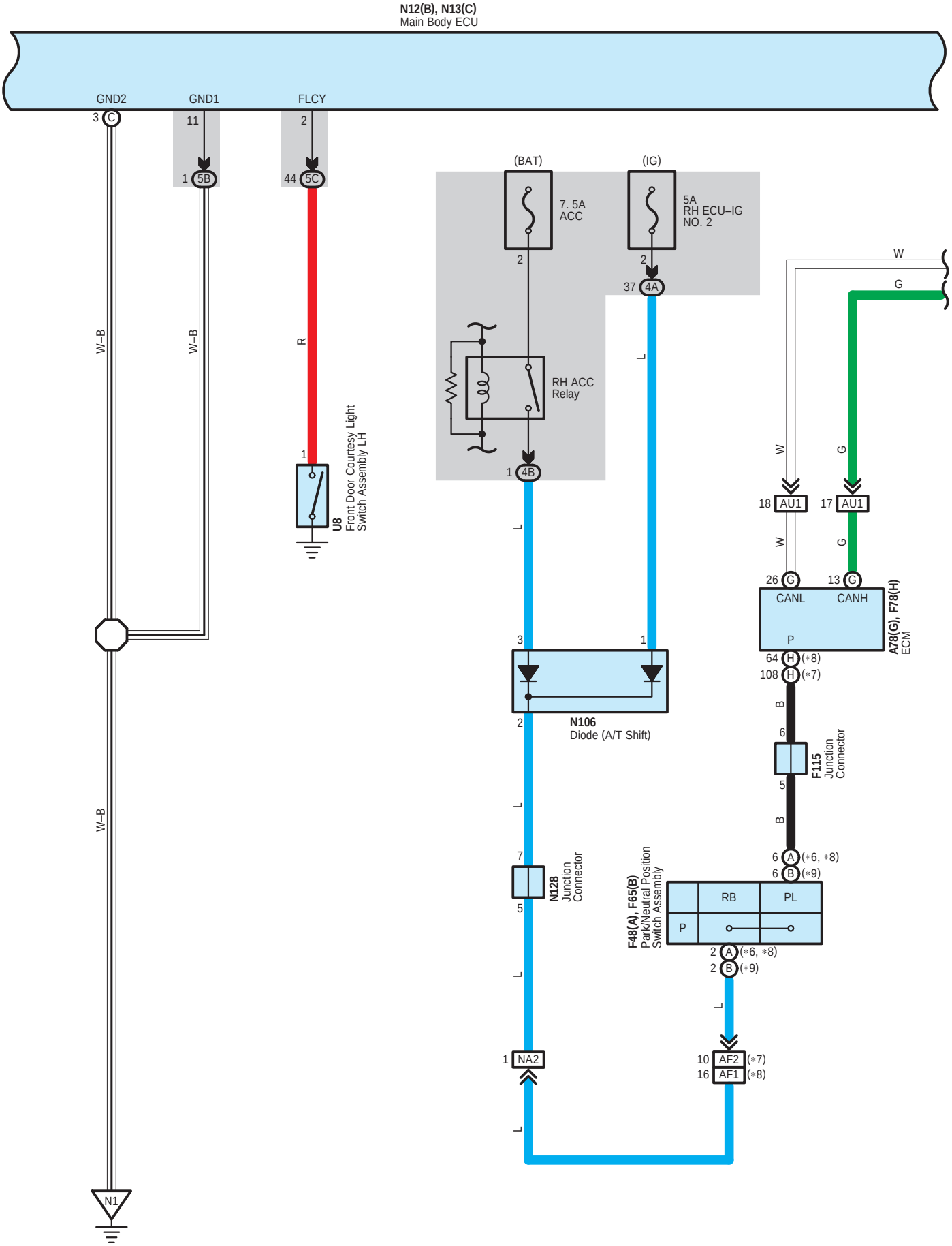
N12(B), N13(C)
Main Body ECU
GND2
GND1
FLCY
3 C
11
1 5B
2
44 5C
W–B
W–B
R
1
U8
Front Door Courtesy Light Switch Assembly LH
(BAT)
(IG)
7. 5A
ACC
5A
RH ECU–IG
NO. 2
2
2
37 4A
RH ACC
Relay
1 4B
L
L
W
G
W
G
18 AU1
17 AU1
W
G
26 G
13 G
CANL
CANH
P
A78(G), F78(H)
ECM
64 H (*8)
108 H (*7)
B
6
F115
Junction Connector
5
B
3
1
2
N106
Diode (A/T Shift)
L
7
N128
Junction Connector
5
L
F48(A), F65(B)
Park/Neutral Position Switch Assembly
RB
PL
P
6 A (*6, *8)
6 B (*9)
2 A (*6, *8)
2 B (*9)
L
1 NA2
10 AF2 (*7)
16 AF1 (*8)
L
W–B
N1

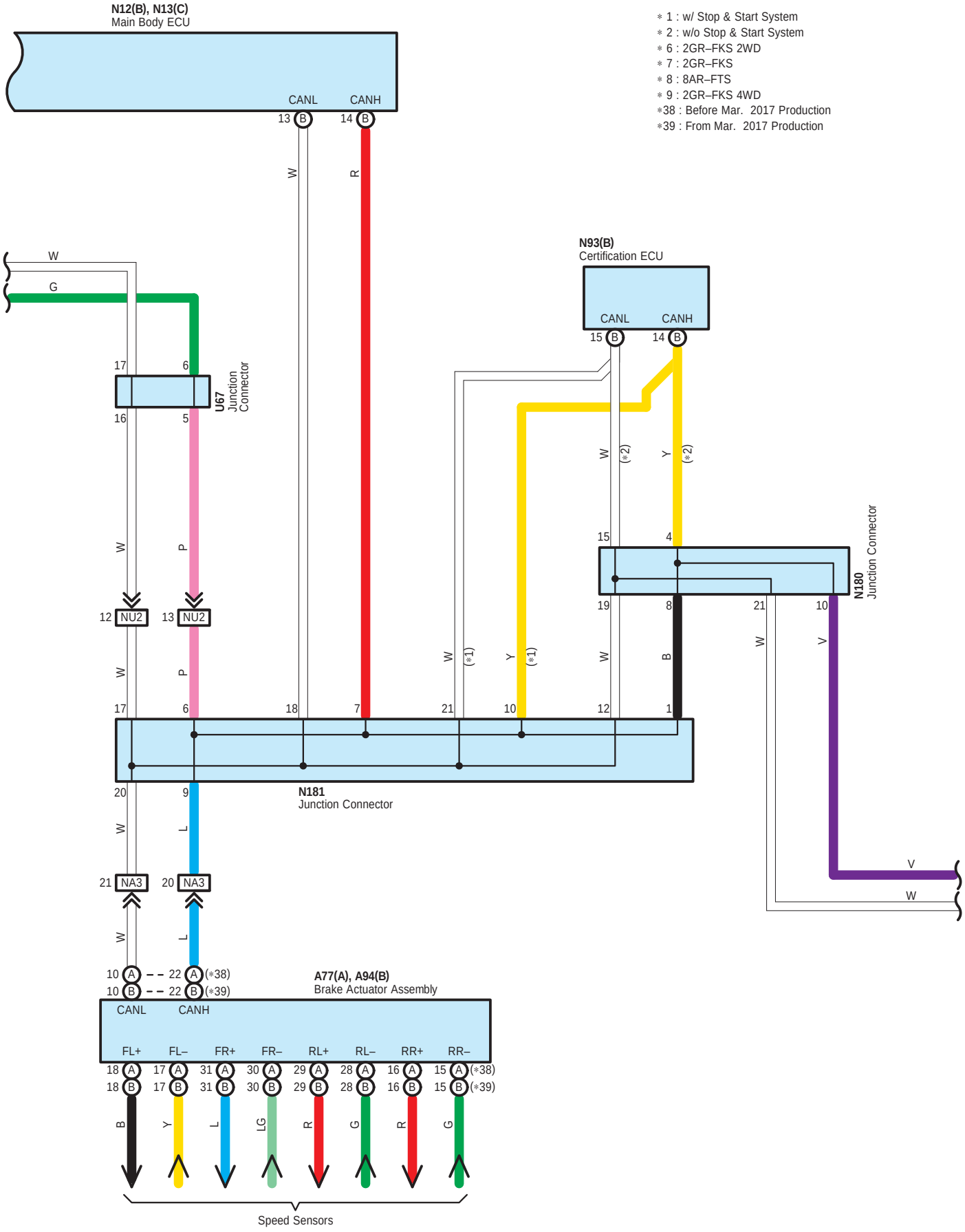
N12(B), N13(C)
Main Body ECU
CANL
CANH
13 B
14 B
W
R
∗ 1 : w/ Stop & Start System
∗ 2 : w/o Stop & Start System
∗ 6 : 2GR–FKS 2WD
∗ 7 : 2GR–FKS
∗ 8 : 8AR–FTS
∗ 9 : 2GR–FKS 4WD
∗38 : Before Mar. 2017 Production
∗39 : From Mar. 2017 Production
N93(B)
Certification ECU
CANL
CANH
15 B
14 B
W
G
17
6
16
5
U67
Junction
Connector
W
P
12 NU2
13 NU2
W
P
17
6
18
7
21
10
12
1
W
(∗1)
Y
(∗1)
W
(∗2)
Y
(∗2)
15
4
19
8
21
10
N180
Junction Connector
W
B
W
V
20
9
N181
Junction Connector
W
L
21 NA3
20 NA3
W
L
V
W
10 A
10 B
22 A (∗38)
22 B (∗39)
A77(A), A94(B)
Brake Actuator Assembly
CANL
CANH
FL+
FL–
FR+
FR–
RL+
RL–
RR+
RR–
18 A
18 B
17 A
17 B
31 A
31 B
30 A
30 B
29 A
29 B
28 A
28 B
16 A
16 B
15 A (∗38)
15 B (∗39)
B
Y
L
LG
R
G
R
G
Speed Sensors

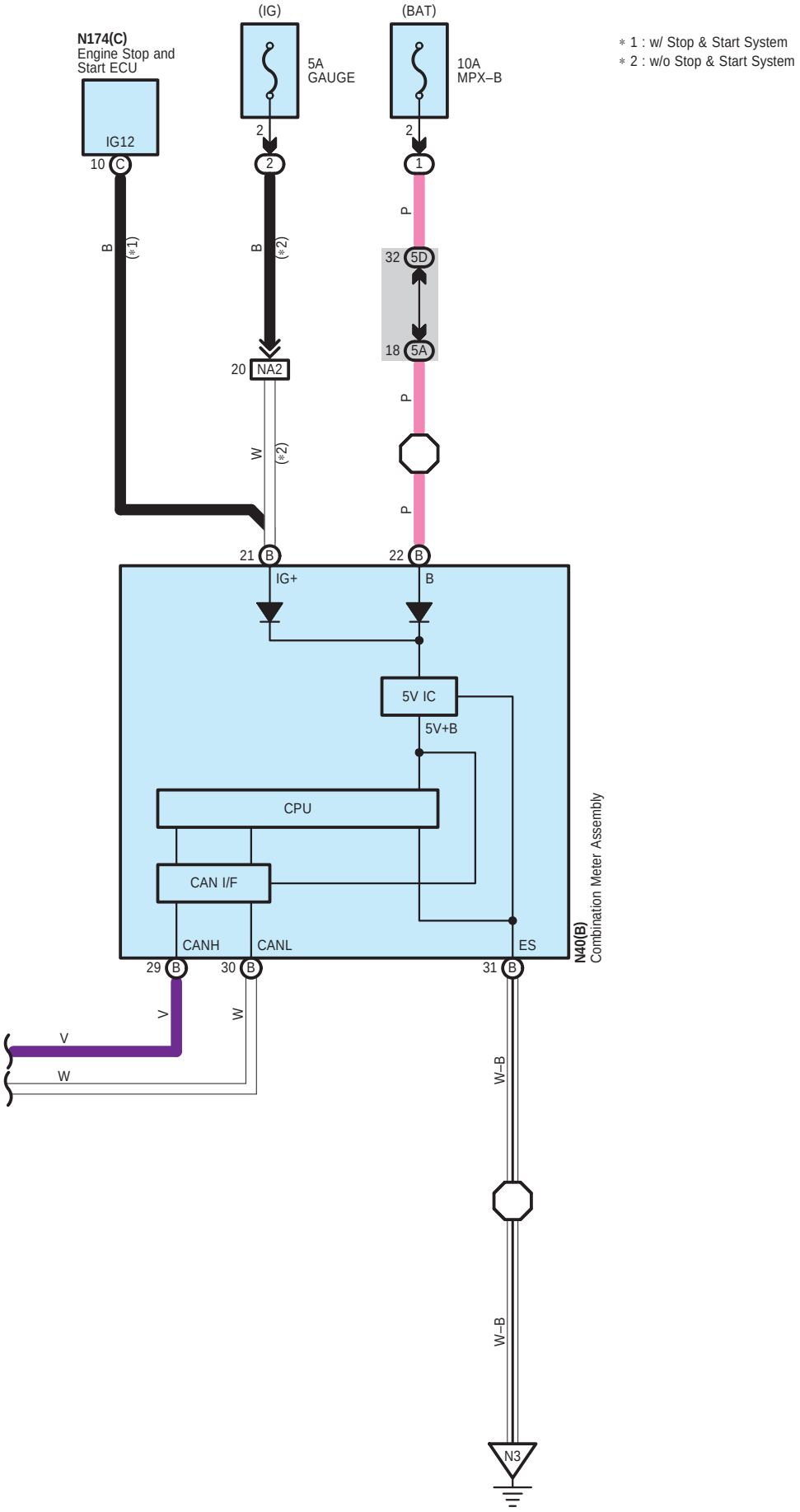
N174(C)
Engine Stop and Start ECU
IG12
10 C
(IG)
5A GAUGE
2
2
(BAT)
10A MPX–B
2
1
B
(*1)
B
(*2)
P
32 5D
18 5A
20 NA2
W
(*2)
P
P
21 B
22 B
IG+
B
5V IC
5V+B
CPU
CAN I/F
CANH
CANL
ES
29 B
30 B
31 B
V
W
V
W
W–B
W–B
N3
N40(B)
Combination Meter Assembly
* 1 : w/ Stop & Start System
* 2 : w/o Stop & Start System

A 77

Black

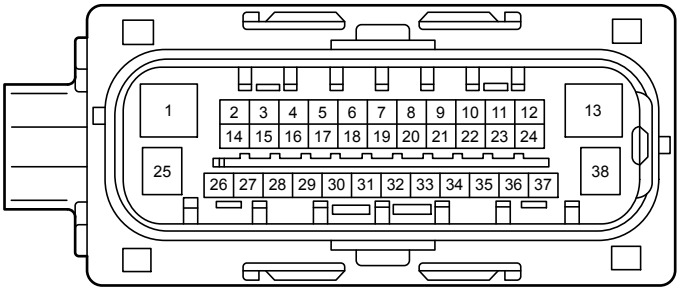

A 78

Black

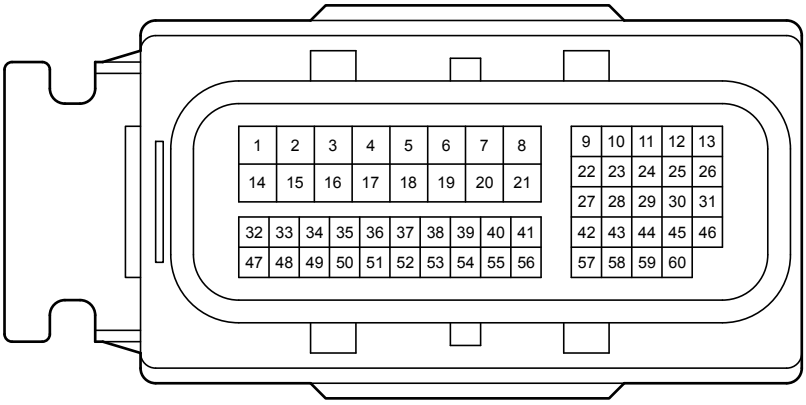

A 94

Black

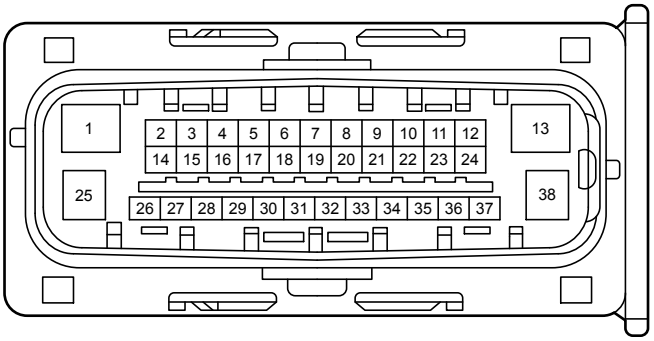

F 48

Black

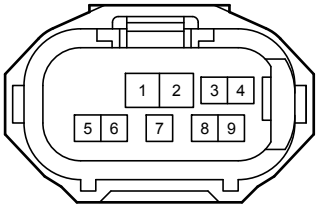

F 65

Gray

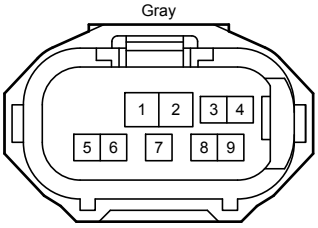

F 78

Black

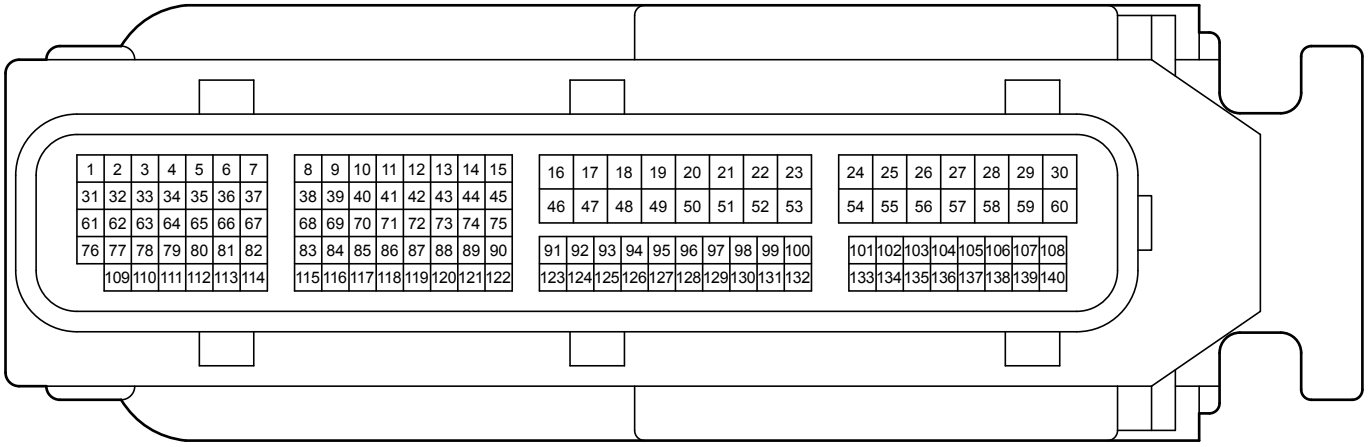

F115

Blue

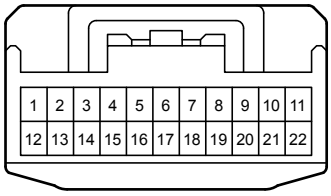

N 12

White

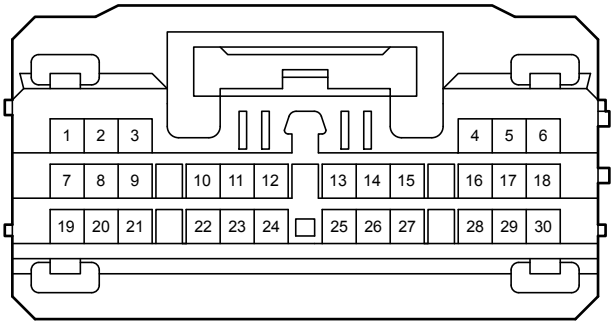

N 13

White

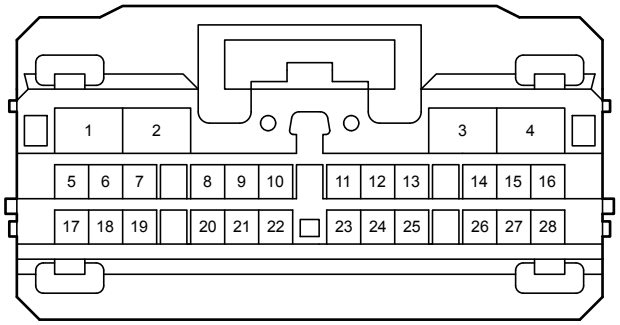

N 22

Black

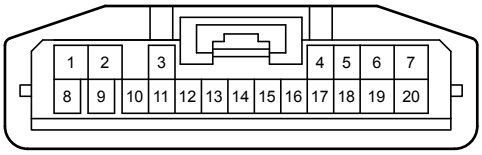

N 40

Black

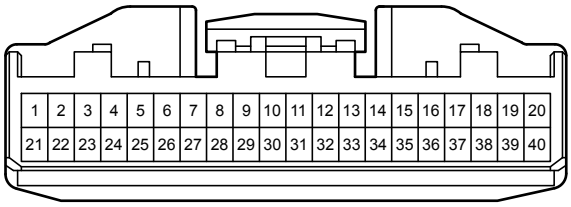

N 93

White

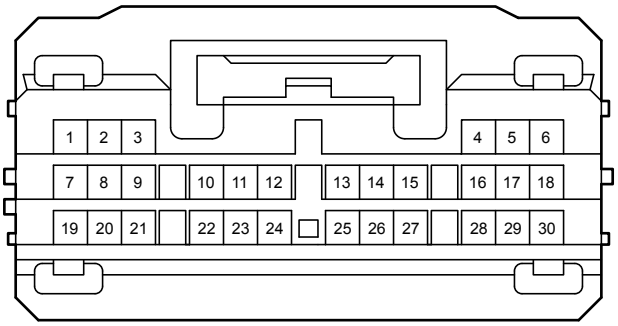

N106
Gray

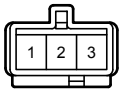

N128
Blue

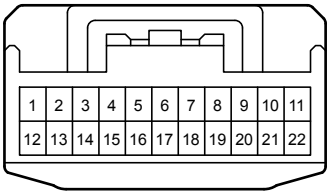

N130
Black

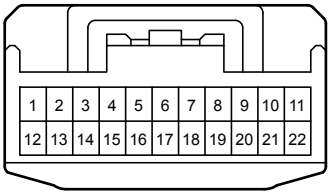

N174
Black

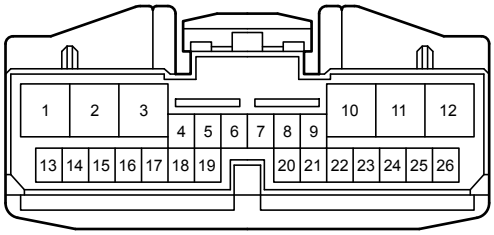

N180
Gray

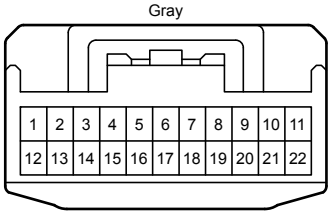

N181
Gray

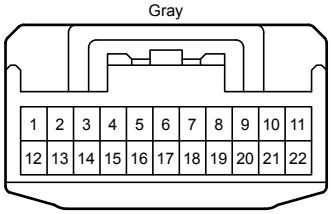

Q 19
White

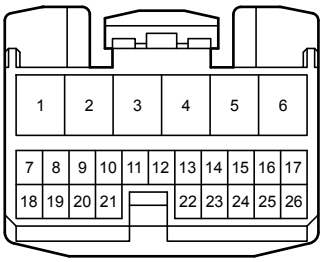

Q 28
White

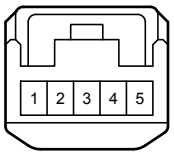

U 8
Black

U 54
Blue

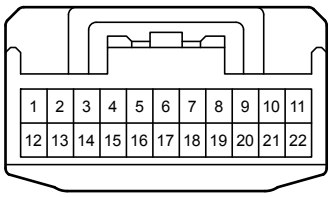

U 67
Gray

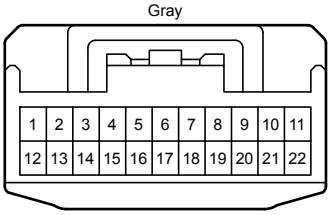

d 1
White

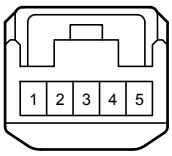

d 7
Black

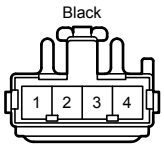

d 10
Black

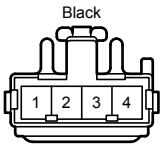

d 12
White

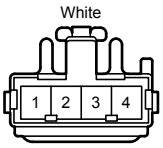

d 14
Black

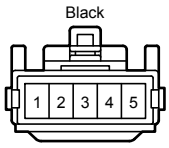

d 15
Black

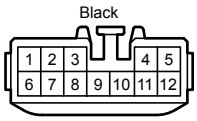

d 16
Black



d 25
Green

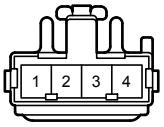

d 31
Gray

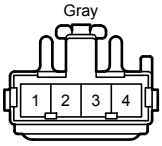

d 34
Black

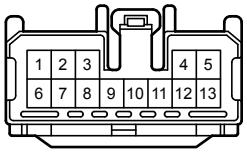

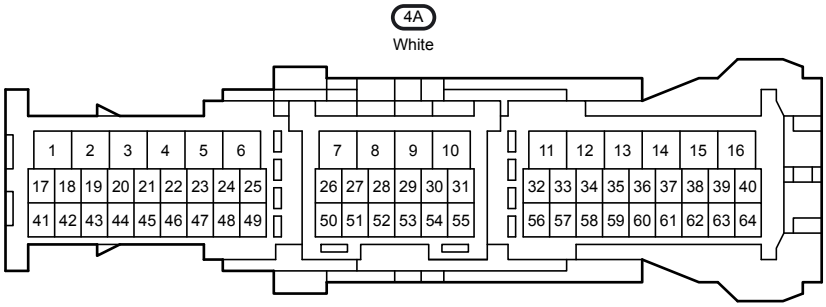
4A
White

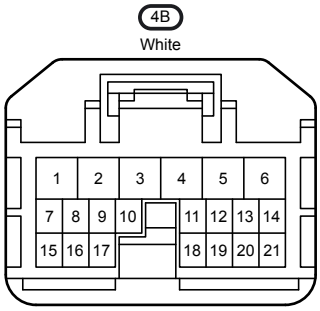
4B
White

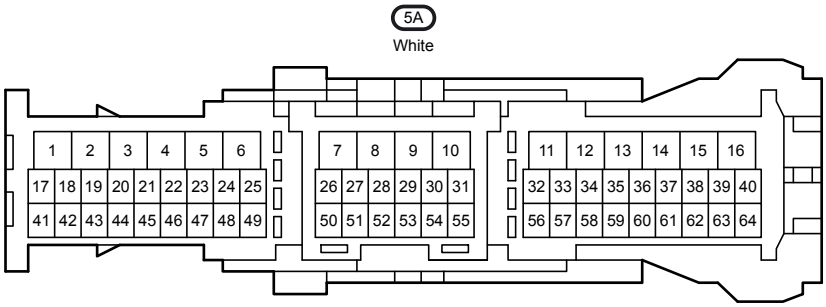
5A
White

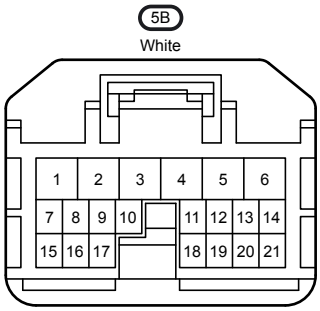
5B
White

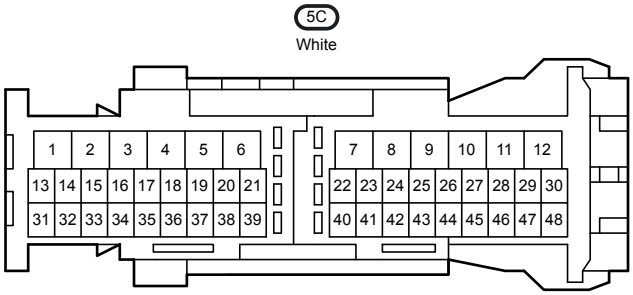
5C
White

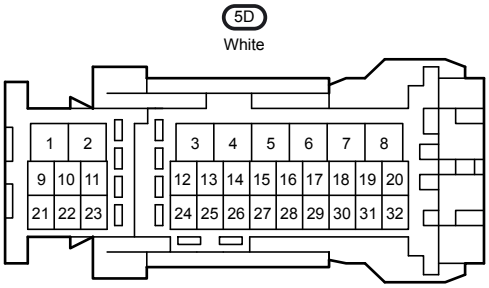
5D
White

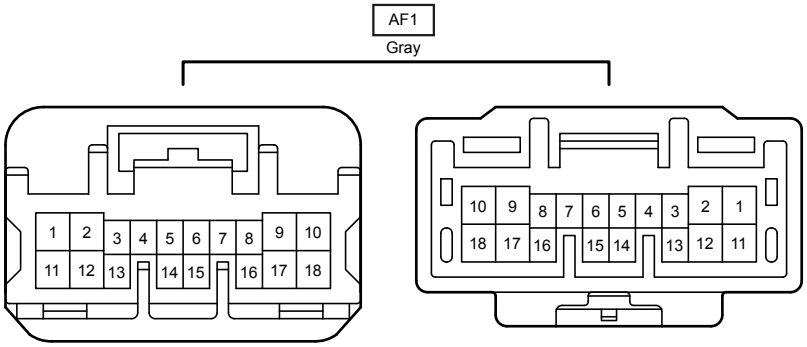
AF1
Gray

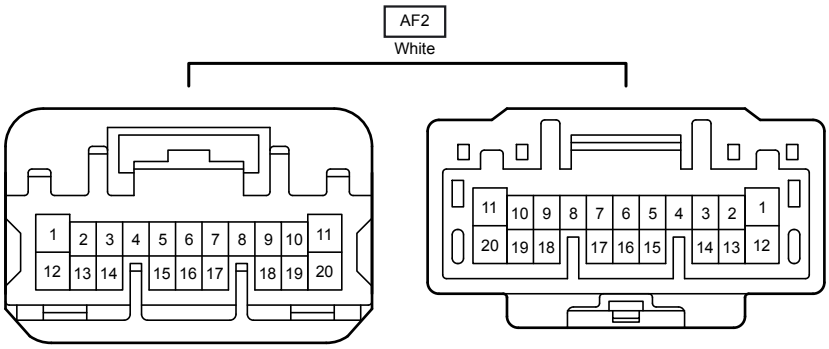
AF2
White

AU1
White

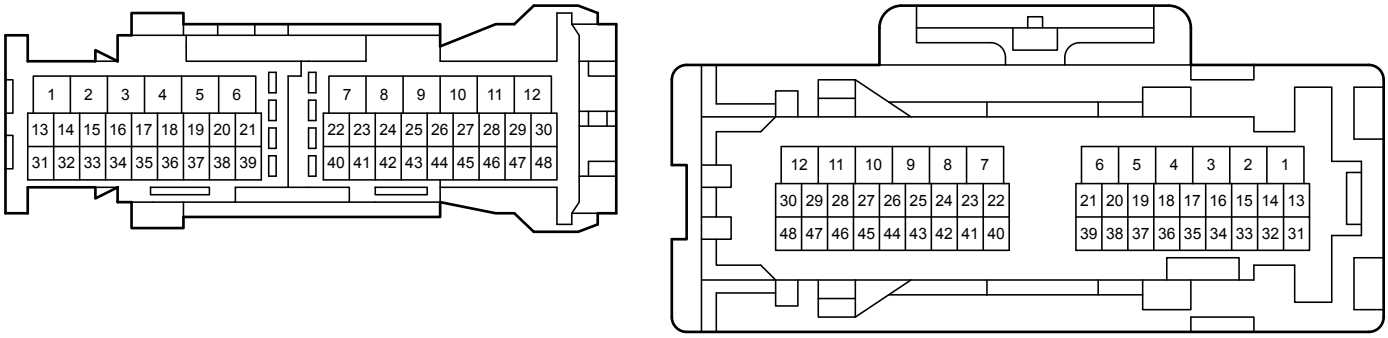

NA2
White

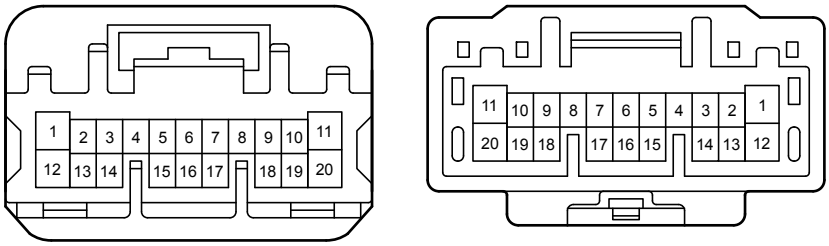

NA3
White

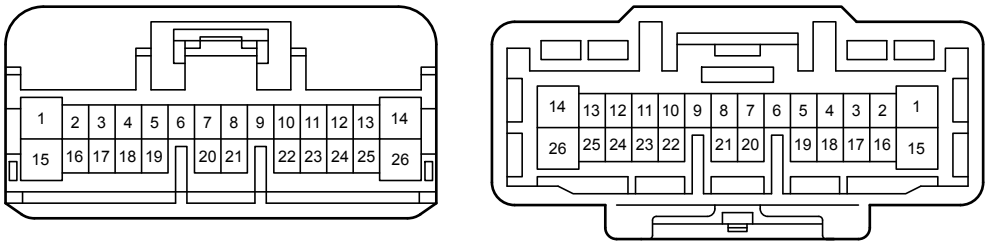

NU1
White

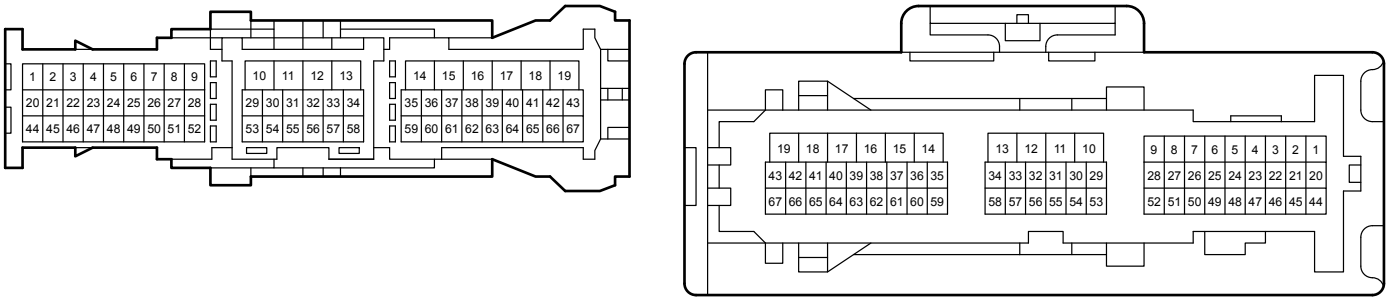

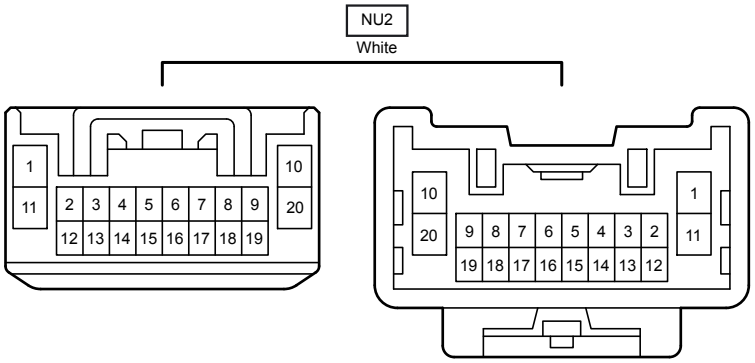
NU2
White
1
10
11
2 3 4 5 6 7 8 9
20
12 13 14 15 16 17 18 19
10
1
20
9 8 7 6 5 4 3 2
11
19 18 17 16 15 14 13 12

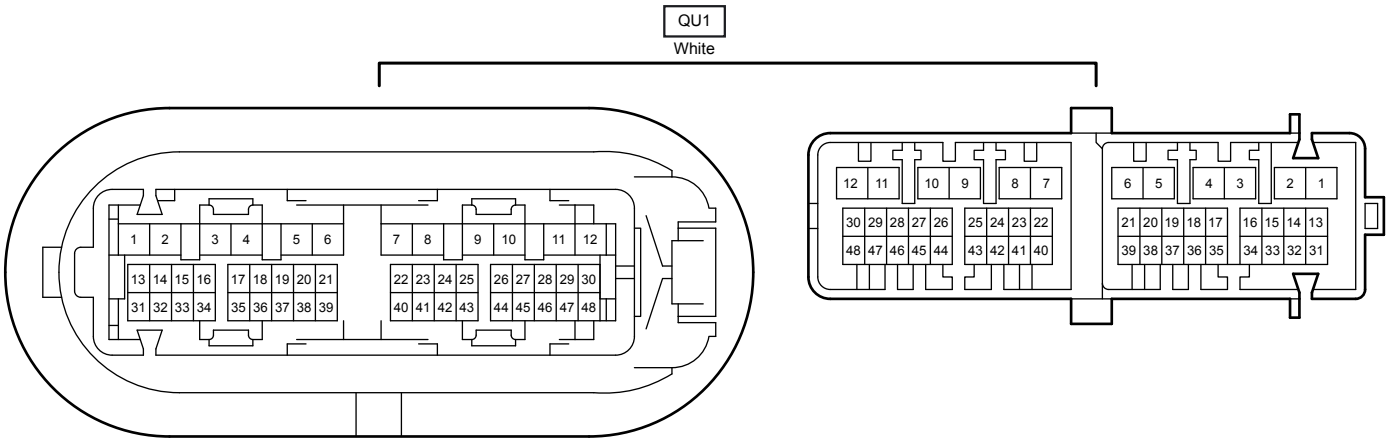
QU1
White
1 2 3 4 5 6 7 8 9 10 11 12
13 14 15 16 17 18 19 20 21 22 23 24 25 26 27 28 29 30
31 32 33 34 35 36 37 38 39 40 41 42 43 44 45 46 47 48
12 11 10 9 8 7 6 5 4 3 2 1
30 29 28 27 26 25 24 23 22 21 20 19 18 17 16 15 14 13
48 47 46 45 44 43 42 41 40 39 38 37 36 35 34 33 32 31

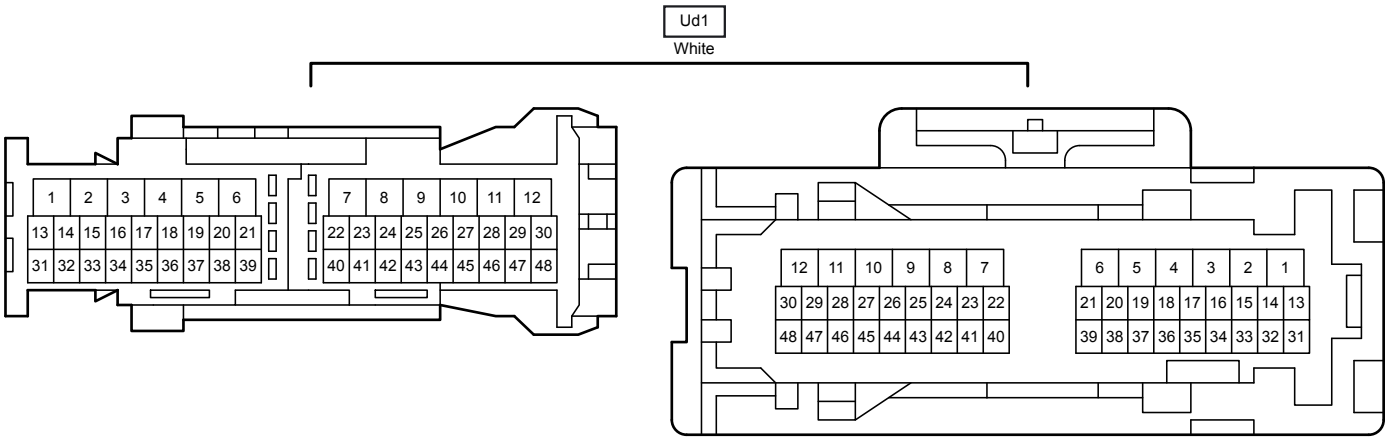
Ud1
White
1 2 3 4 5 6 7 8 9 10 11 12
13 14 15 16 17 18 19 20 21 22 23 24 25 26 27 28 29 30
31 32 33 34 35 36 37 38 39 40 41 42 43 44 45 46 47 48
12 11 10 9 8 7 6 5 4 3 2 1
30 29 28 27 26 25 24 23 22 21 20 19 18 17 16 15 14 13
48 47 46 45 44 43 42 41 40 39 38 37 36 35 34 33 32 31