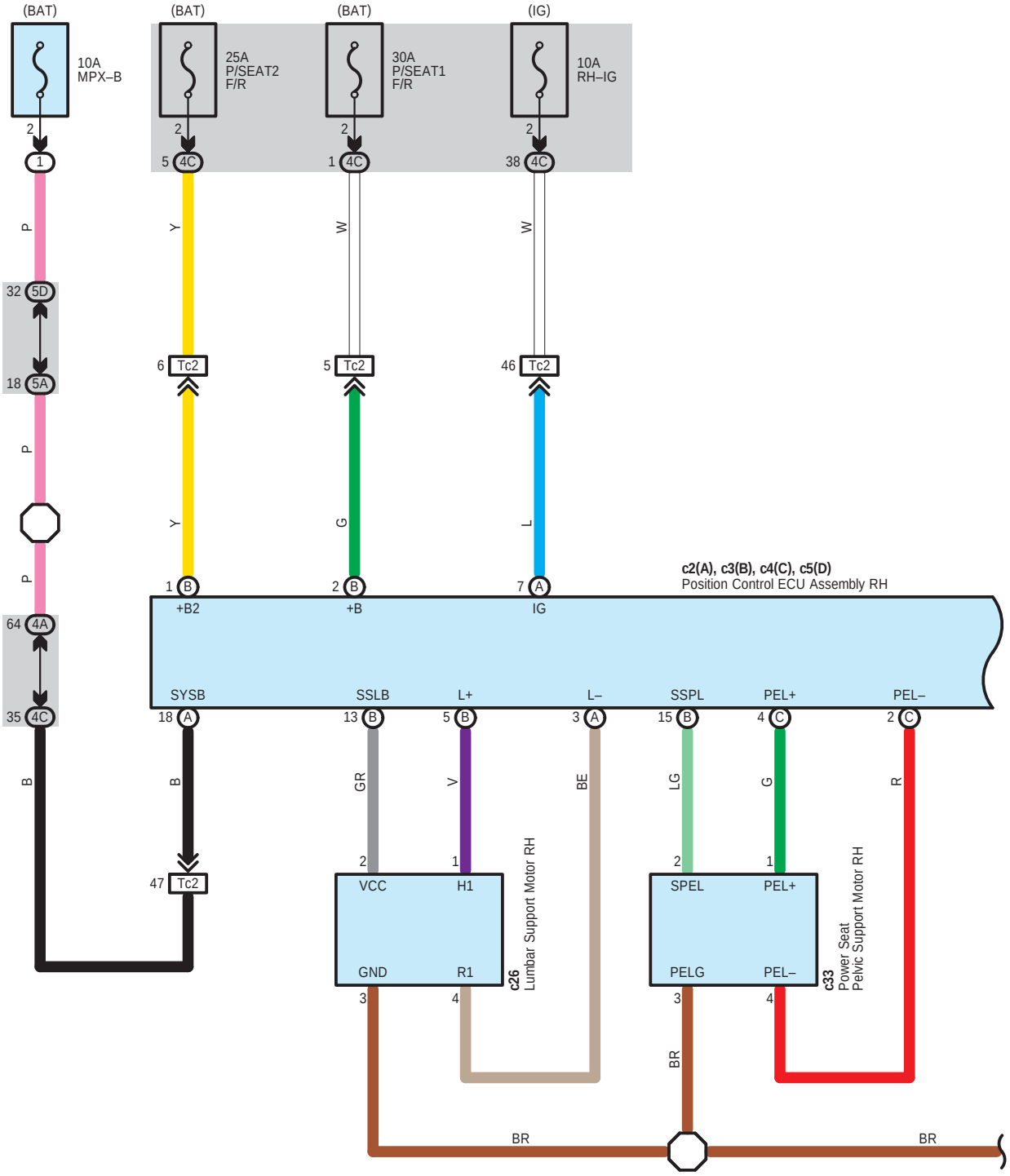
(BAT)
10A
MPX–B
(BAT)
25A
P/SEAT2
F/R
(BAT)
30A
P/SEAT1
F/R
(IG)
10A
RH–IG
2
1
5 4C
1 4C
38 4C
P
Y
W
W
32 5D
18 5A
6 Tc2
5 Tc2
46 Tc2
P
Y
G
L
P
1 B
2 B
7 A
+B2
+B
IG
c2(A), c3(B), c4(C), c5(D)
Position Control ECU Assembly RH
64 4A
35 4C
SYSB
SSLB
L+
L–
SSPL
PEL+
PEL–
18 A
13 B
5 B
3 A
15 B
4 C
2 C
B
B
GR
V
BE
LG
G
R
47 Tc2
2
1
VCC
H1
GND
R1
c26
Lumbar Support Motor RH
2
1
SPEL
PEL+
PELG
PEL–
c33
Power Seat
Pelvic Support Motor RH
3
4
3
4
BR
BR
BR

∗ 1 : w/o Calf Support
∗ 2 : w/ Calf Support

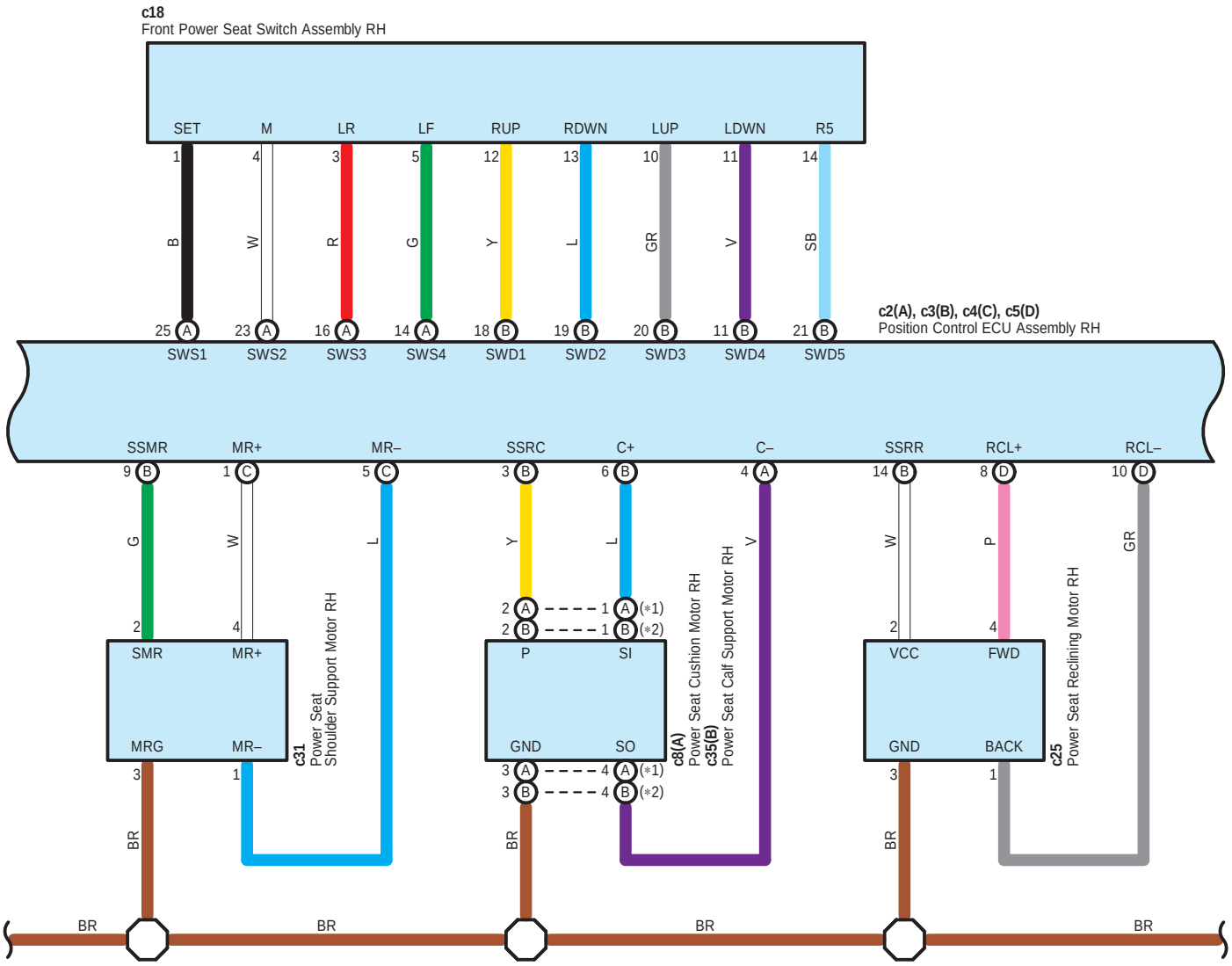

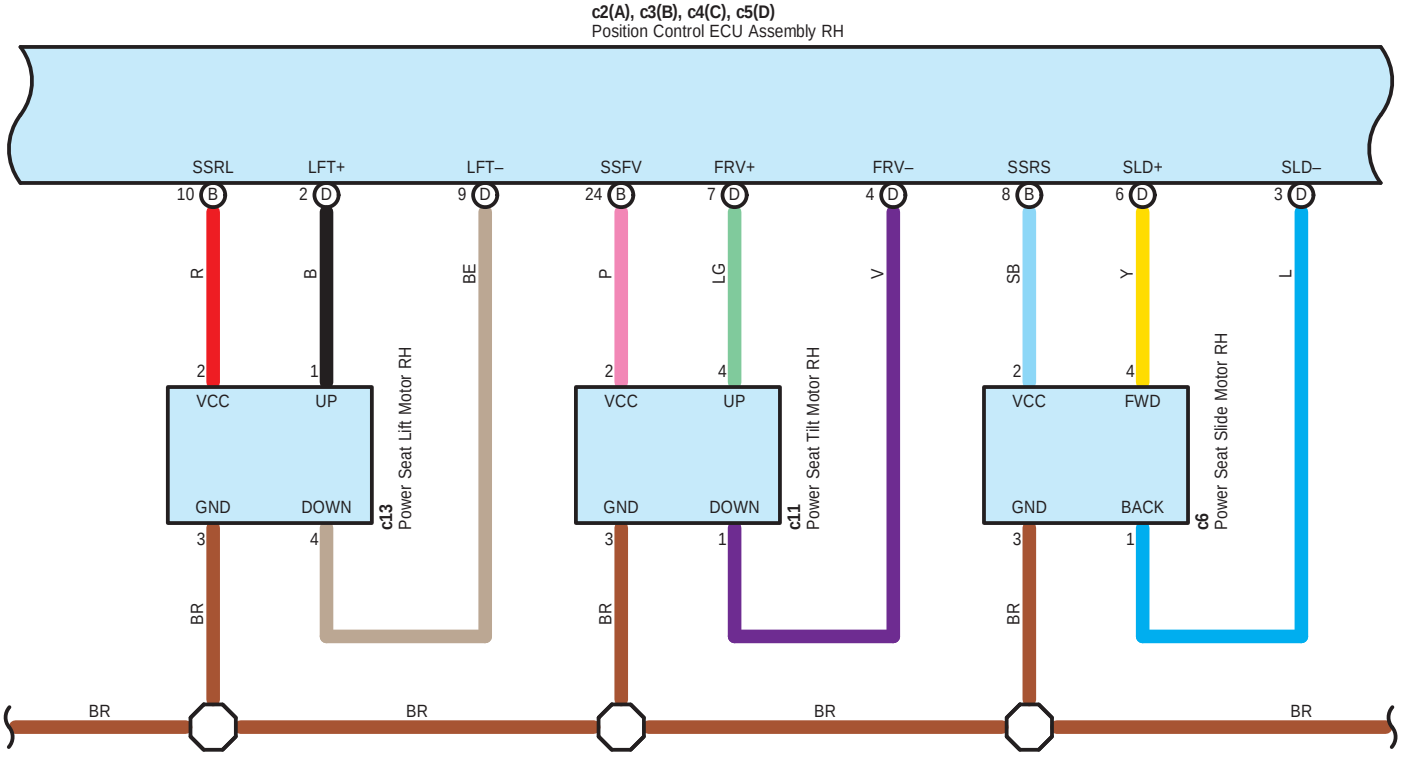
c2(A), c3(B), c4(C), c5(D)
Position Control ECU Assembly RH
SSRL
LFT+
LFT–
SSFV
FRV+
FRV–
SSRS
SLD+
SLD–
10 B
2 D
9 D
24 B
7 D
4 D
8 B
6 D
3 D
R
B
BE
P
LG
V
SB
Y
L
2
1
VCC
UP
GND
DOWN
3
4
c13
Power Seat Lift Motor RH
2
4
VCC
UP
GND
DOWN
3
1
c11
Power Seat Tilt Motor RH
2
4
VCC
FWD
GND
BACK
3
1
c6
Power Seat Slide Motor RH
BR
BR
BR
BR
BR
BR
BR
BR

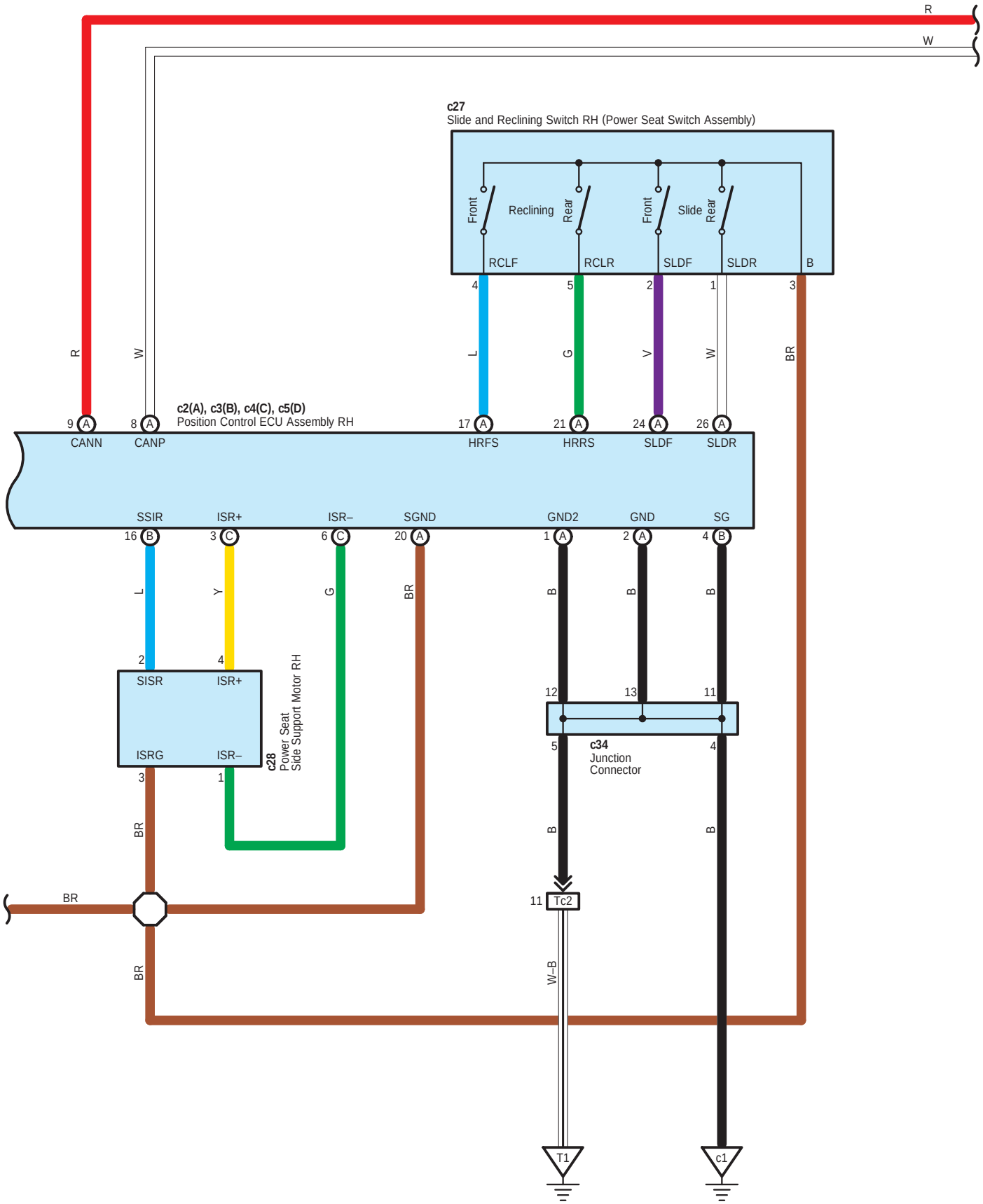
R
W
c27
Slide and Reclining Switch RH (Power Seat Switch Assembly)
Front
Reclining
Rear
Front
Slide
Rear
RCLF
RCLR
SLDF
SLDR
B
4
5
2
1
3
L
G
V
W
BR
c2(A), c3(B), c4(C), c5(D)
Position Control ECU Assembly RH
9 A
8 A
17 A
21 A
24 A
26 A
CANN
CANP
HRFS
HRRS
SLDF
SLDR
SSIR
ISR+
ISR–
SGND
GND2
GND
SG
16 B
3 C
6 C
20 A
1 A
2 A
4 B
L
Y
G
BR
B
B
B
2
4
SISR
ISR+
ISRG
ISR–
3
1
c28
Power Seat
Side Support Motor RH
12
13
11
5
4
c34
Junction
Connector
B
B
BR
BR
BR
11
Tc2
W–B
T1
c1

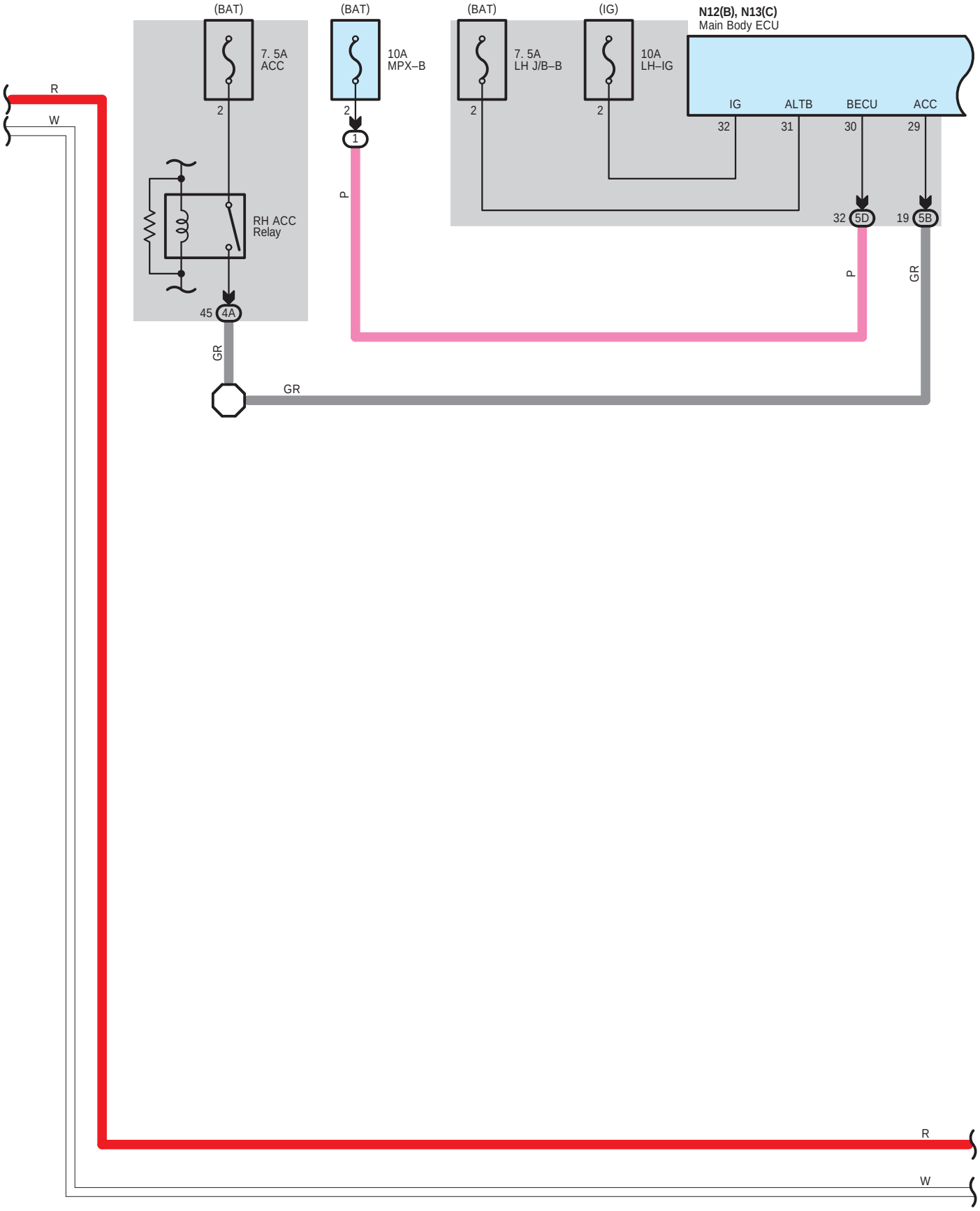
(BAT)
7. 5A
ACC
2
RH ACC
Relay
45
4A
GR
(BAT)
10A
MPX–B
2
1
P
(BAT)
7. 5A
LH J/B–B
2
(IG)
10A
LH–IG
2
N12(B), N13(C)
Main Body ECU
IG
ALTB
BECU
ACC
32
31
30
29
32
5D
19
5B
P
GR
GR
R
W
R
W

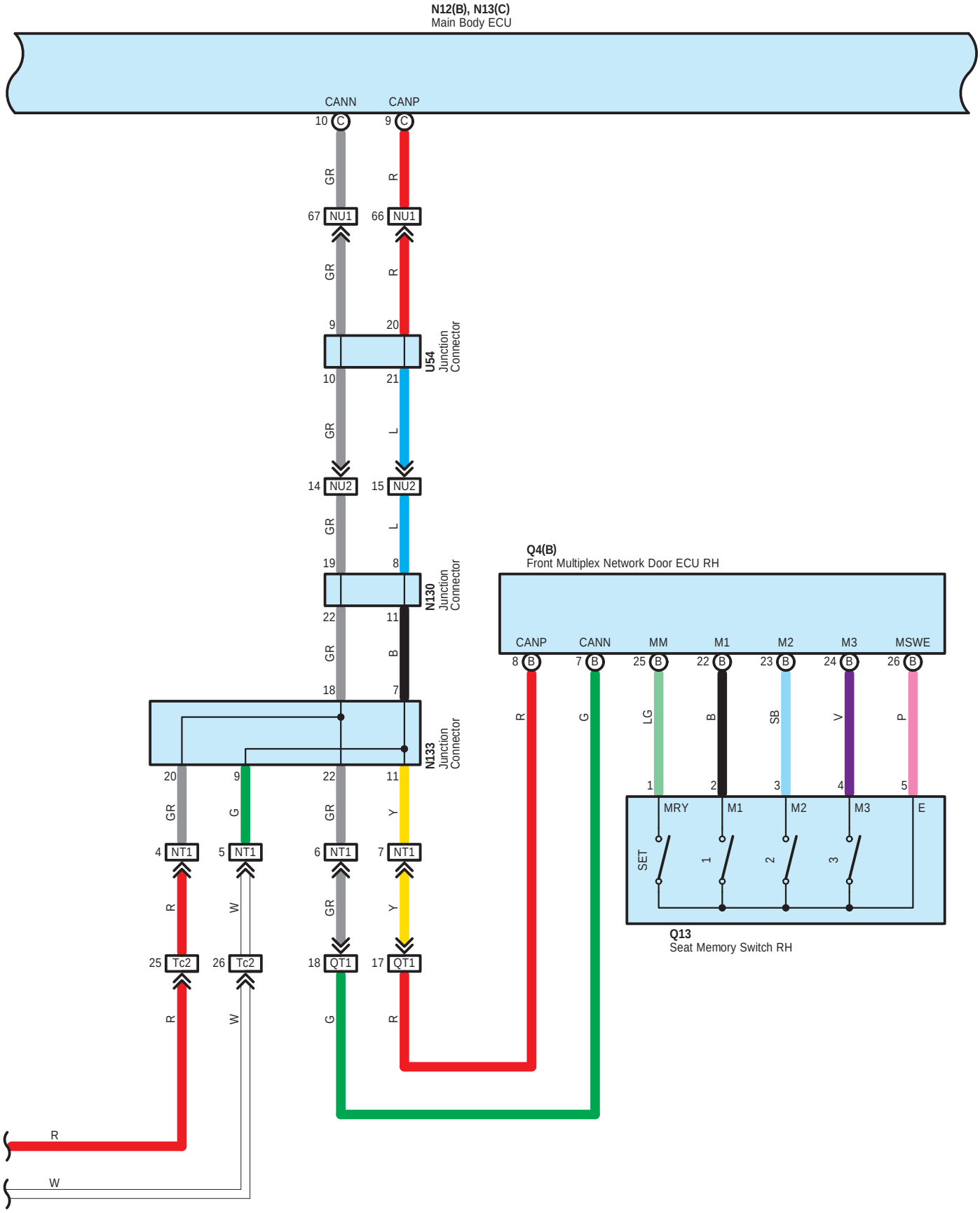
N12(B), N13(C)
Main Body ECU
CANN
CANP
10 C
9 C
GR
R
67 NU1
66 NU1
GR
R
9
20
U54
Junction
Connector
10
21
GR
L
14 NU2
15 NU2
GR
L
19
8
N130
Junction
Connector
22
11
GR
B
18
7
N133
Junction
Connector
20
9
22
11
GR
G
GR
Y
4 NT1
5 NT1
6 NT1
7 NT1
R
W
GR
Y
25 Tc2
26 Tc2
18 QT1
17 QT1
R
W
G
R
R
W
Q4(B)
Front Multiplex Network Door ECU RH
CANP
CANN
MM
M1
M2
M3
MSWE
8 B
7 B
25 B
22 B
23 B
24 B
26 B
R
G
LG
B
SB
V
P
1
2
3
4
5
MRY
M1
M2
M3
E
SET
1
2
3
Q13
Seat Memory Switch RH

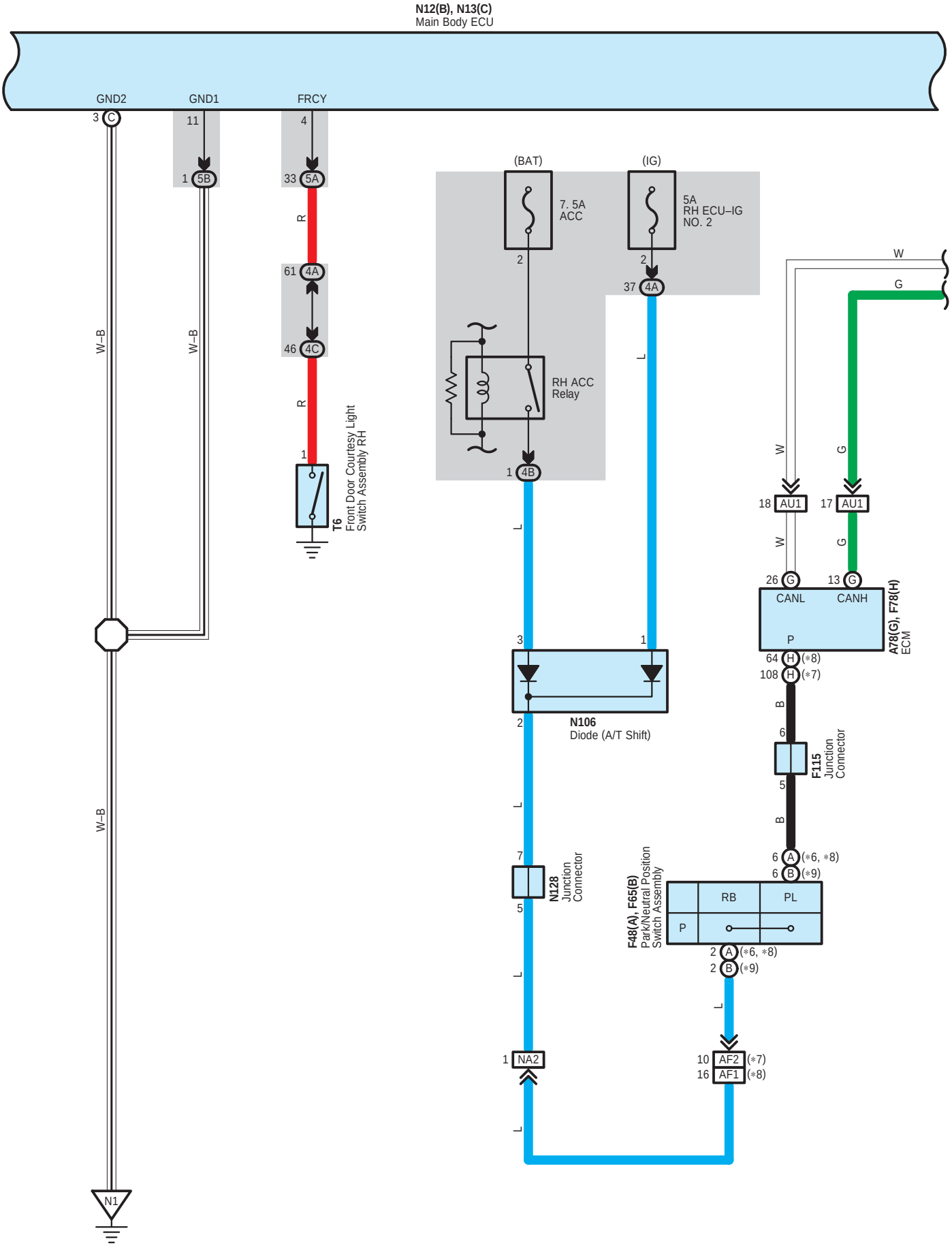
N12(B), N13(C)
Main Body ECU
GND2
GND1
FRCY
3 C
11
1 5B
4
33 5A
R
61 4A
46 4C
R
1
T6
Front Door Courtesy Light Switch Assembly RH
W–B
W–B
W–B
N1
(BAT)
(IG)
7. 5A
ACC
5A
RH ECU–IG
NO. 2
2
2
37 4A
RH ACC
Relay
1 4B
L
L
W
G
W
G
18 AU1
17 AU1
W
G
26 G
13 G
CANL
CANH
P
A78(G), F78(H)
ECM
64 H (*8)
108 H (*7)
B
6
F115
Junction Connector
5
B
3
1
2
N106
Diode (A/T Shift)
L
7
N128
Junction Connector
5
L
1 NA2
L
F48(A), F65(B)
Park/Neutral Position Switch Assembly
RB
PL
P
6 A (*6, *8)
6 B (*9)
2 A (*6, *8)
2 B (*9)
L
10 AF2 (*7)
16 AF1 (*8)

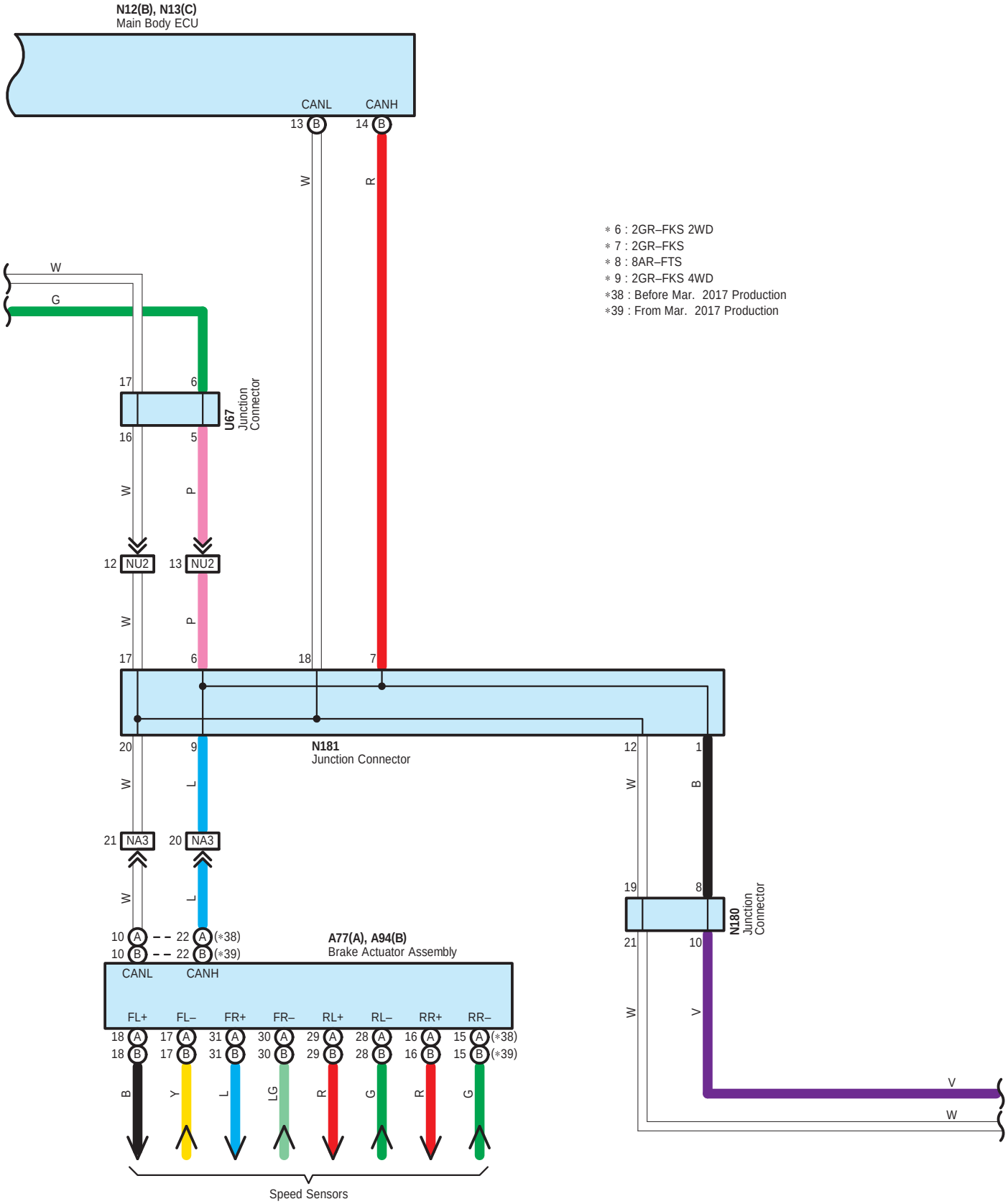
N12(B), N13(C)
Main Body ECU
CANL
CANH
13 B
14 B
W
R
∗ 6 : 2GR–FKS 2WD
∗ 7 : 2GR–FKS
∗ 8 : 8AR–FTS
∗ 9 : 2GR–FKS 4WD
∗38 : Before Mar. 2017 Production
∗39 : From Mar. 2017 Production
W
G
17
6
U67
Junction
Connector
16
5
W
P
12 NU2
13 NU2
W
P
17
6
18
7
N181
Junction Connector
20
9
12
1
W
L
W
B
21 NA3
20 NA3
W
L
19
8
N180
Junction
Connector
21
10
10 A
22 A (∗38)
10 B
22 B (∗39)
A77(A), A94(B)
Brake Actuator Assembly
CANL
CANH
FL+
FL–
FR+
FR–
RL+
RL–
RR+
RR–
18 A
17 A
31 A
30 A
29 A
28 A
16 A
15 A (∗38)
18 B
17 B
31 B
30 B
29 B
28 B
16 B
15 B (∗39)
B
Y
L
LG
R
G
R
G
W
V
V
W
Speed Sensors

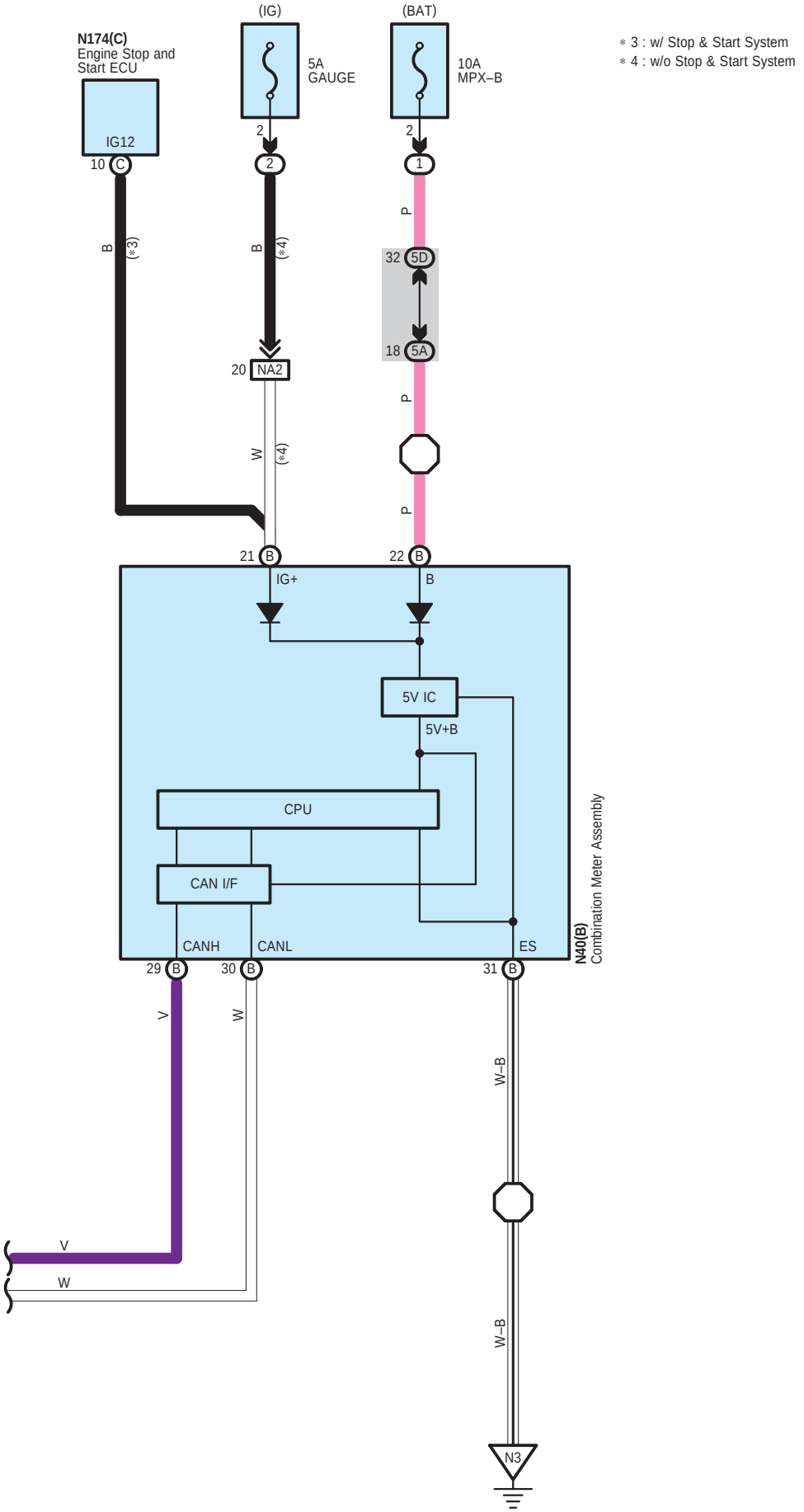

∗ 3 : w/ Stop & Start System
∗ 4 : w/o Stop & Start System

A 77

Black

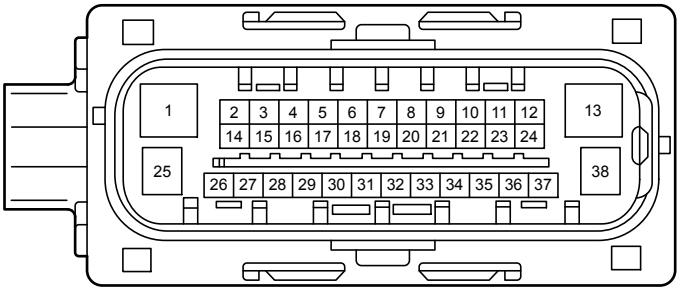

A 78

Black

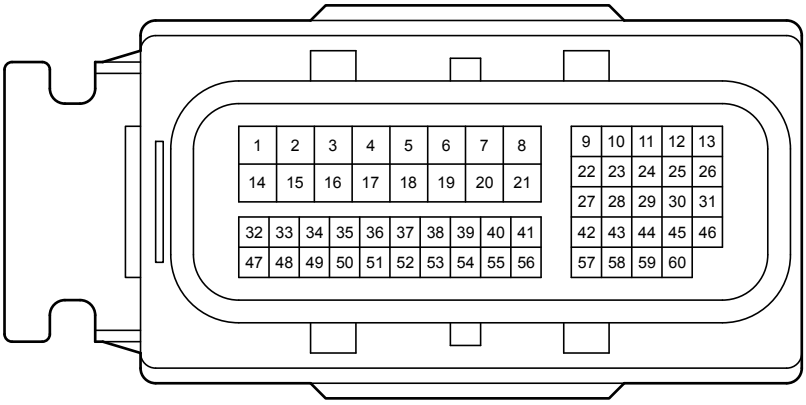

A 94

Black

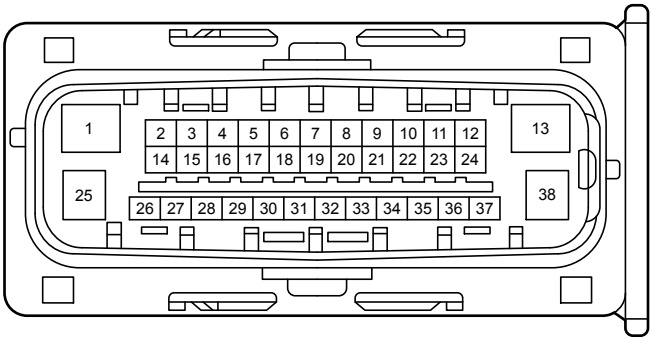

F 48

Black

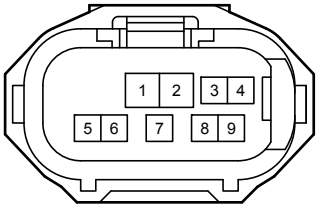

F 65

Gray

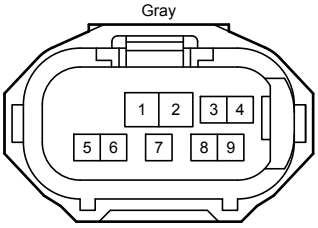

F 78
Black

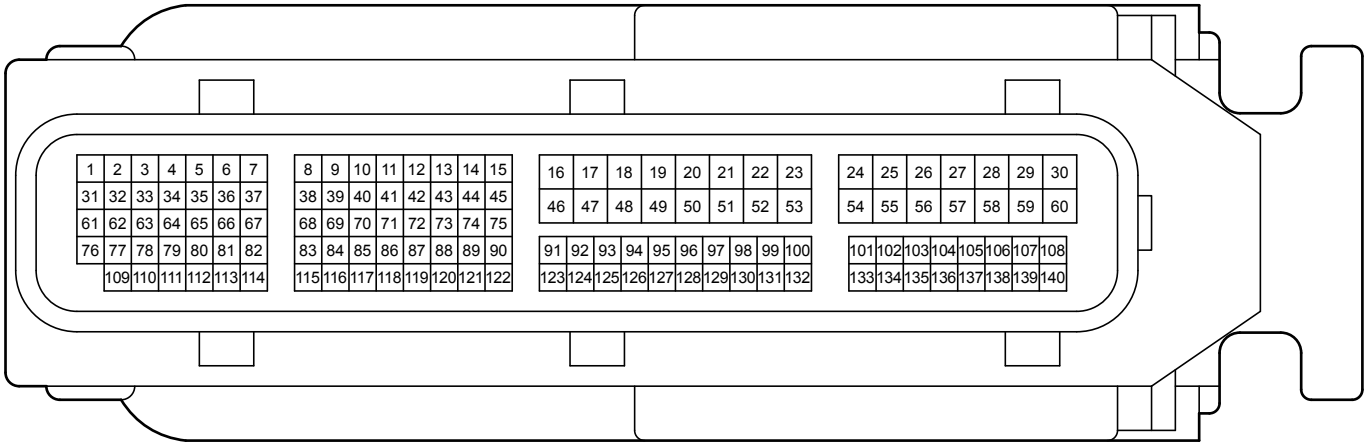

F115
Blue

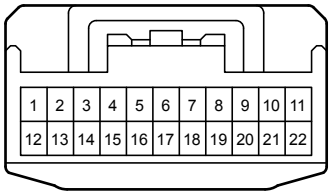

N 12
White

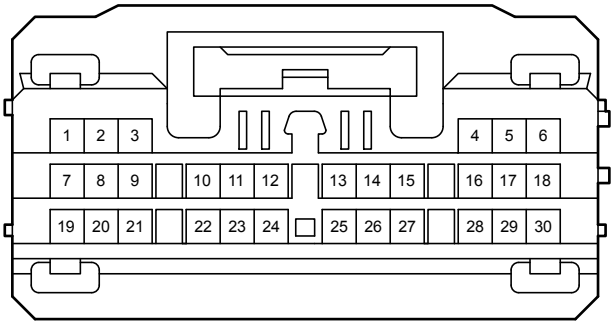

N 13
White

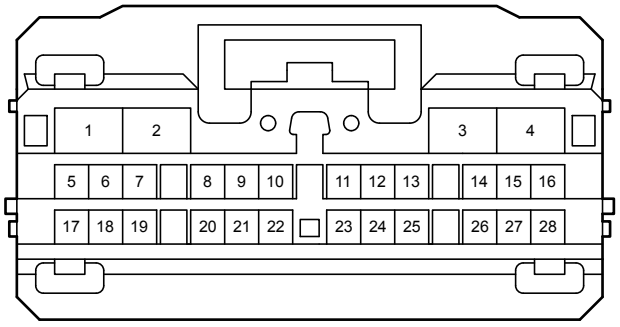

N 40
Black

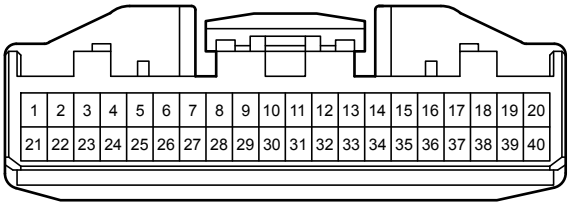

N106
Gray

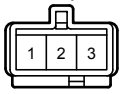

N128
Blue

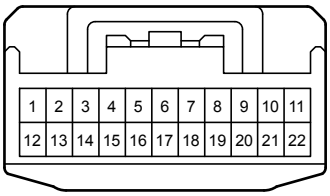

N130
Black

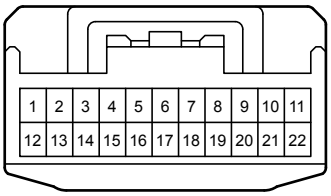

N133
Black

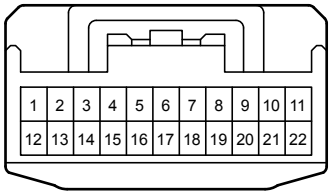

N174
Black

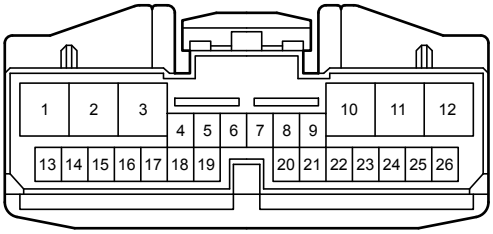

N180
Gray

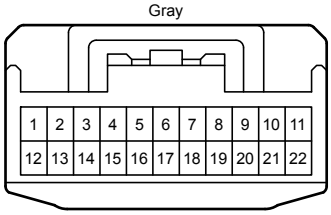

N181
Gray

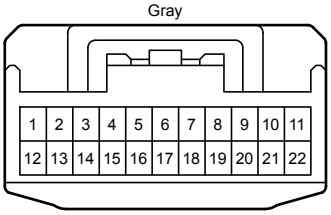

Q 4
White

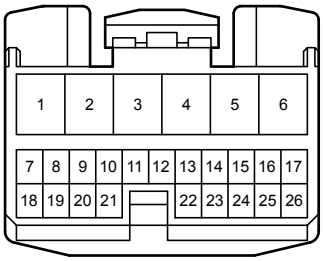

Q 13
White

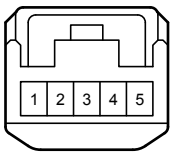

T 6
Black

U 54
Blue

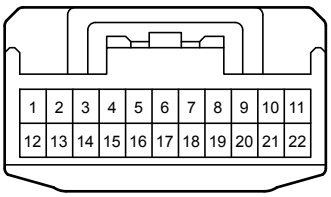

U 67
Gray

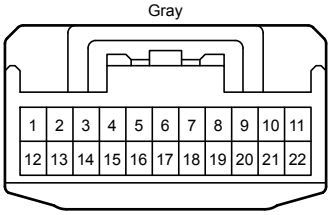

c 2
White

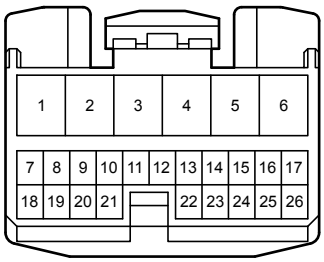

c 3
White

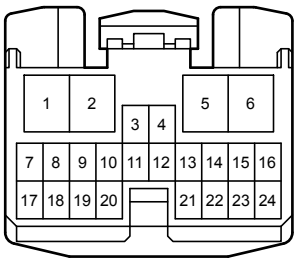

c 4
White

c 5
White

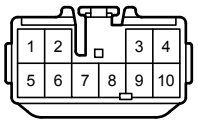

c 6
Black

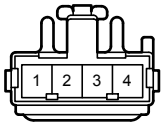

c 8
Black

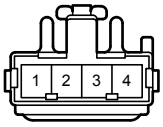

c 11
Black

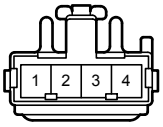

c 13
White

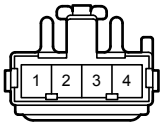

c 18
Black

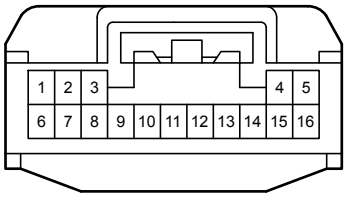

c 25
Green

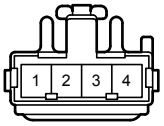

c 26
Gray



c 27
White

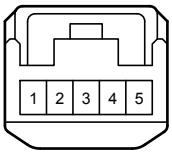

c 28
Blue

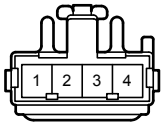

c 31
White

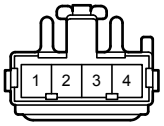

c 33
Black

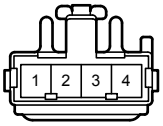

c 34
Black

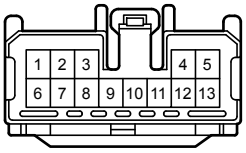

c 35
Black

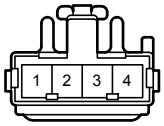

4A
White

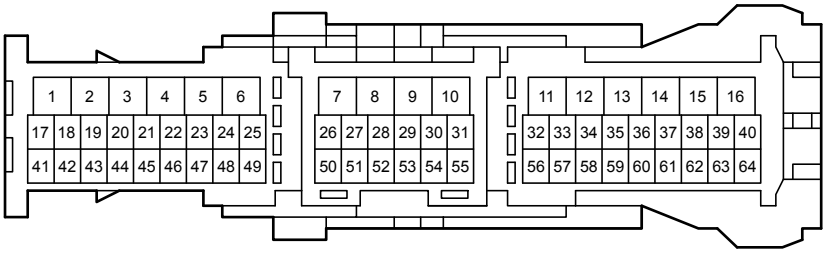

4B
White

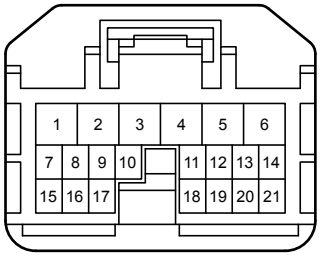

4C
White

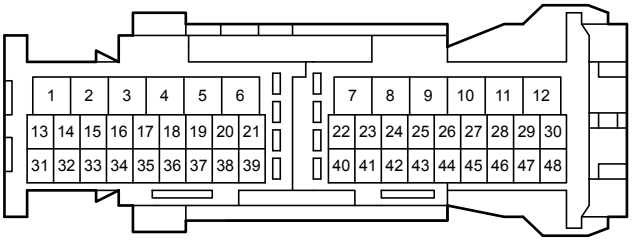

5A
White

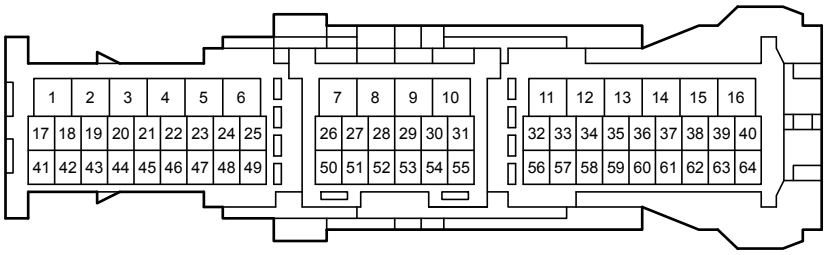

5B
White

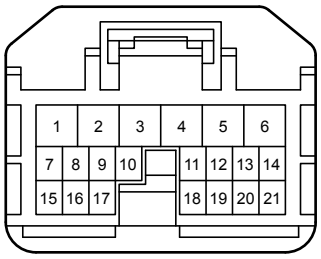

5D
White

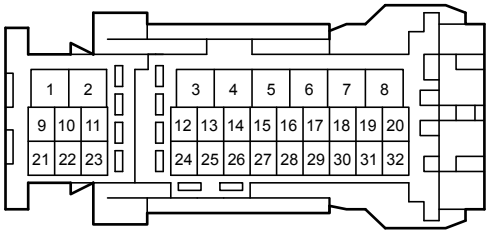

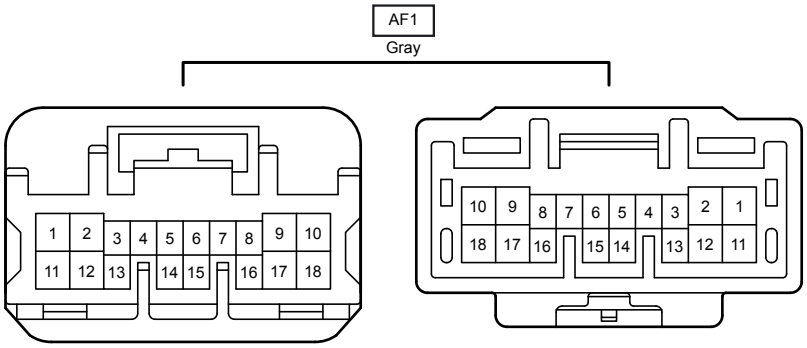
AF1
Gray
1 2 3 4 5 6 7 8 9 10
11 12 13 14 15 16 17 18
10 9 8 7 6 5 4 3 2 1
18 17 16 15 14 13 12 11

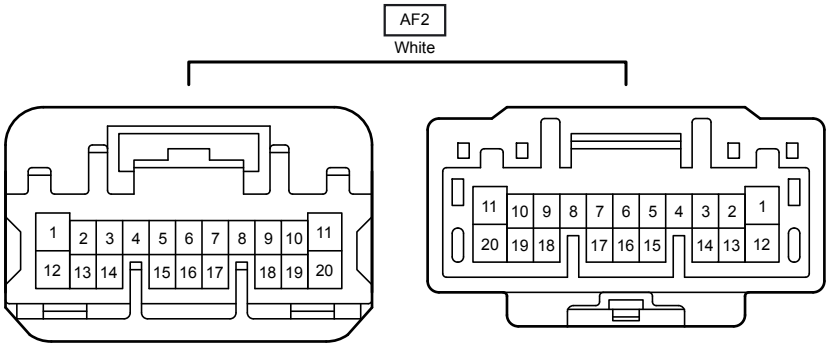
AF2
White
1 2 3 4 5 6 7 8 9 10 11
12 13 14 15 16 17 18 19 20
11 10 9 8 7 6 5 4 3 2 1
20 19 18 17 16 15 14 13 12

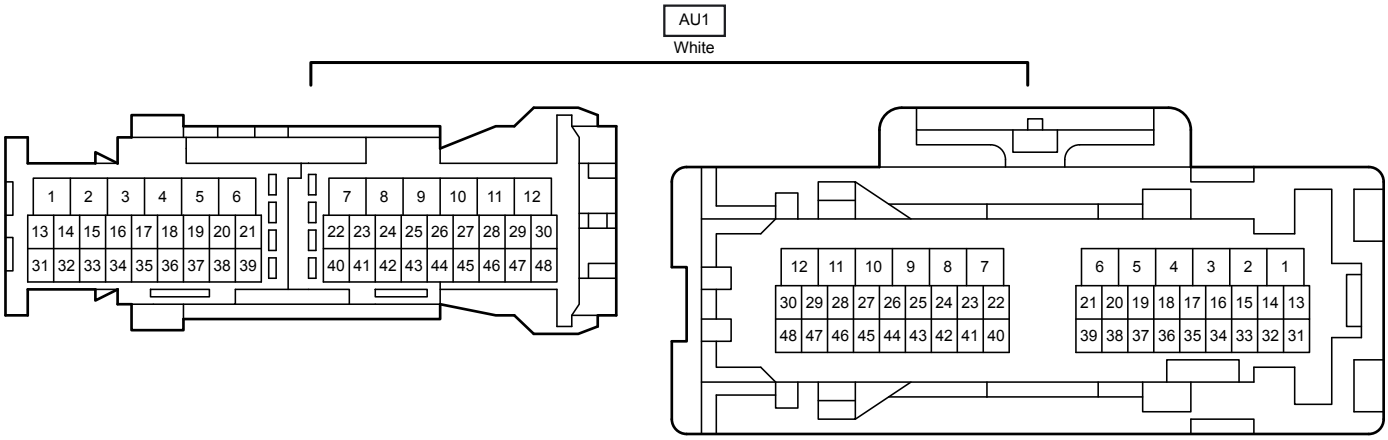
AU1
White
1 2 3 4 5 6 7 8 9 10 11 12
13 14 15 16 17 18 19 20 21 22 23 24 25 26 27 28 29 30
31 32 33 34 35 36 37 38 39 40 41 42 43 44 45 46 47 48
12 11 10 9 8 7 6 5 4 3 2 1
30 29 28 27 26 25 24 23 22 21 20 19 18 17 16 15 14 13
48 47 46 45 44 43 42 41 40 39 38 37 36 35 34 33 32 31

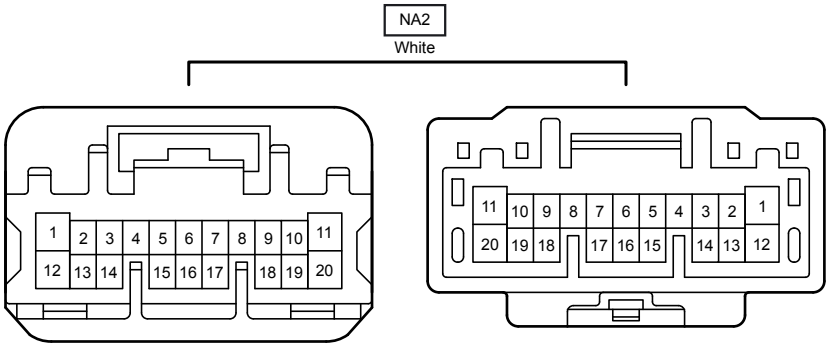
NA2
White
1 2 3 4 5 6 7 8 9 10 11
12 13 14 15 16 17 18 19 20
11 10 9 8 7 6 5 4 3 2 1
20 19 18 17 16 15 14 13 12

NA3
White

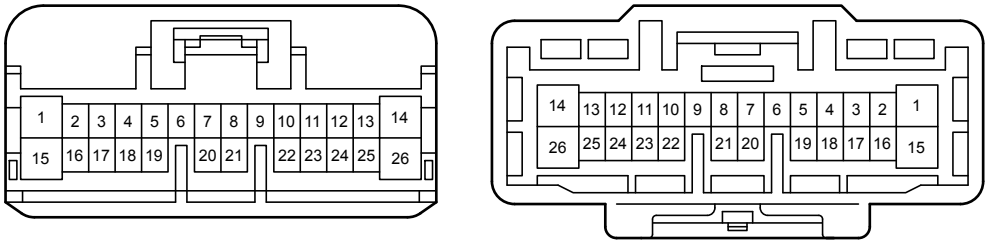

NT1
White

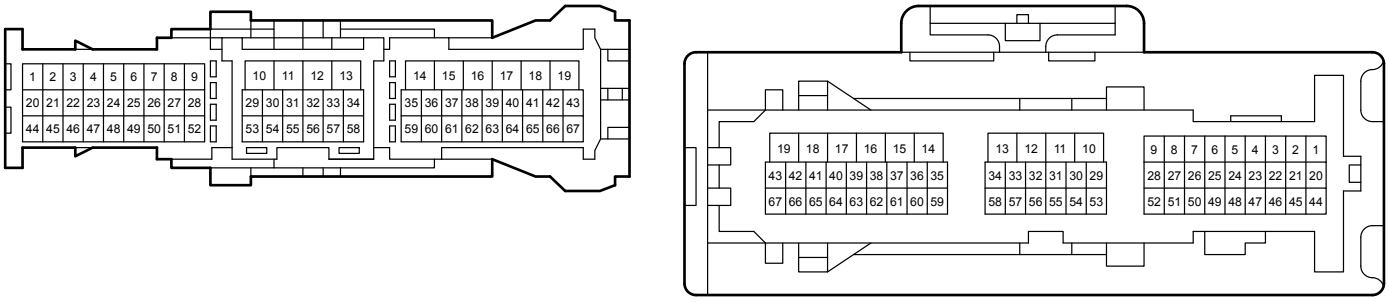

NU1
White

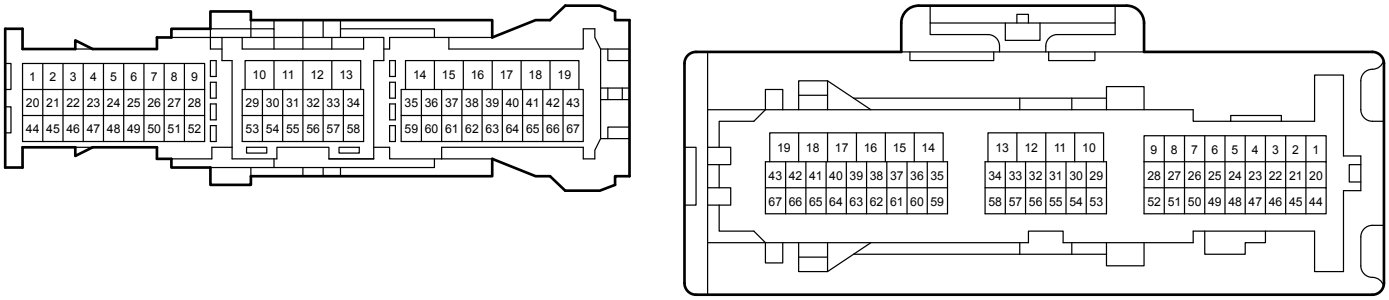

NU2
White

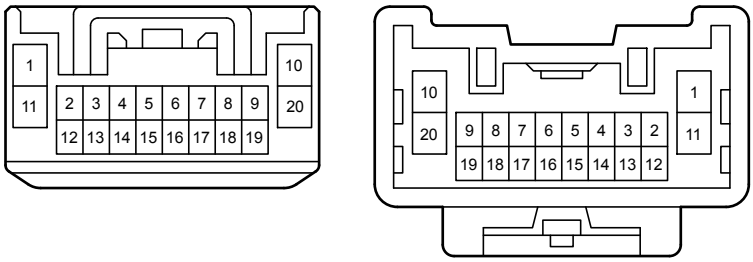

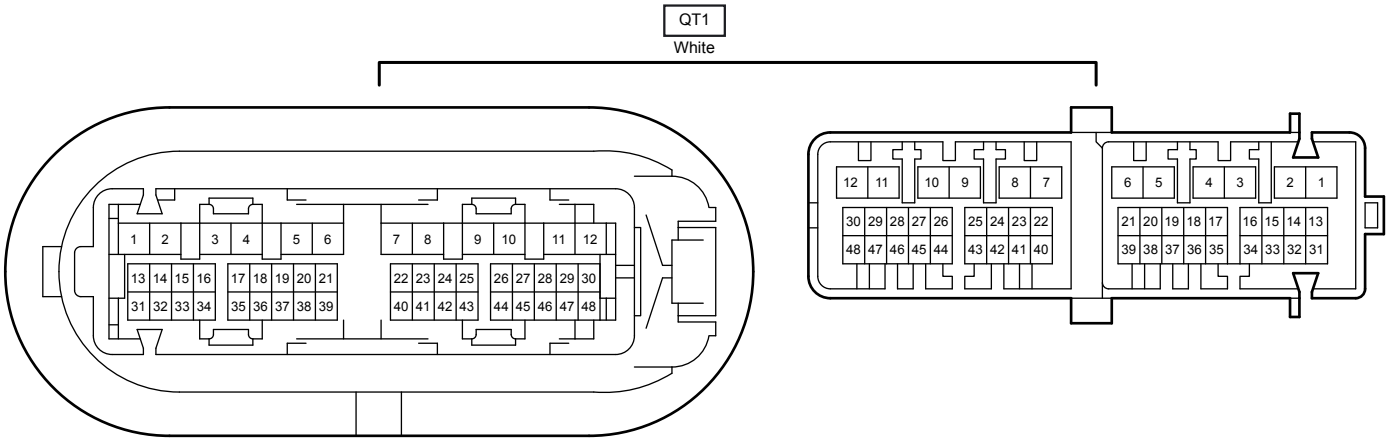
QT1
White
1 2 3 4 5 6 7 8 9 10 11 12
13 14 15 16 17 18 19 20 21 22 23 24 25 26 27 28 29 30
31 32 33 34 35 36 37 38 39 40 41 42 43 44 45 46 47 48
12 11 10 9 8 7 6 5 4 3 2 1
30 29 28 27 26 25 24 23 22 21 20 19 18 17 16 15 14 13
48 47 46 45 44 43 42 41 40 39 38 37 36 35 34 33 32 31

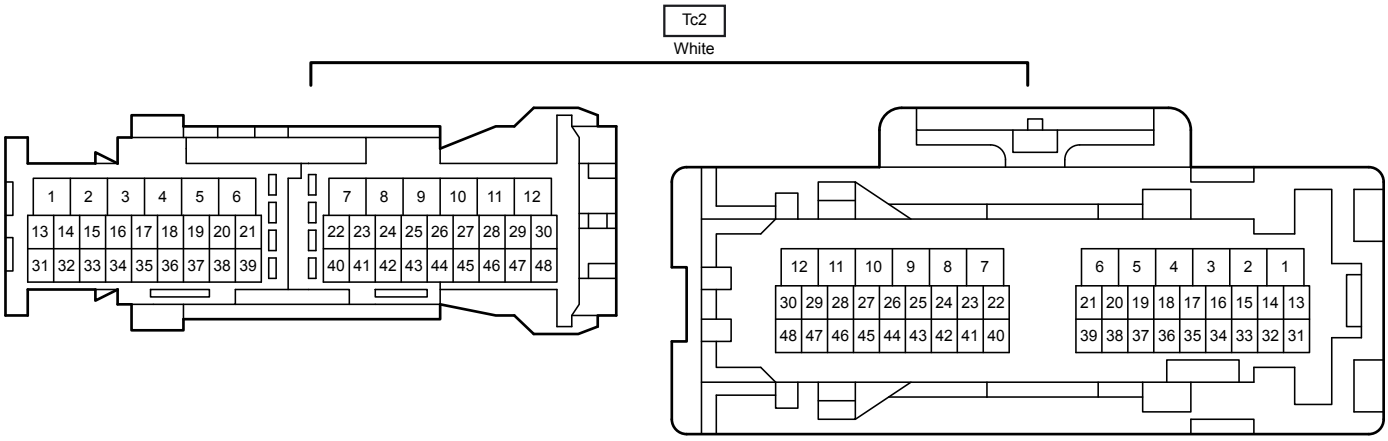
Tc2
White
1 2 3 4 5 6 7 8 9 10 11 12
13 14 15 16 17 18 19 20 21 22 23 24 25 26 27 28 29 30
31 32 33 34 35 36 37 38 39 40 41 42 43 44 45 46 47 48
12 11 10 9 8 7 6 5 4 3 2 1
30 29 28 27 26 25 24 23 22 21 20 19 18 17 16 15 14 13
48 47 46 45 44 43 42 41 40 39 38 37 36 35 34 33 32 31