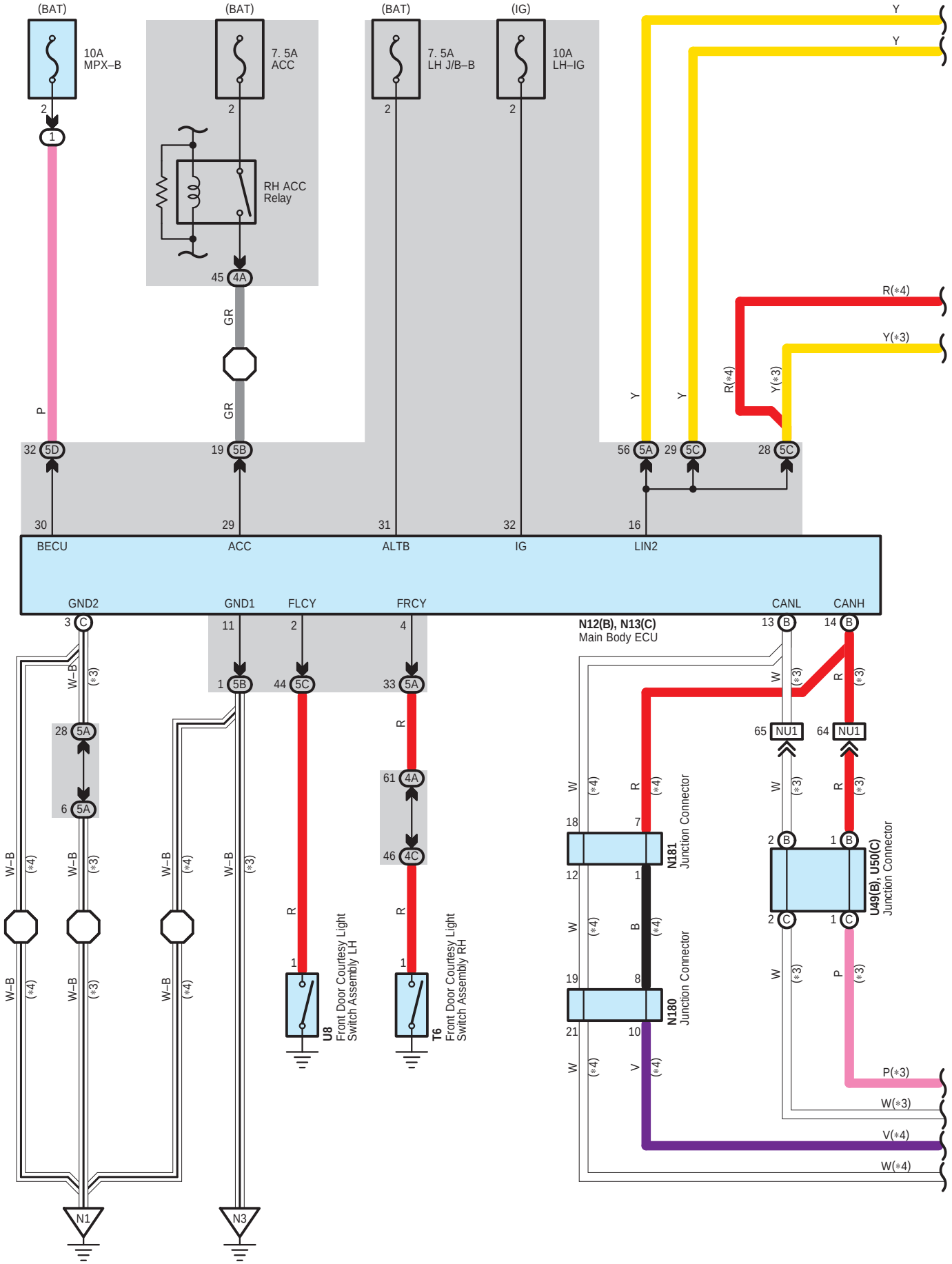
(BAT)
10A
MPX–B
(BAT)
7. 5A
ACC
RH ACC
Relay
(BAT)
7. 5A
LH J/B–B
(IG)
10A
LH–IG
BECU
ACC
ALTB
IG
LIN2
GND2
GND1
FLCY
FRCY
CANL
CANH
N12(B), N13(C)
Main Body ECU
N181
Junction Connector
N180
Junction Connector
U49(B), U50(C)
Junction Connector
U8
Front Door Courtesy Light
Switch Assembly LH
T6
Front Door Courtesy Light
Switch Assembly RH
N1
N3
R(∗4)
Y(∗3)
P(∗3)
W(∗3)
V(∗4)
W(∗4)

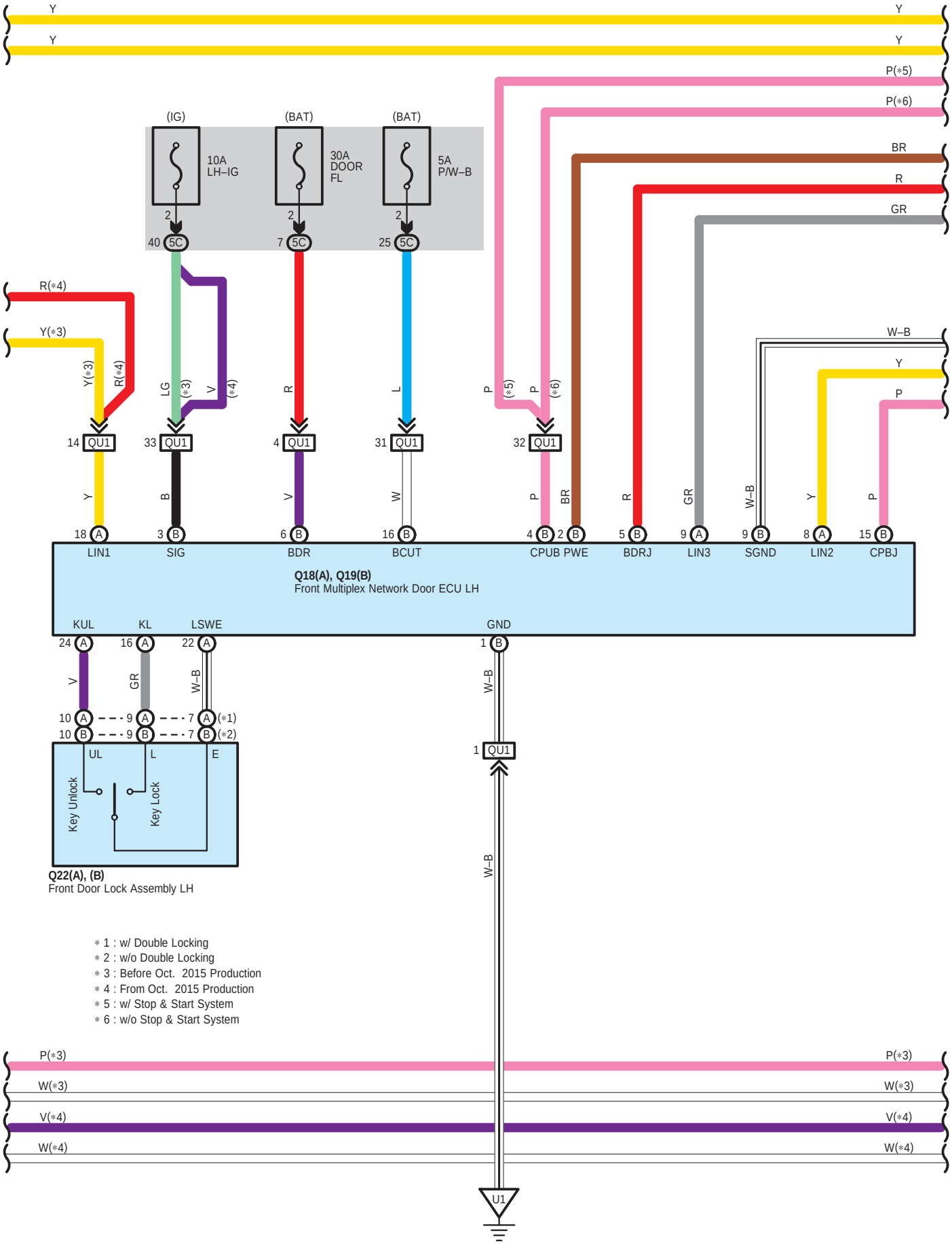
Y
Y
Y
Y
P(∗5)
P(∗6)
BR
R
GR
(IG)
(BAT)
(BAT)
10A
LH–IG
30A
DOOR
FL
5A
P/W–B
2
40 5C
7 5C
25 5C
R(∗4)
Y(∗3)
Y(∗3)
R(∗4)
LG
(∗3)
V
(∗4)
R
L
P
(∗5)
P
(∗6)
W–B
Y
P
14 QU1
33 QU1
4 QU1
31 QU1
32 QU1
Y
B
V
W
P
BR
R
GR
W–B
Y
P
18 A
3 B
6 B
16 B
4 B
2 B
5 B
9 A
9 B
8 A
15 B
LIN1
SIG
BDR
BCUT
CPUB
PWE
BDRJ
LIN3
SGND
LIN2
CPBJ
Q18(A), Q19(B)
Front Multiplex Network Door ECU LH
KUL
KL
LSWE
GND
24 A
16 A
22 A
1 B
V
GR
W–B
W–B
10 A
9 A
7 A
(∗1)
10 B
9 B
7 B
(∗2)
1 QU1
UL
L
E
Key Unlock
Key Lock
W–B
Q22(A), (B)
Front Door Lock Assembly LH
∗ 1 : w/ Double Locking
∗ 2 : w/o Double Locking
∗ 3 : Before Oct. 2015 Production
∗ 4 : From Oct. 2015 Production
∗ 5 : w/ Stop & Start System
∗ 6 : w/o Stop & Start System
P(∗3)
W(∗3)
V(∗4)
W(∗4)
P(∗3)
W(∗3)
V(∗4)
W(∗4)
U1

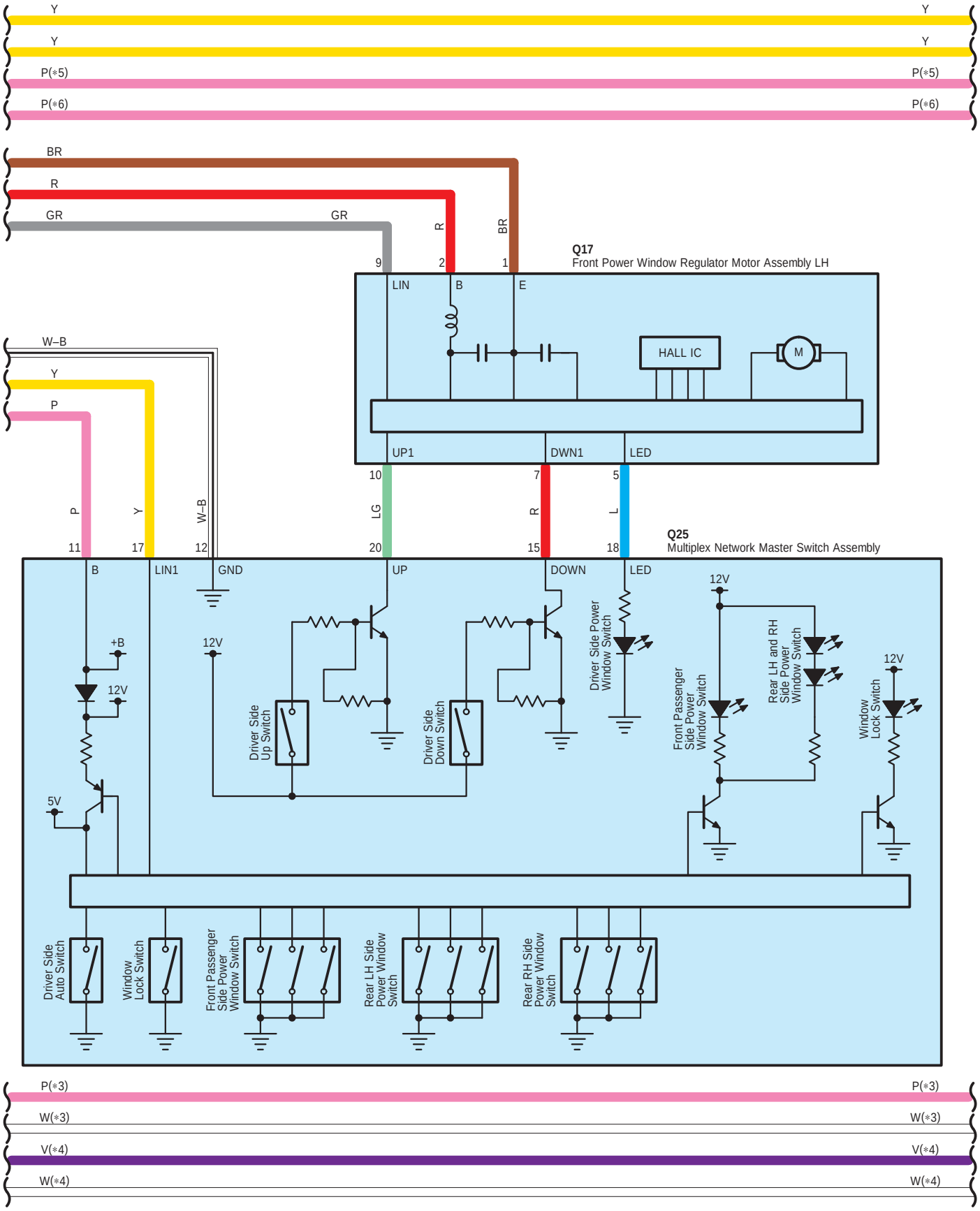
Y
Y
P(*5)
P(*6)
BR
R
GR
GR
R
BR
9
2
1
Q17
Front Power Window Regulator Motor Assembly LH
LIN
B
E
HALL IC
M
W–B
Y
P
UP1
DWN1
LED
10
7
5
LG
R
L
P
Y
W–B
11
17
12
20
15
18
Q25
Multiplex Network Master Switch Assembly
B
LIN1
GND
UP
DOWN
LED
12V
+B
12V
12V
5V
Driver Side Up Switch
Driver Side Down Switch
Driver Side Power Window Switch
Front Passenger Side Power Window Switch
Rear LH and RH Side Power Window Switch
Window Lock Switch
Driver Side Auto Switch
Window Lock Switch
Front Passenger Side Power Window Switch
Rear LH Side Power Window Switch
Rear RH Side Power Window Switch
P(*3)
W(*3)
V(*4)
W(*4)

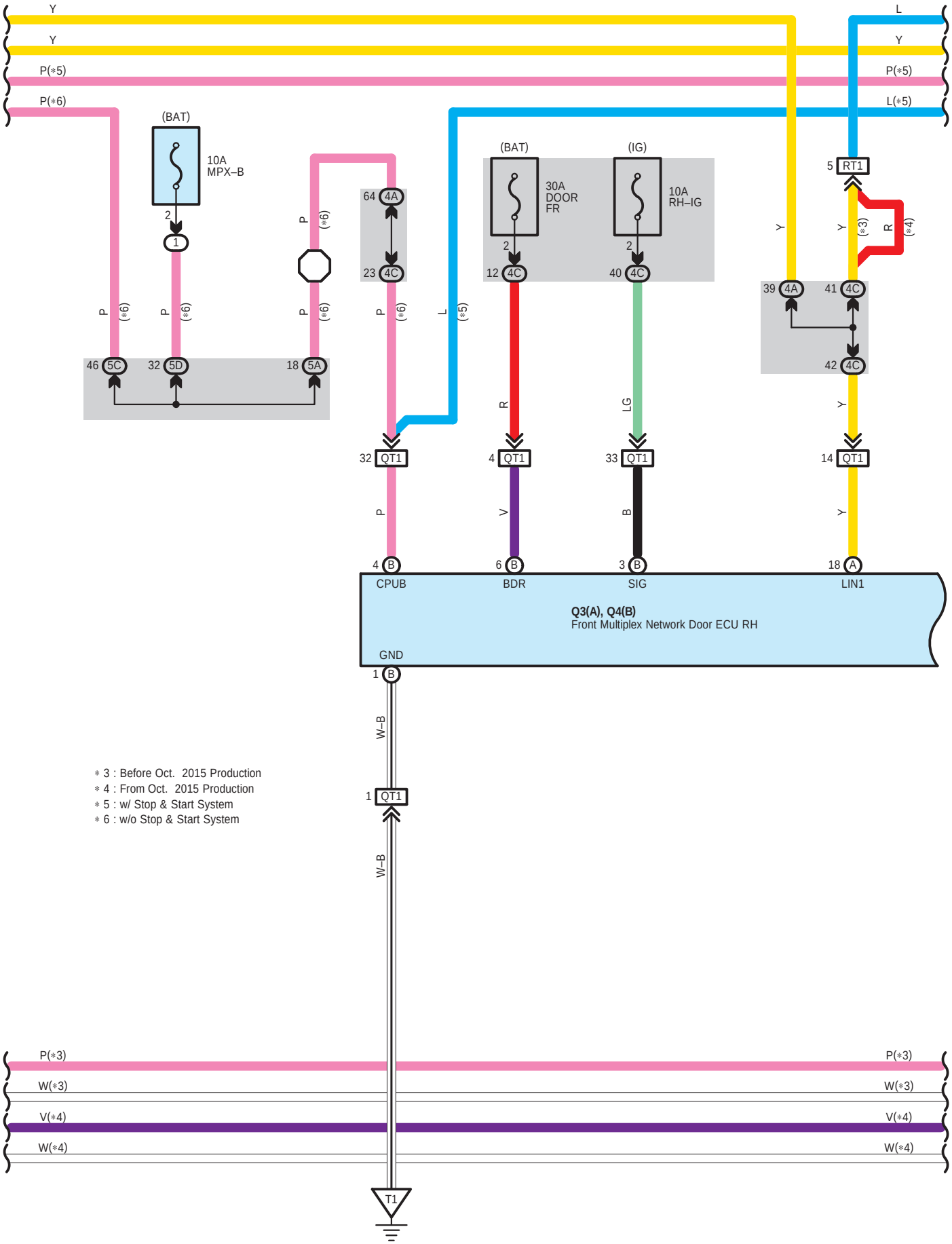
Y
Y
P(∗5)
P(∗6)
L
Y
P(∗5)
L(∗5)
(BAT)
10A
MPX–B
2
1
P
(∗6)
46 5C
32 5D
18 5A
64 4A
23 4C
L
(∗5)
32 QT1
P
4 B
CPUB
(BAT)
30A
DOOR
FR
12 4C
R
4 QT1
V
6 B
BDR
(IG)
10A
RH–IG
40 4C
LG
33 QT1
B
3 B
SIG
5 RT1
Y
(∗3)
R
(∗4)
39 4A
41 4C
42 4C
14 QT1
18 A
LIN1
Q3(A), Q4(B)
Front Multiplex Network Door ECU RH
GND
1 B
W–B
1 QT1
∗ 3 : Before Oct. 2015 Production
∗ 4 : From Oct. 2015 Production
∗ 5 : w/ Stop & Start System
∗ 6 : w/o Stop & Start System
P(∗3)
W(∗3)
V(∗4)
W(∗4)
T1

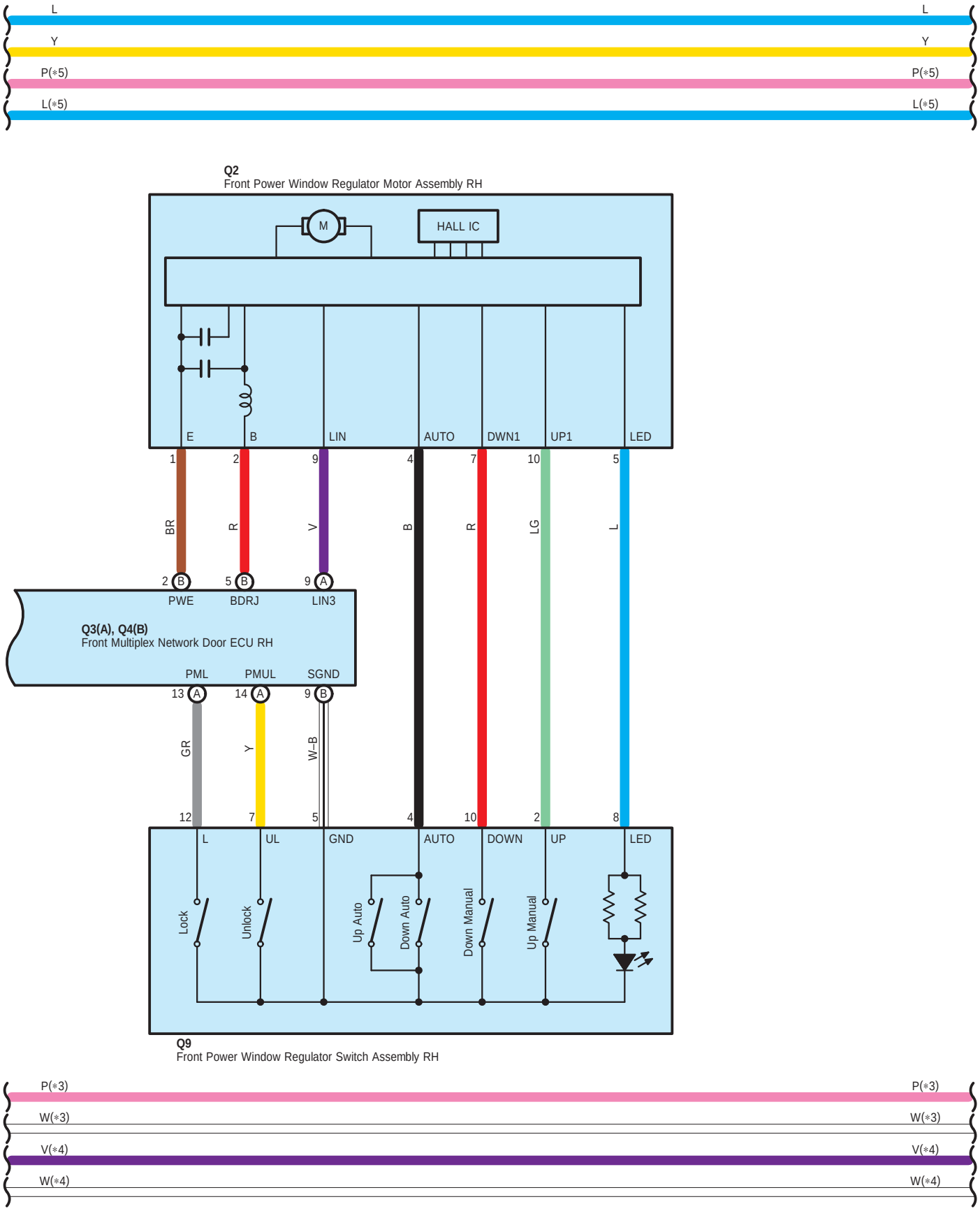
L
L
Y
Y
P(*5)
P(*5)
L(*5)
L(*5)
Q2
Front Power Window Regulator Motor Assembly RH
M
HALL IC
E
B
LIN
AUTO
DWN1
UP1
LED
1
2
9
4
7
10
5
BR
R
V
B
R
LG
L
2 B
5 B
9 A
PWE
BDRJ
LIN3
Q3(A), Q4(B)
Front Multiplex Network Door ECU RH
PML
PMUL
SGND
13 A
14 A
9 B
GR
Y
W–B
12
7
5
4
10
2
8
L
UL
GND
AUTO
DOWN
UP
LED
Lock
Unlock
Up Auto
Down Auto
Down Manual
Up Manual
Q9
Front Power Window Regulator Switch Assembly RH
P(*3)
P(*3)
W(*3)
W(*3)
V(*4)
V(*4)
W(*4)
W(*4)

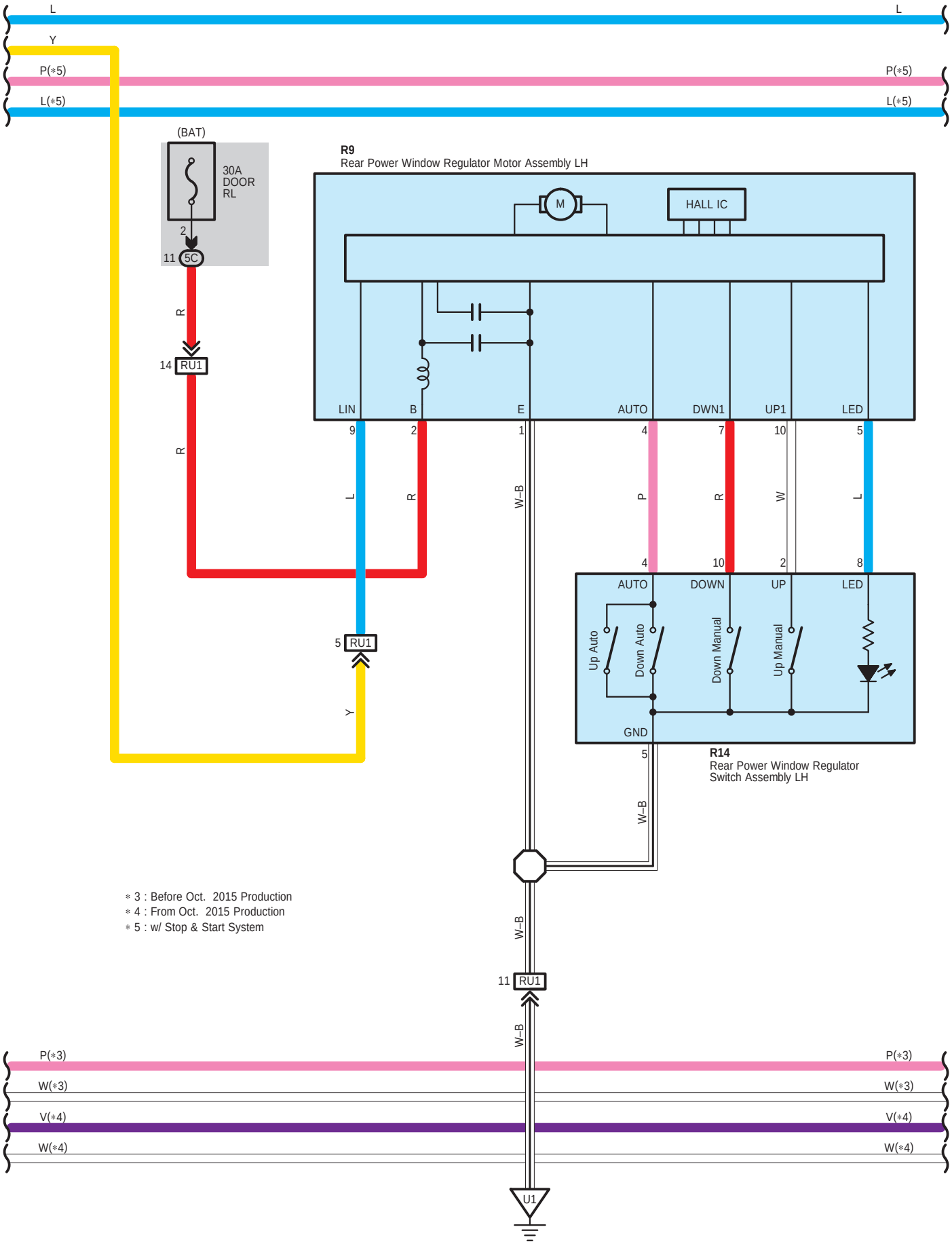
L
L
Y
P(∗5)
P(∗5)
L(∗5)
L(∗5)
(BAT)
30A
DOOR
RL
2
11
5C
R
14
RU1
R
R9
Rear Power Window Regulator Motor Assembly LH
M
HALL IC
LIN
B
E
AUTO
DWN1
UP1
LED
9
2
1
4
7
10
5
L
R
W–B
P
R
W
L
4
10
2
8
AUTO
DOWN
UP
LED
Up Auto
Down Auto
Down Manual
Up Manual
GND
5
R14
Rear Power Window Regulator
Switch Assembly LH
5
RU1
Y
W–B
∗ 3 : Before Oct. 2015 Production
∗ 4 : From Oct. 2015 Production
∗ 5 : w/ Stop & Start System
W–B
11
RU1
W–B
P(∗3)
P(∗3)
W(∗3)
W(∗3)
V(∗4)
V(∗4)
W(∗4)
W(∗4)
U1

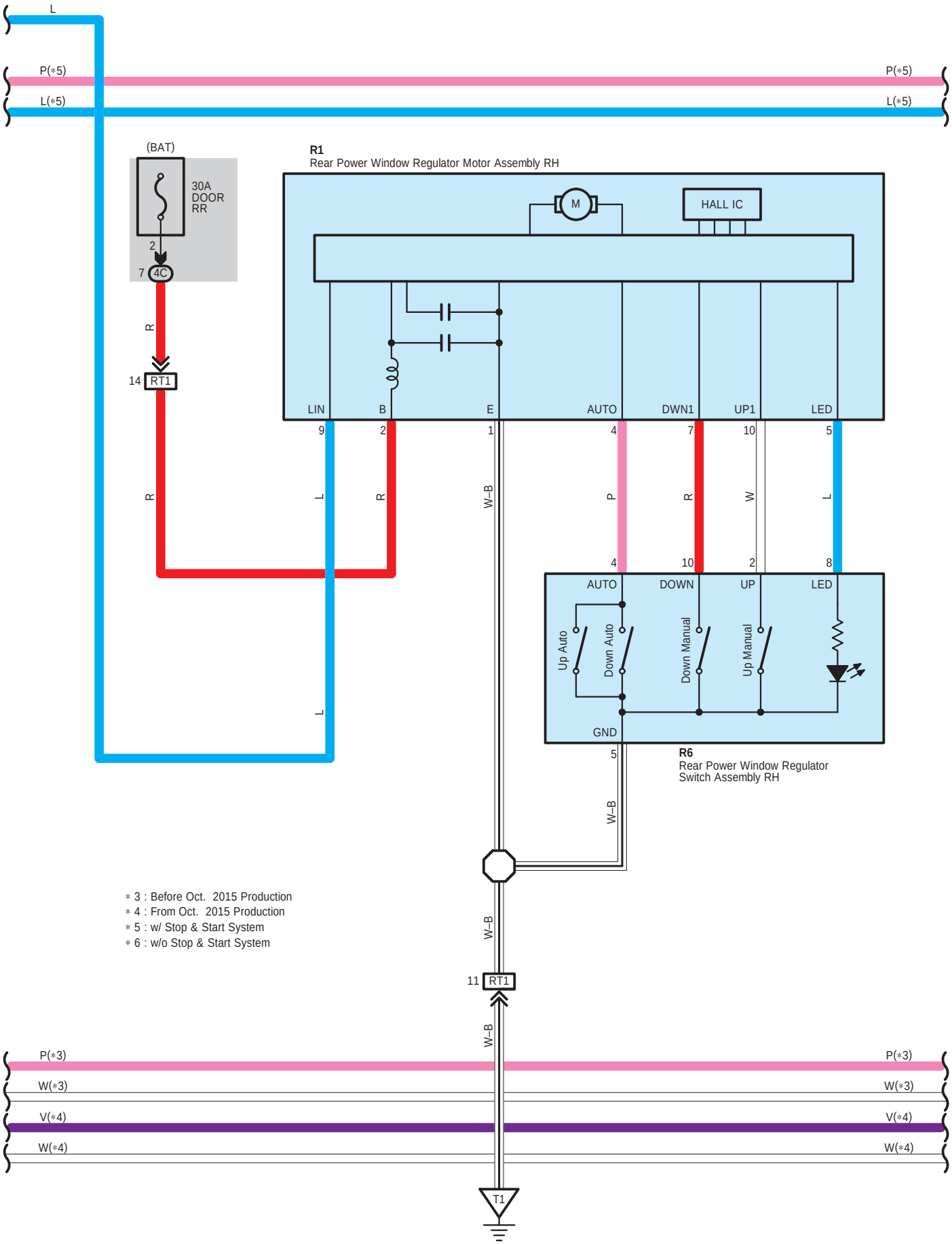
L
P(∗5)
L(∗5)
P(∗5)
L(∗5)
(BAT)
30A
DOOR
RR
2
7
4C
R
14
RT1
R1
Rear Power Window Regulator Motor Assembly RH
M
HALL IC
LIN
B
E
AUTO
DWN1
UP1
LED
9
2
1
4
7
10
5
R
L
R
W–B
P
R
W
L
4
10
2
8
AUTO
DOWN
UP
LED
Up Auto
Down Auto
Down Manual
Up Manual
GND
5
R6
Rear Power Window Regulator
Switch Assembly RH
W–B
L
W–B
∗ 3 : Before Oct. 2015 Production
∗ 4 : From Oct. 2015 Production
∗ 5 : w/ Stop & Start System
∗ 6 : w/o Stop & Start System
W–B
11
RT1
W–B
P(∗3)
W(∗3)
V(∗4)
W(∗4)
P(∗3)
W(∗3)
V(∗4)
W(∗4)
T1

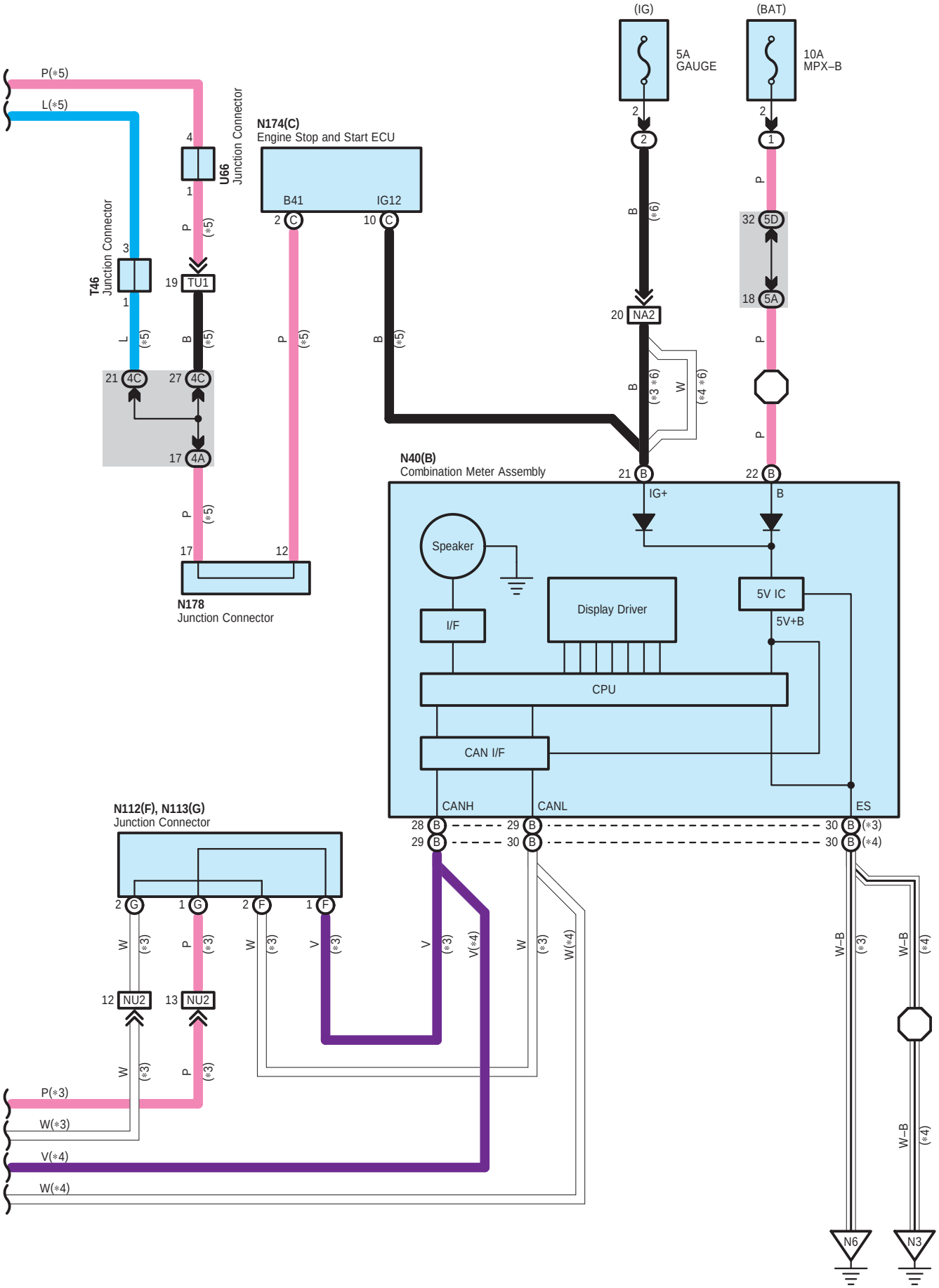
(IG)
(BAT)
5A
GAUGE
10A
MPX–B
P(∗5)
L(∗5)
U66
Junction Connector
T46
Junction Connector
N174(C)
Engine Stop and Start ECU
B41
IG12
TU1
NA2
5D
5A
4C
4A
N178
Junction Connector
N40(B)
Combination Meter Assembly
IG+
B
Speaker
I/F
Display Driver
5V IC
5V+B
CPU
CAN I/F
CANH
CANL
ES
N112(F), N113(G)
Junction Connector
NU2
P(∗3)
W(∗3)
V(∗4)
W(∗4)
W–B
N6
N3

N 12
White

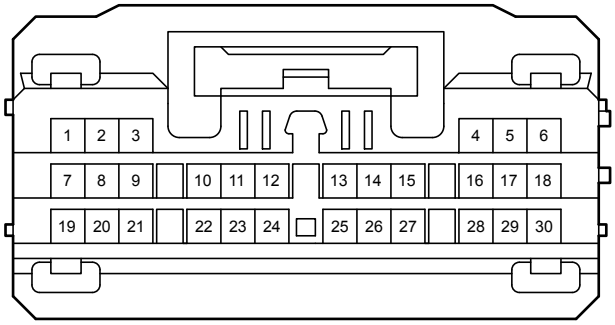

N 13
White

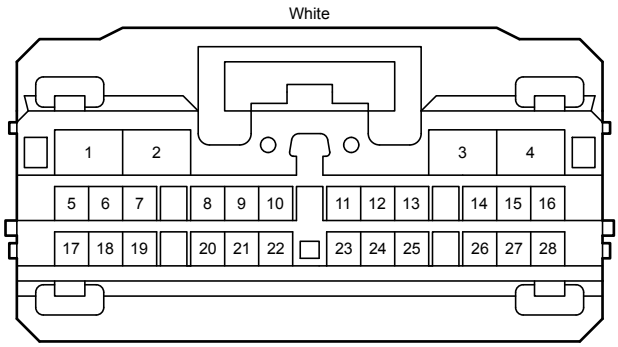

N 40
Black

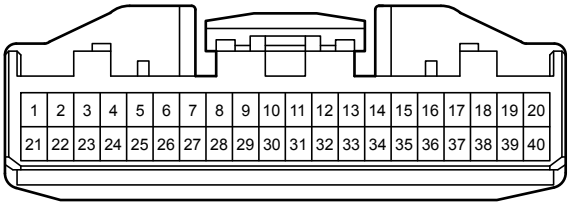

N112
White

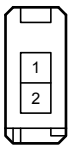

N113
White

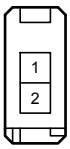

N174
Black

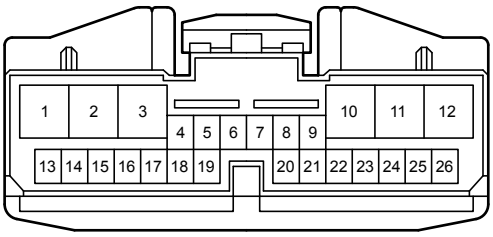

N178
Gray

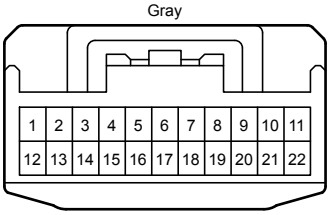

N180
Gray

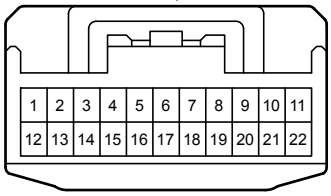

N181
Gray

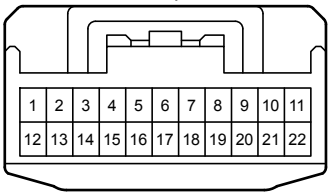

Q 2
White

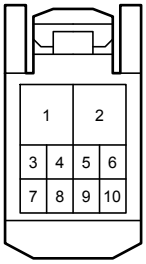

Q 3
White

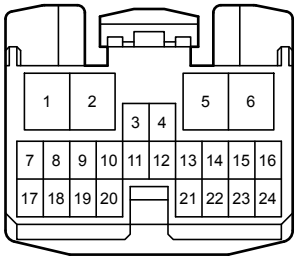

Q 4
White

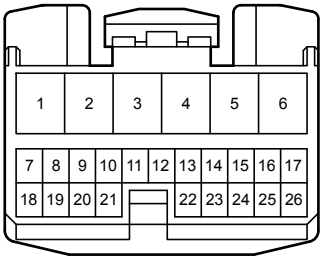

Q 9
White

Q 17
White

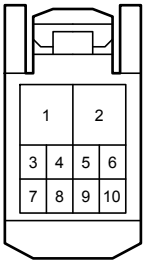

Q 18
White

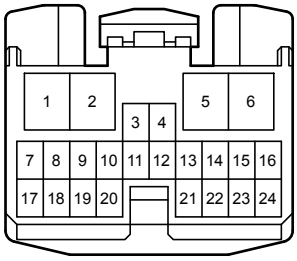

Q 19
White

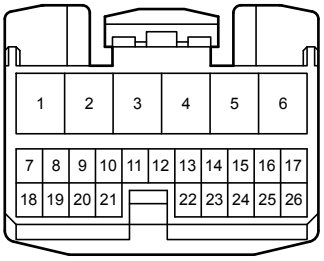

Q 22
White

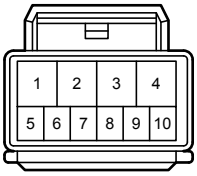

Q 25
White

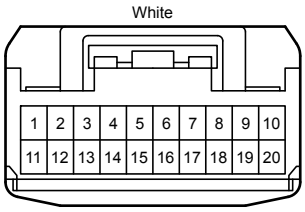

R 1
White

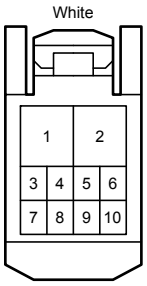

R 6
White

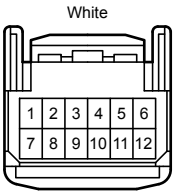

R 9
White

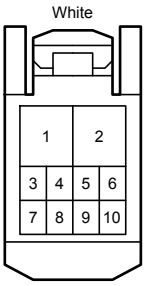

R 14
White



T 6
Black

T 46
Black

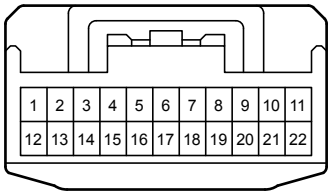

U 8
Black

U 49
White

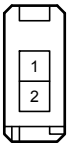

U 50
White

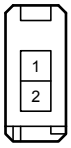

U 66
Gray

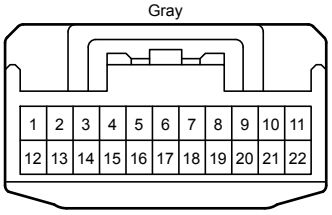

4A
White

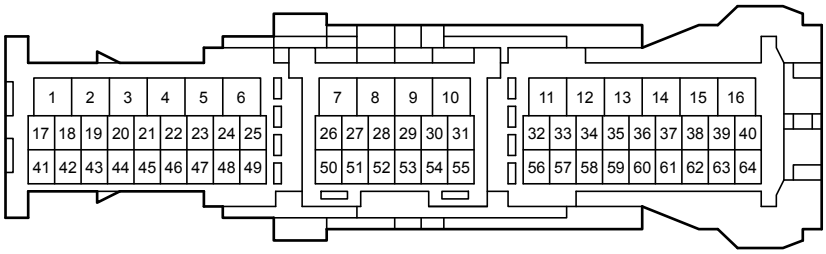

4C
White

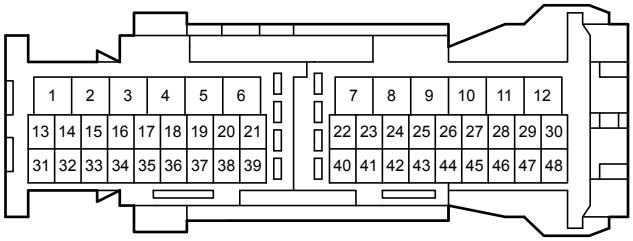

5A
White

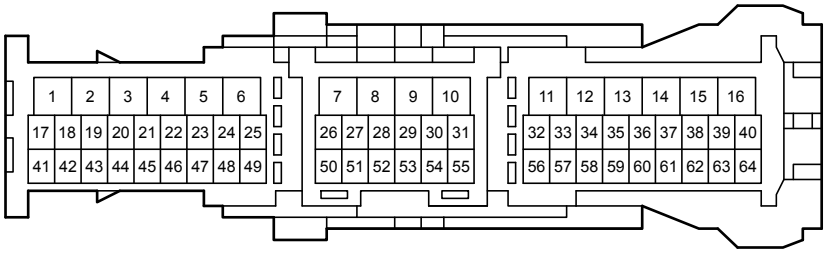

5B
White

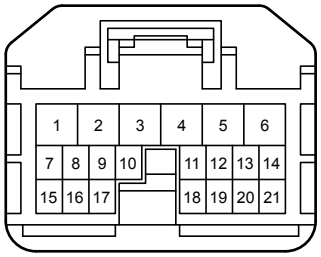

5C
White

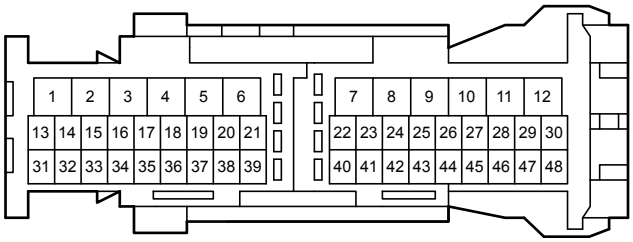

5D
White

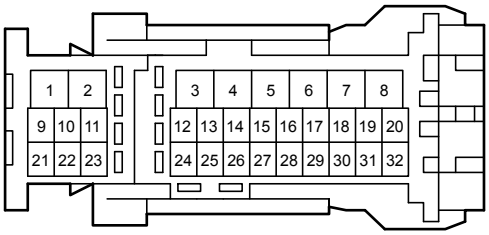

NA2
White

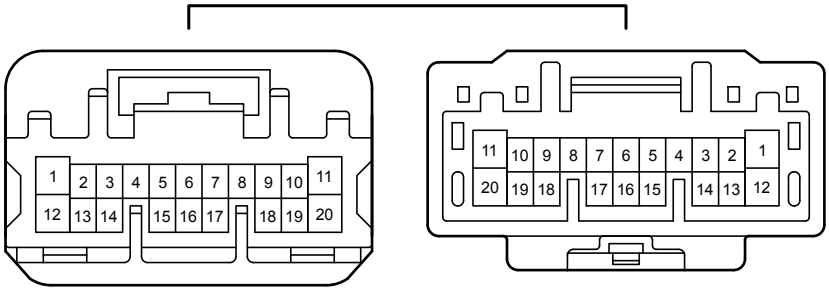

NU1
White

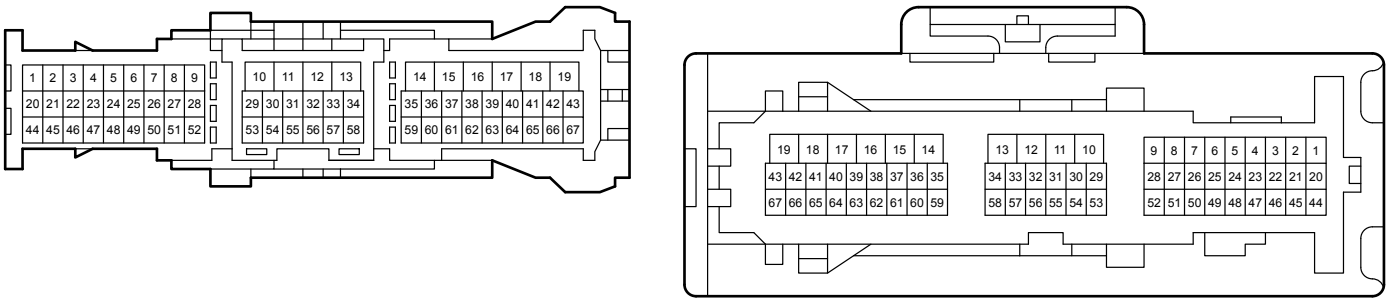

NU2
White

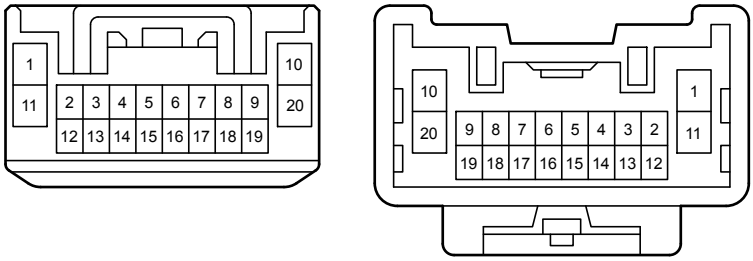

QT1
White

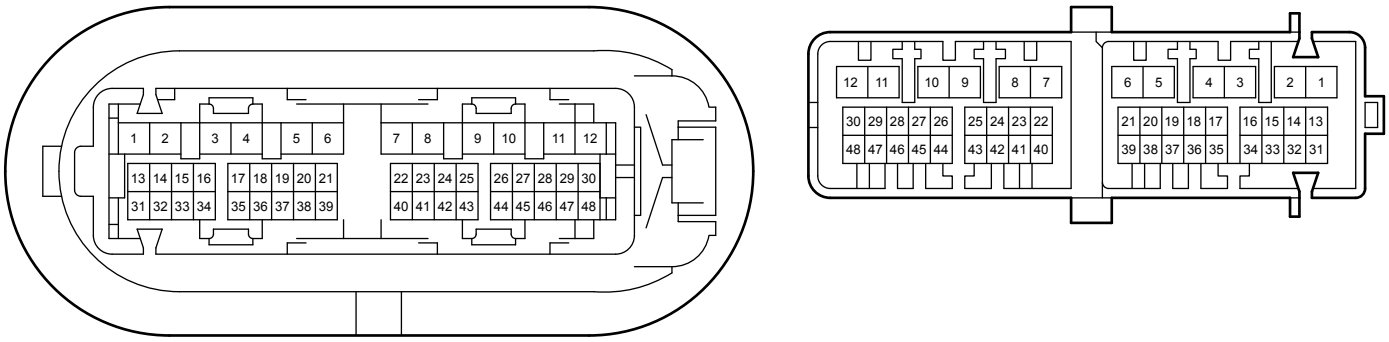

QU1
White

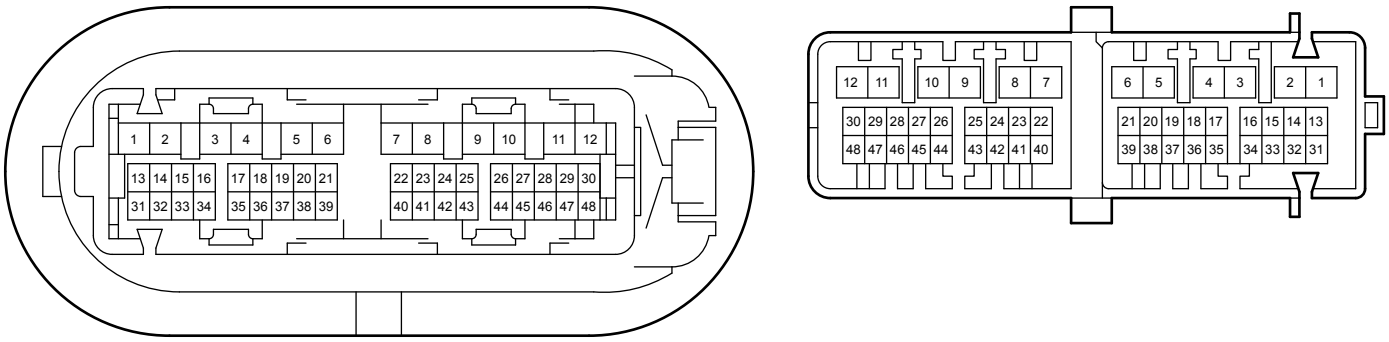

RT1
White

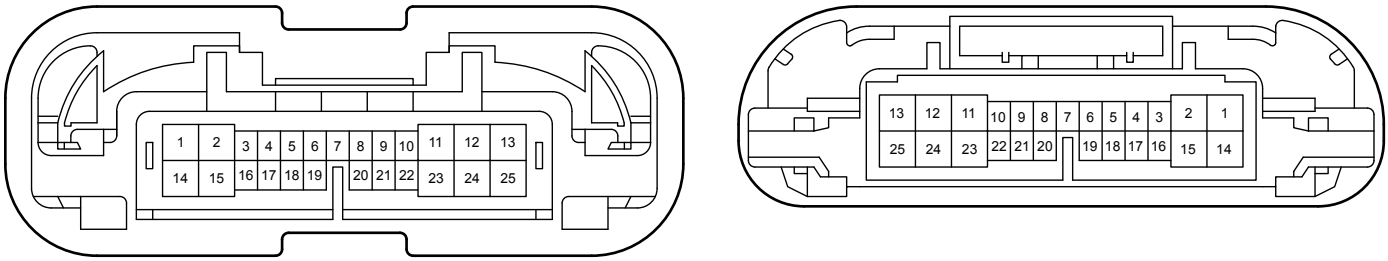

RU1
White

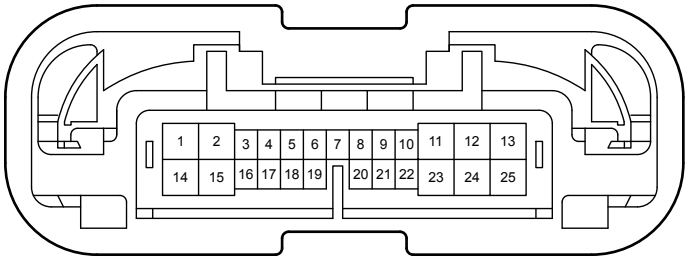

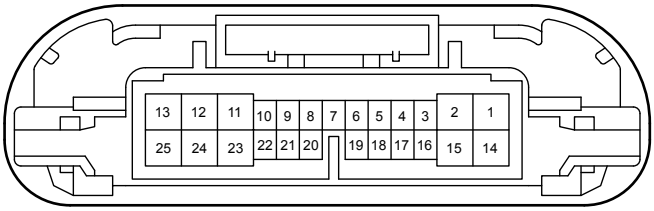
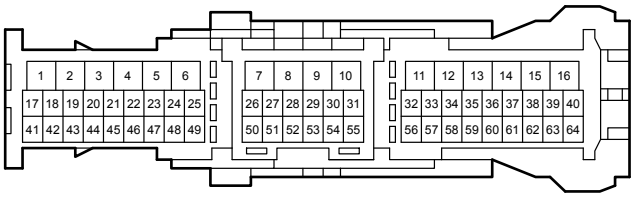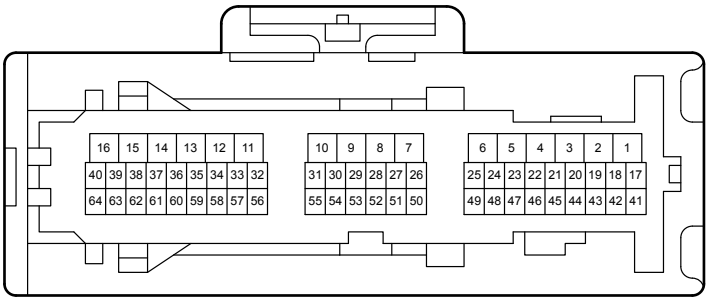
TU1
White