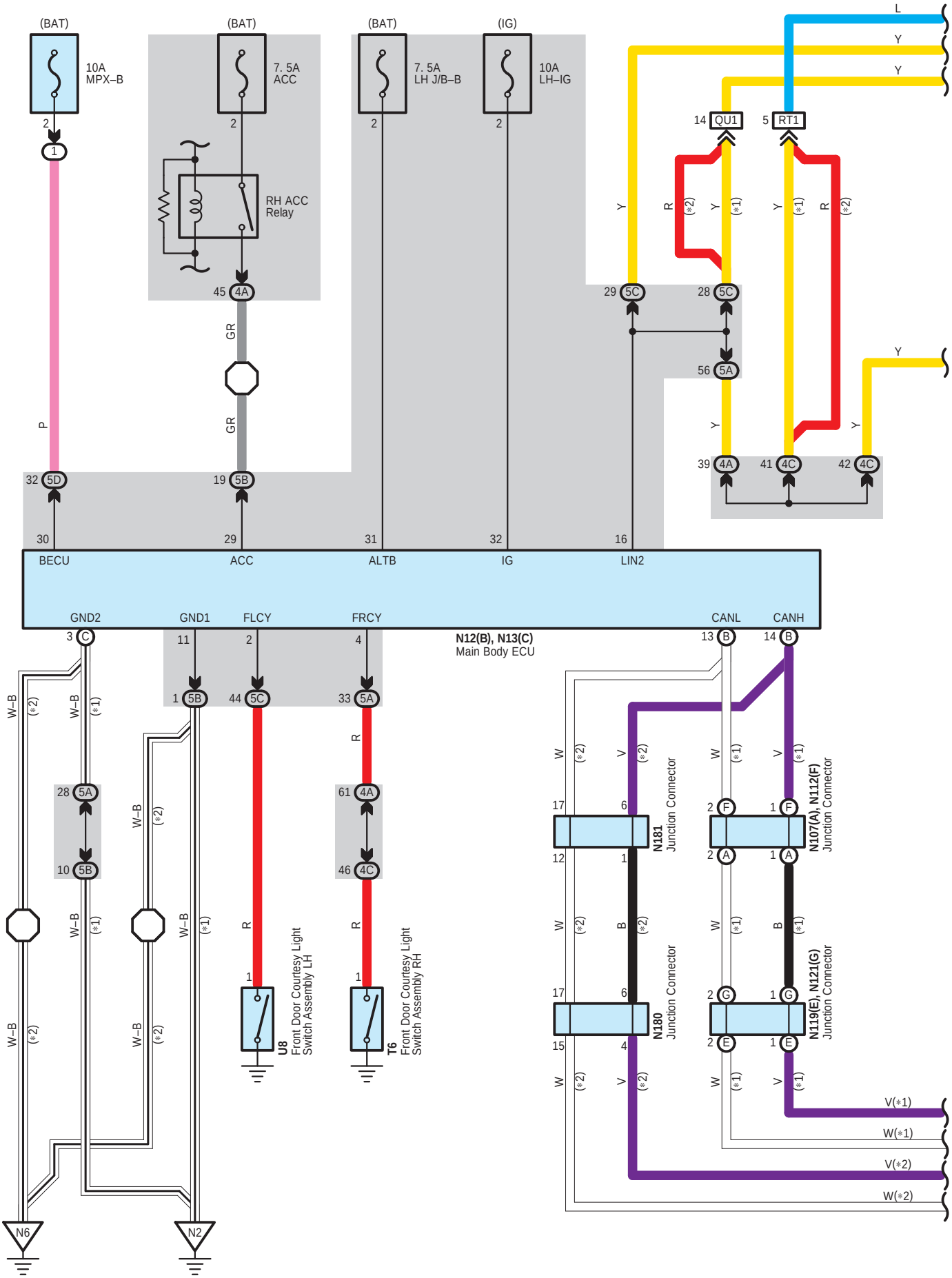
(BAT)
10A
MPX–B
(BAT)
7. 5A
ACC
RH ACC
Relay
(BAT)
7. 5A
LH J/B–B
(IG)
10A
LH–IG
L
Y
Y
14 QU1
5 RT1
Y
R
(*2)
Y
(*1)
Y
(*1)
R
(*2)
45 4A
GR
GR
P
29 5C
28 5C
56 5A
Y
Y
Y
39 4A
41 4C
42 4C
32 5D
19 5B
30
29
31
32
16
BECU
ACC
ALTB
IG
LIN2
GND2
GND1
FLCY
FRCY
CANL
CANH
3 C
11
2
4
13 B
14 B
N12(B), N13(C)
Main Body ECU
1 5B
44 5C
33 5A
W–B
(*2)
W–B
(*1)
28 5A
10 5B
61 4A
46 4C
R
R
R
1
1
U8
Front Door Courtesy Light
Switch Assembly LH
T6
Front Door Courtesy Light
Switch Assembly RH
W
(*2)
V
(*2)
W
(*1)
V
(*1)
17
6
12
1
N181
Junction Connector
2 F
1 F
2 A
1 A
N107(A), N112(F)
Junction Connector
W
(*2)
B
(*2)
W
(*1)
B
(*1)
17
6
15
4
N180
Junction Connector
2 G
1 G
2 E
1 E
N119(E), N121(G)
Junction Connector
V(*1)
W(*1)
V(*2)
W(*2)
N6
N2

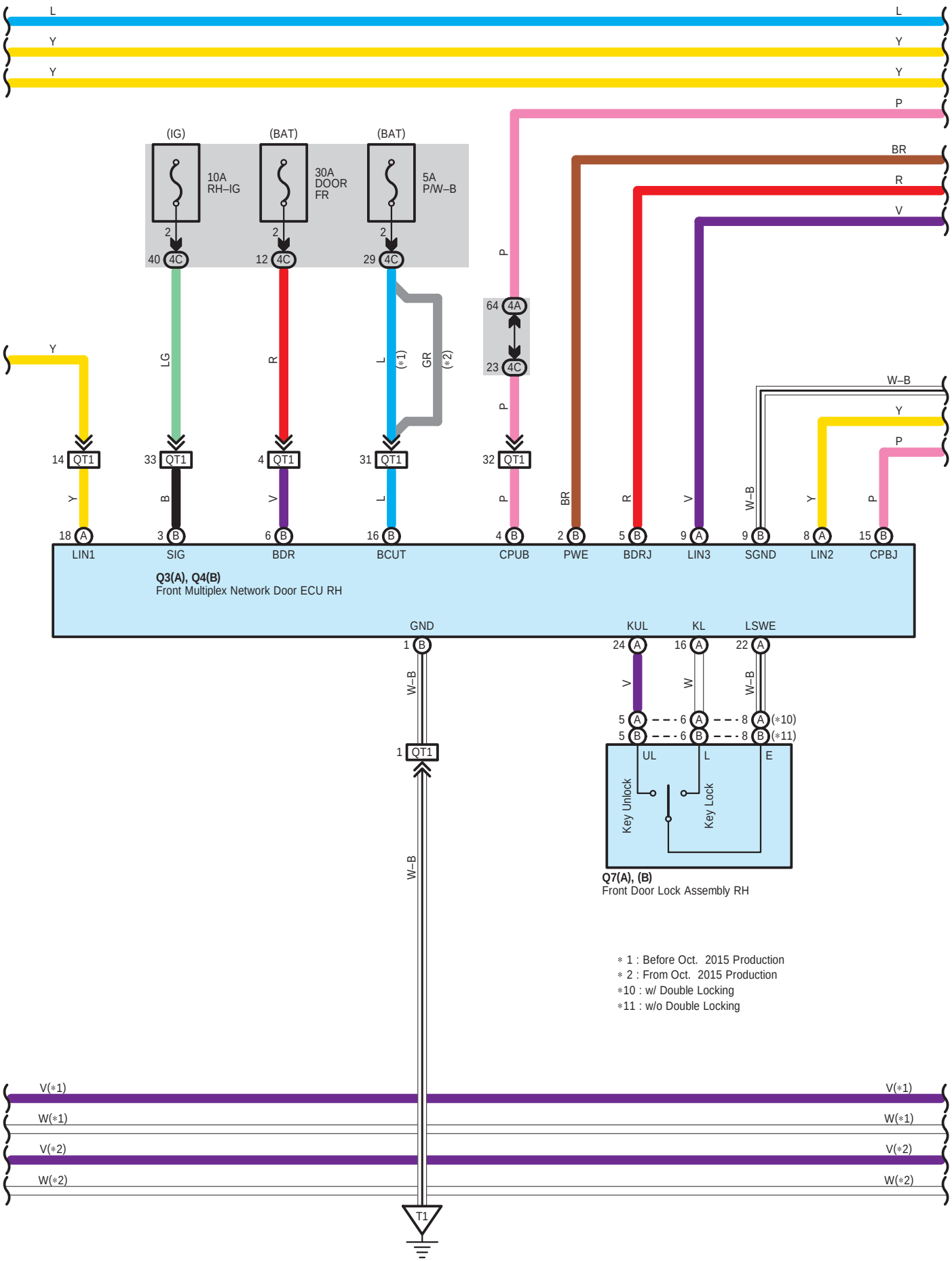

* 1 : Before Oct. 2015 Production
* 2 : From Oct. 2015 Production
*10 : w/ Double Locking
*11 : w/o Double Locking

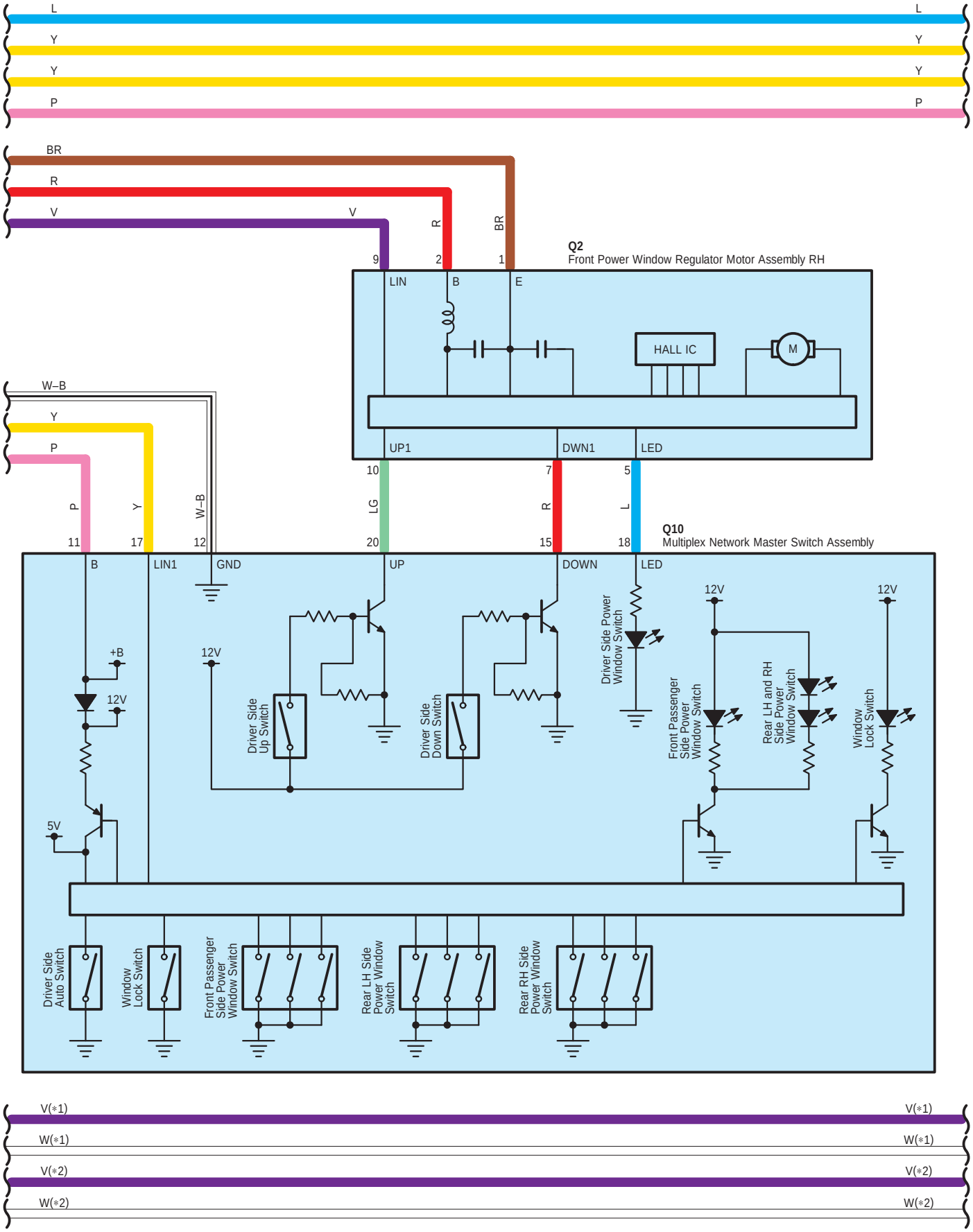
L
Y
Y
P
BR
R
V
Q2
Front Power Window Regulator Motor Assembly RH
LIN
B
E
HALL IC
M
UP1
DWN1
LED
W–B
Q10
Multiplex Network Master Switch Assembly
LIN1
GND
UP
DOWN
+B
12V
5V
Driver Side Up Switch
Driver Side Down Switch
Driver Side Power Window Switch
Front Passenger Side Power Window Switch
Rear LH and RH Side Power Window Switch
Window Lock Switch
Driver Side Auto Switch
Rear LH Side Power Window Switch
Rear RH Side Power Window Switch

V(*1)
W(*1)
V(*2)
W(*2)

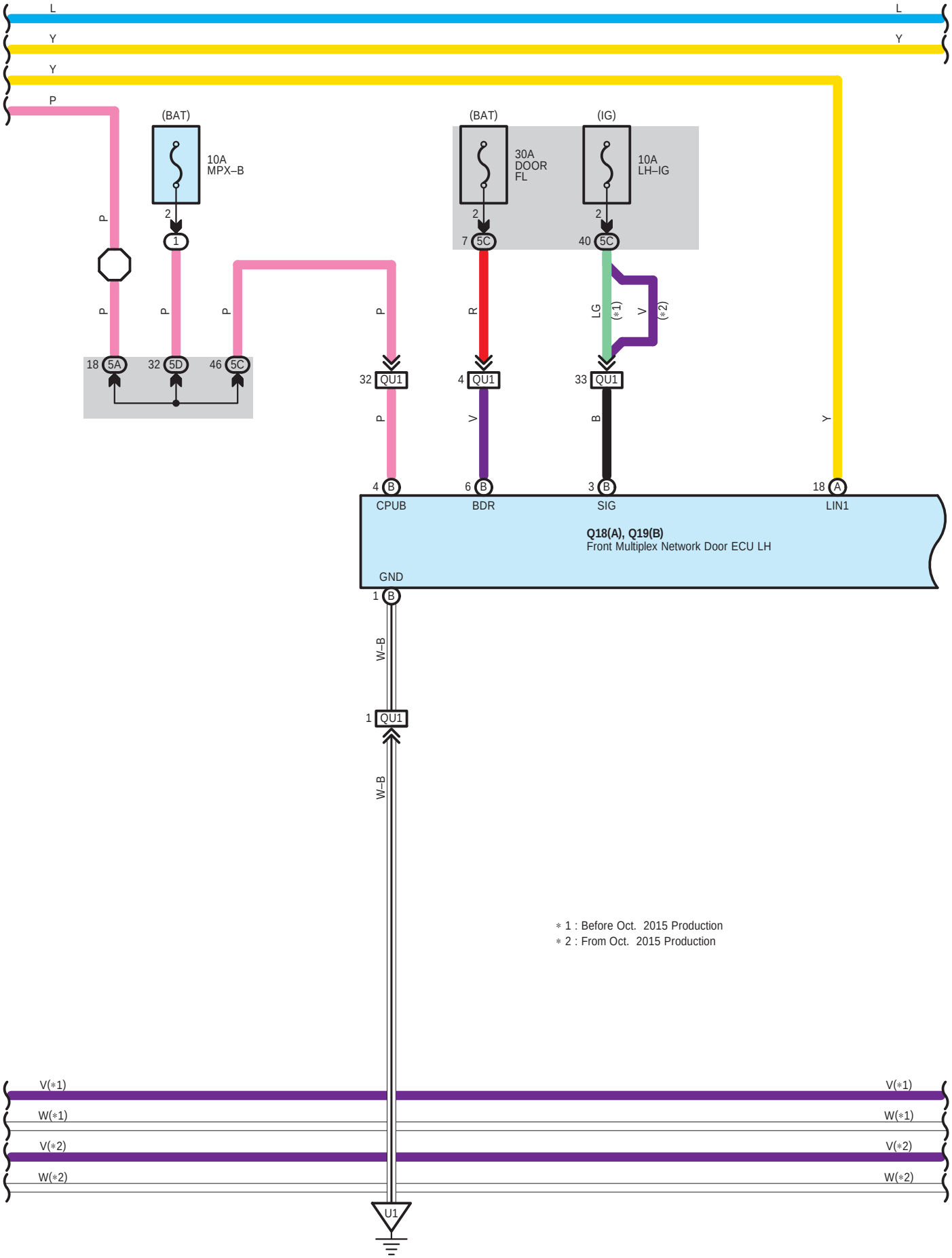
L
Y
Y
P
(BAT)
10A
MPX–B
2
1
P
P
P
P
18 5A
32 5D
46 5C
(BAT)
30A
DOOR
FL
2
7 5C
(IG)
10A
LH–IG
2
40 5C
R
LG
(*1)
V
(*2)
32 QU1
4 QU1
33 QU1
P
V
B
Y
4 B
6 B
3 B
18 A
CPUB
BDR
SIG
LIN1
Q18(A), Q19(B)
Front Multiplex Network Door ECU LH
GND
1 B
W–B
1 QU1
W–B
* 1 : Before Oct. 2015 Production
* 2 : From Oct. 2015 Production
V(*1)
W(*1)
V(*2)
W(*2)
U1

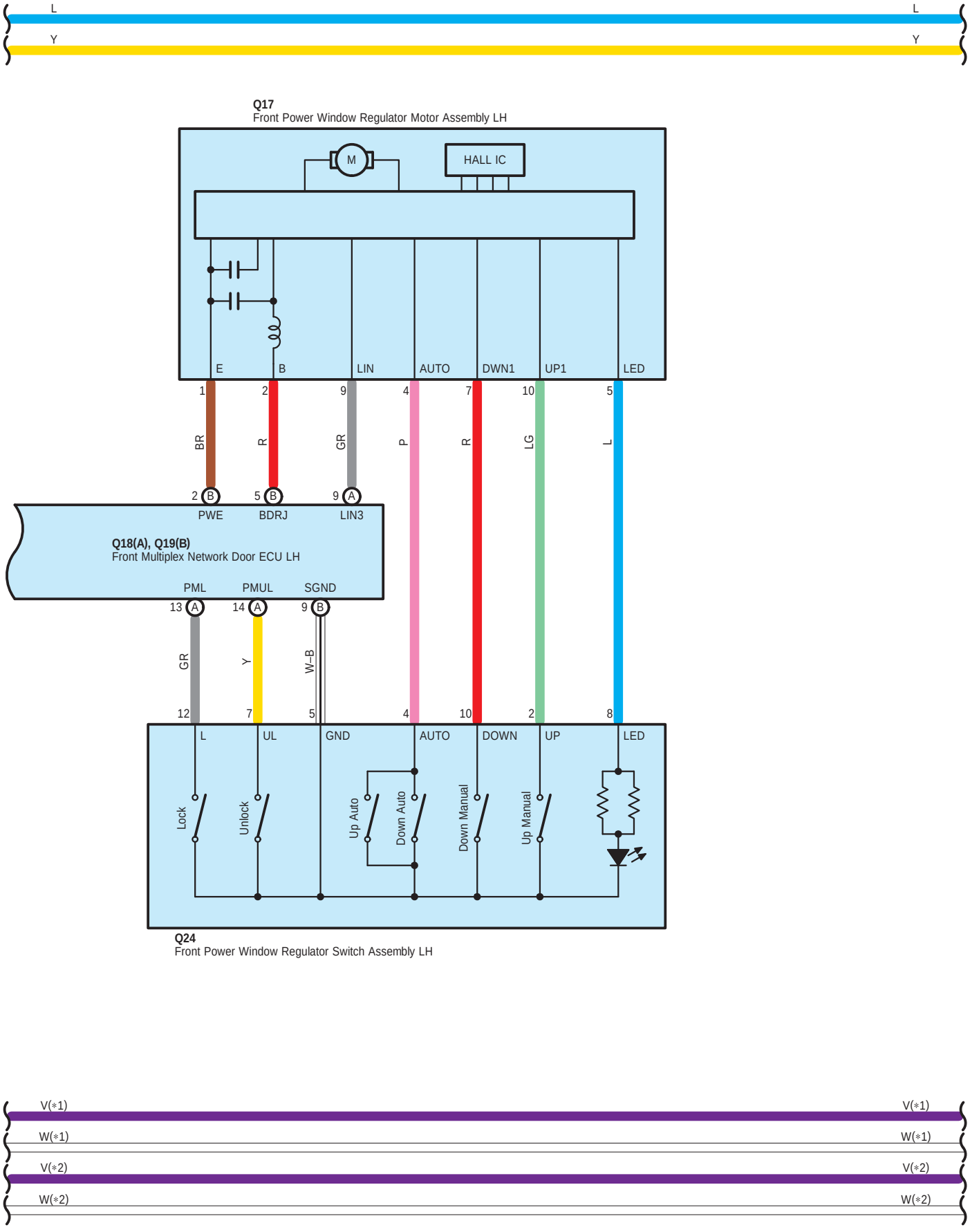
L
L
Y
Y
Q17
Front Power Window Regulator Motor Assembly LH
M
HALL IC
E
B
LIN
AUTO
DWN1
UP1
LED
1
2
9
4
7
10
5
BR
R
GR
P
R
LG
L
2 B
5 B
9 A
PWE
BDRJ
LIN3
Q18(A), Q19(B)
Front Multiplex Network Door ECU LH
PML
PMUL
SGND
13 A
14 A
9 B
GR
Y
W–B
12
7
5
4
10
2
8
L
UL
GND
AUTO
DOWN
UP
LED
Lock
Unlock
Up Auto
Down Auto
Down Manual
Up Manual
Q24
Front Power Window Regulator Switch Assembly LH
V(∗1)
V(∗1)
W(∗1)
W(∗1)
V(∗2)
V(∗2)
W(∗2)
W(∗2)

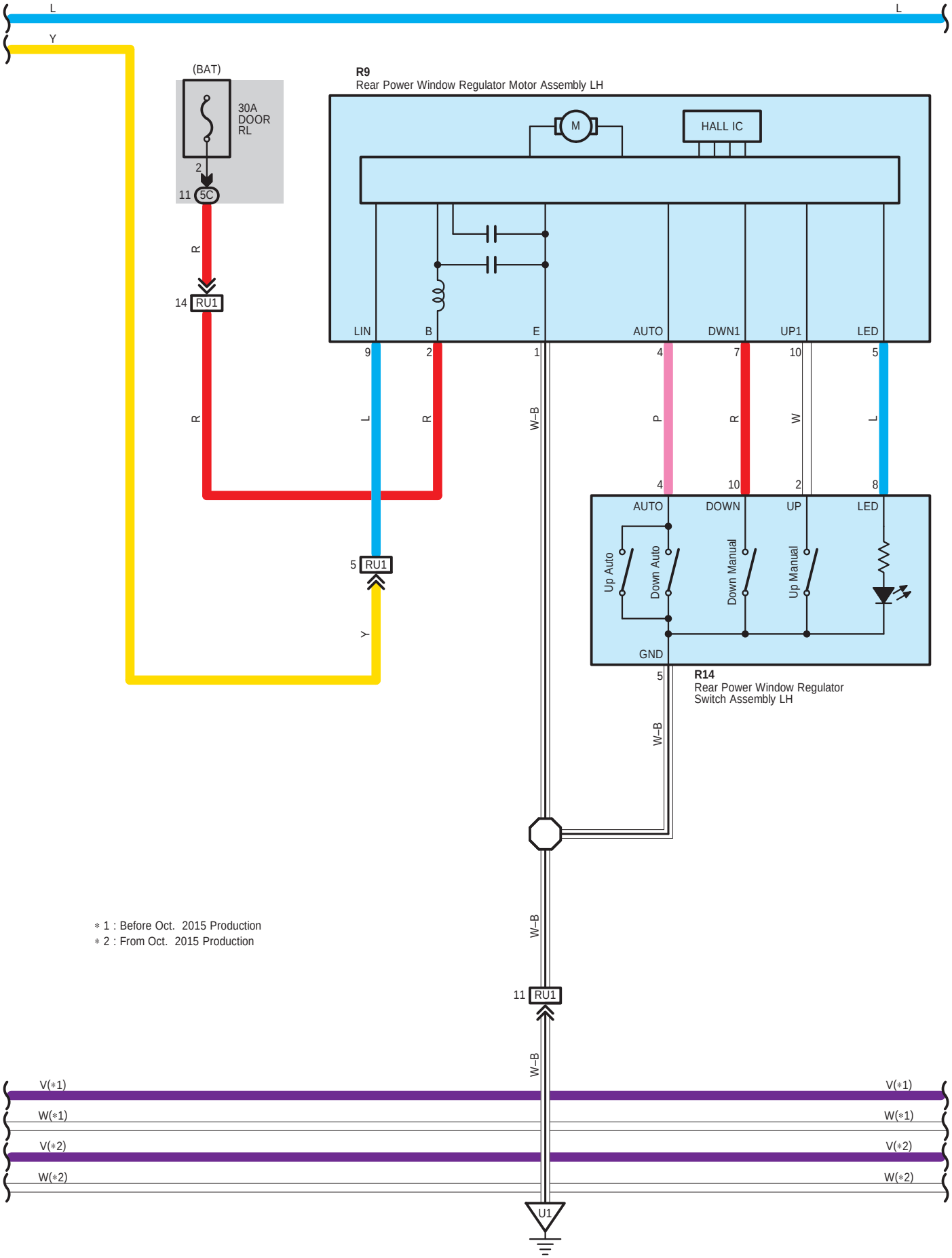

∗ 1 : Before Oct. 2015 Production
∗ 2 : From Oct. 2015 Production

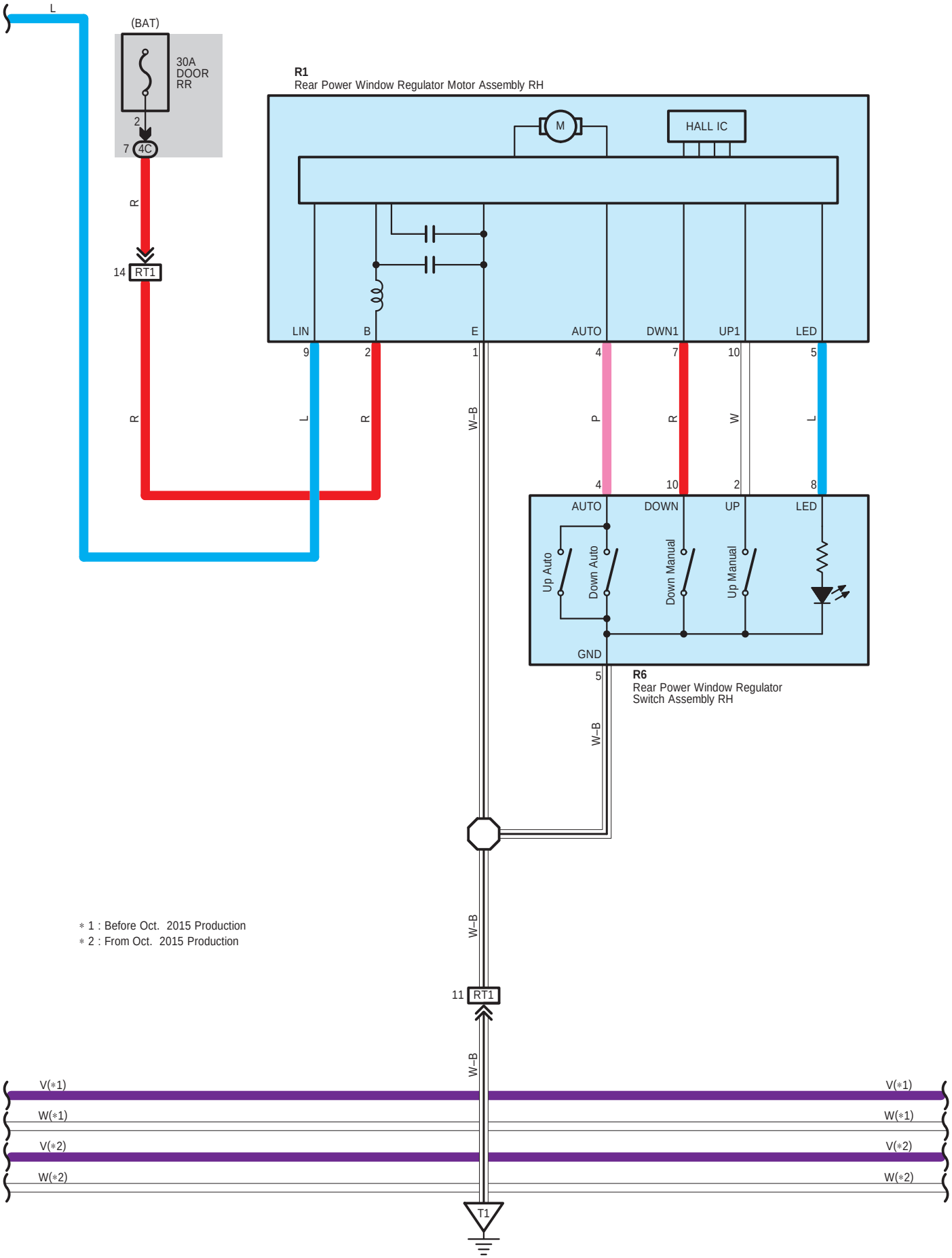

∗ 1 : Before Oct. 2015 Production
∗ 2 : From Oct. 2015 Production

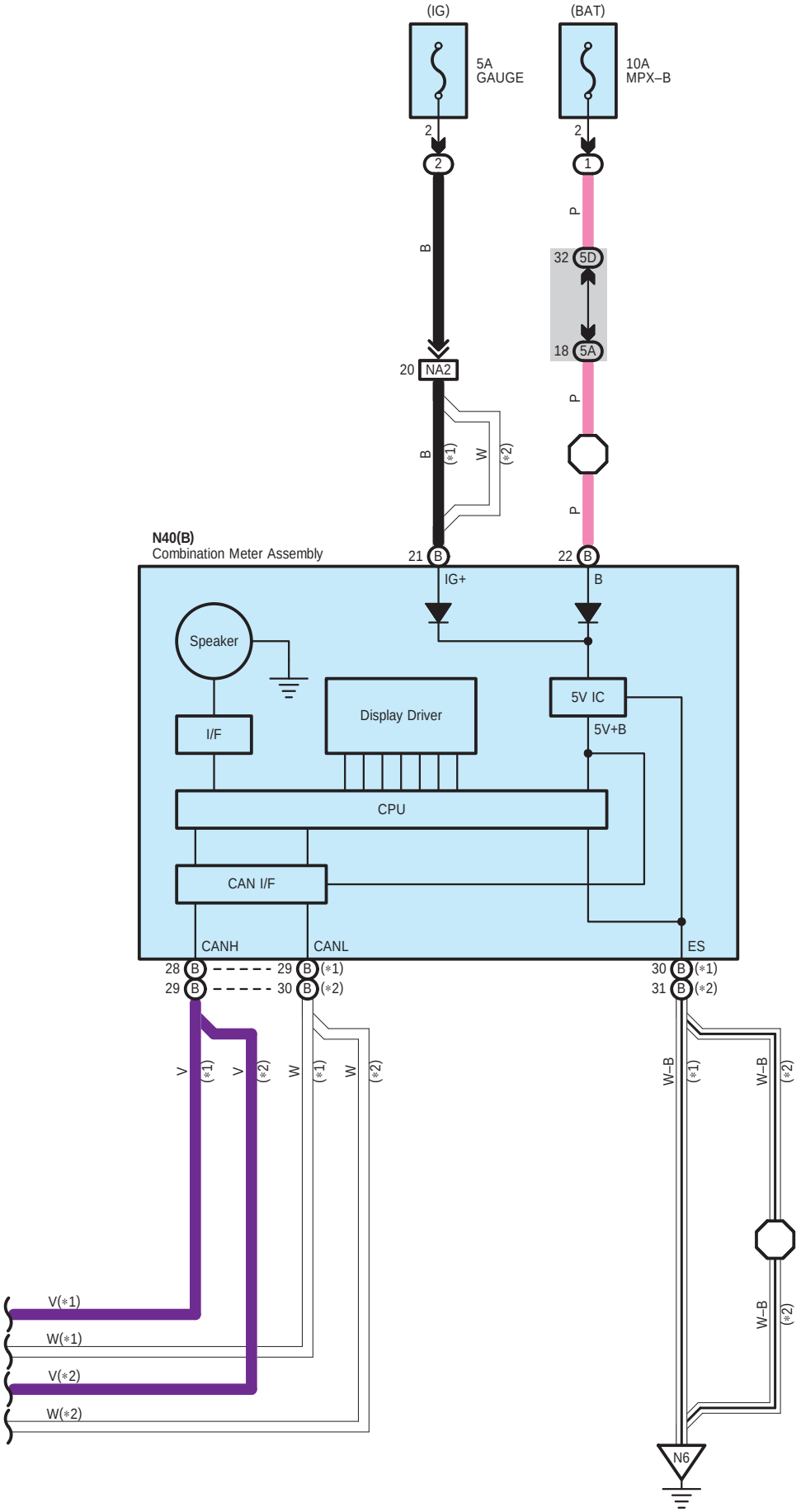
(IG)
(BAT)
5A
GAUGE
10A
MPX–B
2
2
2
1
B
P
32 5D
18 5A
20 NA2
P
B
(*1)
W
(*2)
P
N40(B)
Combination Meter Assembly
21 B
22 B
IG+
B
Speaker
Display Driver
5V IC
I/F
5V+B
CPU
CAN I/F
CANH
CANL
ES
28 B
29 B
29 B (*1)
30 B (*2)
30 B (*1)
31 B (*2)
V
(*1)
V
(*2)
W
(*1)
W
(*2)
W–B
(*1)
W–B
(*2)
W–B
(*2)
V(*1)
W(*1)
V(*2)
W(*2)
N6

N 12
White

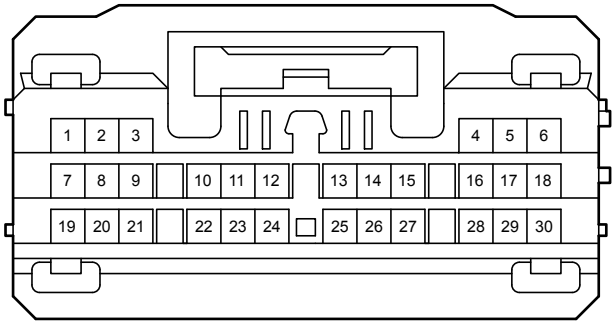

N 13
White

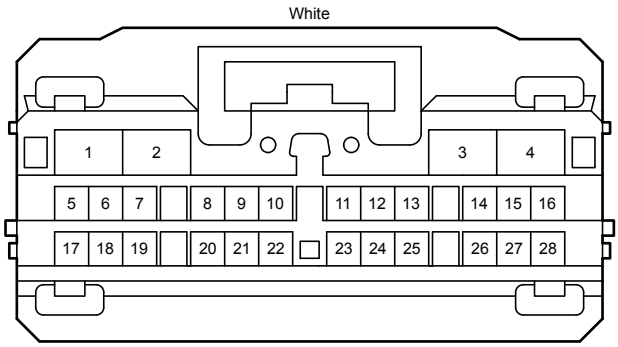

N 40
Black

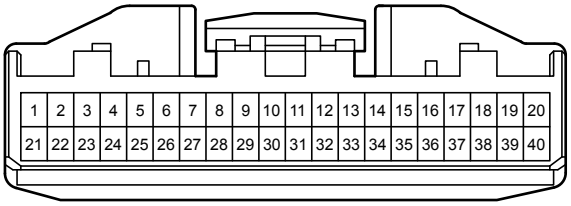

N107
White

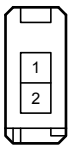

N112
White

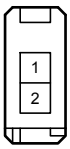

N119
White

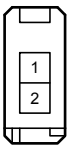

N121
White

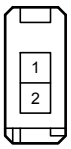

N180
Gray

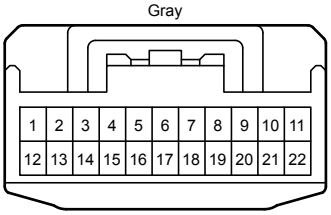

N181
Gray

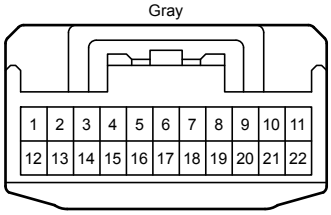

Q 2
White

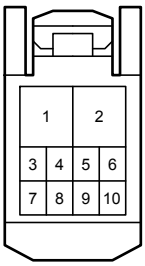

Q 3
White

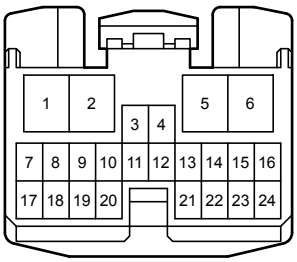

Q 4
White

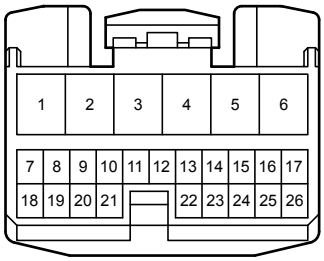

Q 7
White

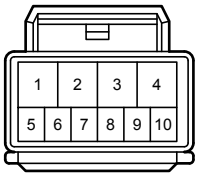

Q 10
White

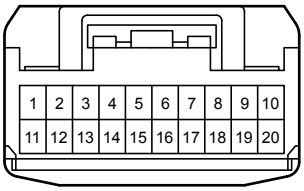

Q 17
White

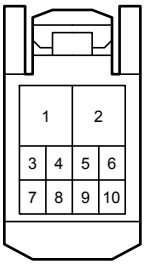

Q 18
White

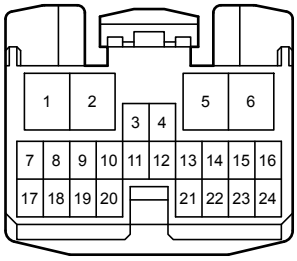

Q 19
White

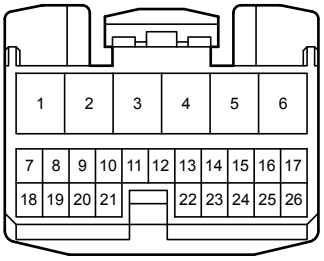

Q 24
White

R 1
White

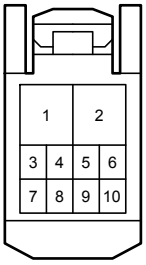

R 6
White



R 9
White

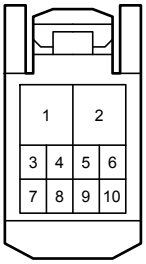

R 14
White

T 6
Black

U 8
Black

4A
White

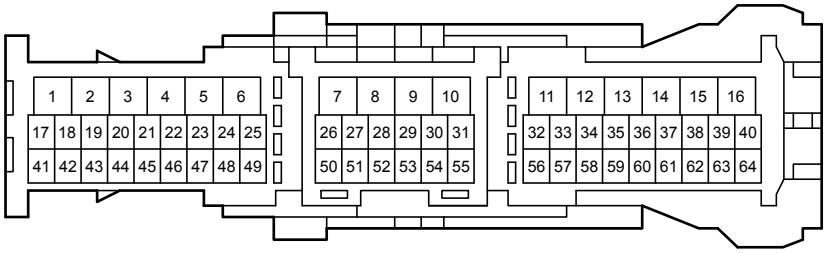

4C
White

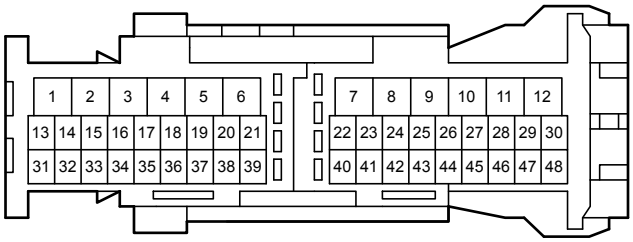

5A
White

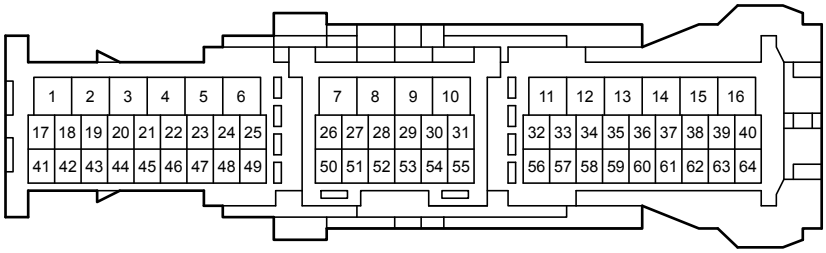

5B
White

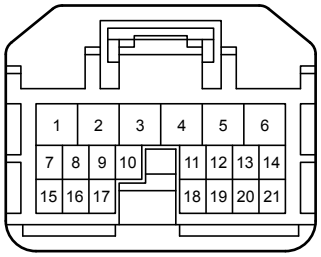

5C
White

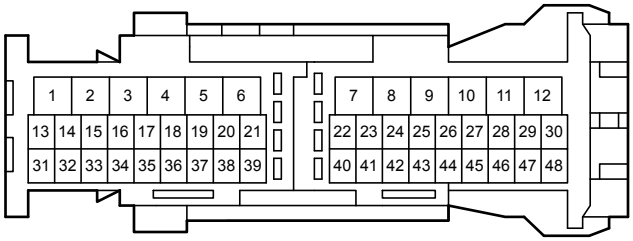

5D
White

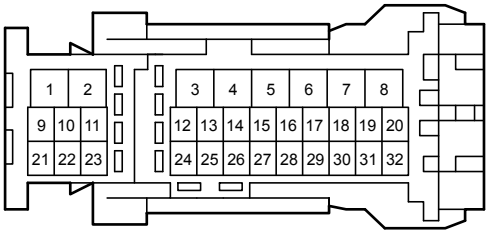

NA2
White

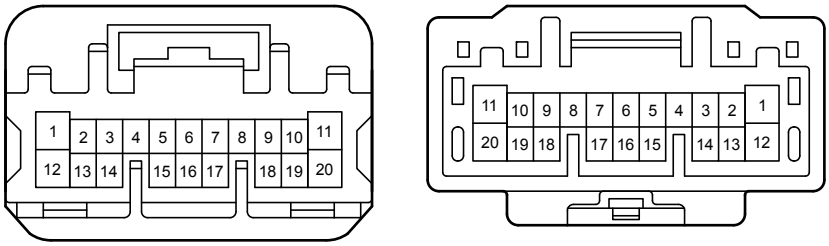

QT1
White

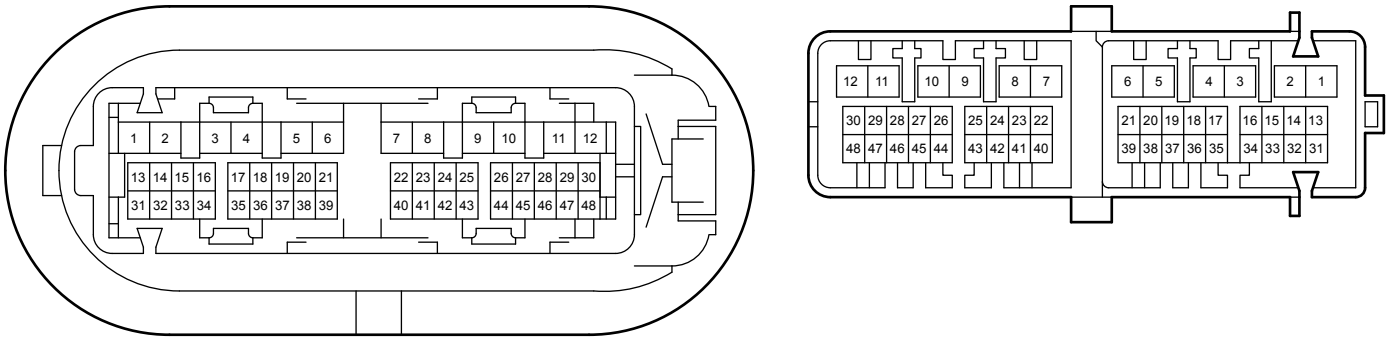

QU1
White

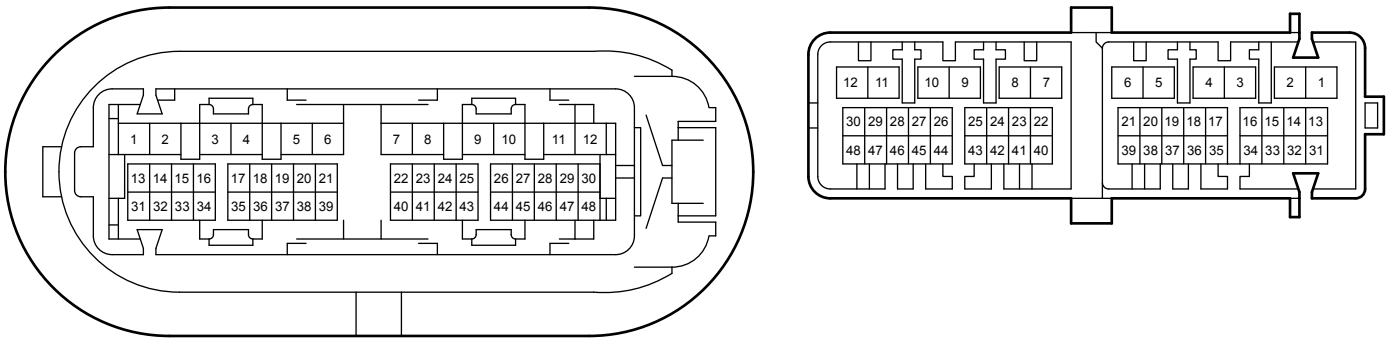

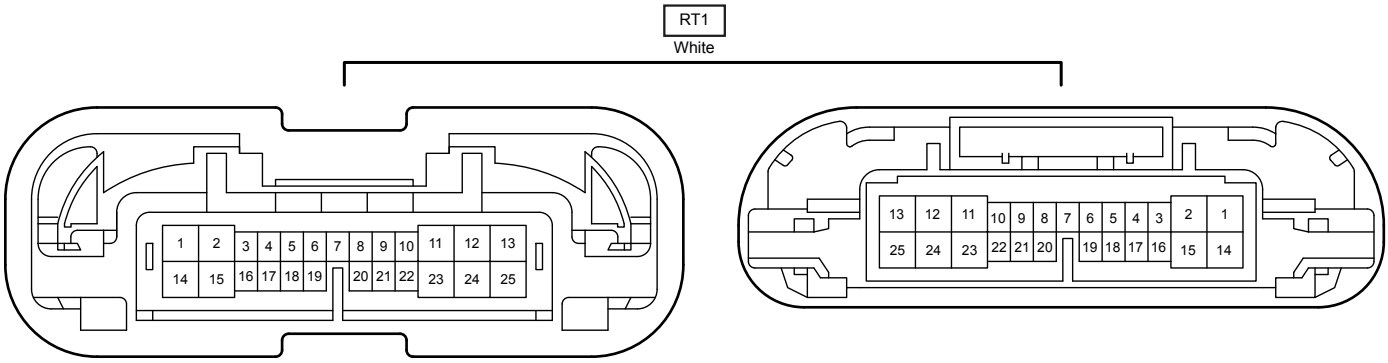
RT1
White
1 2 3 4 5 6 7 8 9 10 11 12 13
14 15 16 17 18 19 20 21 22 23 24 25
13 12 11 10 9 8 7 6 5 4 3 2 1
25 24 23 22 21 20 19 18 17 16 15 14

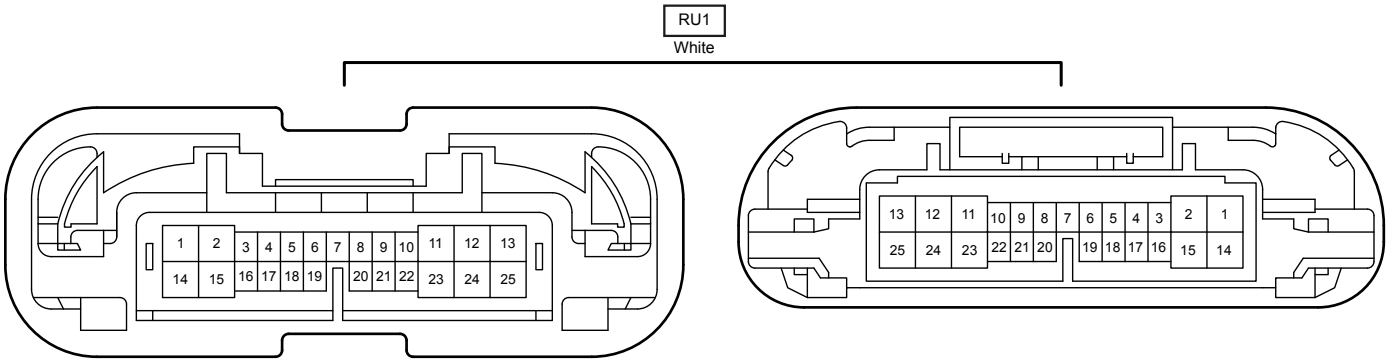
RU1
White
1 2 3 4 5 6 7 8 9 10 11 12 13
14 15 16 17 18 19 20 21 22 23 24 25
13 12 11 10 9 8 7 6 5 4 3 2 1
25 24 23 22 21 20 19 18 17 16 15 14