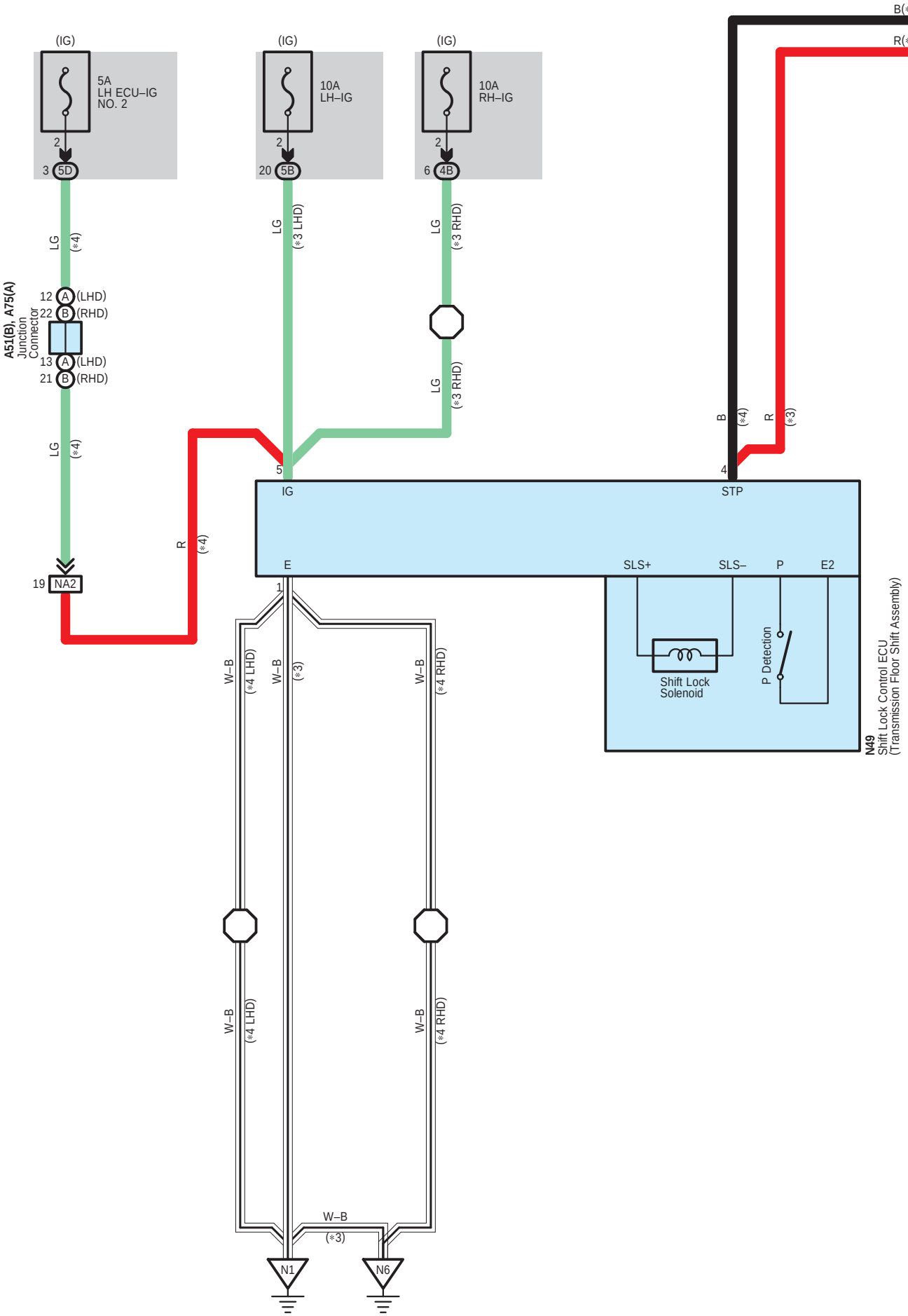
(IG)
5A
LH ECU–IG
NO. 2
2
3 5D
(IG)
10A
LH–IG
2
20 5B
(IG)
10A
RH–IG
2
6 4B
B(∗4)
R(∗3)
LG
(∗4)
LG
(∗3 LHD)
LG
(∗3 RHD)
A51(B), A75(A)
Junction
Connector
12 A (LHD)
22 B (RHD)
13 A (LHD)
21 B (RHD)
LG
(∗3 RHD)
B
(∗4)
R
(∗3)
LG
(∗4)
5
4
IG
STP
R
(∗4)
E
SLS+
SLS–
P
E2
19 NA2
1
Shift Lock
Solenoid
P Detection
N49
Shift Lock Control ECU
(Transmission Floor Shift Assembly)
W–B
(∗4 LHD)
W–B
(∗3)
W–B
(∗4 RHD)
W–B
(∗4 LHD)
W–B
(∗4 RHD)
W–B
(∗3)
N1
N6

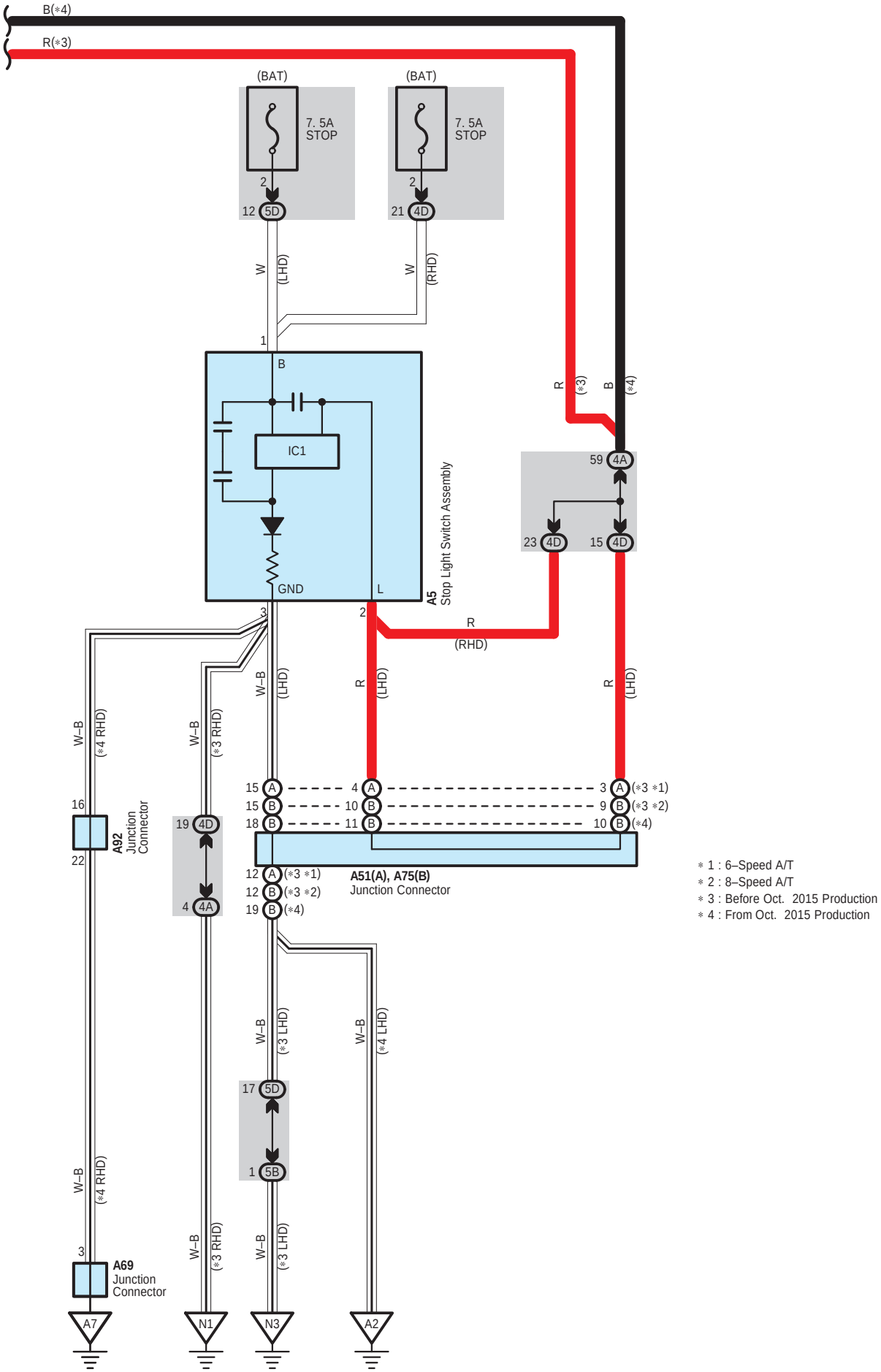

∗ 1 : 6–Speed A/T
∗ 2 : 8–Speed A/T
∗ 3 : Before Oct. 2015 Production
∗ 4 : From Oct. 2015 Production

A 5
White

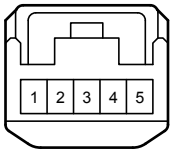

A 51
Blue

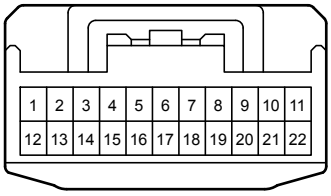

A 69
Gray



A 75
White

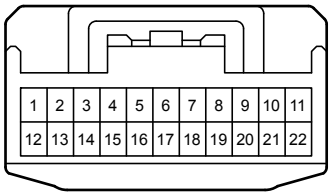

A 92
Gray

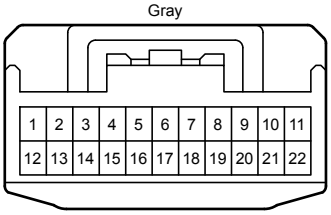

N 49
White

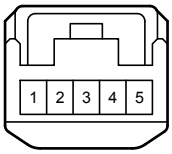

4A
White

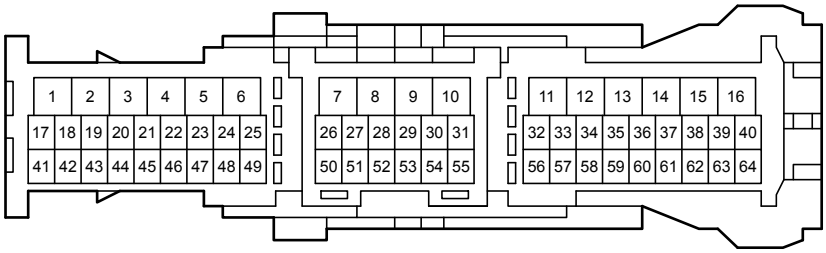

4B
White

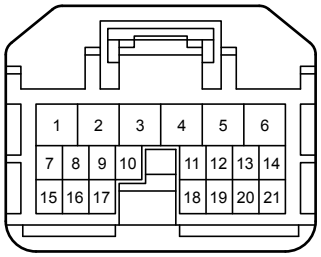

4D
White

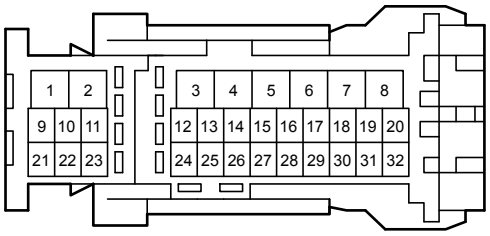

5B
White

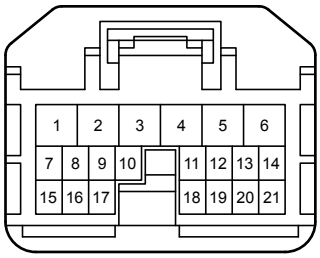

5D
White

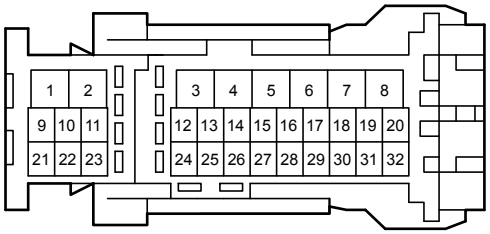

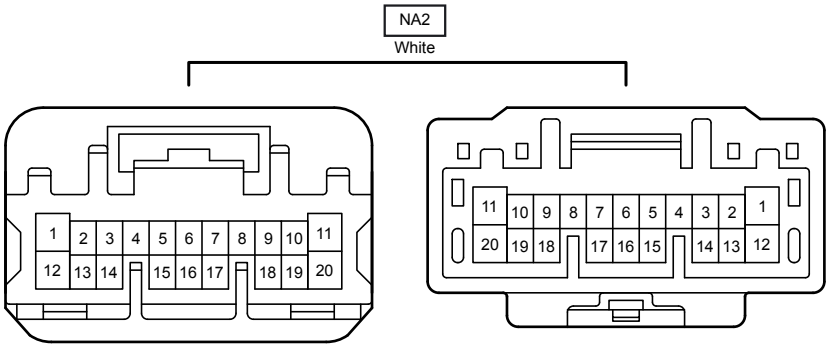
NA2
White
1
2
3
4
5
6
7
8
9
10
11
12
13
14
15
16
17
18
19
20
11
10
9
8
7
6
5
4
3
2
1
20
19
18
17
16
15
14
13
12