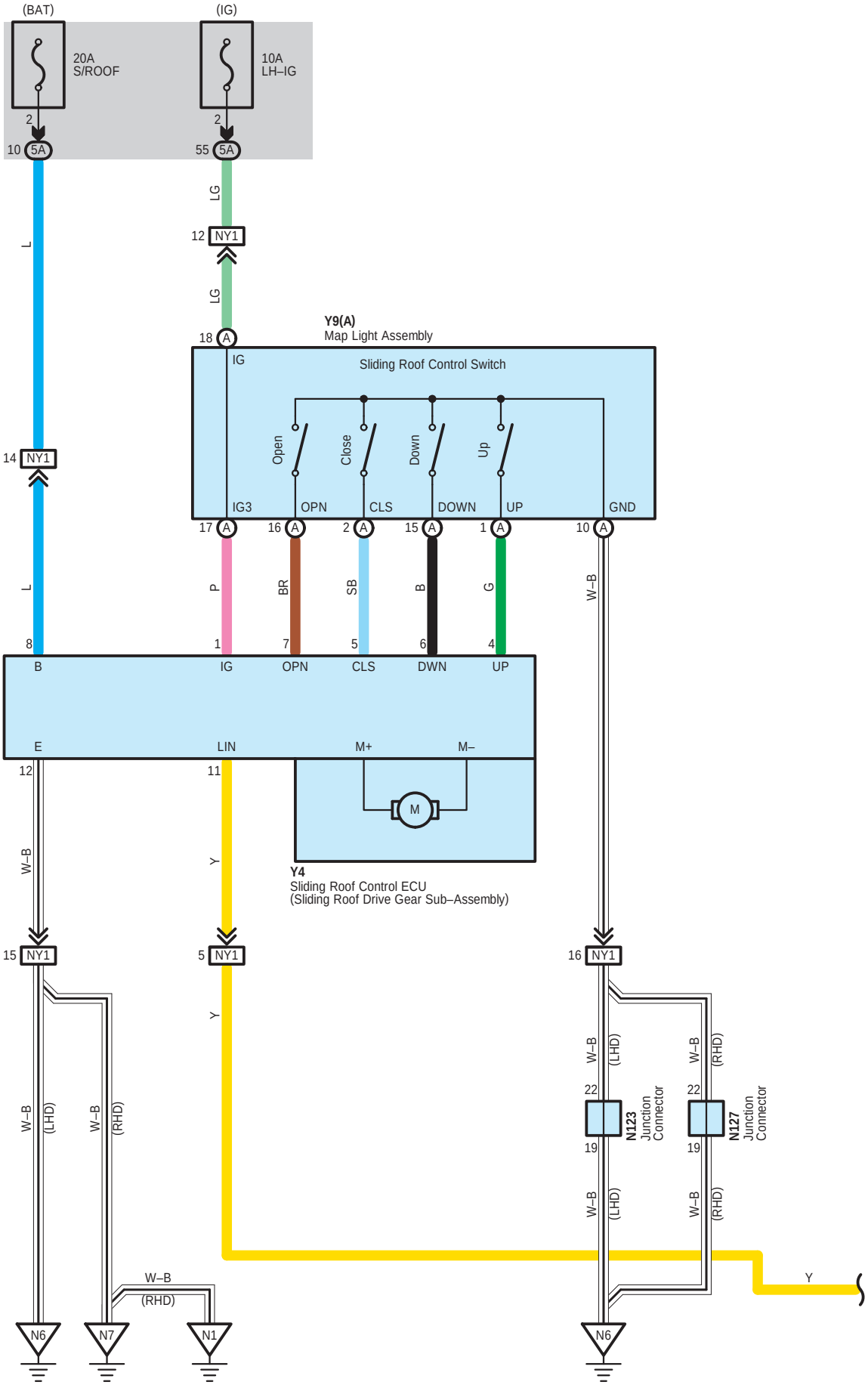
(BAT)
(IG)
20A
S/ROOF
10A
LH–IG
2
2
10 5A
55 5A
L
LG
12 NY1
LG
18 A
Y9(A)
Map Light Assembly
IG
Sliding Roof Control Switch
Open
Close
Down
Up
14 NY1
IG3
OPN
CLS
DOWN
UP
GND
17 A
16 A
2 A
15 A
1 A
10 A
L
P
BR
SB
B
G
W–B
8
1
7
5
6
4
B
IG
OPN
CLS
DWN
UP
E
LIN
M+
M–
12
11
M
W–B
Y
Y4
Sliding Roof Control ECU
(Sliding Roof Drive Gear Sub–Assembly)
15 NY1
5 NY1
16 NY1
Y
W–B
(LHD)
W–B
(RHD)
W–B
(LHD)
W–B
(RHD)
22
19
N123
Junction
Connector
22
19
N127
Junction
Connector
W–B
(LHD)
W–B
(RHD)
W–B
(RHD)
Y
N6
N7
N1
N6

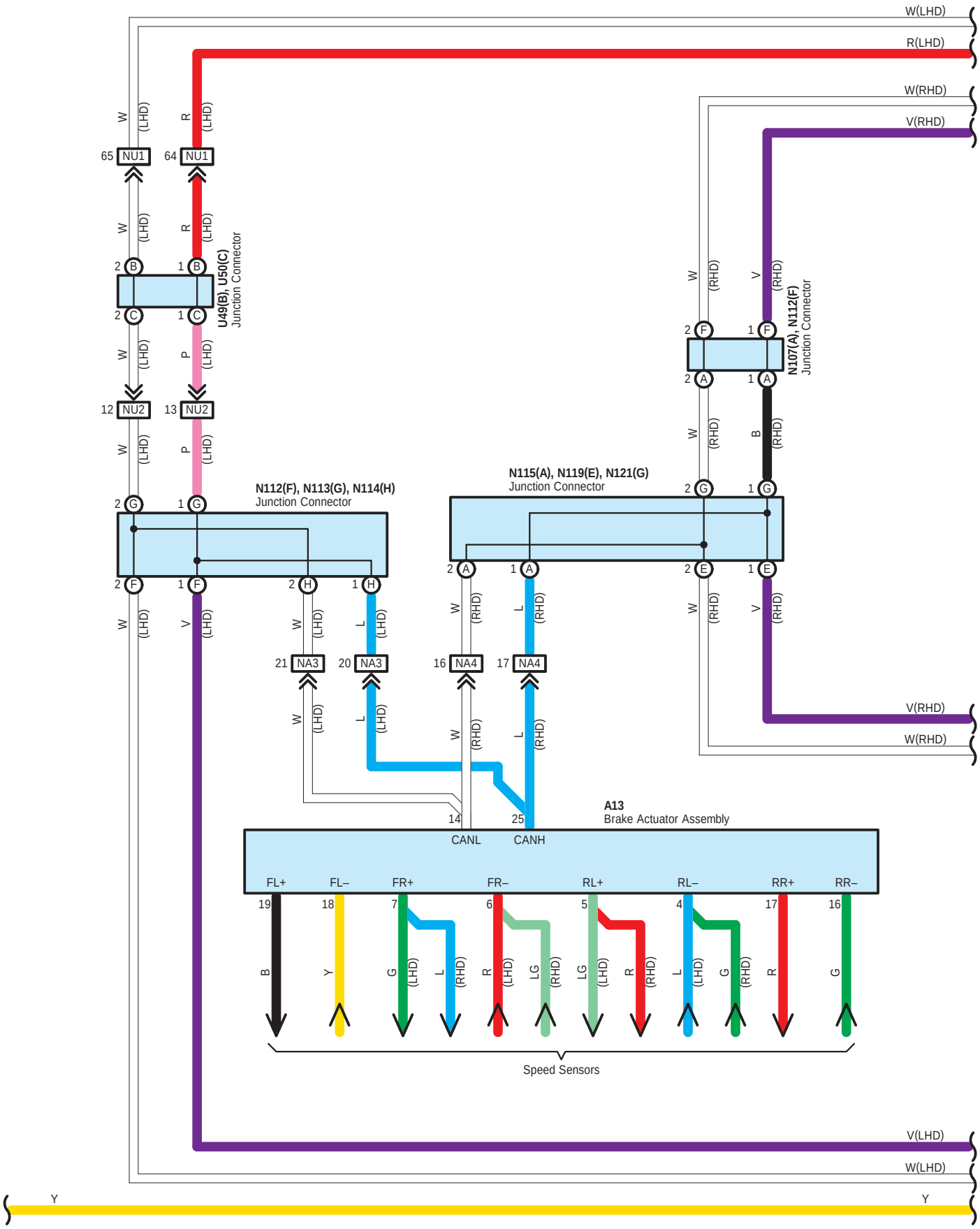
W(LHD)
R(LHD)
W(RHD)
V(RHD)
65 NU1
64 NU1
U49(B), U50(C)
Junction Connector
12 NU2
13 NU2
N112(F), N113(G), N114(H)
Junction Connector
N115(A), N119(E), N121(G)
Junction Connector
N107(A), N112(F)
Junction Connector
21 NA3
20 NA3
16 NA4
17 NA4
A13
Brake Actuator Assembly
CANL
CANH
FL+
FL–
FR+
FR–
RL+
RL–
RR+
RR–
Speed Sensors
V(LHD)
W(LHD)
Y

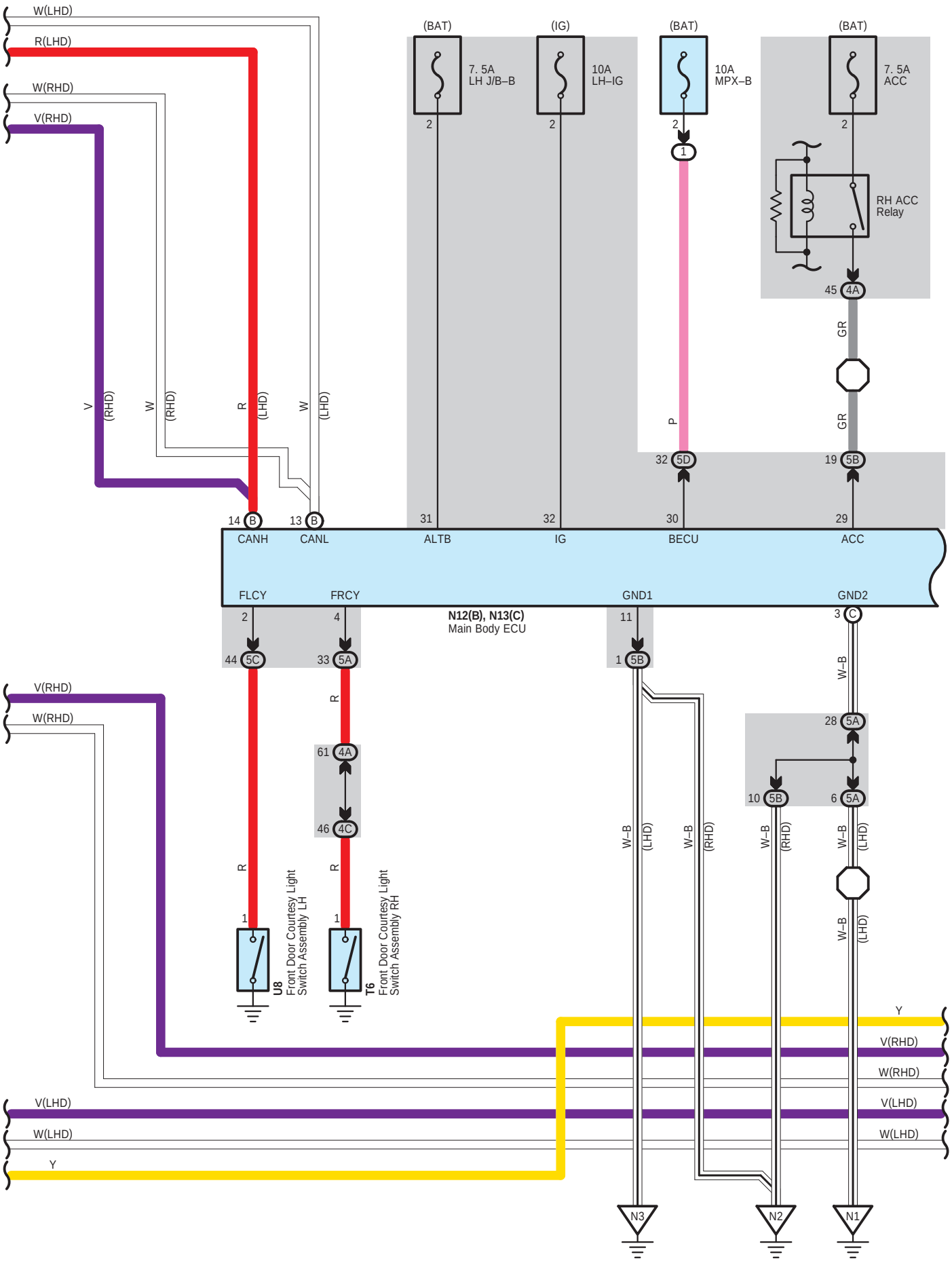
W(LHD)
R(LHD)
W(RHD)
V(RHD)
(BAT)
(IG)
(BAT)
(BAT)
7. 5A
LH J/B–B
10A
LH–IG
10A
MPX–B
7. 5A
ACC
RH ACC
Relay
45 4A
GR
GR
P
32 5D
19 5B
V (RHD)
W (RHD)
R (LHD)
W (LHD)
14 B
13 B
31
32
30
29
CANH
CANL
ALTB
IG
BECU
ACC
FLCY
FRCY
GND1
GND2
N12(B), N13(C)
Main Body ECU
2
4
11
3 C
44 5C
33 5A
1 5B
W–B
V(RHD)
W(RHD)
R
61 4A
46 4C
28 5A
10 5B
6 5A
W–B (LHD)
W–B (RHD)
W–B (RHD)
W–B (LHD)
W–B (LHD)
R
R
1
1
U8
Front Door Courtesy Light
Switch Assembly LH
T6
Front Door Courtesy Light
Switch Assembly RH
Y
V(RHD)
W(RHD)
V(LHD)
W(LHD)
V(LHD)
W(LHD)
Y
N3
N2
N1

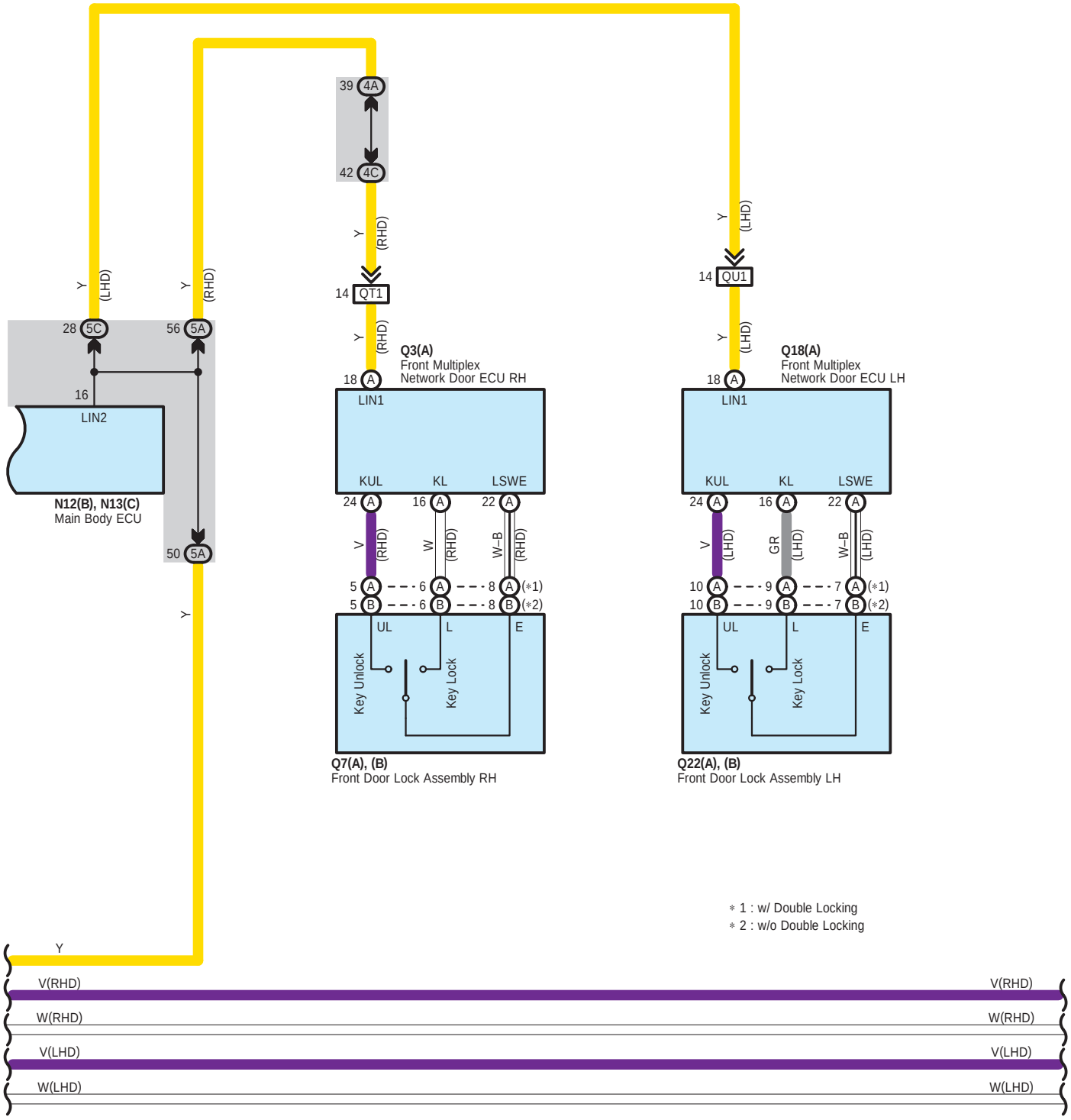
39 4A
42 4C
Y (RHD)
14 QT1
Y (RHD)
Y (LHD)
14 QU1
Y (LHD)
Y (LHD)
Y (RHD)
28 5C
56 5A
16
LIN2
N12(B), N13(C)
Main Body ECU
50 5A
Y
Q3(A)
Front Multiplex
Network Door ECU RH
18 A
LIN1
KUL
KL
LSWE
24 A
16 A
22 A
V (RHD)
W (RHD)
W–B (RHD)
5 A
6 A
8 A (*1)
5 B
6 B
8 B (*2)
UL
L
E
Key Unlock
Key Lock
Q7(A), (B)
Front Door Lock Assembly RH
Q18(A)
Front Multiplex
Network Door ECU LH
18 A
LIN1
KUL
KL
LSWE
24 A
16 A
22 A
V (LHD)
GR (LHD)
W–B (LHD)
10 A
9 A
7 A (*1)
10 B
9 B
7 B (*2)
UL
L
E
Key Unlock
Key Lock
Q22(A), (B)
Front Door Lock Assembly LH
* 1 : w/ Double Locking
* 2 : w/o Double Locking
Y
V(RHD)
W(RHD)
V(LHD)
W(LHD)
V(RHD)
W(RHD)
V(LHD)
W(LHD)

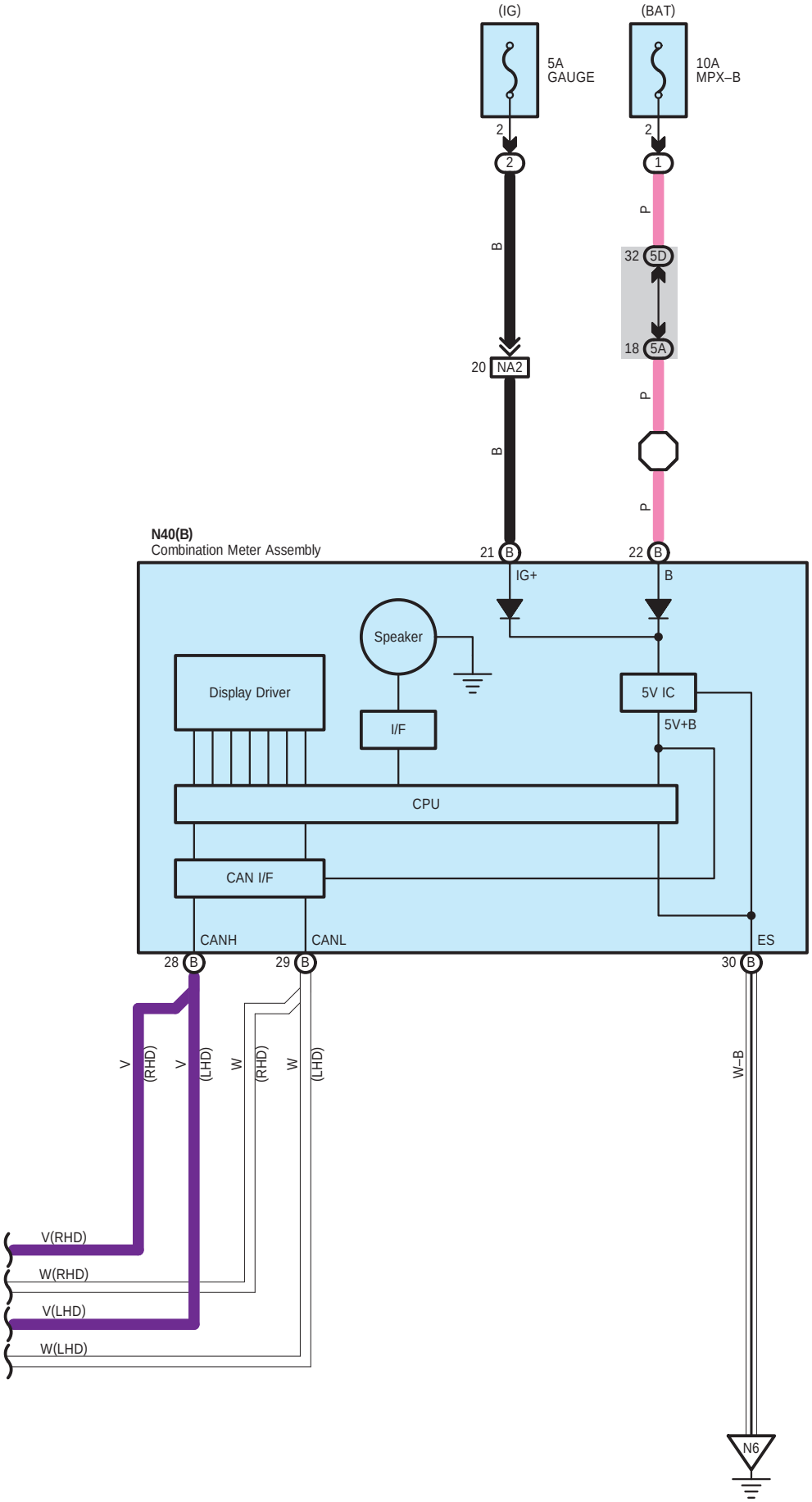
(IG)
(BAT)
5A
GAUGE
10A
MPX–B
2
2
2
1
B
P
32
5D
18
5A
20
NA2
B
P
P
N40(B)
Combination Meter Assembly
21
B
22
B
IG+
B
Speaker
Display Driver
I/F
5V IC
5V+B
CPU
CAN I/F
CANH
CANL
ES
28
B
29
B
30
B
V
(RHD)
V
(LHD)
W
(RHD)
W
(LHD)
W–B
V(RHD)
W(RHD)
V(LHD)
W(LHD)
N6

A 13
Black

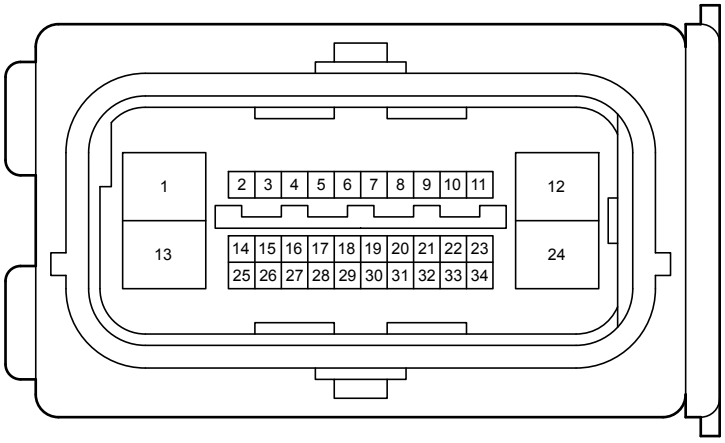

N 12
White

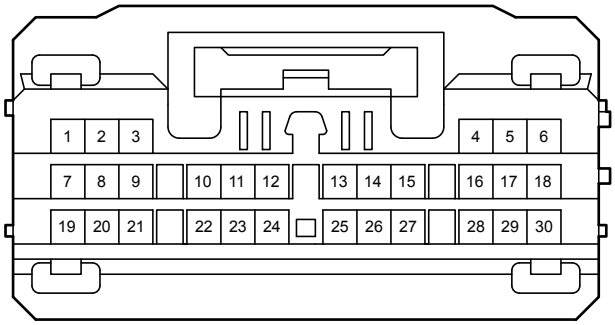

N 13
White

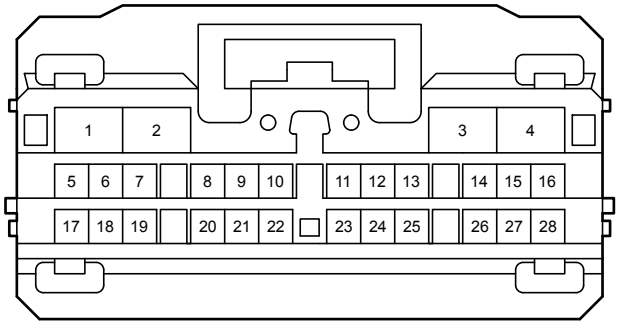

N 40
Black

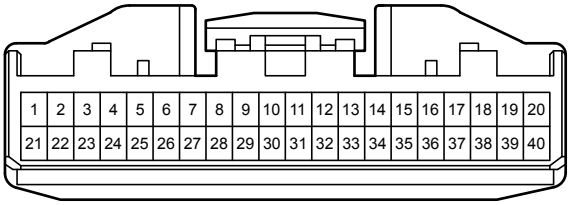

N107
White

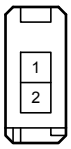

N112
White

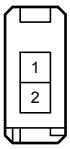

N113
White

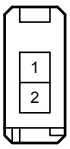

N114
White

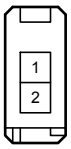

N115
White

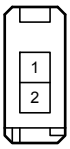

N119
White

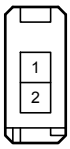

N121
White

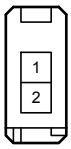

N123
Blue

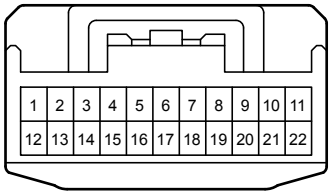

N127
Blue

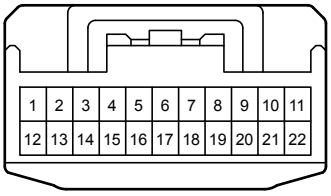

Q 3
White

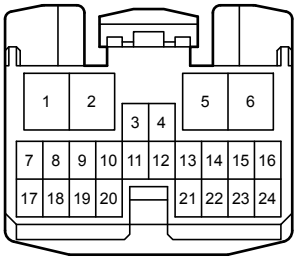

Q 7
White

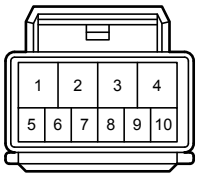

Q 18
White

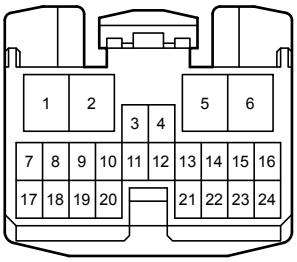

Q 22
White

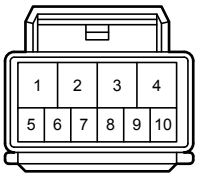

T 6
Black

U 8
Black

U 49
White

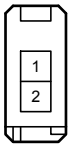

U 50
White

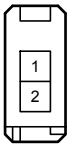

Y 4
White

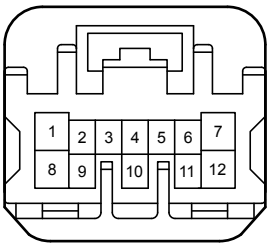

Y 9
White

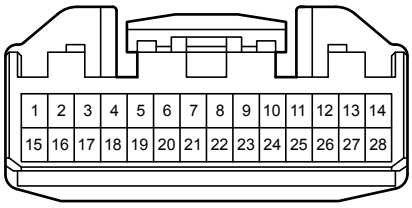

4A
White

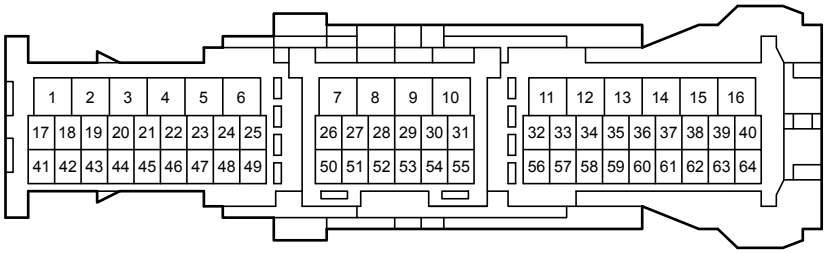

4C
White

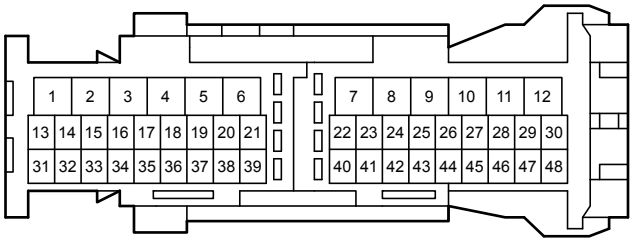

5A
White

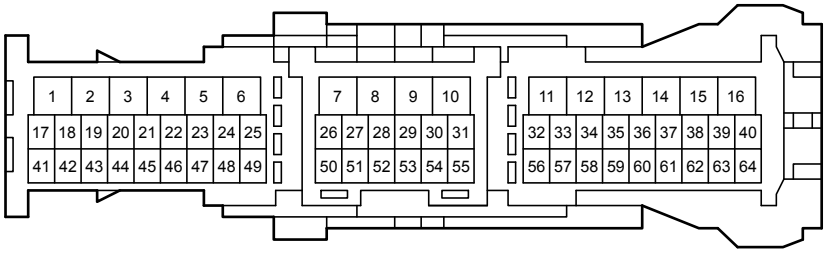

5B
White

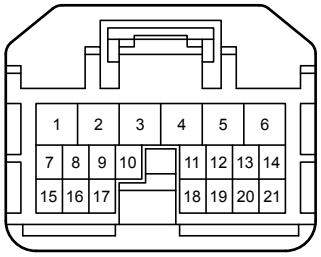

5C
White

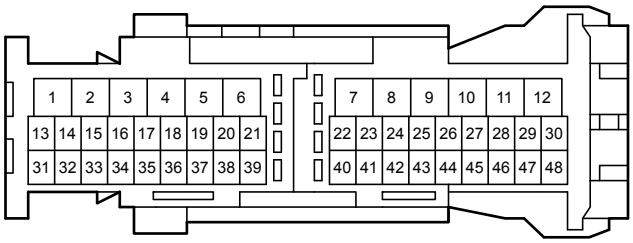

5D
White

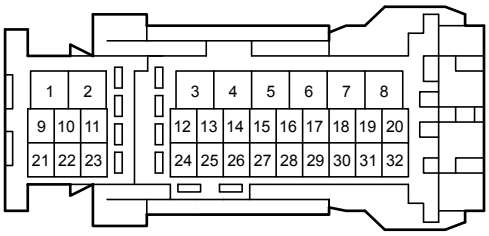

NA2
White

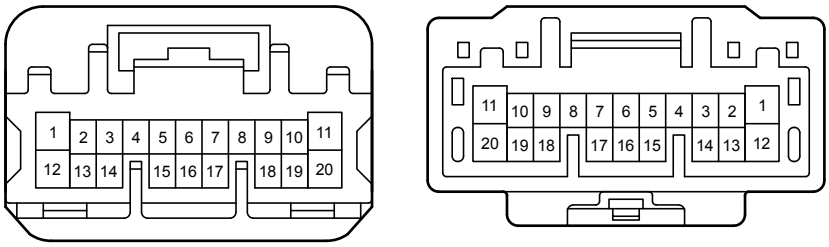

NA3
White

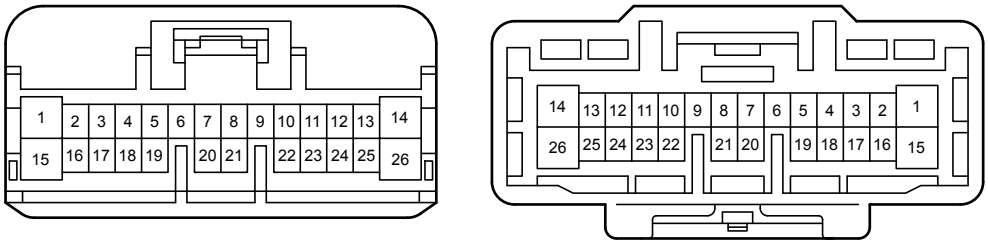

NA4
Gray

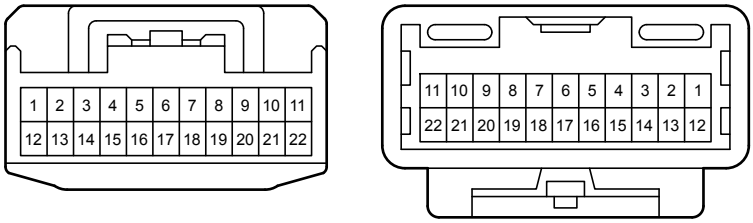

NU1
White

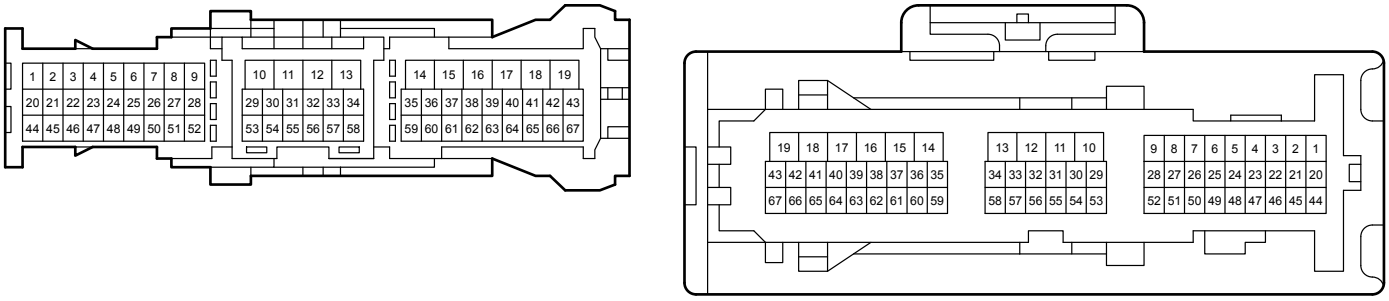

NU2
White

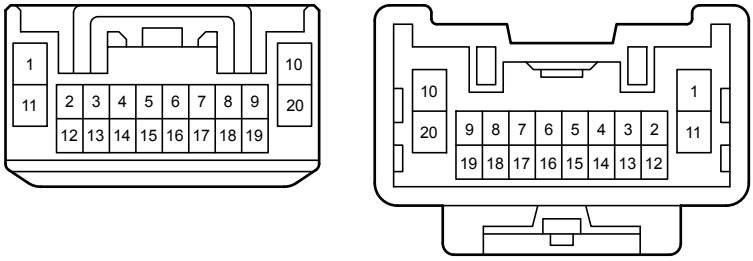

NY1
White

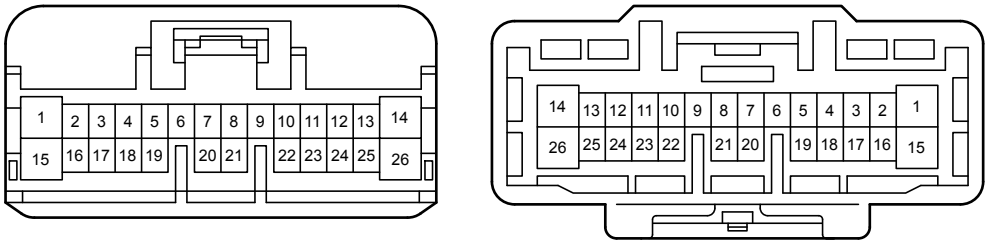

QT1
White

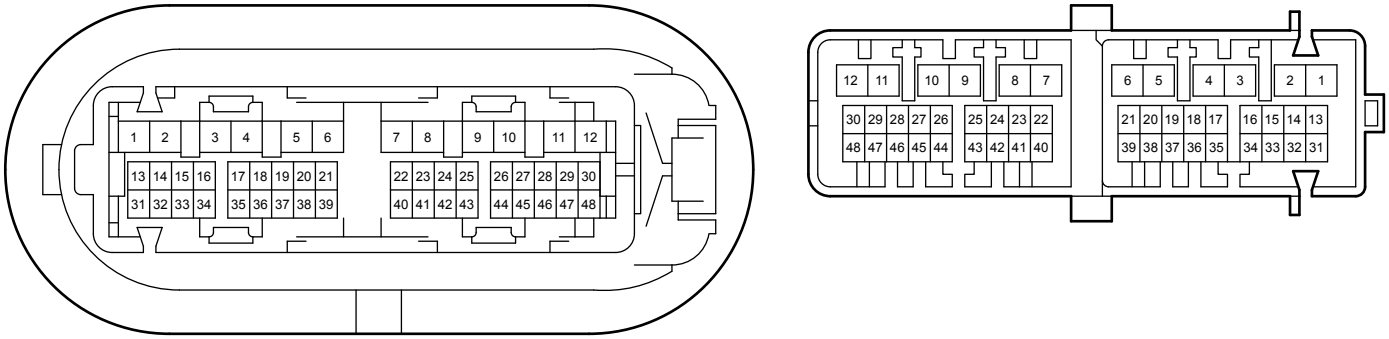

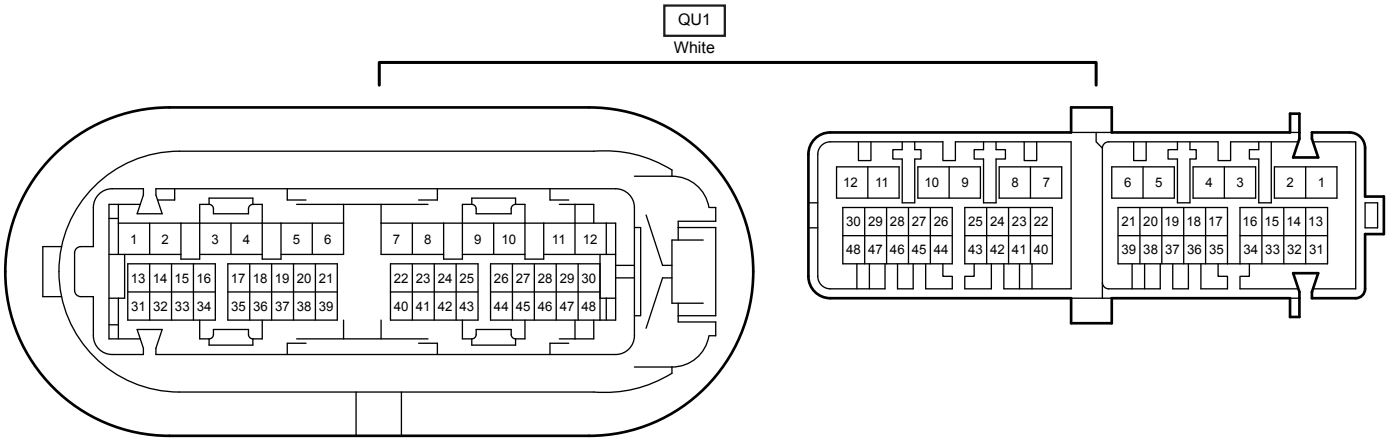
QU1
White
1 2 3 4 5 6 7 8 9 10 11 12
13 14 15 16 17 18 19 20 21 22 23 24 25 26 27 28 29 30
31 32 33 34 35 36 37 38 39 40 41 42 43 44 45 46 47 48
12 11 10 9 8 7 6 5 4 3 2 1
30 29 28 27 26 25 24 23 22 21 20 19 18 17 16 15 14 13
48 47 46 45 44 43 42 41 40 39 38 37 36 35 34 33 32 31