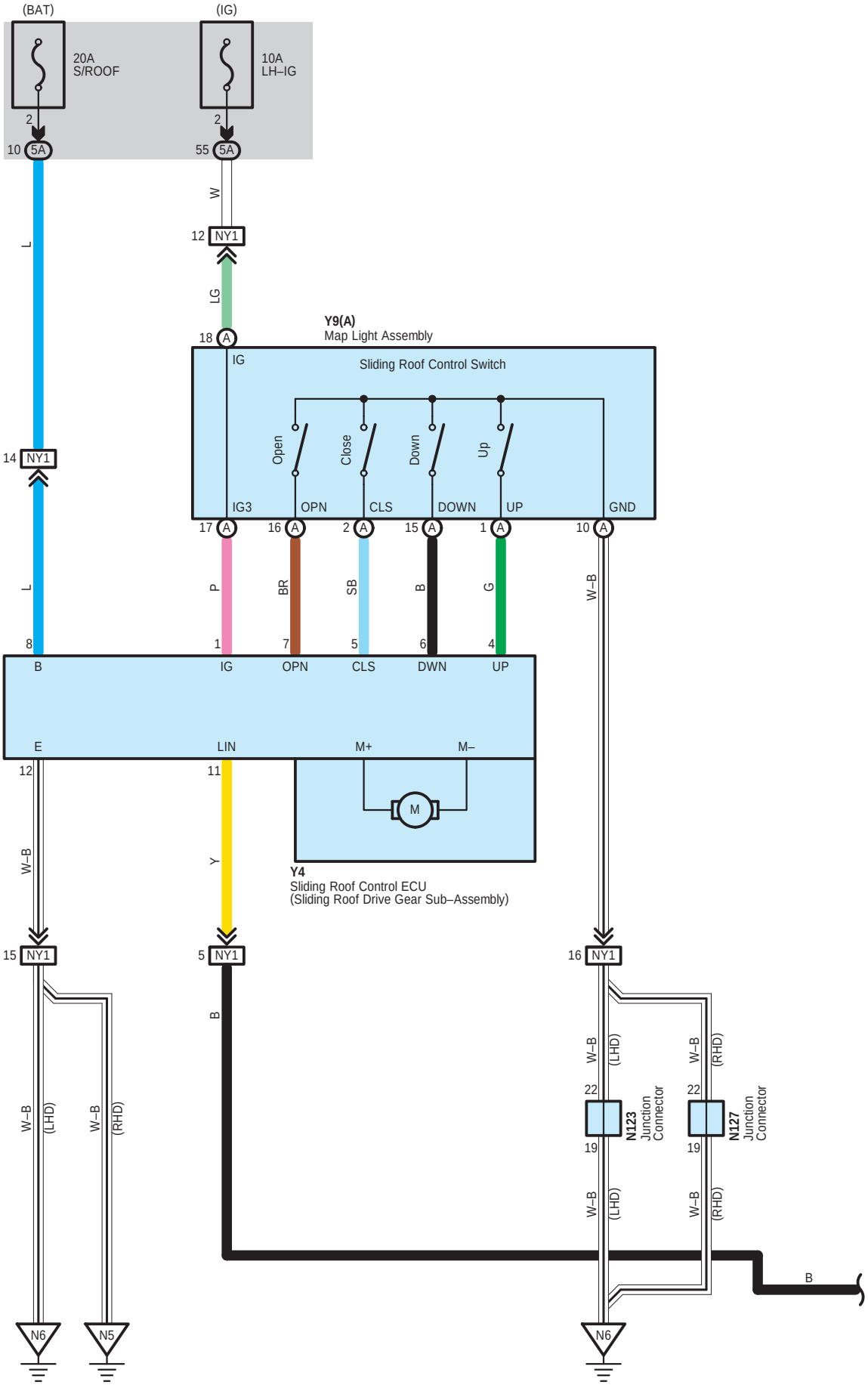
(BAT)
(IG)
20A
S/ROOF
10A
LH–IG
2
10 5A
55 5A
W
12 NY1
L
LG
18 A
Y9(A)
Map Light Assembly
IG
Sliding Roof Control Switch
Open
Close
Down
Up
14 NY1
IG3
OPN
CLS
DOWN
UP
GND
17 A
16 A
2 A
15 A
1 A
10 A
P
BR
SB
B
G
W–B
8
1
7
5
6
4
B
IG
OPN
CLS
DWN
UP
E
LIN
M+
M–
12
11
M
W–B
Y
Y4
Sliding Roof Control ECU
(Sliding Roof Drive Gear Sub–Assembly)
15 NY1
5 NY1
16 NY1
B
W–B
(LHD)
W–B
(RHD)
22
19
N123
Junction
Connector
N127
Junction
Connector
N6
N5
N6

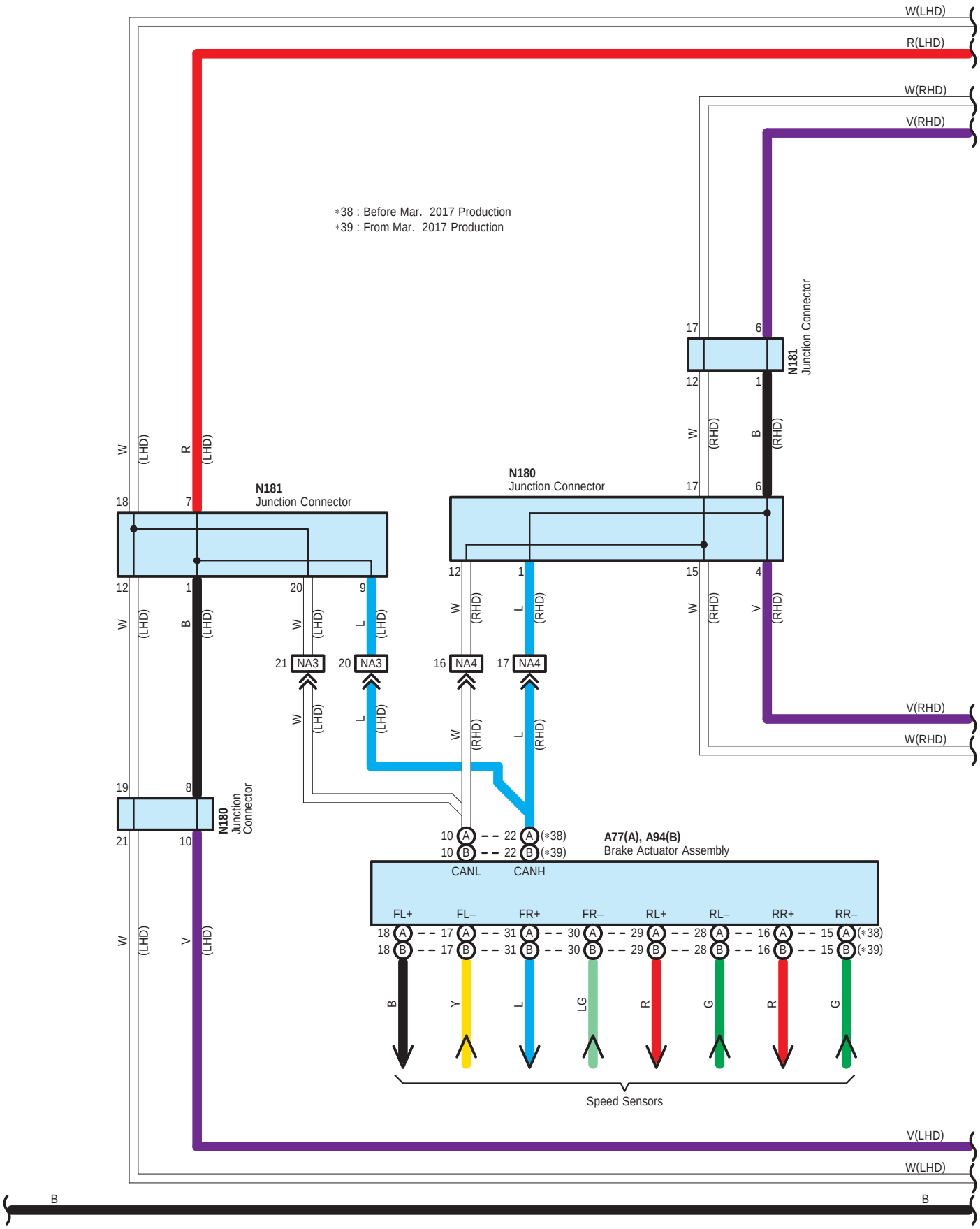
W(LHD)
R(LHD)
W(RHD)
V(RHD)
∗38 : Before Mar. 2017 Production
∗39 : From Mar. 2017 Production
N181
Junction Connector
N180
Junction Connector
NA3
NA4
A77(A), A94(B)
Brake Actuator Assembly
CANL
CANH
FL+
FL–
FR+
FR–
RL+
RL–
RR+
RR–
Speed Sensors
V(LHD)
W(LHD)
B

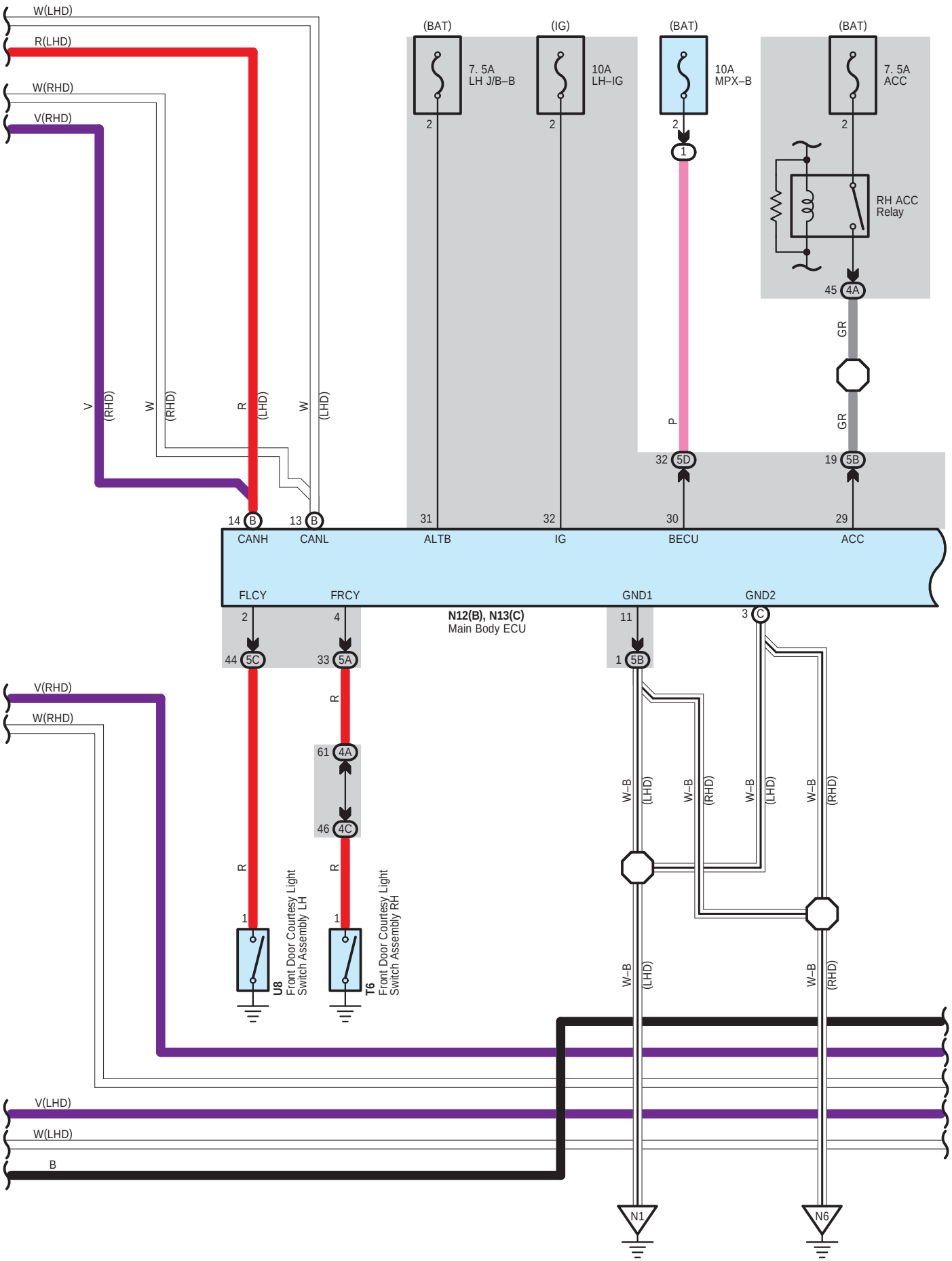
W(LHD)
R(LHD)
W(RHD)
V(RHD)
(BAT)
7. 5A
LH J/B–B
(IG)
10A
LH–IG
(BAT)
10A
MPX–B
(BAT)
7. 5A
ACC
RH ACC
Relay
45 4A
GR
GR
P
32 5D
19 5B
14 B
13 B
CANH
CANL
31
ALTB
32
IG
30
BECU
29
ACC
FLCY
FRCY
GND1
GND2
N12(B), N13(C)
Main Body ECU
2
44 5C
4
33 5A
11
1 5B
3 C
V(RHD)
W(RHD)
R
61 4A
46 4C
R
R
1
U8
Front Door Courtesy Light
Switch Assembly LH
1
T6
Front Door Courtesy Light
Switch Assembly RH
W–B (LHD)
W–B (RHD)
W–B (LHD)
W–B (RHD)
W–B (LHD)
W–B (RHD)
V(LHD)
W(LHD)
B
N1
N6

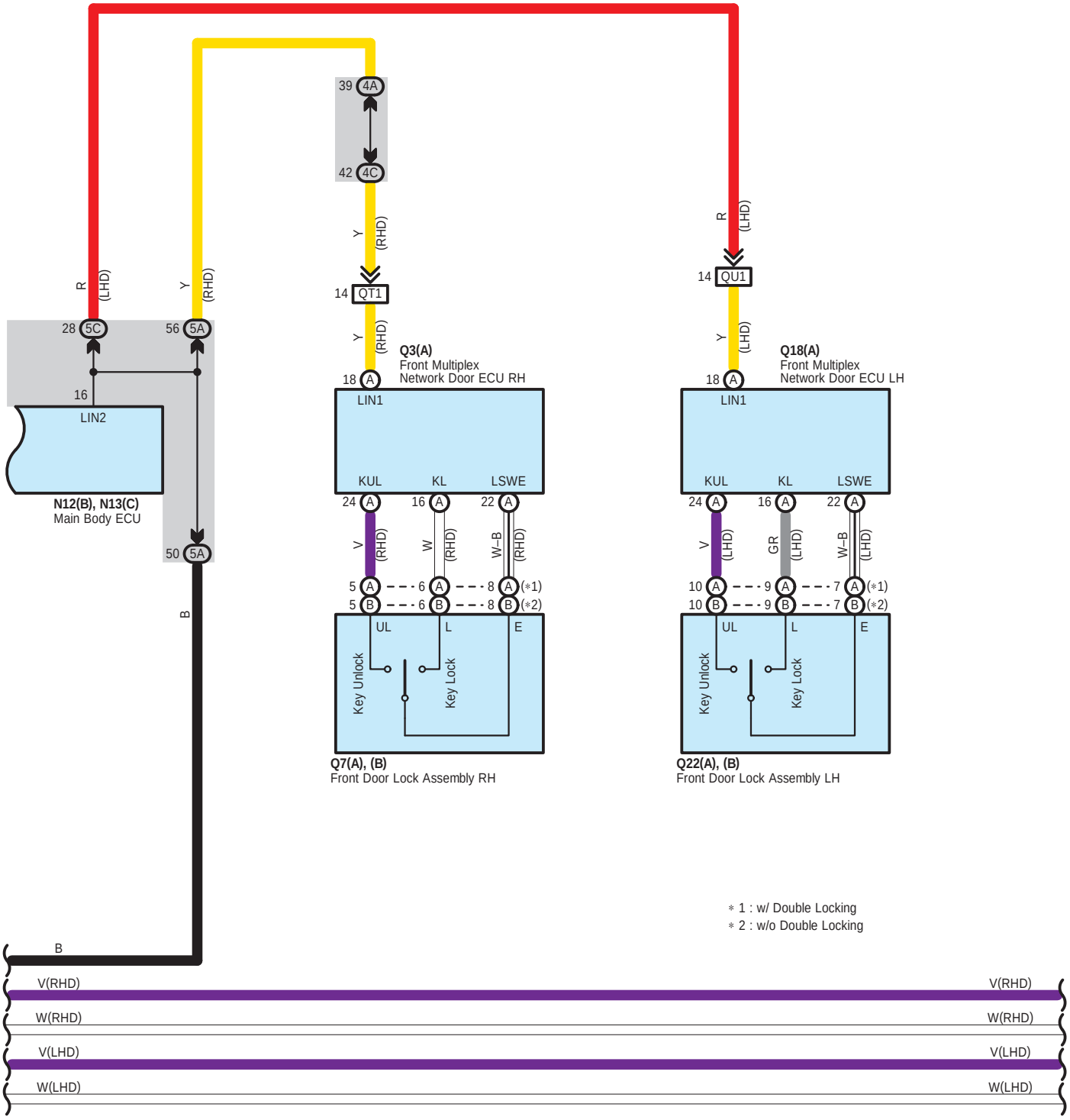
39 4A
42 4C
Y (RHD)
14 QT1
Y (RHD)
R (LHD)
Y (RHD)
28 5C
56 5A
16
LIN2
N12(B), N13(C)
Main Body ECU
50 5A
B
R (LHD)
14 QU1
Y (LHD)
Q3(A)
Front Multiplex
Network Door ECU RH
18 A
LIN1
KUL
KL
LSWE
24 A
16 A
22 A
V (RHD)
W (RHD)
W–B (RHD)
5 A
6 A
8 A (*1)
5 B
6 B
8 B (*2)
UL
L
E
Key Unlock
Key Lock
Q7(A), (B)
Front Door Lock Assembly RH
Q18(A)
Front Multiplex
Network Door ECU LH
18 A
LIN1
KUL
KL
LSWE
24 A
16 A
22 A
V (LHD)
GR (LHD)
W–B (LHD)
10 A
9 A
7 A (*1)
10 B
9 B
7 B (*2)
UL
L
E
Key Unlock
Key Lock
Q22(A), (B)
Front Door Lock Assembly LH
* 1 : w/ Double Locking
* 2 : w/o Double Locking
B
V(RHD)
W(RHD)
V(LHD)
W(LHD)

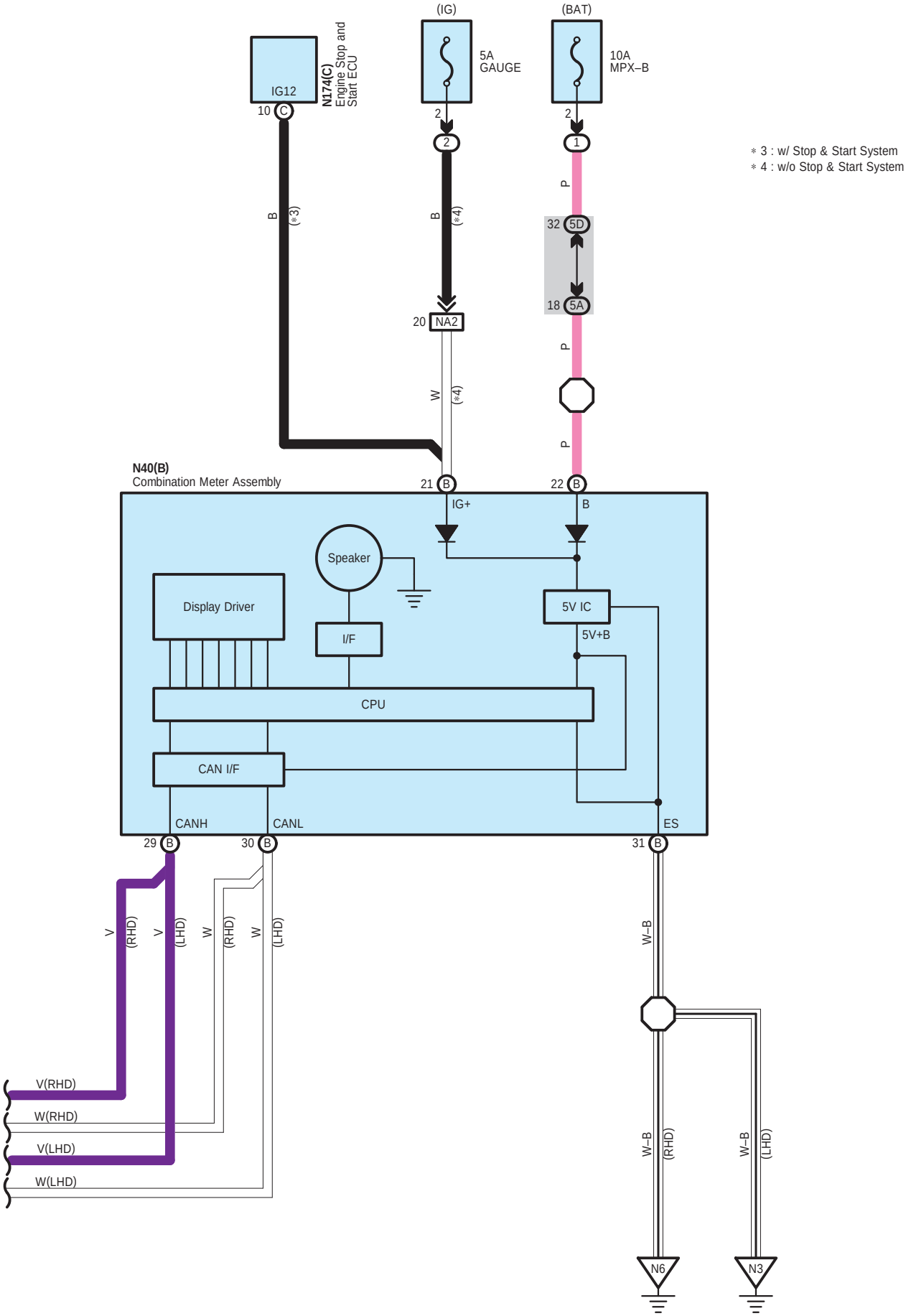
(IG)
(BAT)
IG12
10 C
N174(C)
Engine Stop and Start ECU
5A
GAUGE
10A
MPX–B
2
2
2
1
B
(*3)
B
(*4)
P
32 5D
18 5A
20 NA2
W
(*4)
P
P
N40(B)
Combination Meter Assembly
21 B
22 B
IG+
B
Speaker
Display Driver
I/F
5V IC
5V+B
CPU
CAN I/F
CANH
CANL
ES
29 B
30 B
31 B
V
(RHD)
V
(LHD)
W
(RHD)
W
(LHD)
W–B
V(RHD)
W(RHD)
V(LHD)
W(LHD)
W–B
(RHD)
W–B
(LHD)
N6
N3
∗ 3 : w/ Stop & Start System
∗ 4 : w/o Stop & Start System

A 77

Black

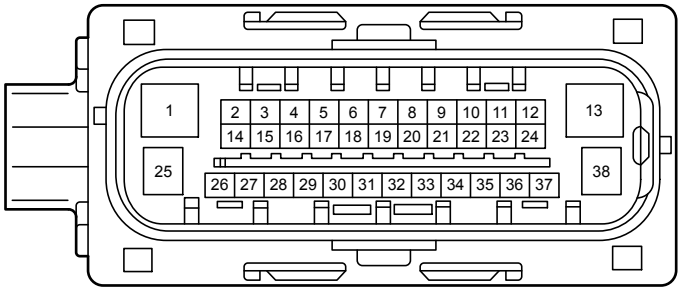

A 94

Black

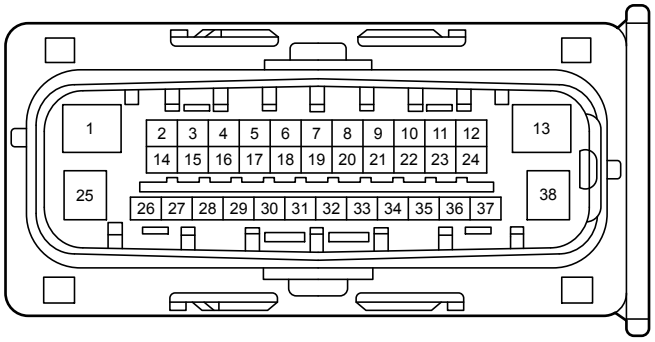

N 12

White

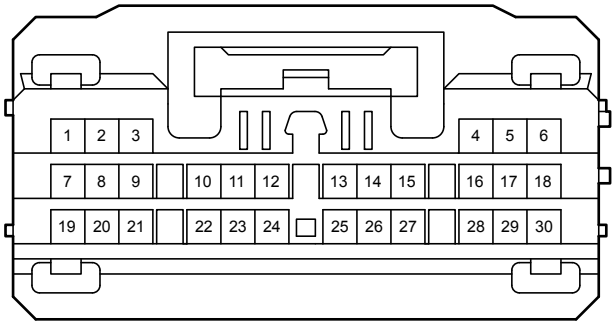

N 13

White

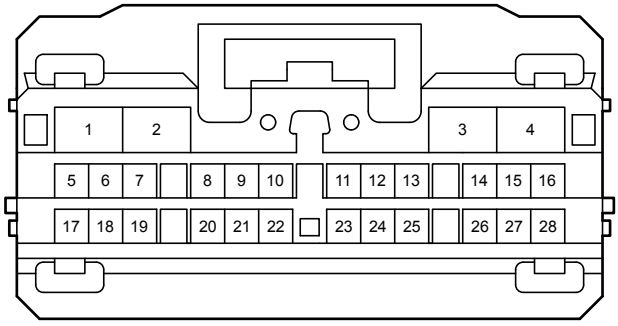

N 40

Black

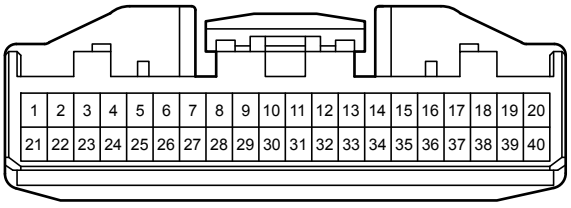

N123
Blue

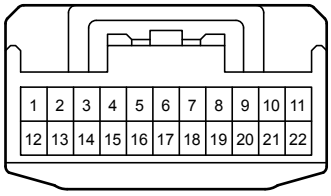

N127
Blue

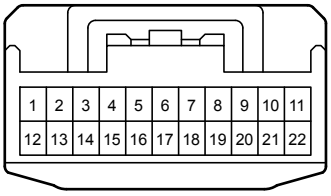

N174
Black

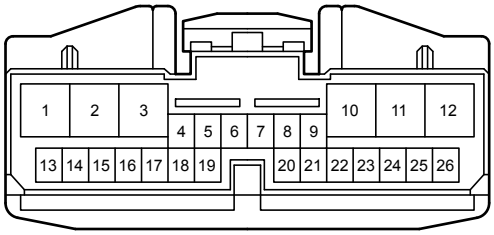

N180
Gray

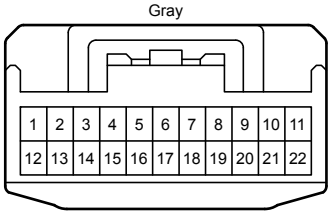

N181
Gray

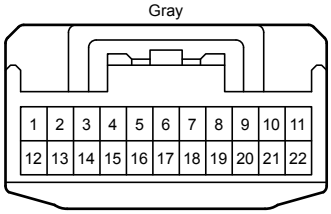

Q 3
White

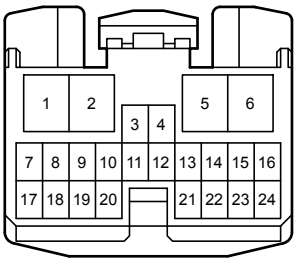

Q 7
White

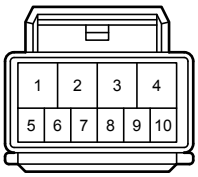

Q 18
White

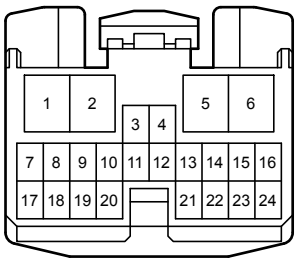

Q 22
White

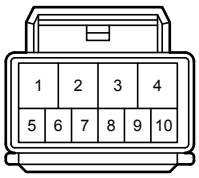

T 6
Black

U 8
Black

Y 4
White

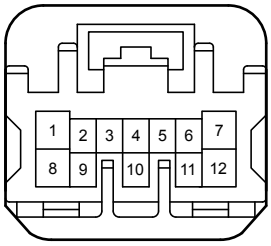

Y 9
White

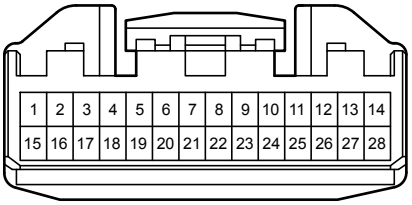

4A
White

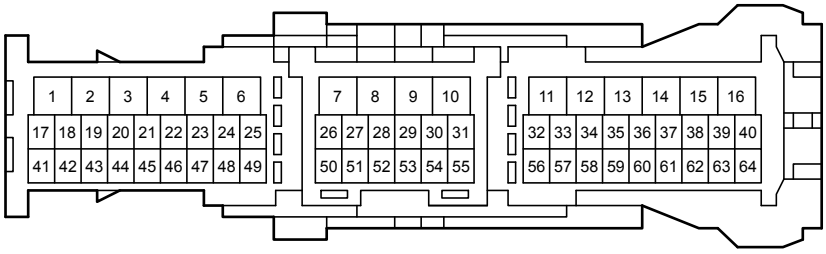

4C
White

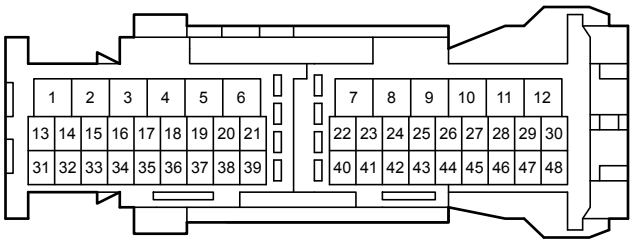

5A
White

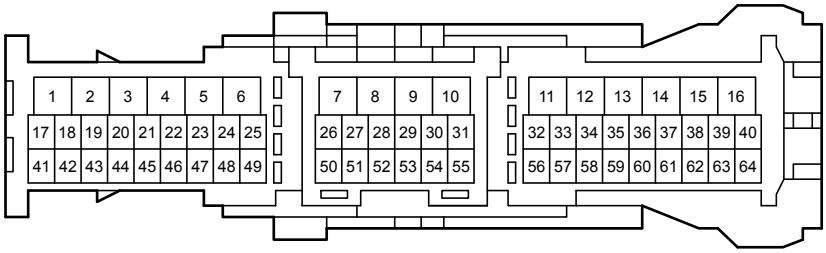

5B
White

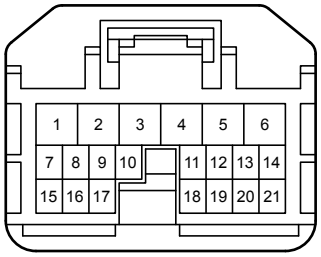

5C
White

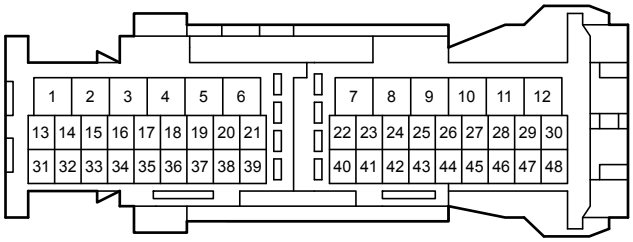

5D
White

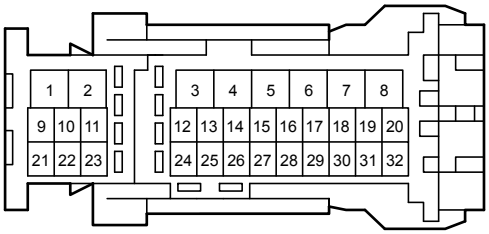

NA2
White

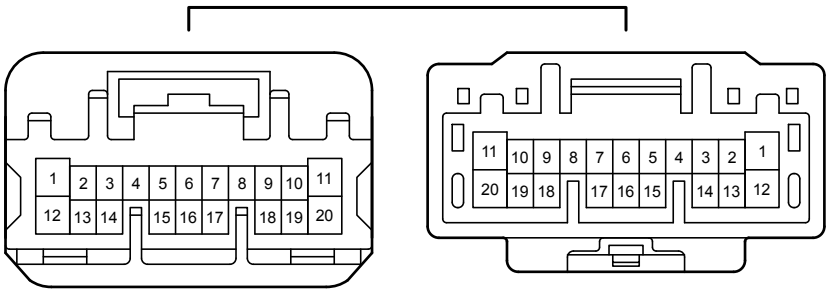

NA3
White

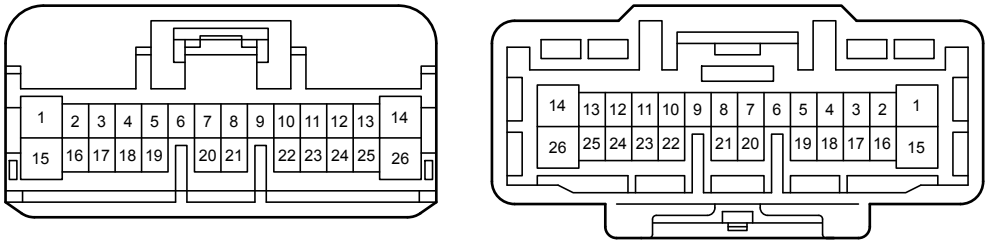

NA4
Gray

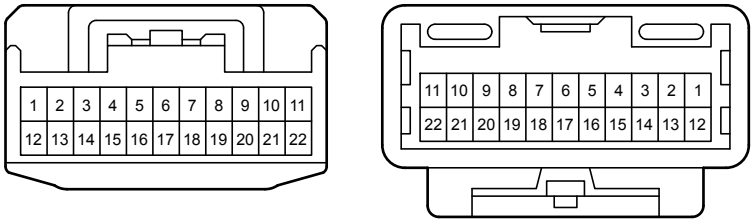

NY1
White

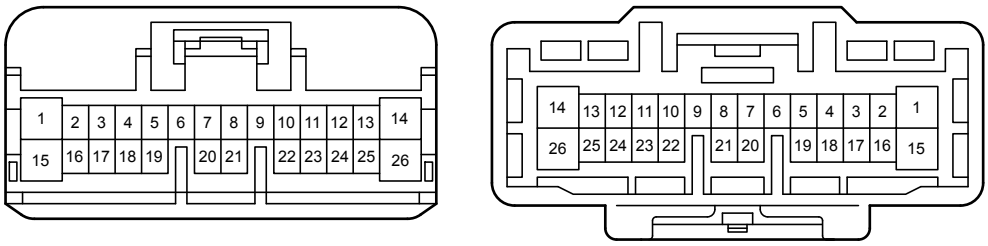

QT1
White

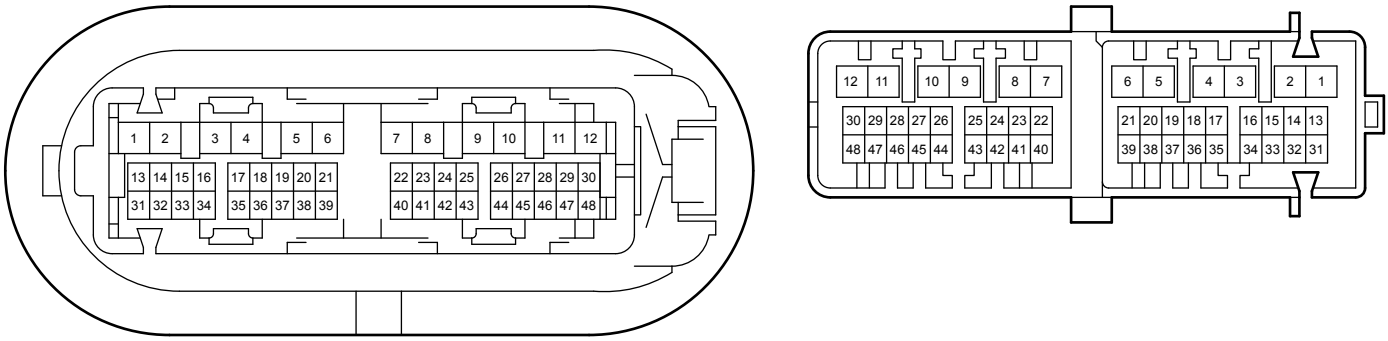

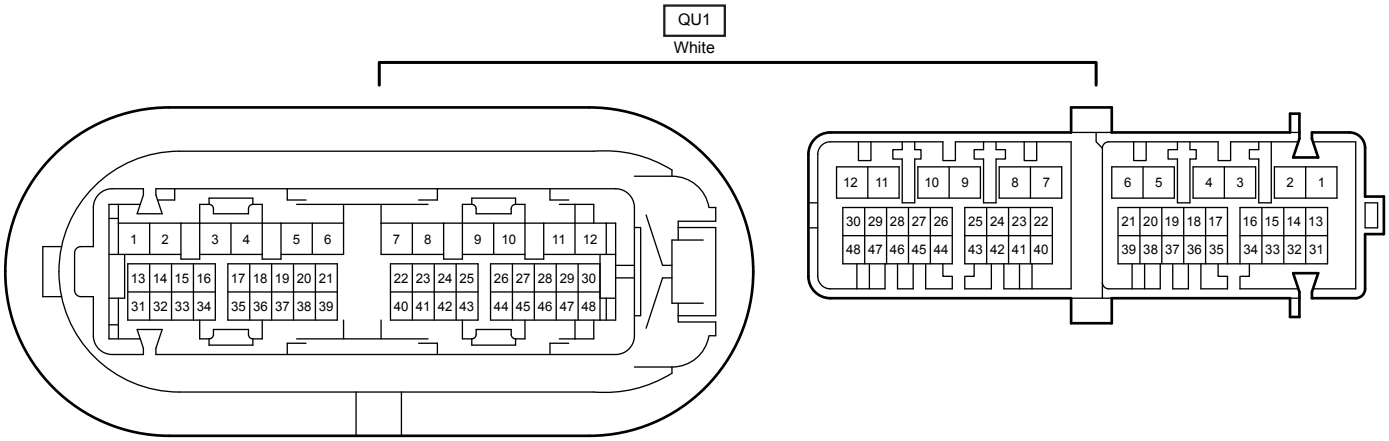
QU1
White
1 2 3 4 5 6 7 8 9 10 11 12
13 14 15 16 17 18 19 20 21 22 23 24 25 26 27 28 29 30
31 32 33 34 35 36 37 38 39 40 41 42 43 44 45 46 47 48
12 11 10 9 8 7 6 5 4 3 2 1
30 29 28 27 26 25 24 23 22 21 20 19 18 17 16 15 14 13
48 47 46 45 44 43 42 41 40 39 38 37 36 35 34 33 32 31