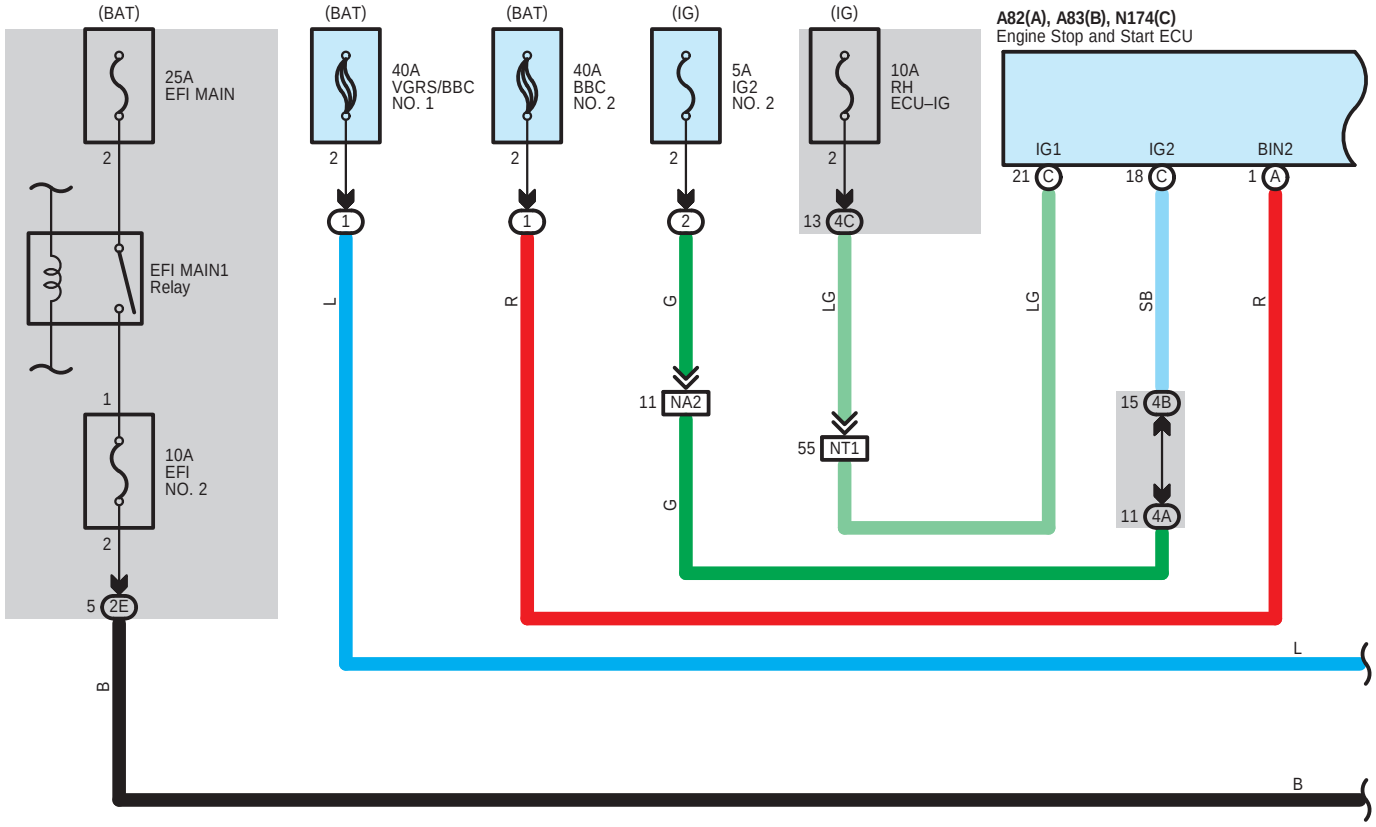
(BAT)
25A
EFI MAIN
2
EFI MAIN1
Relay
1
10A
EFI
NO. 2
2
5 2E
B
(BAT)
40A
VGRS/BBC
NO. 1
2
1
L
(BAT)
40A
BBC
NO. 2
2
1
R
(IG)
5A
IG2
NO. 2
2
2
G
11 NA2
G
(IG)
10A
RH
ECU–IG
2
13 4C
LG
55 NT1
A82(A), A83(B), N174(C)
Engine Stop and Start ECU
IG1
IG2
BIN2
21 C
18 C
1 A
LG
SB
R
15 4B
11 4A
L
B

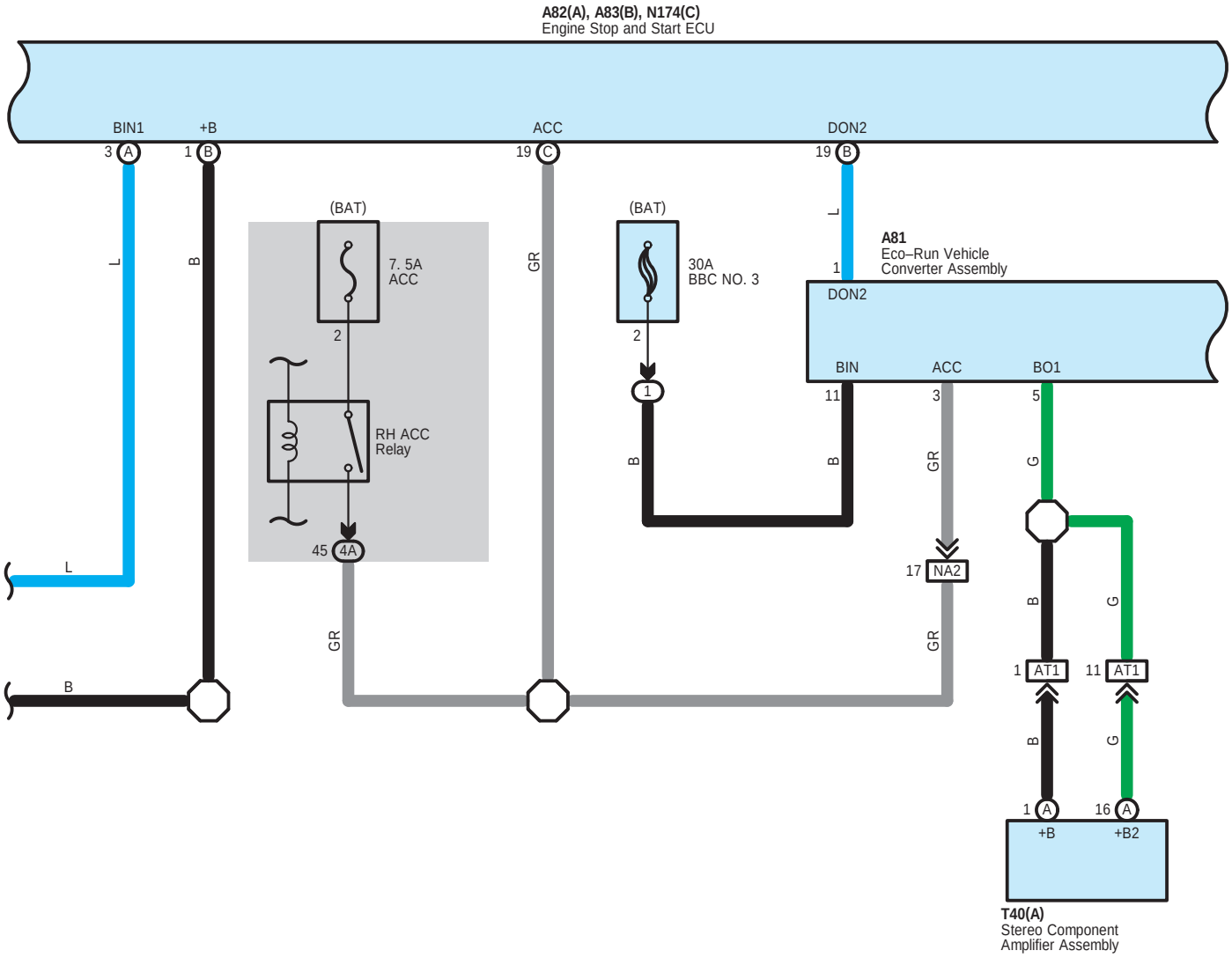
A82(A), A83(B), N174(C)
Engine Stop and Start ECU
BIN1
+B
ACC
DON2
3 A
1 B
19 C
19 B
L
B
GR
L
(BAT)
7. 5A
ACC
2
RH ACC
Relay
45 4A
(BAT)
30A
BBC NO. 3
2
1
B
B
L
1
A81
Eco–Run Vehicle
Converter Assembly
DON2
BIN
ACC
BO1
11
3
5
B
GR
G
17 NA2
GR
GR
B
G
1 AT1
11 AT1
B
G
1 A
16 A
+B
+B2
T40(A)
Stereo Component
Amplifier Assembly
L
B

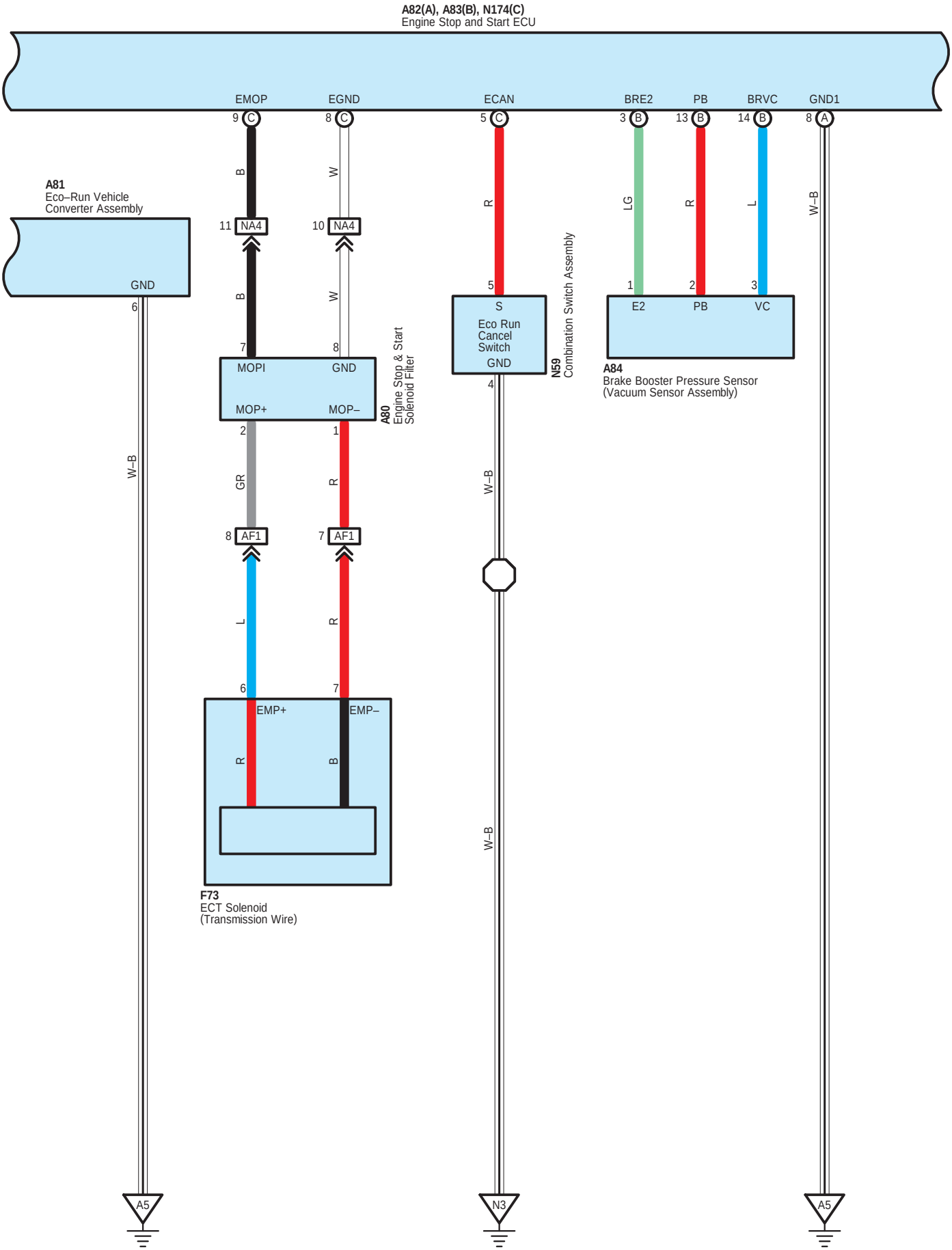
A82(A), A83(B), N174(C)
Engine Stop and Start ECU
EMOP
EGND
ECAN
BRE2
PB
BRVC
GND1
9 C
8 C
5 C
3 B
13 B
14 B
8 A
A81
Eco–Run Vehicle
Converter Assembly
GND
6
B
W
R
LG
R
L
W–B
11 NA4
10 NA4
5
1
2
3
S
Eco Run
Cancel
Switch
GND
4
E2
PB
VC
N59
Combination Switch Assembly
A84
Brake Booster Pressure Sensor
(Vacuum Sensor Assembly)
7
8
MOPI
GND
MOP+
MOP–
A80
Engine Stop & Start
Solenoid Filter
2
1
GR
R
8 AF1
7 AF1
L
R
6
7
EMP+
EMP–
R
B
F73
ECT Solenoid
(Transmission Wire)
W–B
W–B
W–B
A5
N3
A5

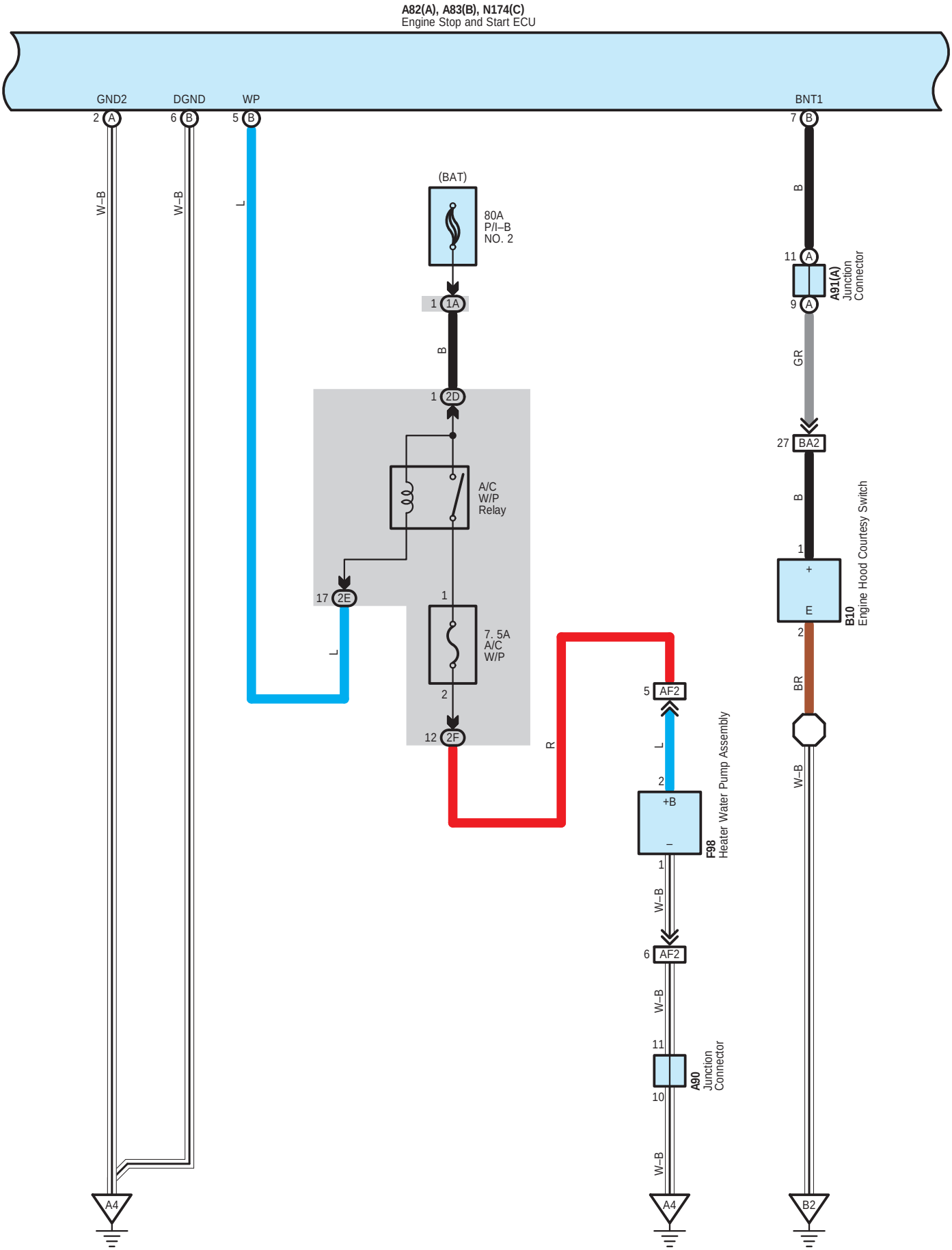
A82(A), A83(B), N174(C)
Engine Stop and Start ECU
GND2
DGND
WP
BNT1
2 A
6 B
5 B
7 B
W–B
W–B
L
B
(BAT)
80A
P/I–B
NO. 2
1 1A
B
1 2D
A/C
W/P
Relay
17 2E
L
1
7. 5A
A/C
W/P
2
12 2F
R
5 AF2
L
2
+B
–
F98
Heater Water Pump Assembly
1
W–B
6 AF2
W–B
11
10
A90
Junction
Connector
W–B
A4
11 A
9 A
A91(A)
Junction
Connector
GR
27 BA2
B
1
+
E
B10
Engine Hood Courtesy Switch
2
BR
W–B
B2

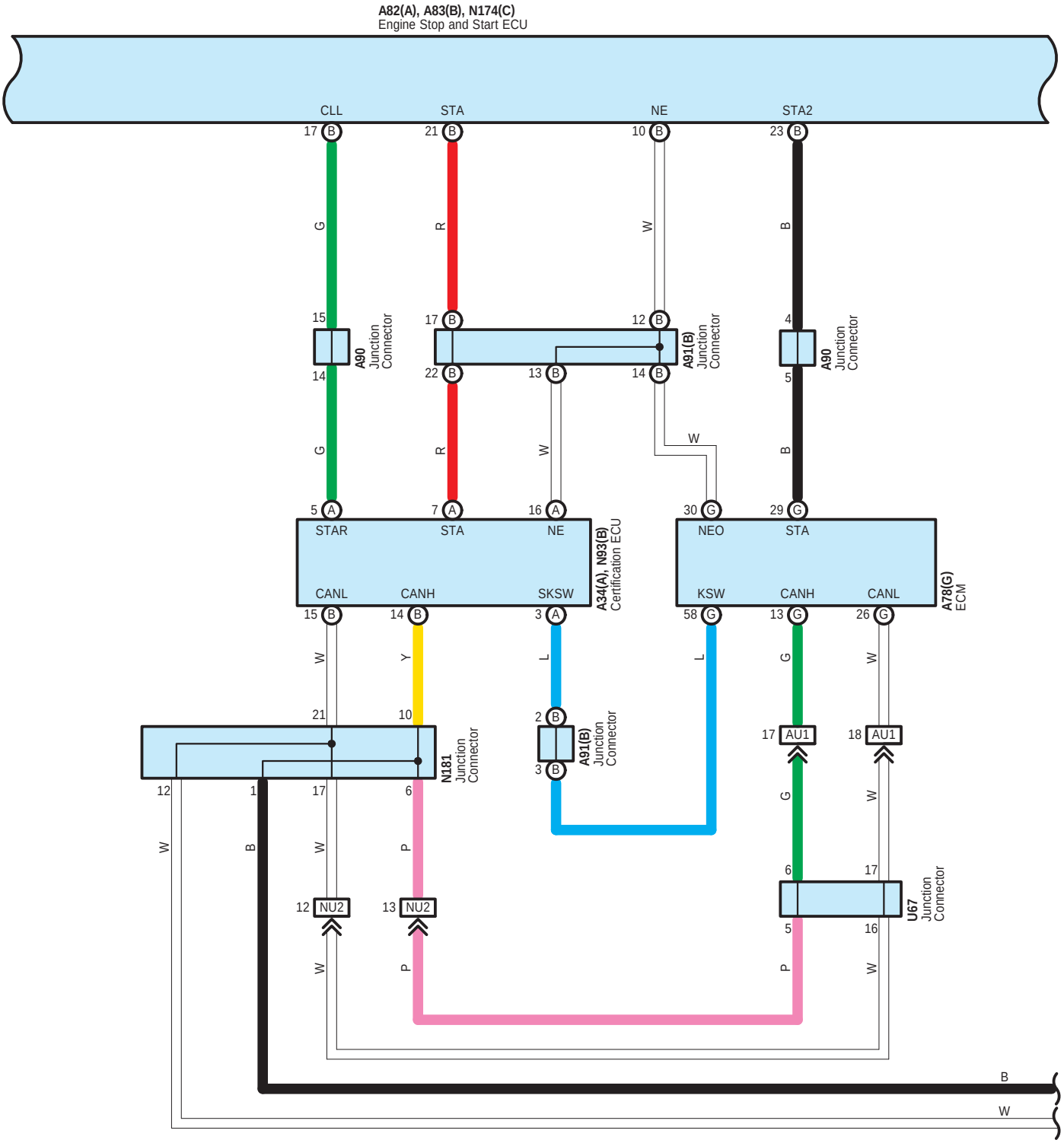
A82(A), A83(B), N174(C)
Engine Stop and Start ECU
CLL
STA
NE
STA2
A90 Junction Connector
A91(B) Junction Connector
A90 Junction Connector
STAR
STA
NE
NEO
STA
A34(A), N93(B) Certification ECU
A78(G) ECM
CANL
CANH
SKSW
KSW
CANH
CANL
N181 Junction Connector
A91(B) Junction Connector
AU1
AU1
NU2
NU2
U67 Junction Connector

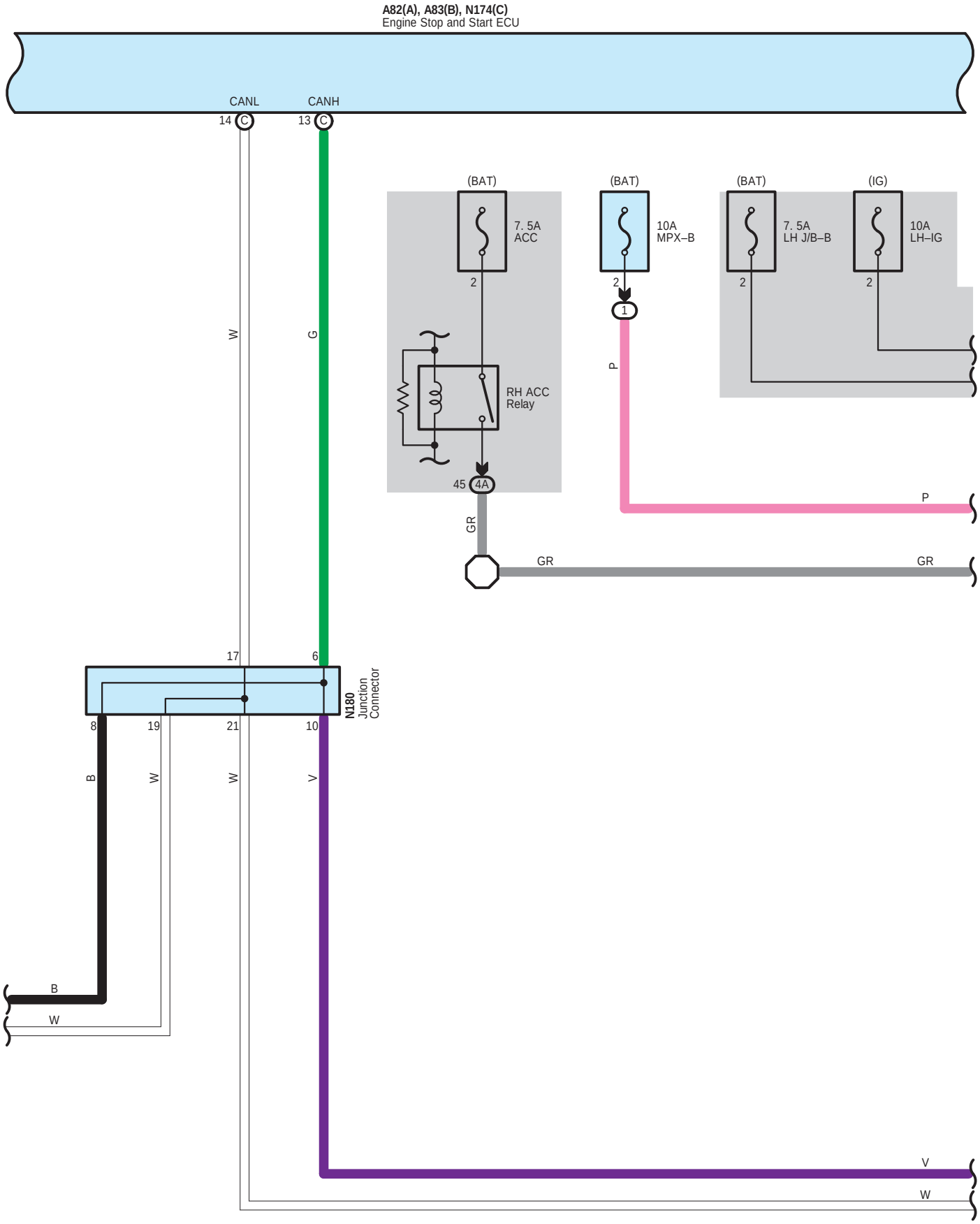
A82(A), A83(B), N174(C)
Engine Stop and Start ECU
CANL
CANH
14 C
13 C
(BAT)
7. 5A
ACC
2
RH ACC
Relay
45 4A
(BAT)
10A
MPX–B
2
1
(BAT)
7. 5A
LH J/B–B
2
(IG)
10A
LH–IG
2
W
G
P
P
GR
GR
GR
17
6
N180
Junction
Connector
8
19
21
10
B
W
W
V
B
W
V
W

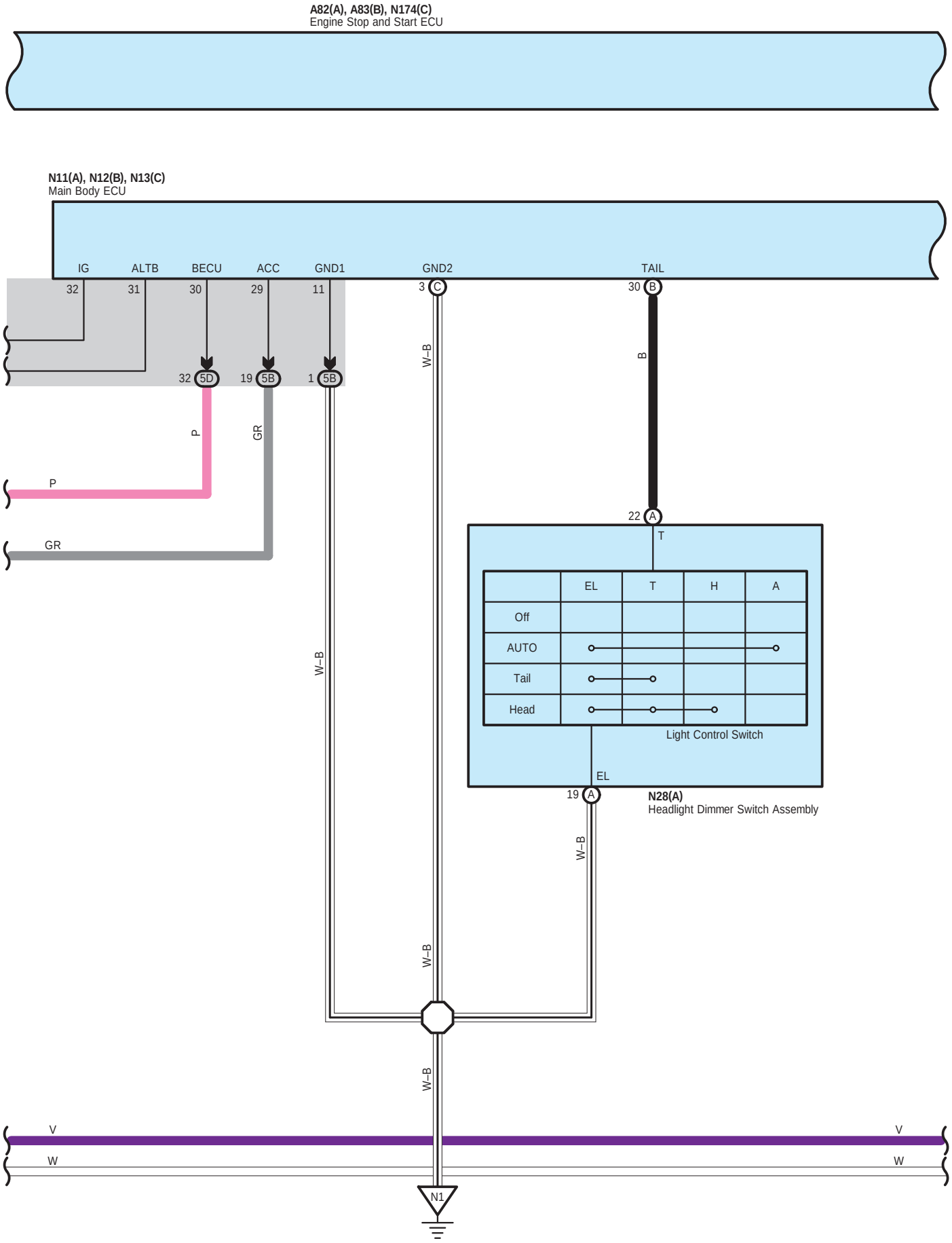
A82(A), A83(B), N174(C)
Engine Stop and Start ECU
N11(A), N12(B), N13(C)
Main Body ECU
IG
ALTB
BECU
ACC
GND1
GND2
TAIL
32
31
30
29
11
3 C
30 B
32 5D
19 5B
1 5B
W–B
B
P
GR
P
GR
22 A
T
EL
T
H
A
Off
AUTO
Tail
Head
Light Control Switch
EL
19 A
N28(A)
Headlight Dimmer Switch Assembly
W–B
W–B
W–B
W–B
V
V
W
W
N1

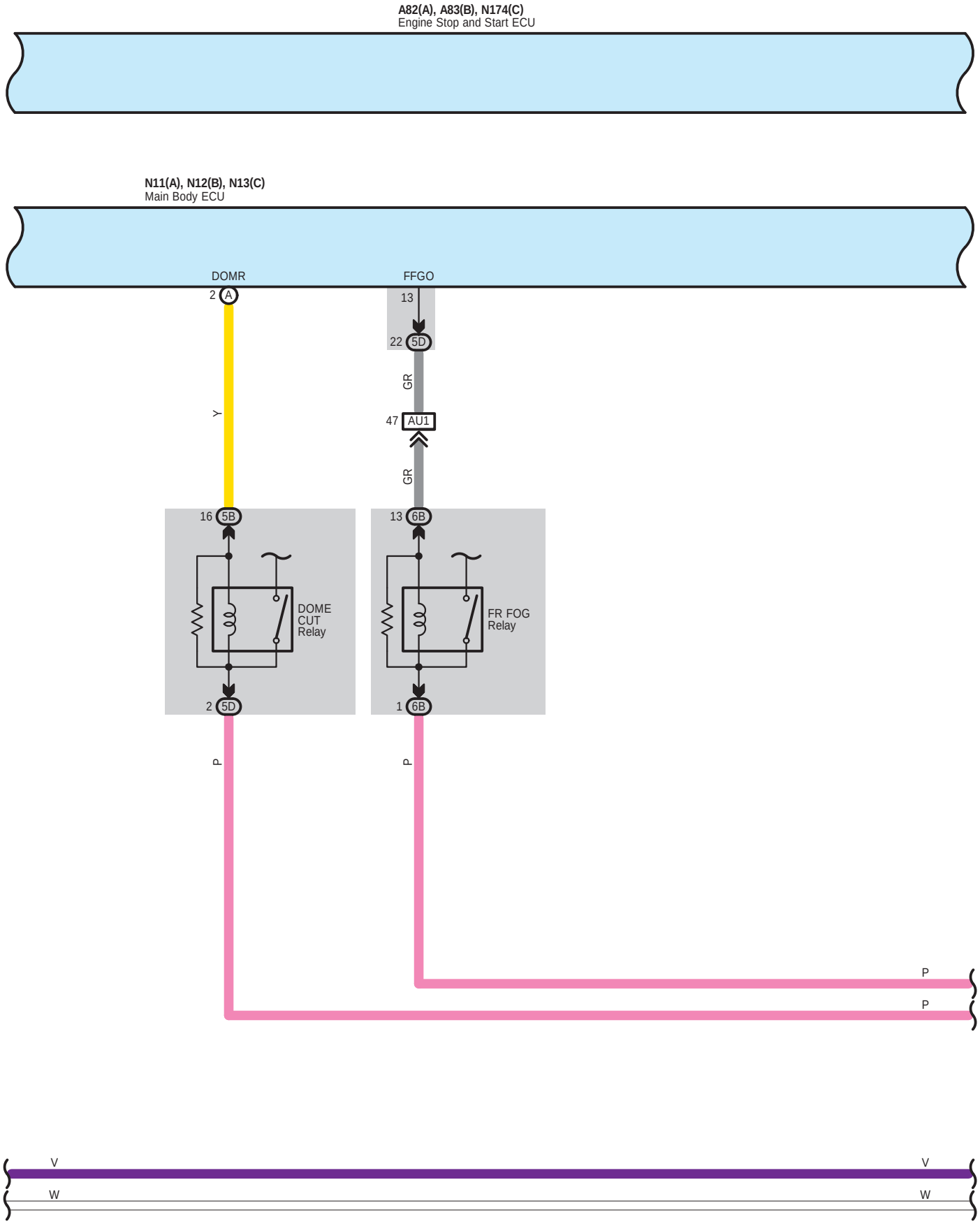
A82(A), A83(B), N174(C)
Engine Stop and Start ECU
N11(A), N12(B), N13(C)
Main Body ECU
DOMR
FFGO
2 A
13
22 5D
GR
47 AU1
GR
Y
16 5B
13 6B
DOME
CUT
Relay
FR FOG
Relay
2 5D
1 6B
P
P
P
P
V
V
W
W

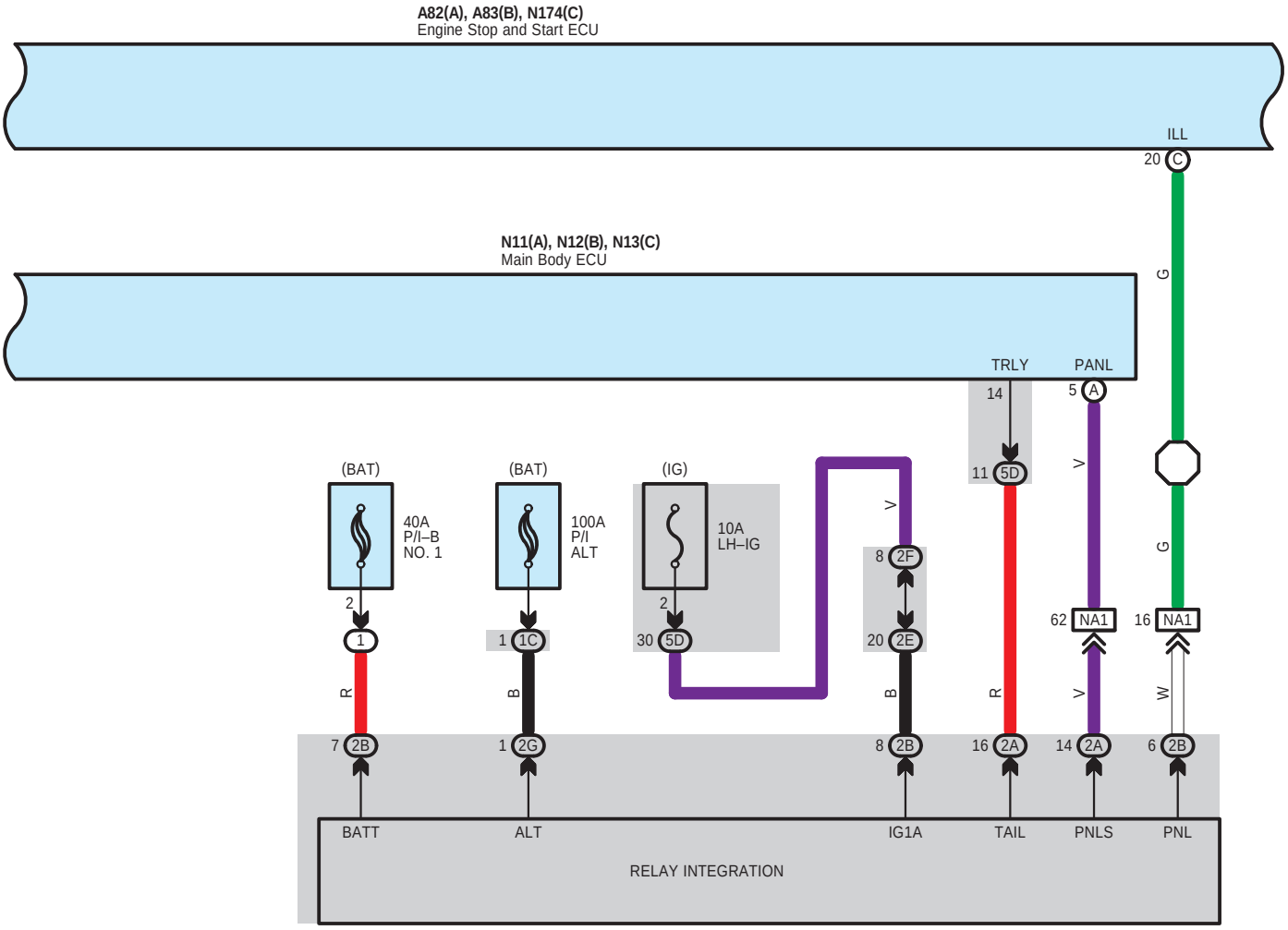
A82(A), A83(B), N174(C)
Engine Stop and Start ECU
ILL
20 C
G
N11(A), N12(B), N13(C)
Main Body ECU
TRLY
PANL
14
5 A
11 5D
V
G
(BAT)
40A
P/I–B
NO. 1
(BAT)
100A
P/I
ALT
(IG)
10A
LH–IG
V
8 2F
20 2E
2
1
1 1C
2
30 5D
62 NA1
16 NA1
R
B
B
R
V
W
7 2B
1 2G
8 2B
16 2A
14 2A
6 2B
BATT
ALT
IG1A
TAIL
PNLS
PNL
RELAY INTEGRATION

P
P
P
P

V
V
W
W

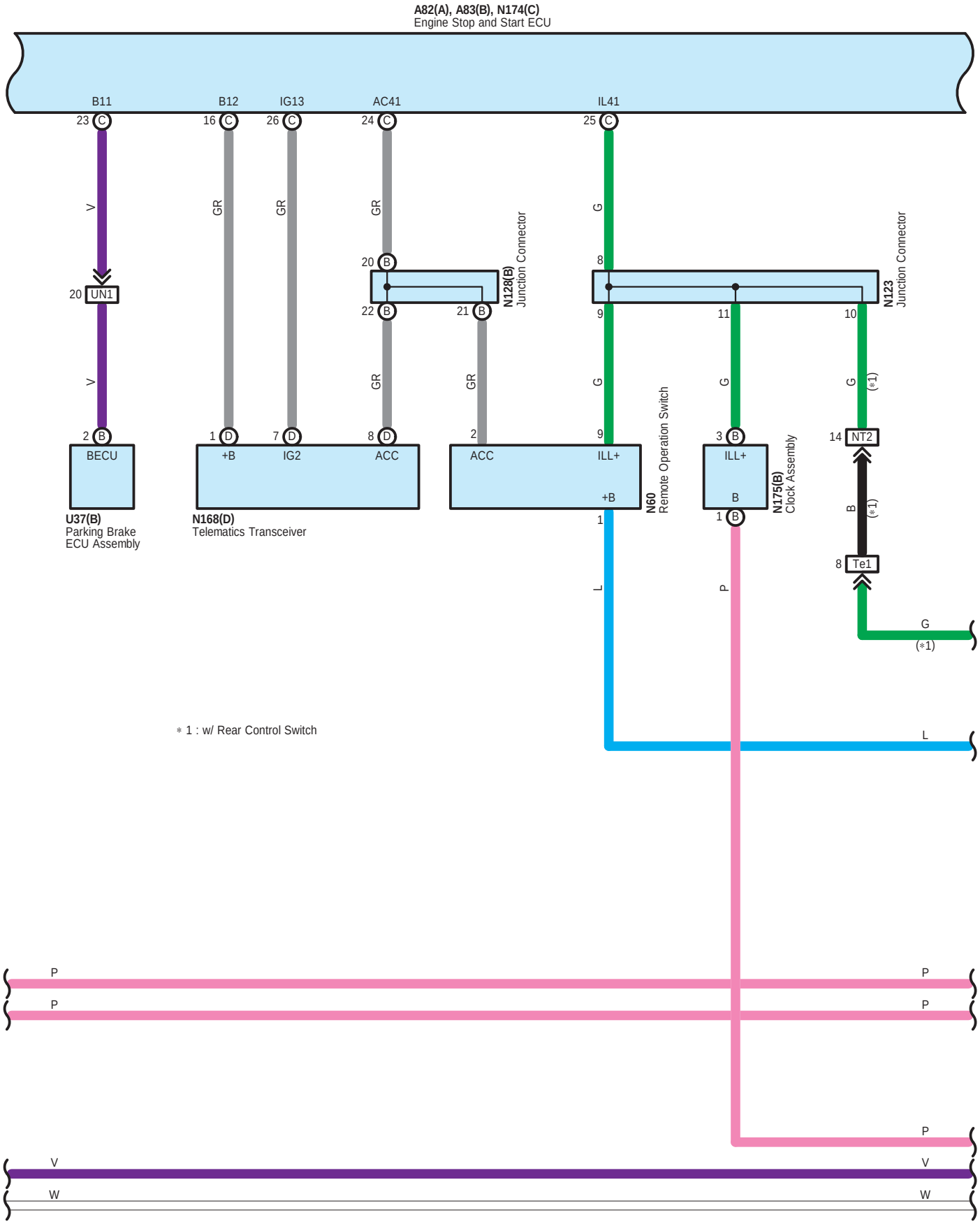
A82(A), A83(B), N174(C)
Engine Stop and Start ECU
B11
B12
IG13
AC41
IL41
23 C
16 C
26 C
24 C
25 C
V
GR
GR
GR
G
20 UN1
20 B
22 B
21 B
N128(B)
Junction Connector
8
9
11
10
N123
Junction Connector
V
GR
GR
G
G
G
(*1)
2 B
1 D
7 D
8 D
2
9
3 B
14 NT2
BECU
+B
IG2
ACC
ACC
ILL+
+B
ILL+
B
N60
Remote Operation Switch
N175(B)
Clock Assembly
B
(*1)
1
1 B
8 Te1
L
P
G
(*1)
U37(B)
Parking Brake
ECU Assembly
N168(D)
Telematics Transceiver
* 1 : w/ Rear Control Switch
L
P
P
P
P
P
P
V
V
W
W

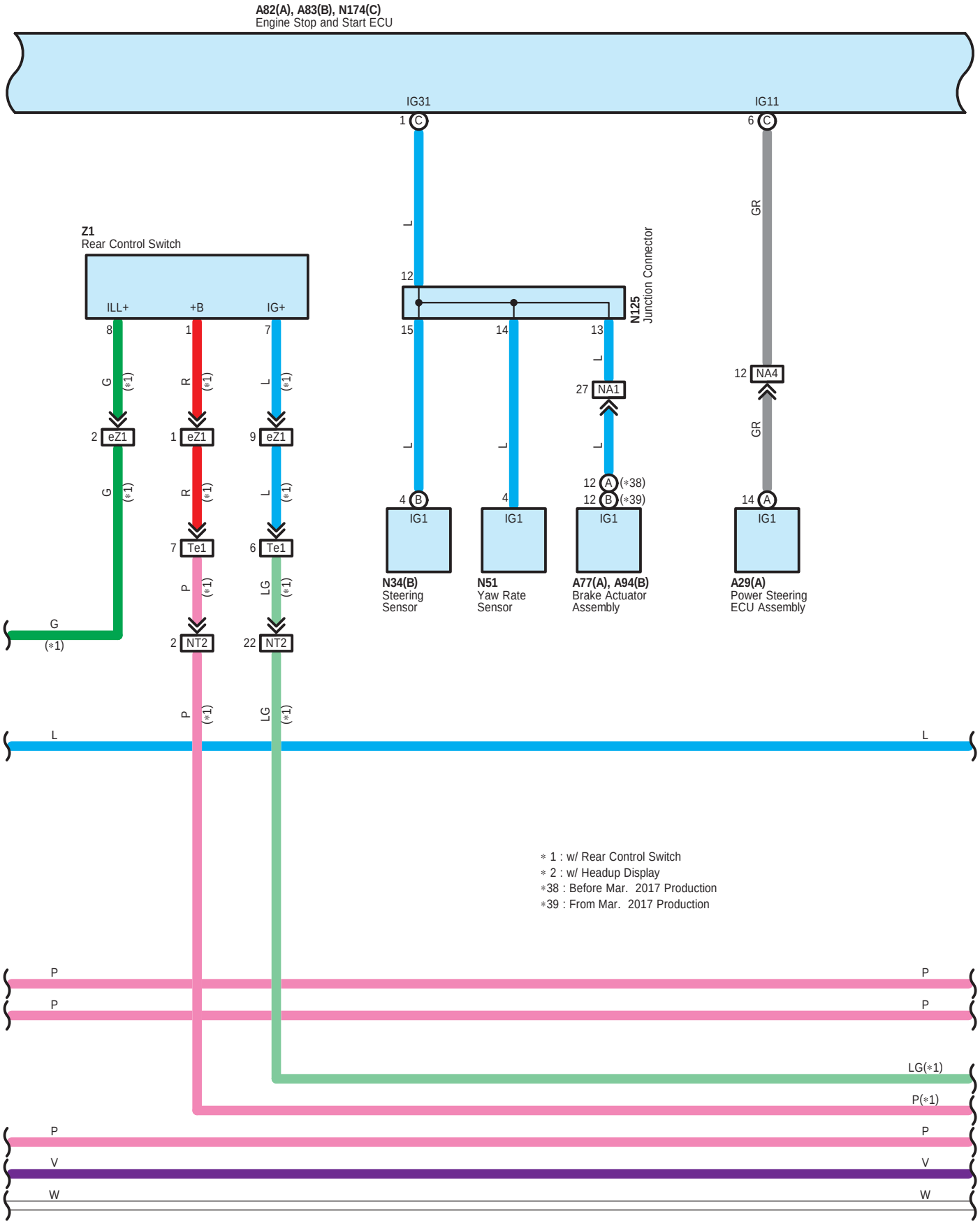
A82(A), A83(B), N174(C)
Engine Stop and Start ECU
IG31
IG11
Z1
Rear Control Switch
ILL+
+B
IG+
N125
Junction Connector
NA1
NA4
eZ1
Te1
NT2
IG1
N34(B)
Steering Sensor
N51
Yaw Rate Sensor
A77(A), A94(B)
Brake Actuator Assembly
A29(A)
Power Steering ECU Assembly
∗1 : w/ Rear Control Switch
∗2 : w/ Headup Display
∗38 : Before Mar. 2017 Production
∗39 : From Mar. 2017 Production
LG(∗1)
P(∗1)

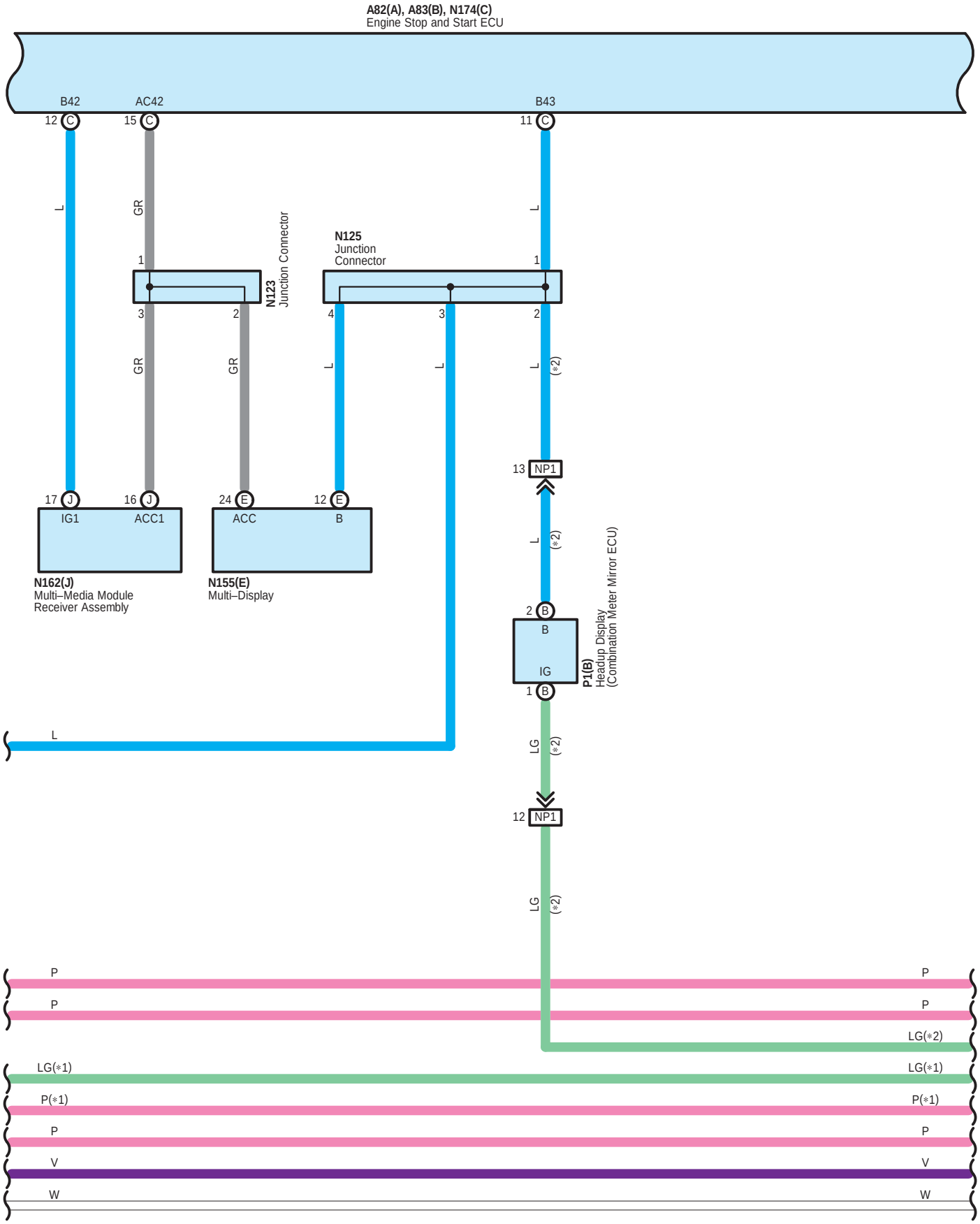
A82(A), A83(B), N174(C)
Engine Stop and Start ECU
B42
AC42
B43
12 C
15 C
11 C
L
GR
L
1
N123
Junction Connector
N125
Junction
Connector
1
3
2
4
3
2
GR
GR
L
L
L
(*2)
13 NP1
17 J
16 J
24 E
12 E
IG1
ACC1
ACC
B
N162(J)
Multi–Media Module
Receiver Assembly
N155(E)
Multi–Display
L
(*2)
2 B
B
IG
1 B
P1(B)
Headup Display
(Combination Meter Mirror ECU)
L
LG
(*2)
12 NP1
LG
(*2)
P
P
P
P
LG(*2)
LG(*1)
LG(*1)
P(*1)
P(*1)
P
P
V
V
W
W

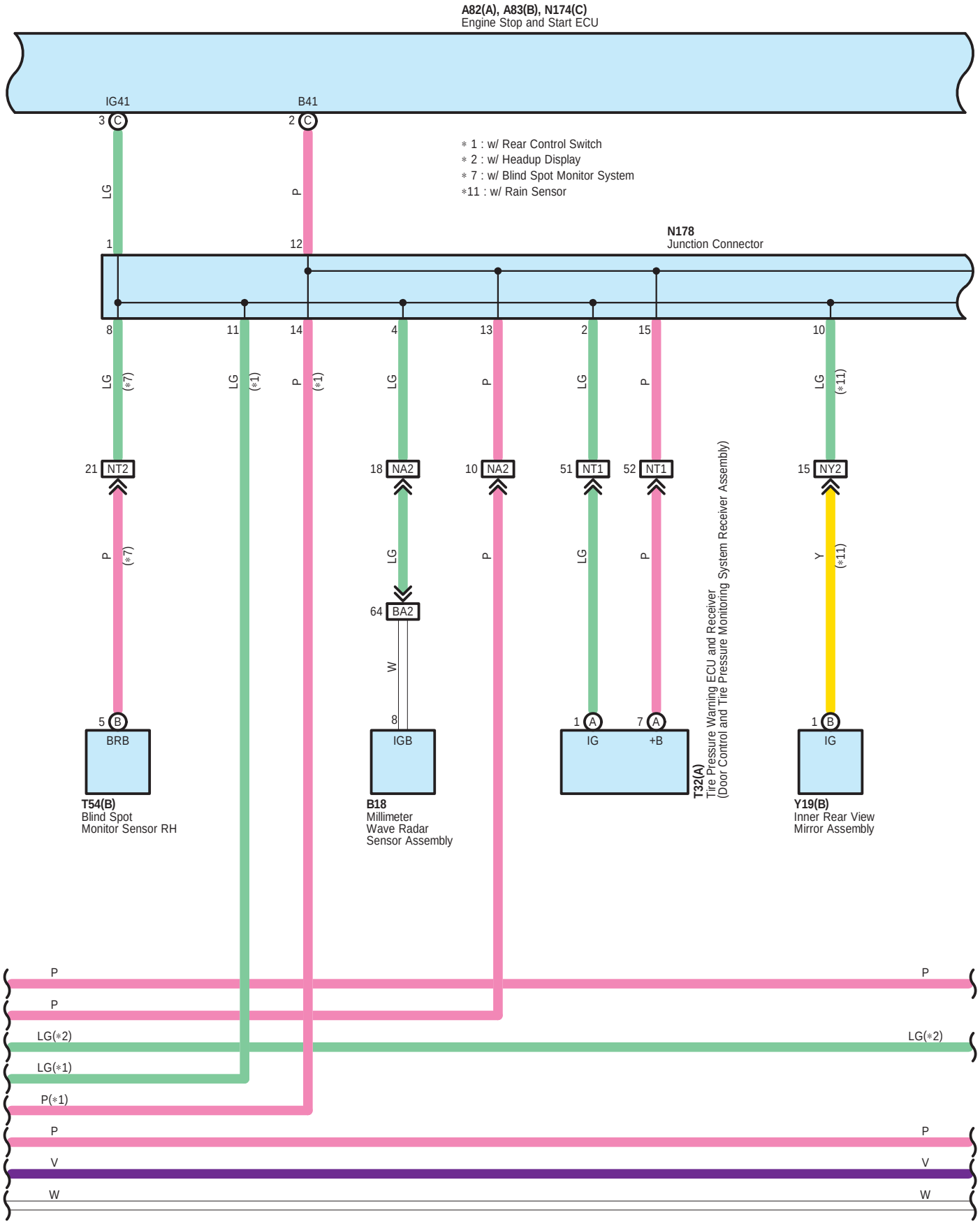
A82(A), A83(B), N174(C)
Engine Stop and Start ECU
IG41
B41
3 C
2 C
LG
P
∗ 1 : w/ Rear Control Switch
∗ 2 : w/ Headup Display
∗ 7 : w/ Blind Spot Monitor System
∗11 : w/ Rain Sensor
N178
Junction Connector
1
12
8
11
14
4
13
2
15
10
LG (∗7)
LG (∗1)
P (∗1)
LG
P
LG
P
LG (∗11)
21 NT2
18 NA2
10 NA2
51 NT1
52 NT1
15 NY2
P (∗7)
LG
P
LG
P
Y (∗11)
64 BA2
W
5 B
8
1 A
7 A
1 B
BRB
IGB
IG
+B
IG
T54(B)
Blind Spot
Monitor Sensor RH
B18
Millimeter
Wave Radar
Sensor Assembly
T32(A)
Tire Pressure Warning ECU and Receiver
(Door Control and Tire Pressure Monitoring System Receiver Assembly)
Y19(B)
Inner Rear View
Mirror Assembly
P
P
LG(∗2)
LG(∗1)
P(∗1)
P
V
W

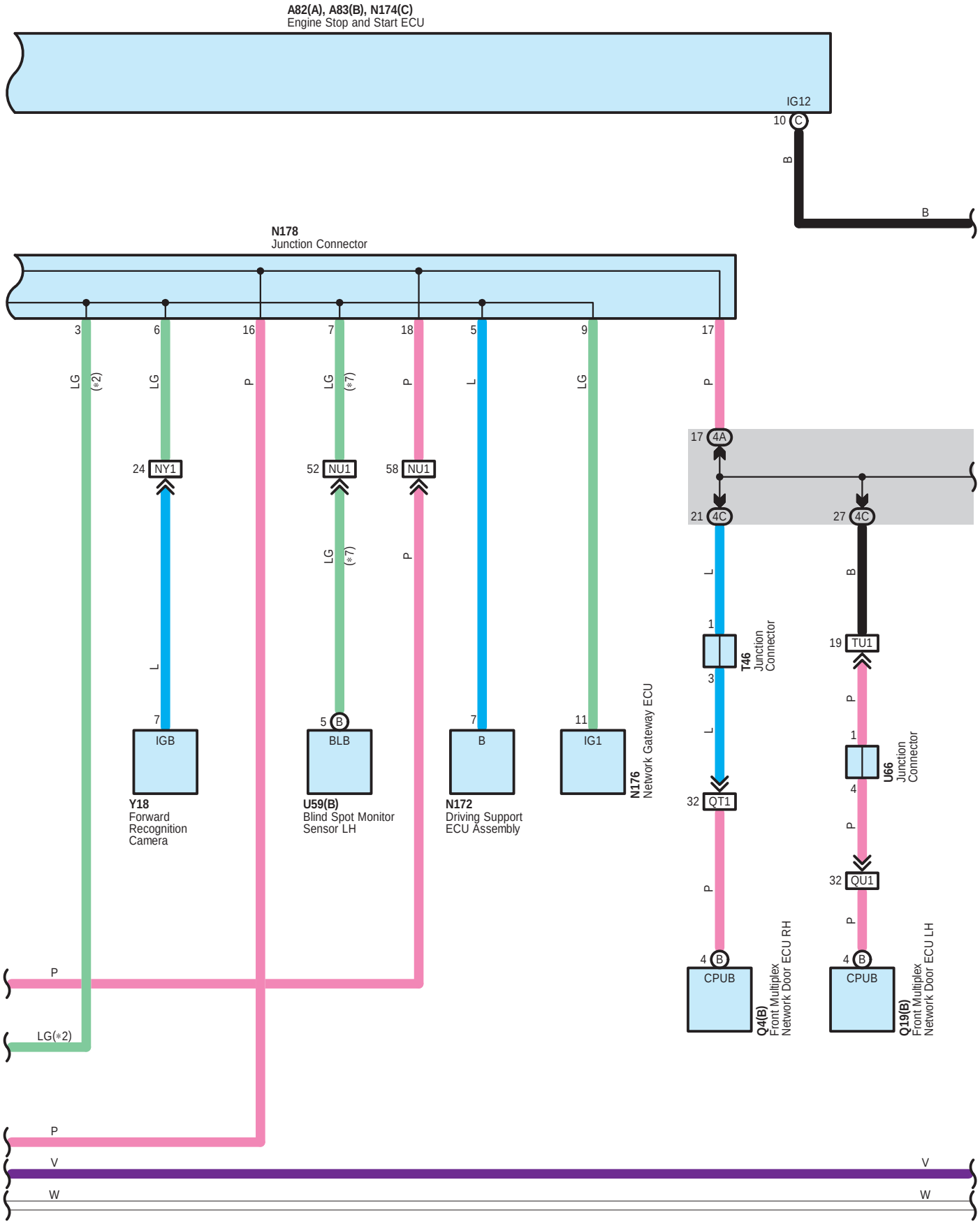
A82(A), A83(B), N174(C)
Engine Stop and Start ECU
IG12
10 C
B
B
N178
Junction Connector
3
6
16
7
18
5
9
17
LG
(*2)
LG
P
LG
(*7)
P
L
LG
P
17 4A
24 NY1
52 NU1
58 NU1
21 4C
27 4C
LG
(*7)
P
L
B
1
T46
Junction
Connector
3
19 TU1
L
7
5 B
7
11
P
1
U66
Junction
Connector
4
IGB
BLB
B
IG1
N176
Network Gateway ECU
32 QT1
Y18
Forward
Recognition
Camera
U59(B)
Blind Spot Monitor
Sensor LH
N172
Driving Support
ECU Assembly
P
32 QU1
P
P
4 B
CPUB
Q4(B)
Front Multiplex
Network Door ECU RH
4 B
CPUB
Q19(B)
Front Multiplex
Network Door ECU LH
P
LG(*2)
P
V
V
W
W

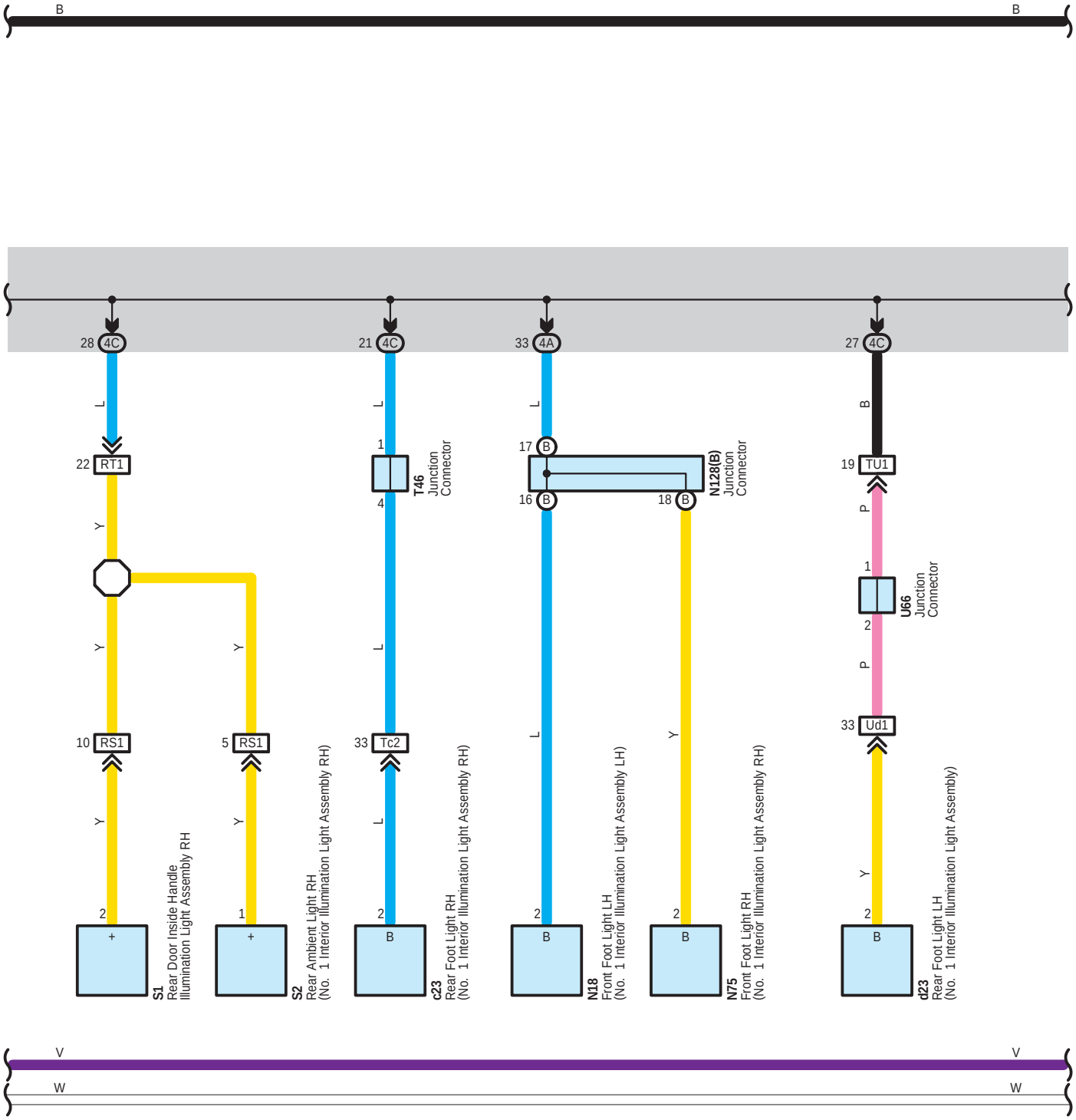
B
B
28 4C
21 4C
33 4A
27 4C
L
L
L
B
22 RT1
1
T46
Junction
Connector
4
17 B
16 B
18 B
N128(B)
Junction
Connector
19 TU1
P
1
U66
Junction
Connector
2
P
Y
Y
Y
Y
Y
Y
Y
10 RS1
5 RS1
33 Tc2
L
L
L
Y
33 Ud1
2
+
S1
Rear Door Inside Handle
Illumination Light Assembly RH
1
+
S2
Rear Ambient Light RH
(No. 1 Interior Illumination Light Assembly RH)
2
B
c23
Rear Foot Light RH
(No. 1 Interior Illumination Light Assembly RH)
2
B
N18
Front Foot Light LH
(No. 1 Interior Illumination Light Assembly LH)
2
B
N75
Front Foot Light RH
(No. 1 Interior Illumination Light Assembly RH)
2
B
d23
Rear Foot Light LH
(No. 1 Interior Illumination Light Assembly)
V
V
W
W

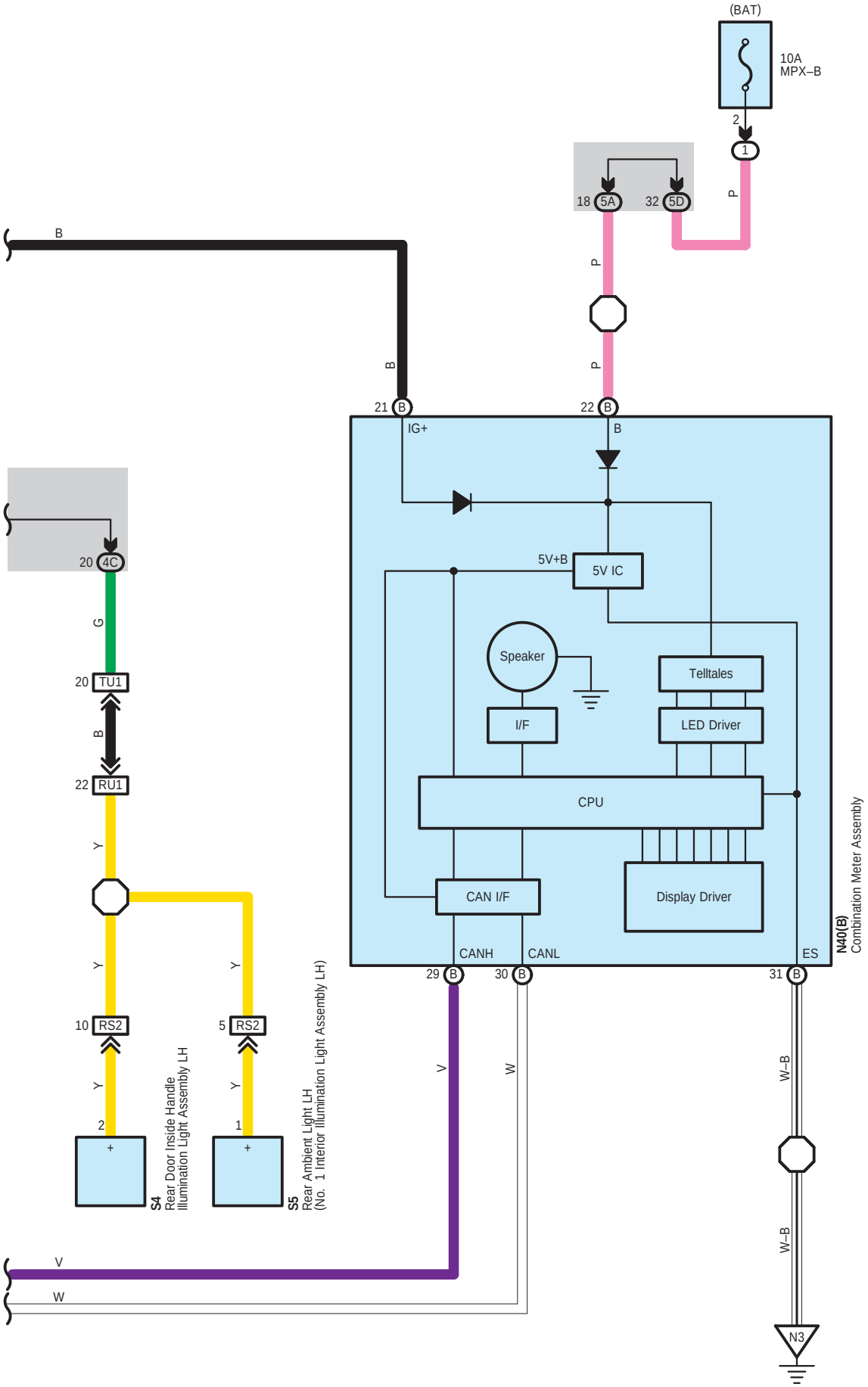
(BAT)
10A
MPX–B
2
1
P
18 5A
32 5D
B
P
P
B
21 B
22 B
IG+
B
5V+B
5V IC
Speaker
Telltales
I/F
LED Driver
CPU
CAN I/F
Display Driver
CANH
CANL
ES
29 B
30 B
31 B
N40(B)
Combination Meter Assembly
20 4C
G
20 TU1
B
22 RU1
Y
Y
Y
10 RS2
5 RS2
Y
Y
2
1
S4
Rear Door Inside Handle
Illumination Light Assembly LH
S5
Rear Ambient Light LH
(No. 1 Interior Illumination Light Assembly LH)
V
W
V
W
W–B
W–B
N3

A 29
Black

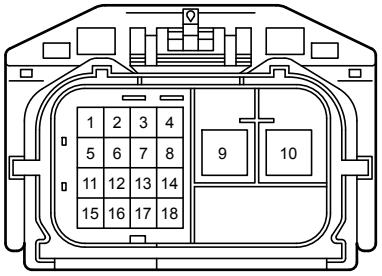

A 34
White

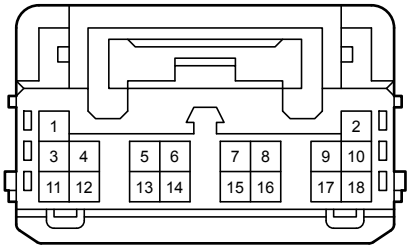

A 77
Black

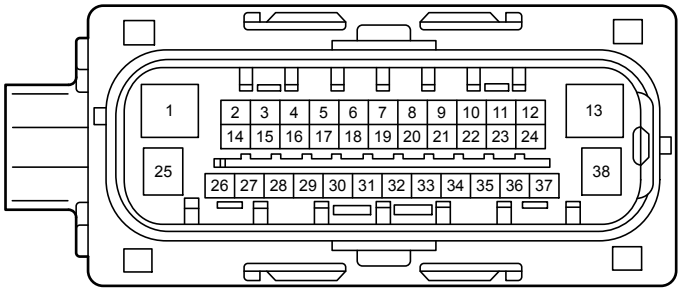

A 78
Black

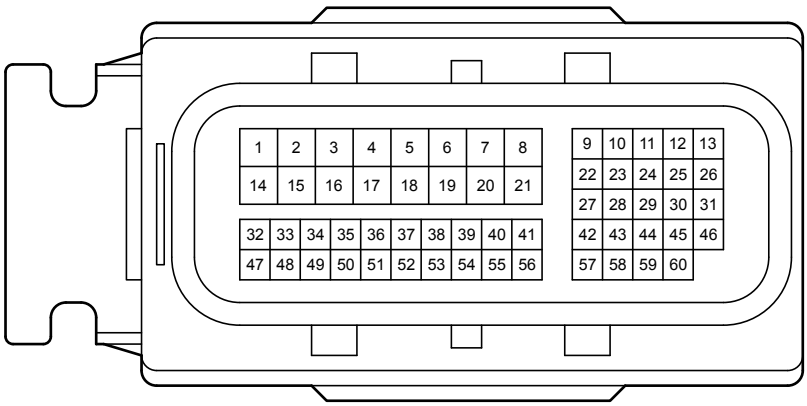

A 80
White

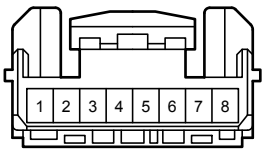

A 81
Black

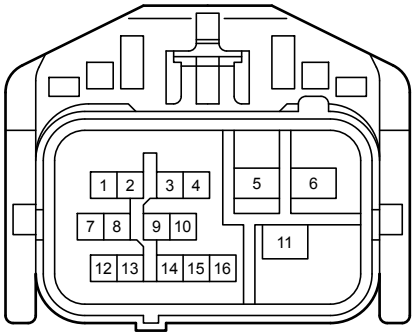

A 82
Black

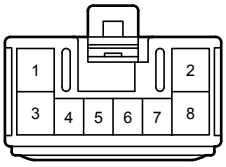

A 83
White

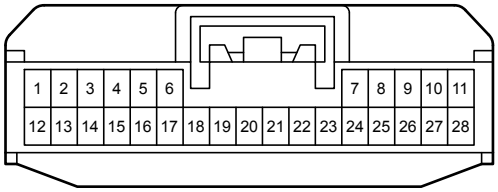

A 84
Black



A 90
White

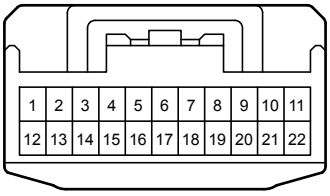

A 91
White

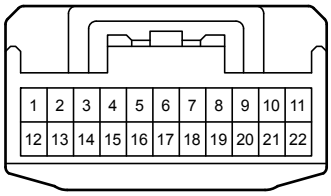

A 94
Black

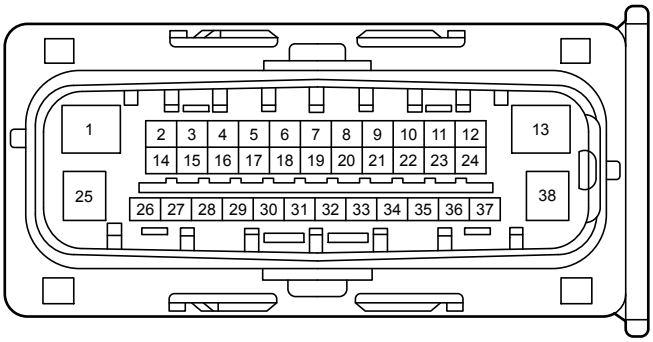

B 10
Black



B 18
Black



F 73
Gray

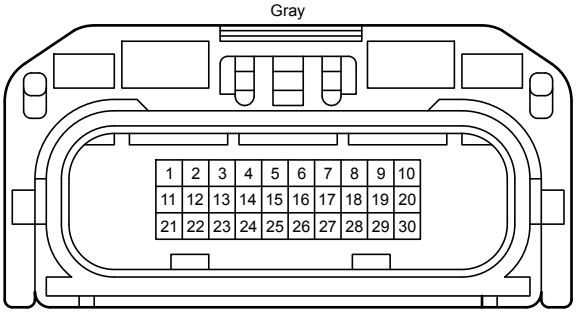

F 98
Black

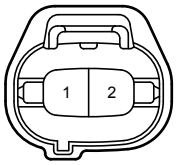

N 11
White

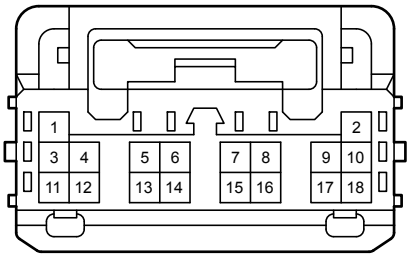

N 12
White

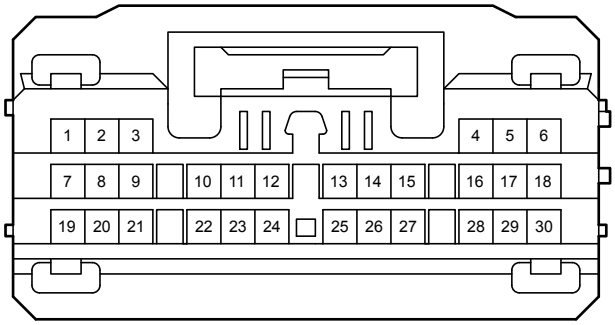

N 13
White

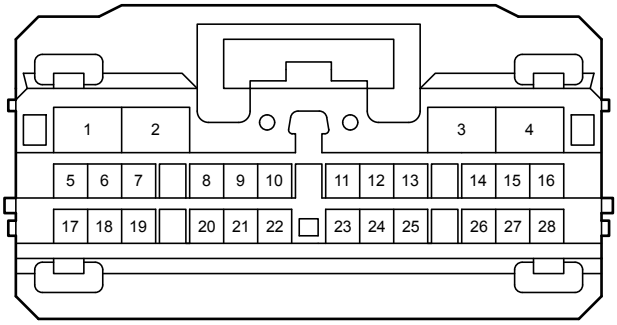

N 18
Gray

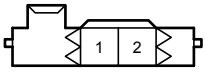

N 28
Black

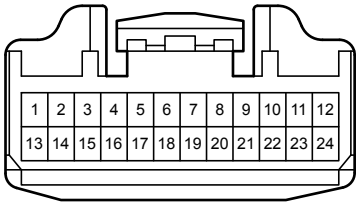

N 34
Black

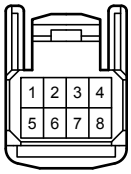

N 40
Black

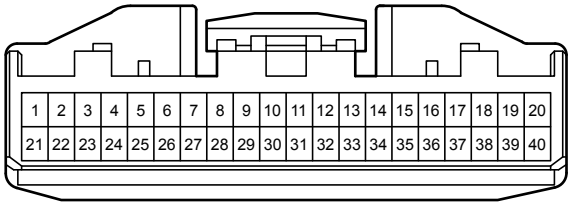

N 51
Black



N 59
Black

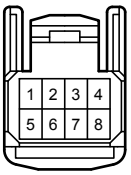

N 60
White



N 75
Gray

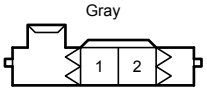

N 93
White

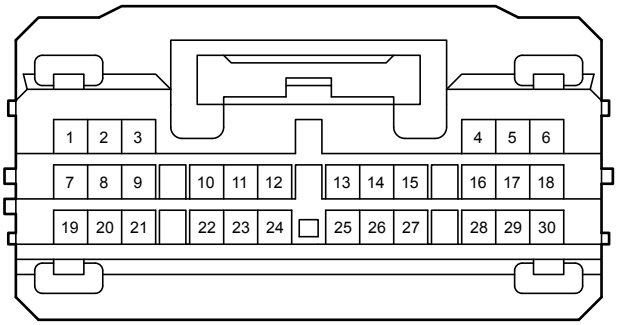

N123
Blue

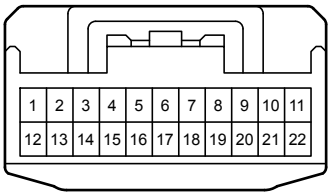

N125
Blue

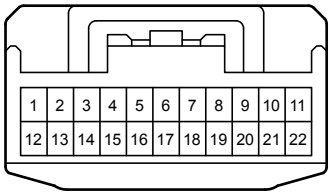

N128
Blue

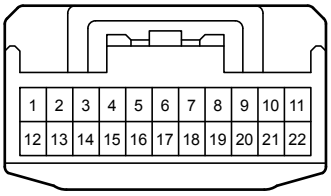

N155
Black

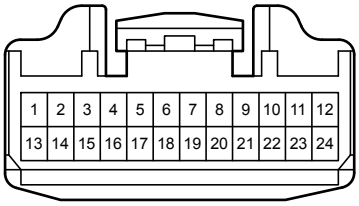

N162
White

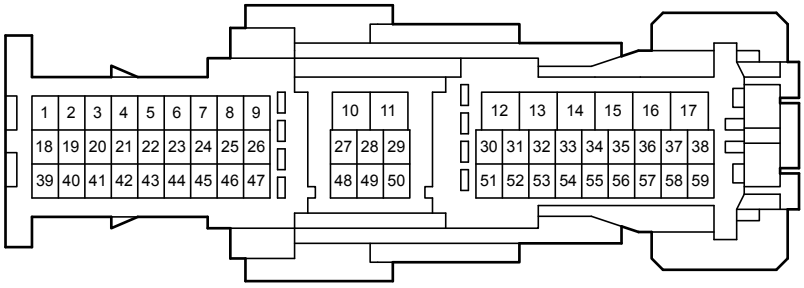

N168
White

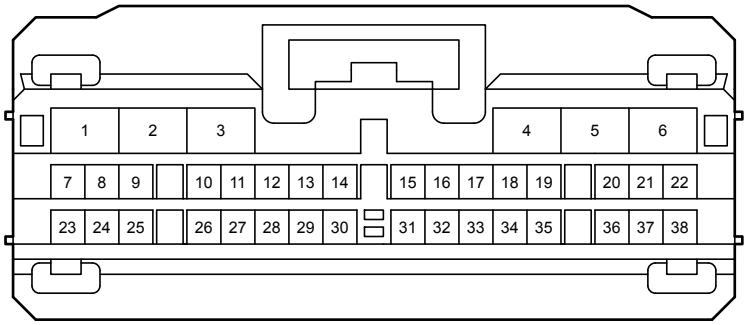

N172
White

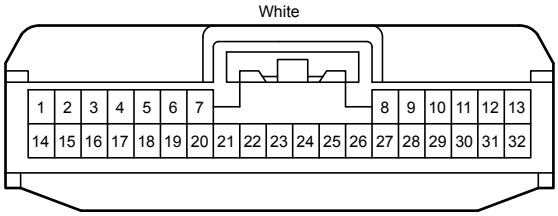

N174
Black

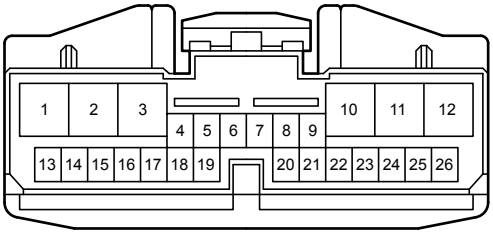

N175
White

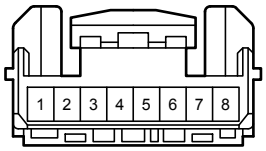

N176
Black

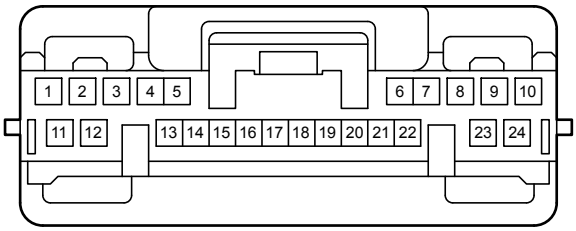

N178
Gray

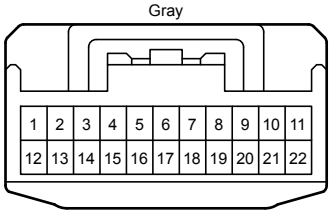

N180
Gray

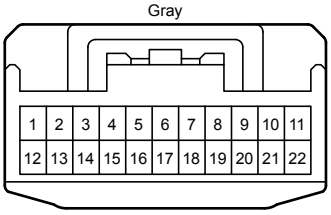

N181
Gray

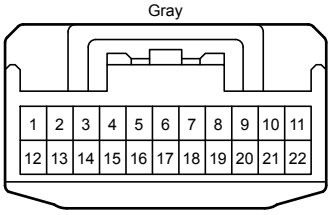

P 1
White

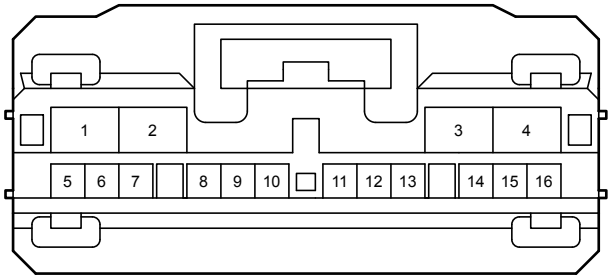

Q 4
White

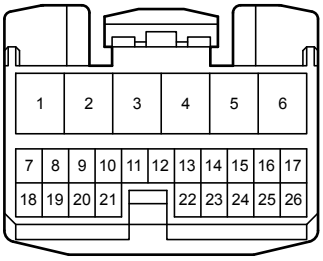

Q 19
White

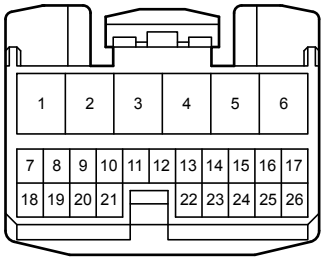

S 1
White

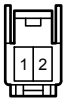

S 2
White

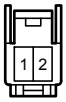

S 4
White

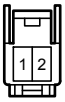

S 5
White

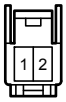

T 32
White



T 40
White

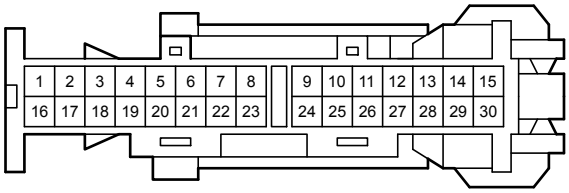

T 46
Black

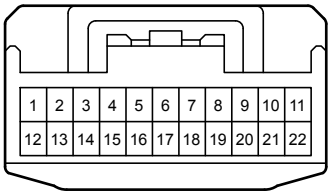

T 54
Black

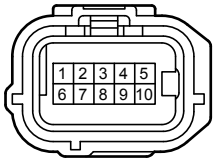

U 37
White



U 59
Black

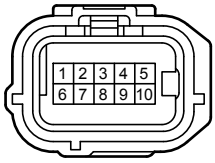

U 66
Gray

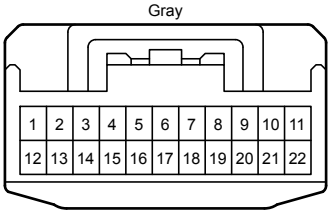

U 67
Gray

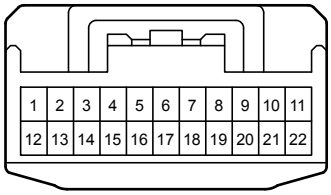

Y 18
Gray



Y 19
Black

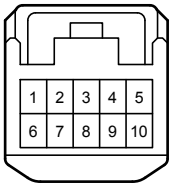

Z 1
White

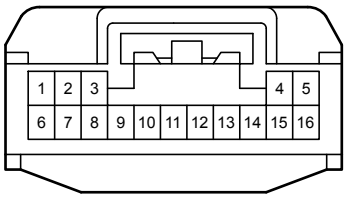

c 23
Black

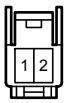

d 23
Black



1A

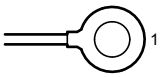

1C

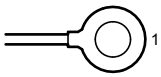

2A
Black

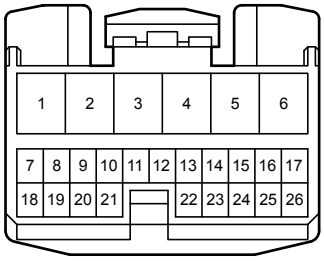

2B
Black

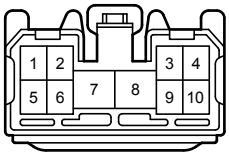

2D
White

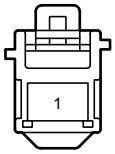

2E
White

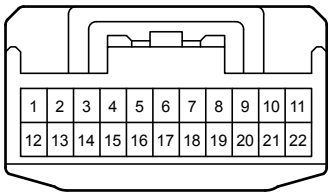

2F
White

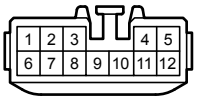

2G
Black

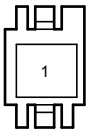

4A
White

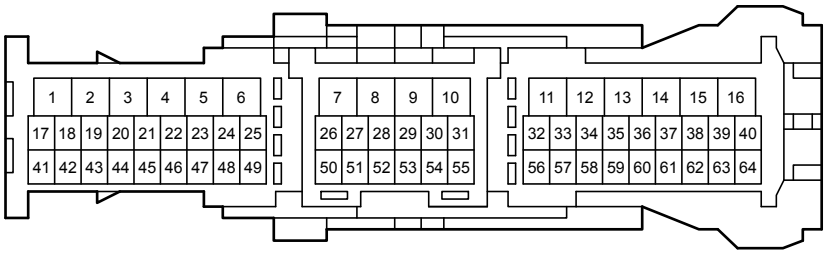

4B
White

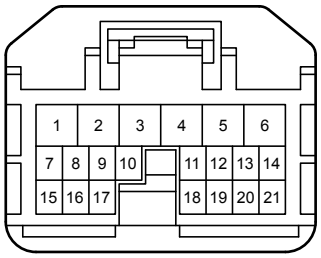

4C
White

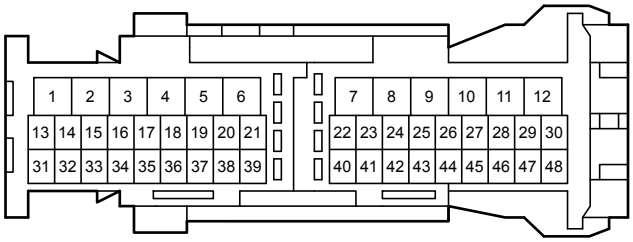

5A
White

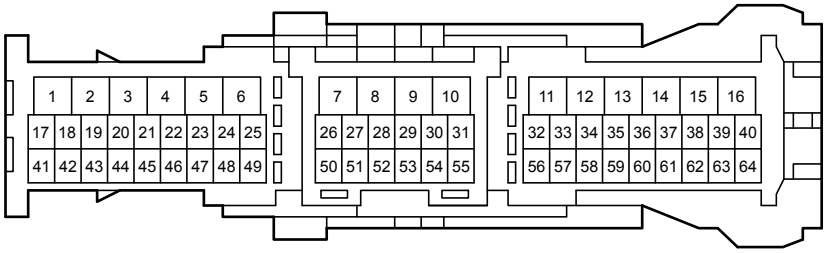

5B
White

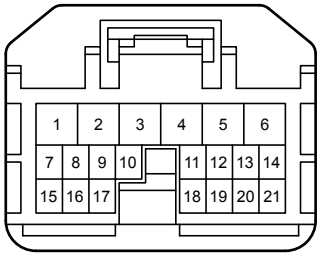

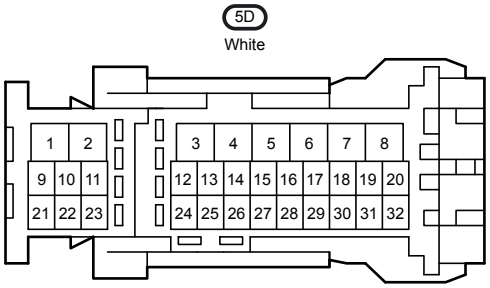
5D
White
1 2 3 4 5 6 7 8
9 10 11 12 13 14 15 16 17 18 19 20
21 22 23 24 25 26 27 28 29 30 31 32

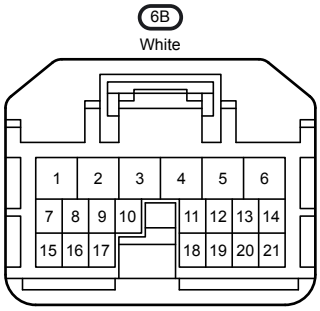
6B
White
1 2 3 4 5 6
7 8 9 10 11 12 13 14
15 16 17 18 19 20 21

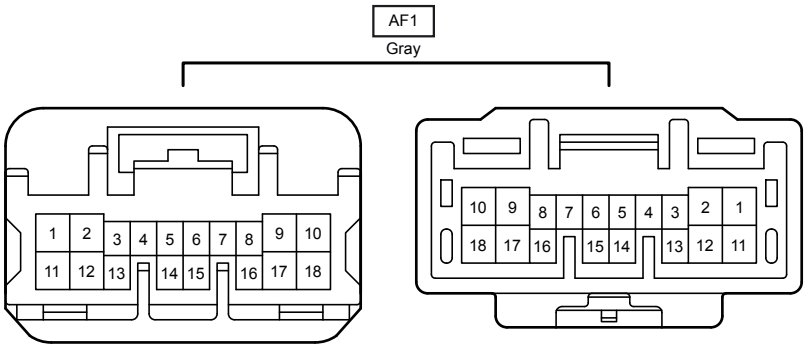
AF1
Gray
1 2 3 4 5 6 7 8 9 10
11 12 13 14 15 16 17 18
10 9 8 7 6 5 4 3 2 1
18 17 16 15 14 13 12 11

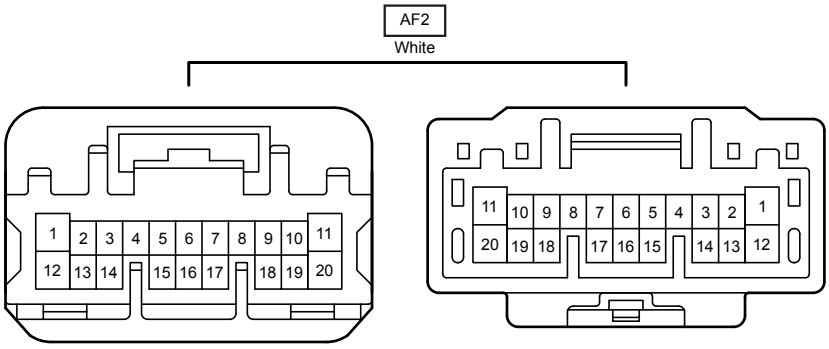
AF2
White
1 2 3 4 5 6 7 8 9 10 11
12 13 14 15 16 17 18 19 20
11 10 9 8 7 6 5 4 3 2 1
20 19 18 17 16 15 14 13 12

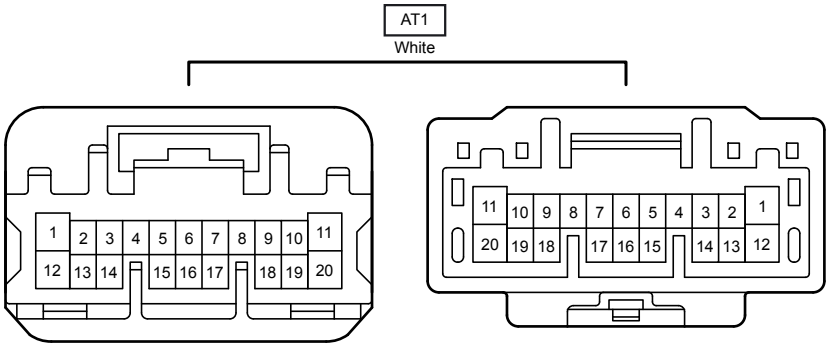
AT1
White
1 2 3 4 5 6 7 8 9 10 11
12 13 14 15 16 17 18 19 20
11 10 9 8 7 6 5 4 3 2 1
20 19 18 17 16 15 14 13 12

AU1
White

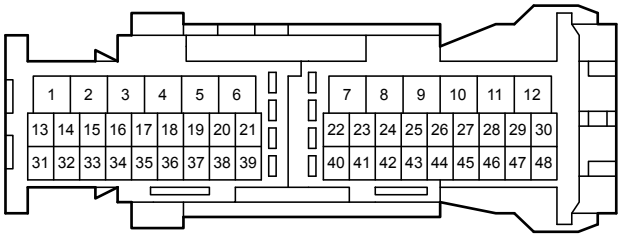

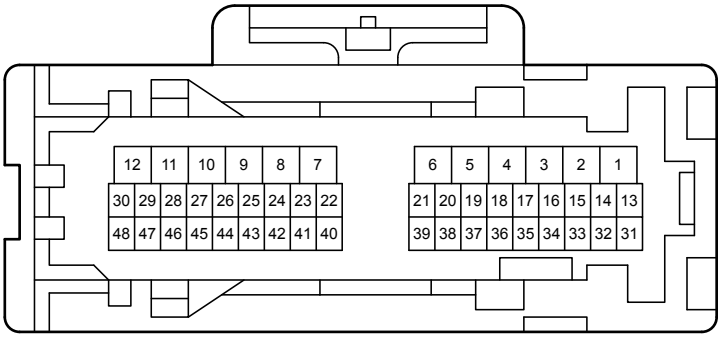

BA2
White

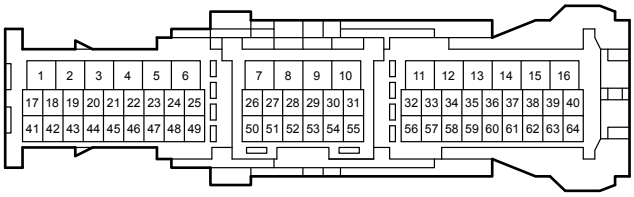

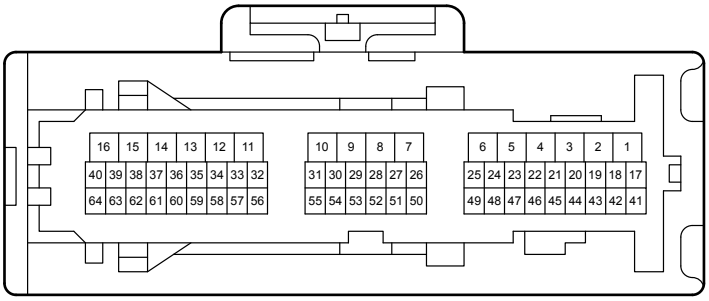

NA1
White

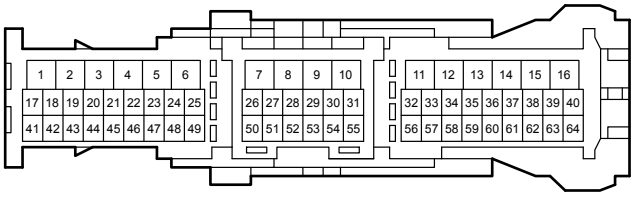

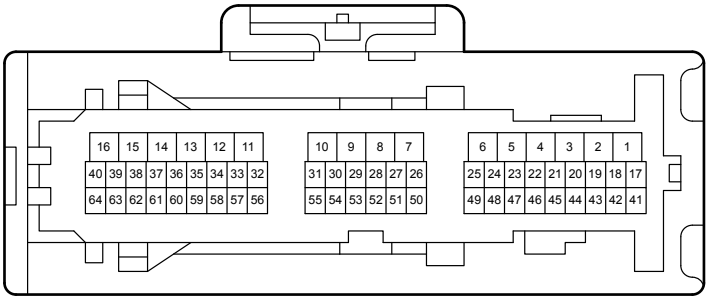

NA2
White

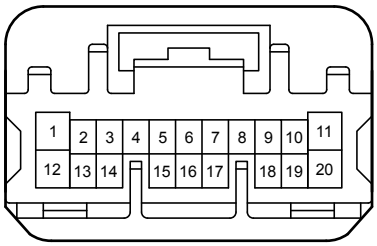

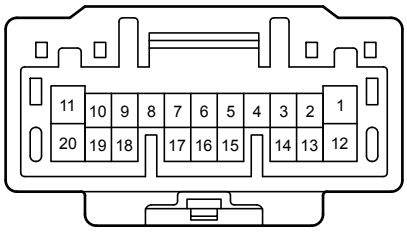

NA4
Gray

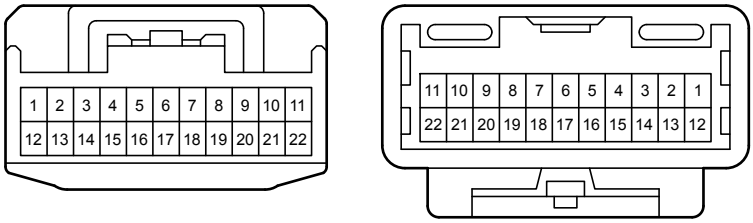

NP1
White

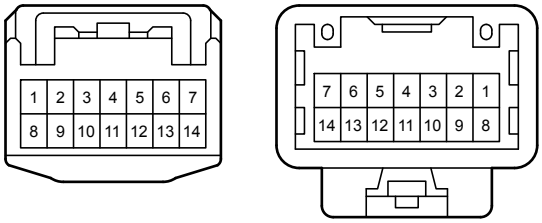

NT1
White

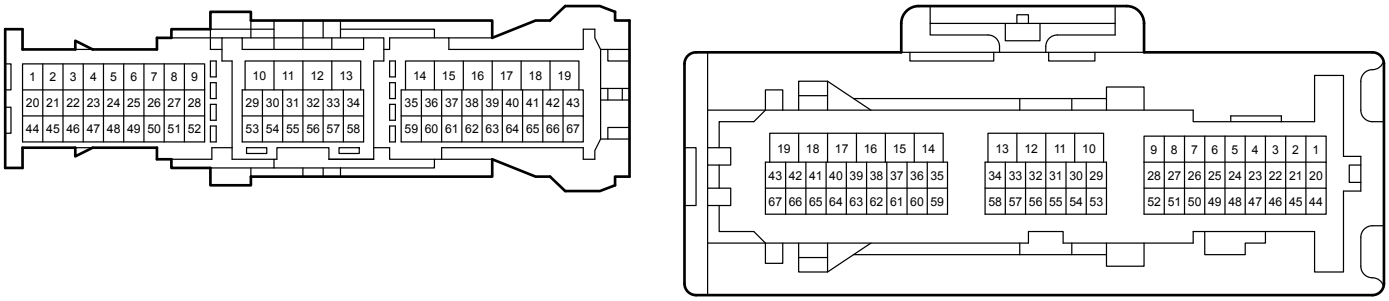

NT2
White

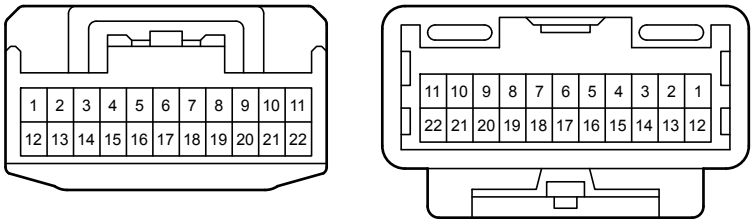

NU1
White

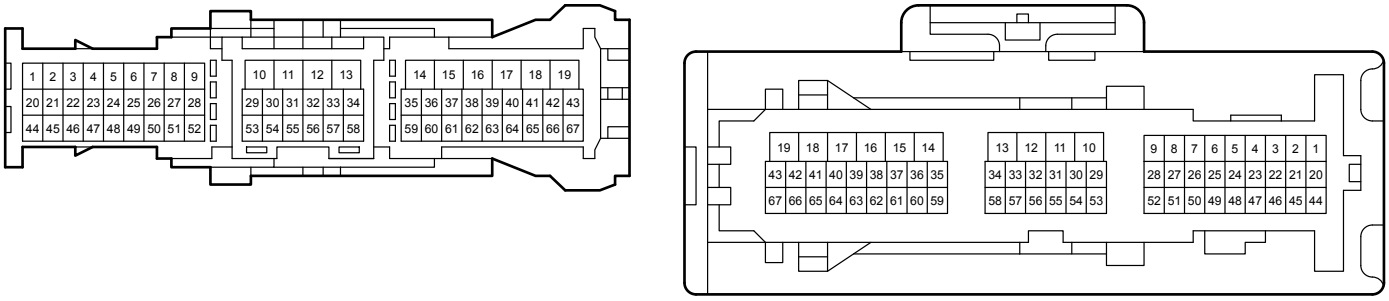

NU2
White

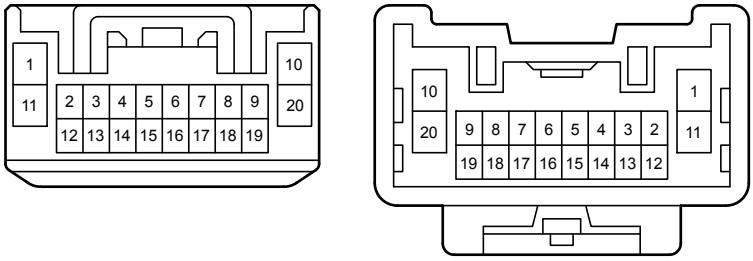

NY1
White

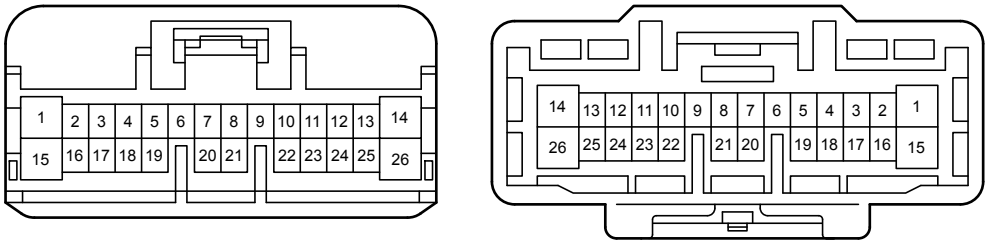

NY2
White

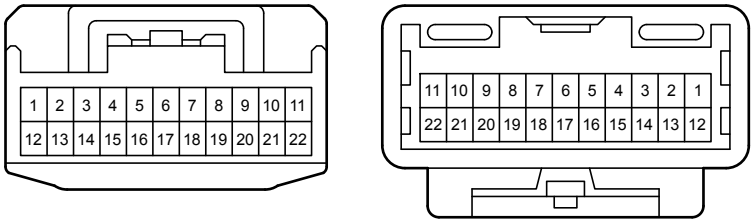

QT1
White

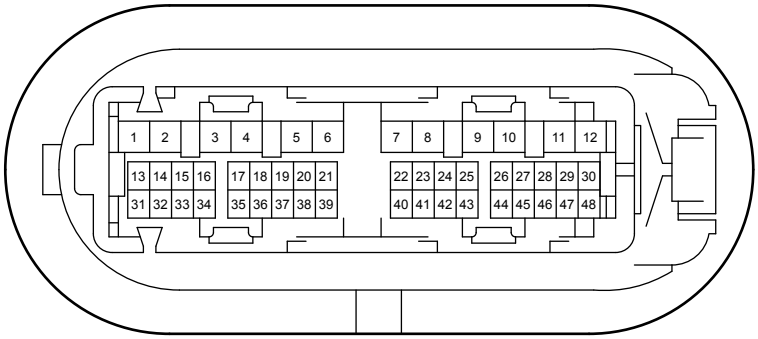

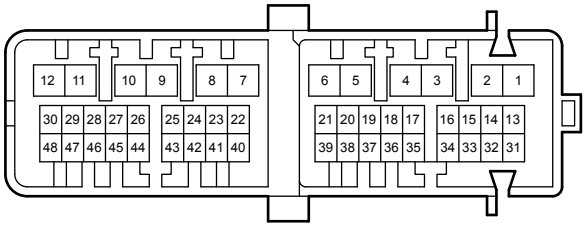

QU1
White

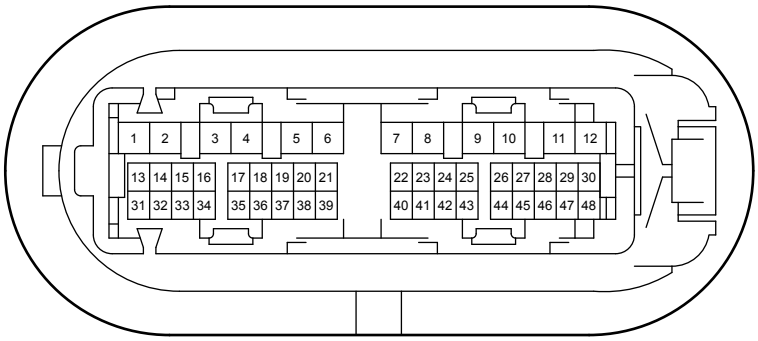

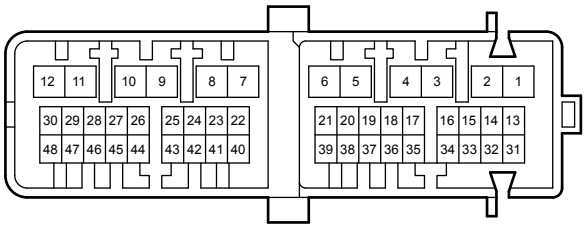

RS1
White

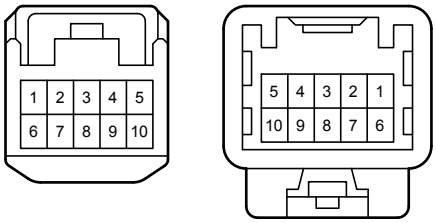

RS2
White

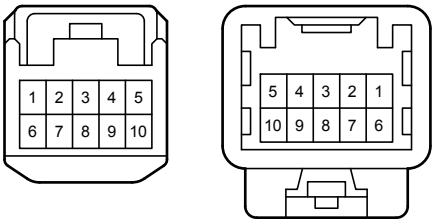

RT1
White

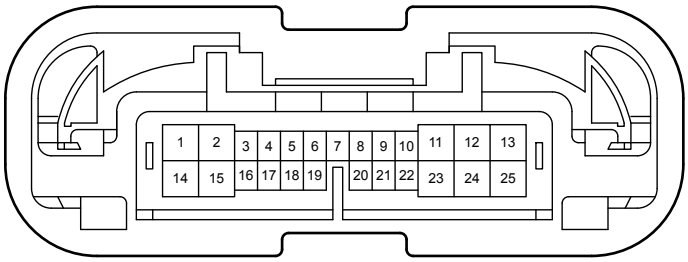

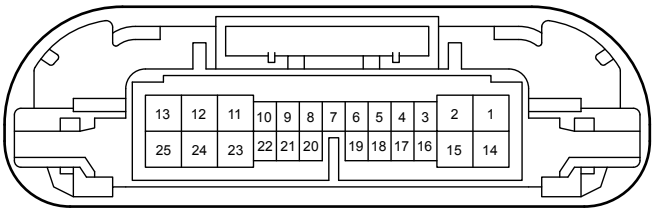

RU1
White

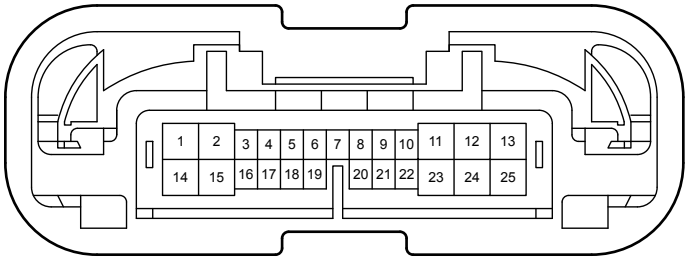

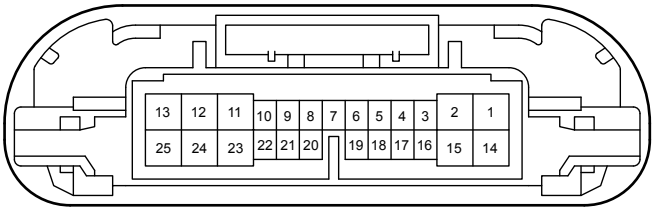

TU1
White

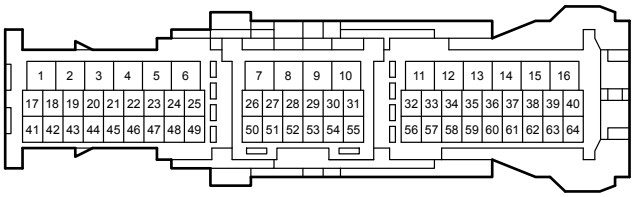

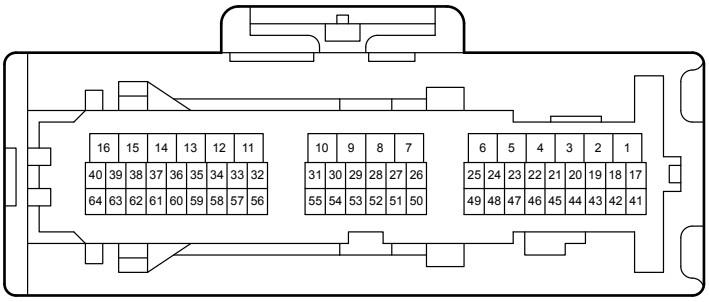

Tc2
White

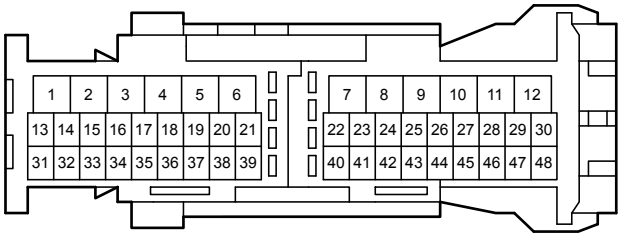

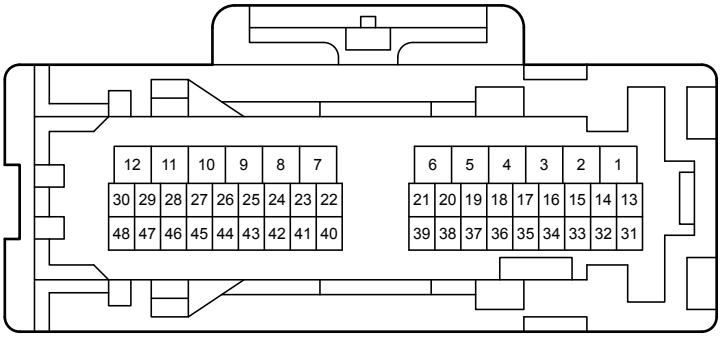

Te1
White

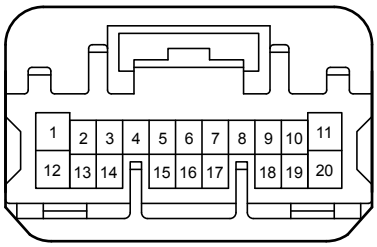

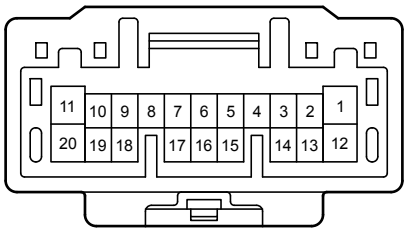

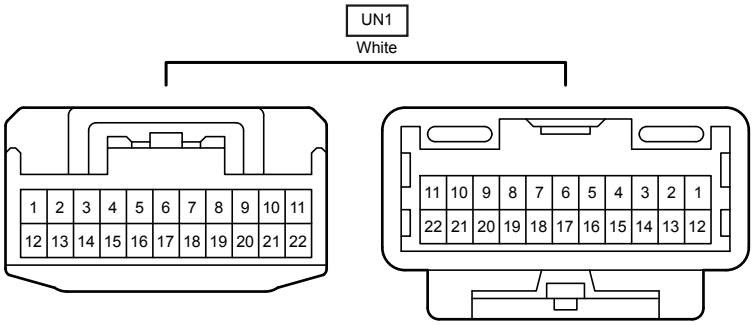
UN1
White
1 2 3 4 5 6 7 8 9 10 11
12 13 14 15 16 17 18 19 20 21 22
11 10 9 8 7 6 5 4 3 2 1
22 21 20 19 18 17 16 15 14 13 12

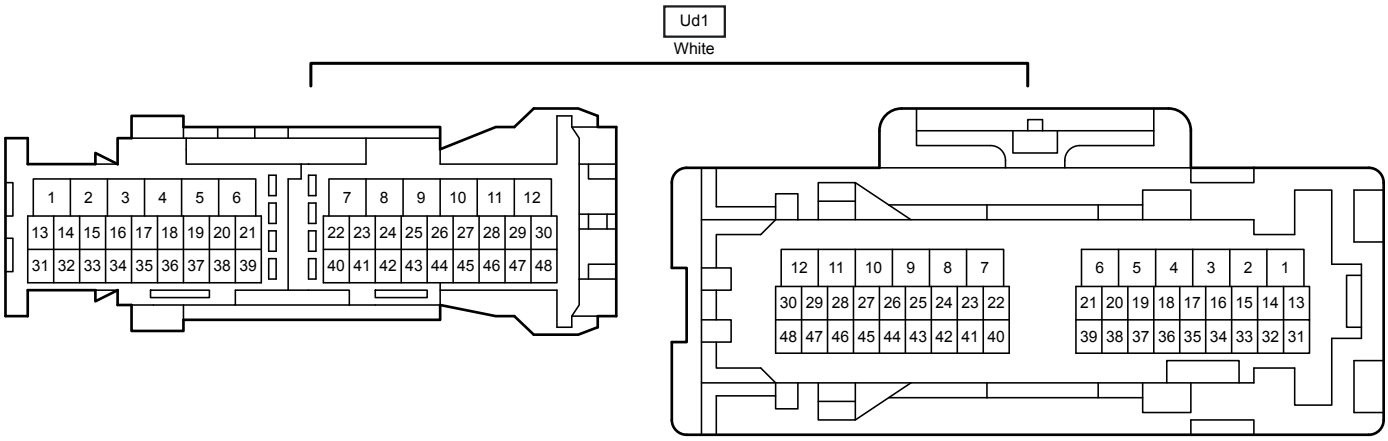
Ud1
White
1 2 3 4 5 6
13 14 15 16 17 18 19 20 21
31 32 33 34 35 36 37 38 39
7 8 9 10 11 12
22 23 24 25 26 27 28 29 30
40 41 42 43 44 45 46 47 48
12 11 10 9 8 7
30 29 28 27 26 25 24 23 22
48 47 46 45 44 43 42 41 40
6 5 4 3 2 1
21 20 19 18 17 16 15 14 13
39 38 37 36 35 34 33 32 31

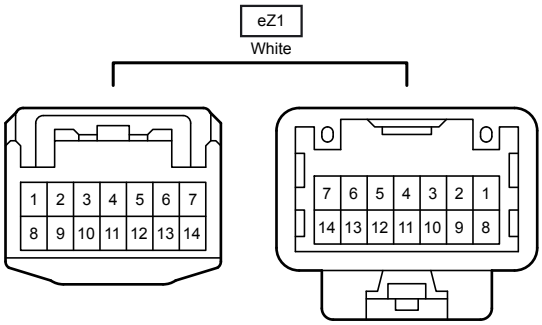
eZ1
White
1 2 3 4 5 6 7
8 9 10 11 12 13 14
7 6 5 4 3 2 1
14 13 12 11 10 9 8