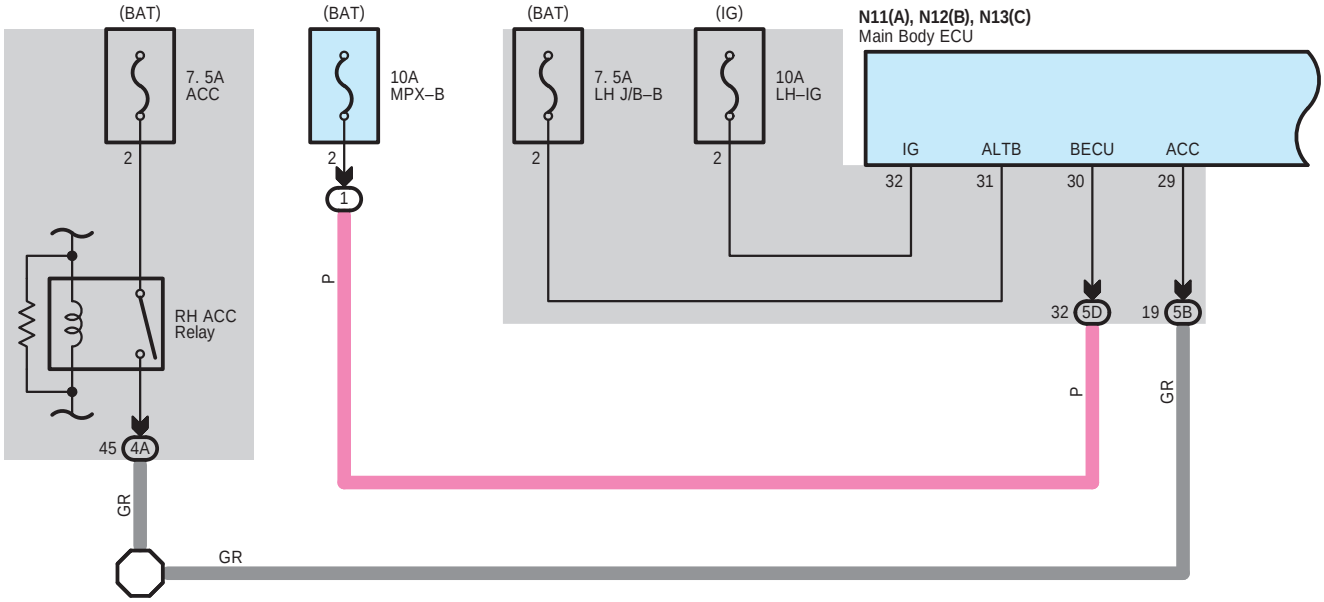
(BAT)
7. 5A
ACC
2
RH ACC
Relay
45
4A
GR
(BAT)
10A
MPX–B
2
1
P
(BAT)
7. 5A
LH J/B–B
2
(IG)
10A
LH–IG
2
N11(A), N12(B), N13(C)
Main Body ECU
IG
ALTB
BECU
ACC
32
31
30
29
32
5D
19
5B
P
GR
GR

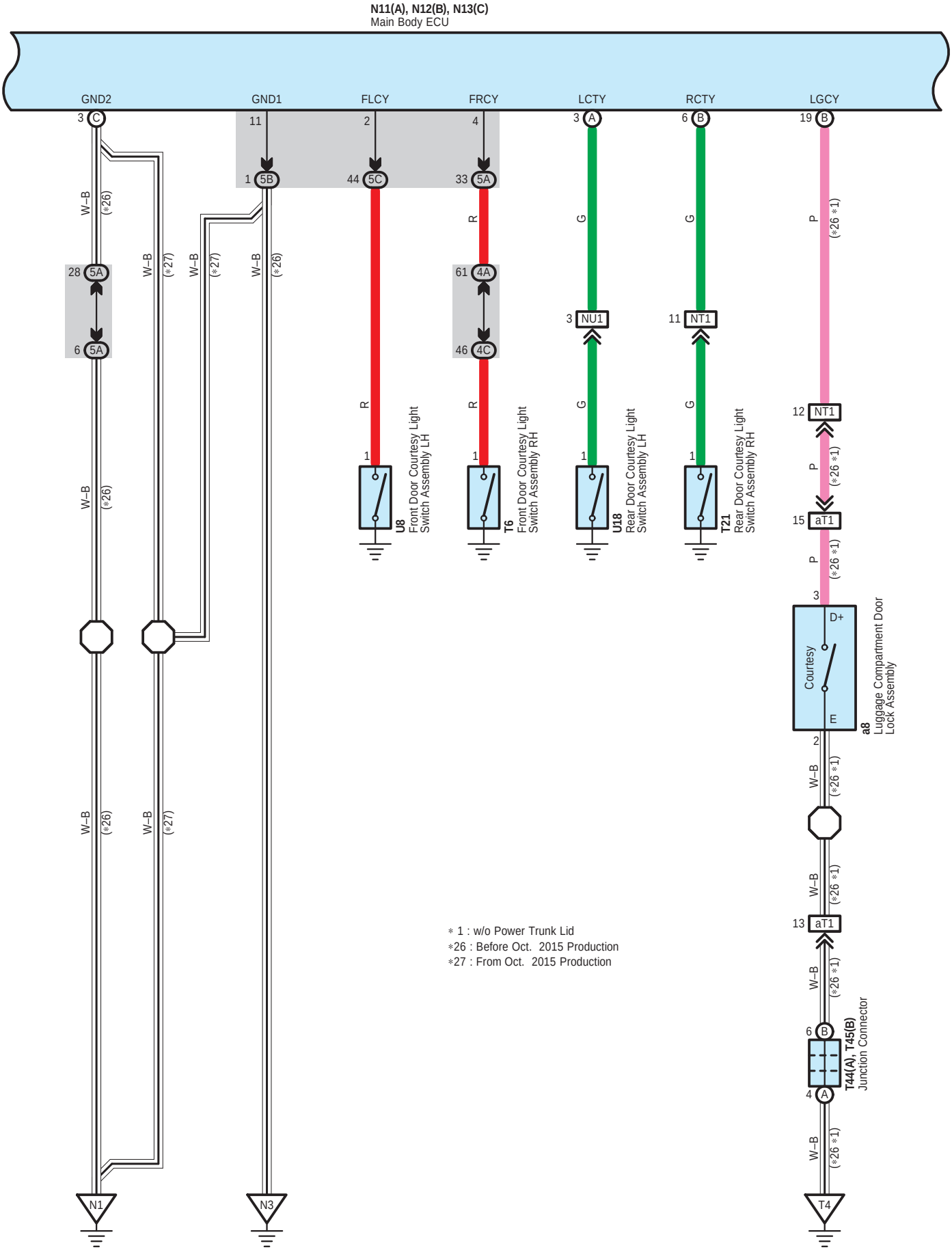
N11(A), N12(B), N13(C)
Main Body ECU
GND2
GND1
FLCY
FRCY
LCTY
RCTY
LGCY
U8
Front Door Courtesy Light Switch Assembly LH
T6
Front Door Courtesy Light Switch Assembly RH
U18
Rear Door Courtesy Light Switch Assembly LH
T21
Rear Door Courtesy Light Switch Assembly RH
a8
Luggage Compartment Door Lock Assembly
Courtesy
D+
E
T44(A), T45(B)
Junction Connector
N1
N3
T4
∗1 : w/o Power Trunk Lid
∗26 : Before Oct. 2015 Production
∗27 : From Oct. 2015 Production

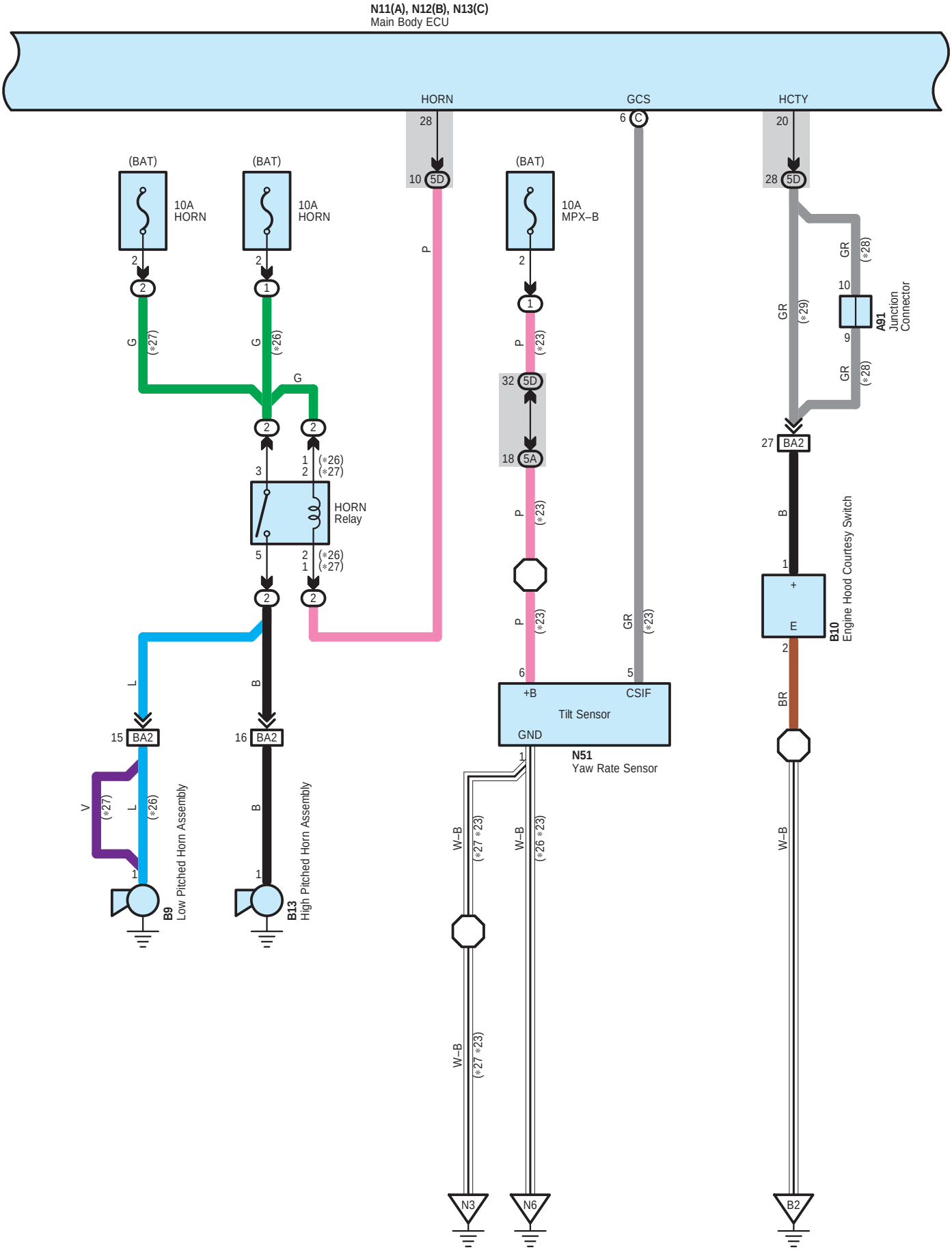
N11(A), N12(B), N13(C)
Main Body ECU
HORN
GCS
HCTY
(BAT)
10A
HORN
10A
MPX–B
HORN
Relay
A91
Junction
Connector
B10
Engine Hood Courtesy Switch
Tilt Sensor
+B
CSIF
GND
N51
Yaw Rate Sensor
B9
Low Pitched Horn Assembly
B13
High Pitched Horn Assembly
N3
N6
B2

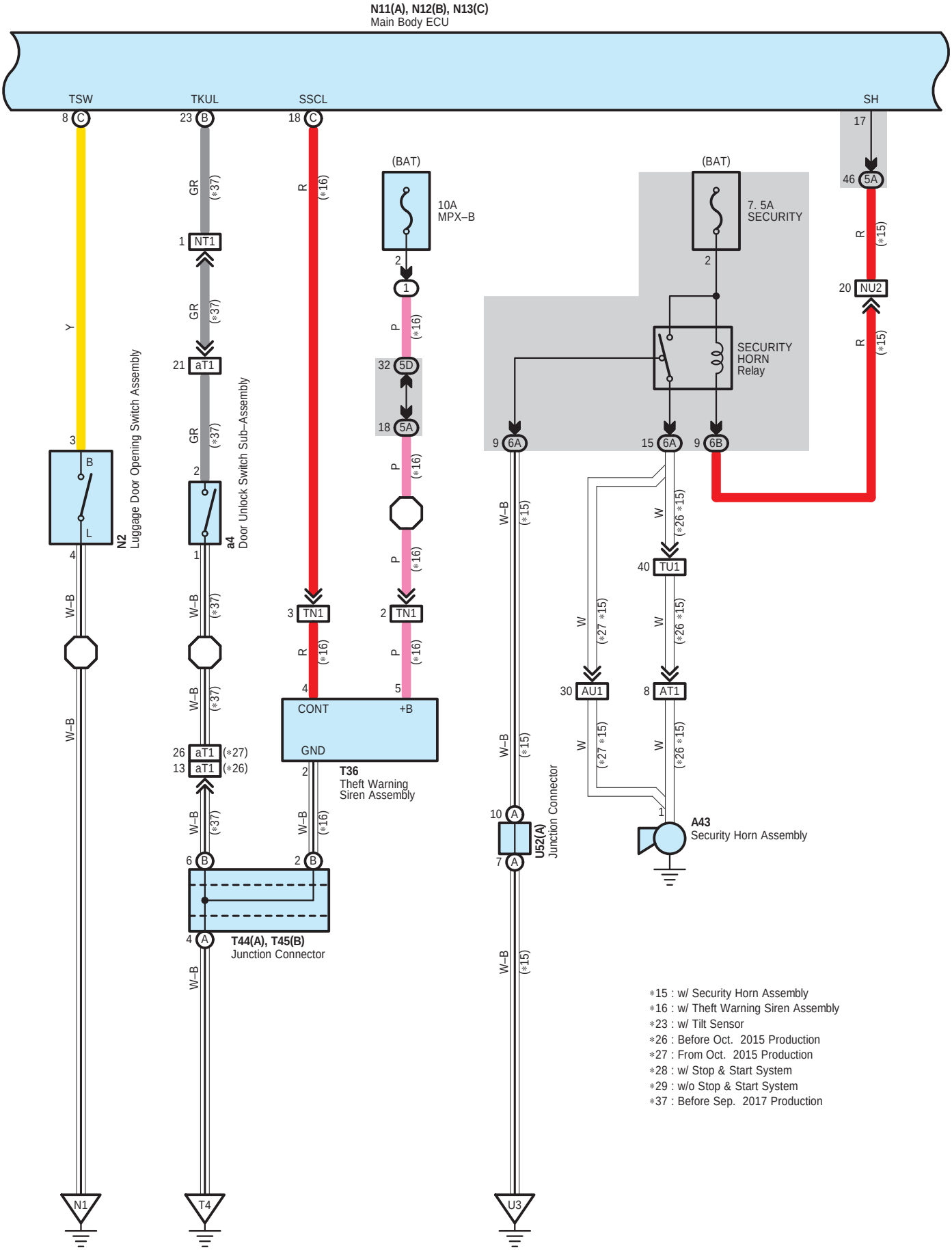
N11(A), N12(B), N13(C)
Main Body ECU
TSW
TKUL
SSCL
SH
(BAT)
10A
MPX–B
7. 5A
SECURITY
SECURITY
HORN
Relay
N2
Luggage Door Opening Switch Assembly
a4
Door Unlock Switch Sub–Assembly
T36
Theft Warning
Siren Assembly
CONT
+B
GND
T44(A), T45(B)
Junction Connector
U52(A)
Junction Connector
A43
Security Horn Assembly
N1
T4
U3
∗15 : w/ Security Horn Assembly
∗16 : w/ Theft Warning Siren Assembly
∗23 : w/ Tilt Sensor
∗26 : Before Oct. 2015 Production
∗27 : From Oct. 2015 Production
∗28 : w/ Stop & Start System
∗29 : w/o Stop & Start System
∗37 : Before Sep. 2017 Production

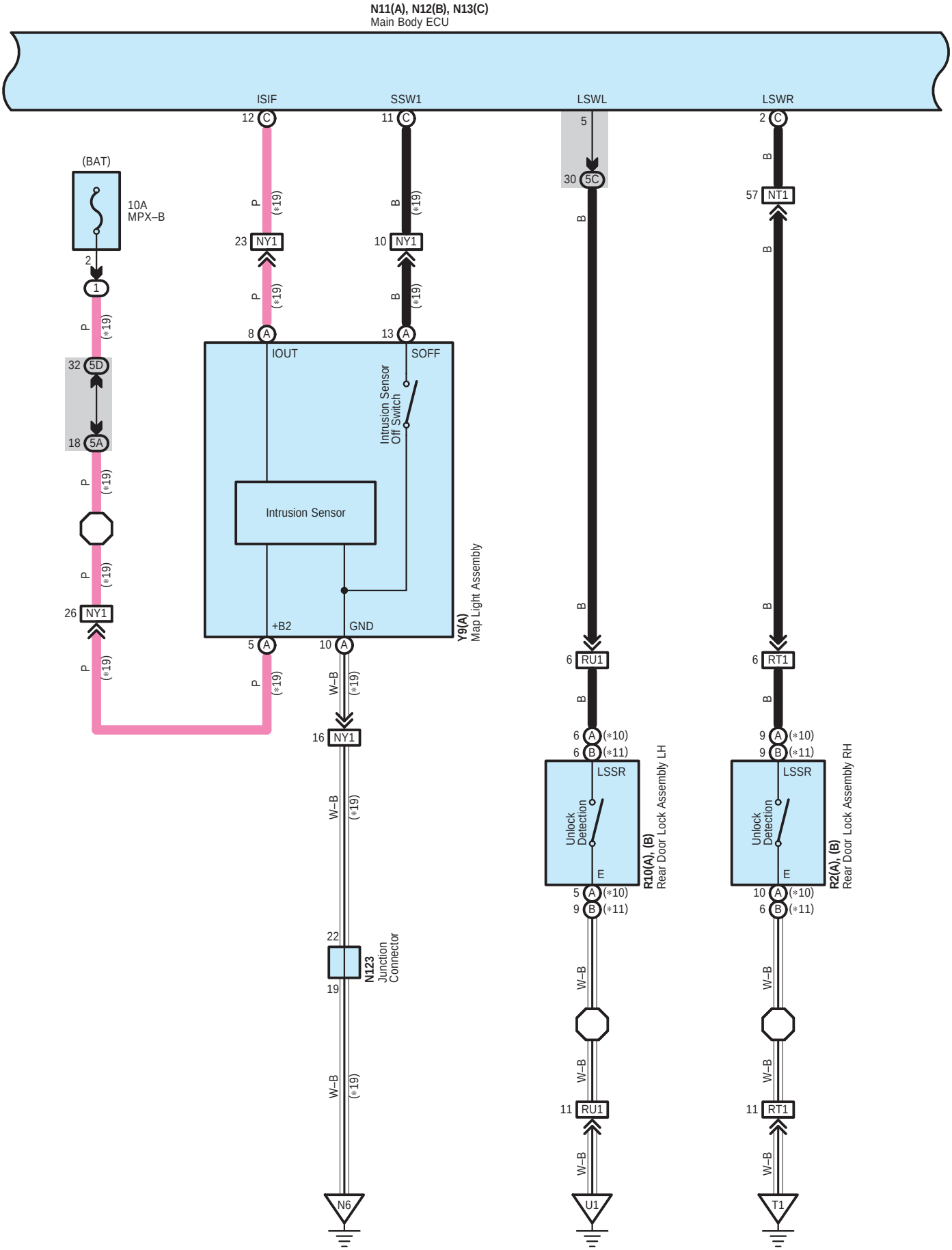
N11(A), N12(B), N13(C)
Main Body ECU
ISIF
SSW1
LSWL
LSWR
(BAT)
10A
MPX–B
IOUT
SOFF
Intrusion Sensor
Off Switch
Intrusion Sensor
+B2
GND
Y9(A)
Map Light Assembly
LSSR
Unlock
Detection
E
R10(A), (B)
Rear Door Lock Assembly LH
R2(A), (B)
Rear Door Lock Assembly RH
N123
Junction
Connector
N6
U1
T1

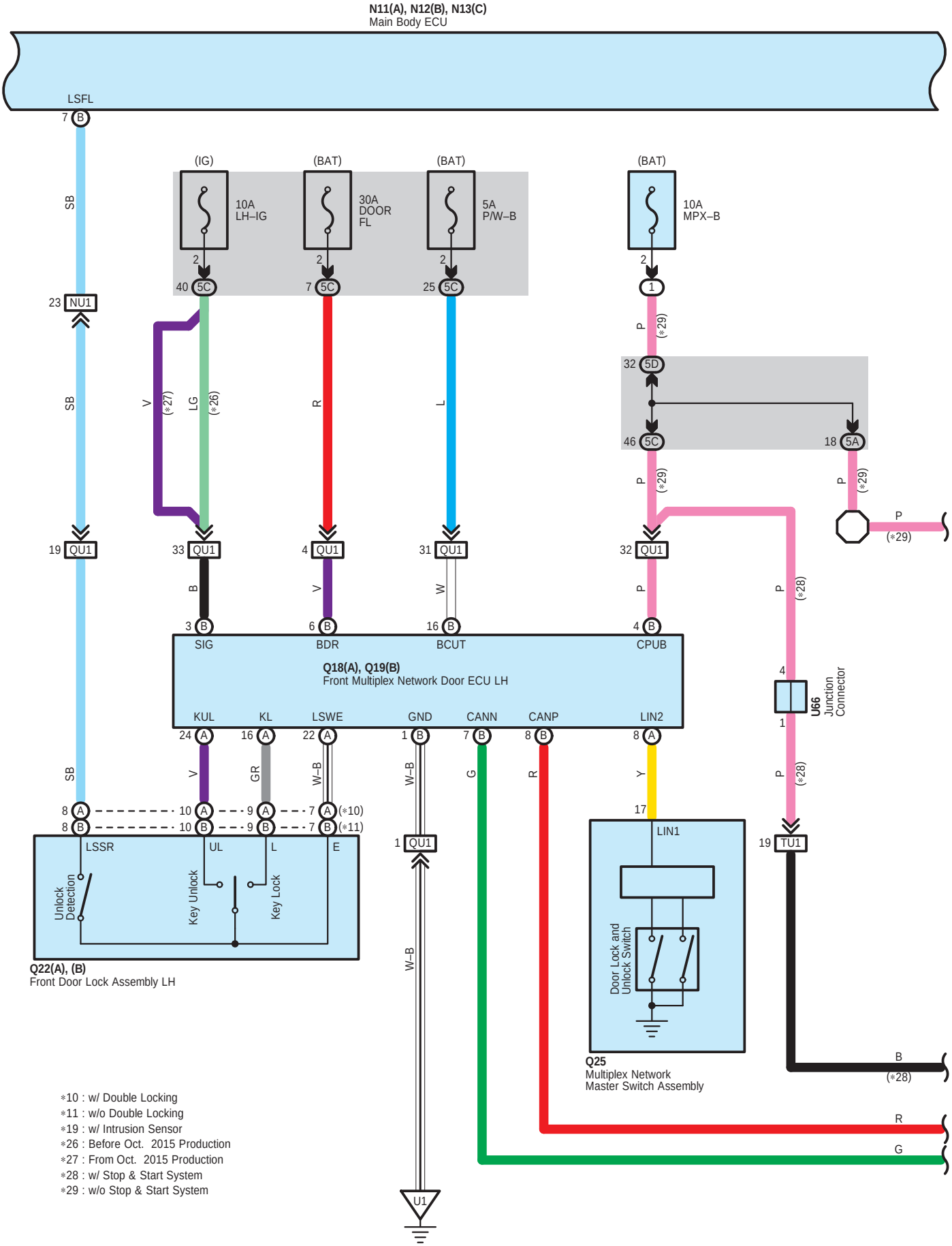

*10 : w/ Double Locking
*11 : w/o Double Locking
*19 : w/ Intrusion Sensor
*26 : Before Oct. 2015 Production
*27 : From Oct. 2015 Production
*28 : w/ Stop & Start System
*29 : w/o Stop & Start System

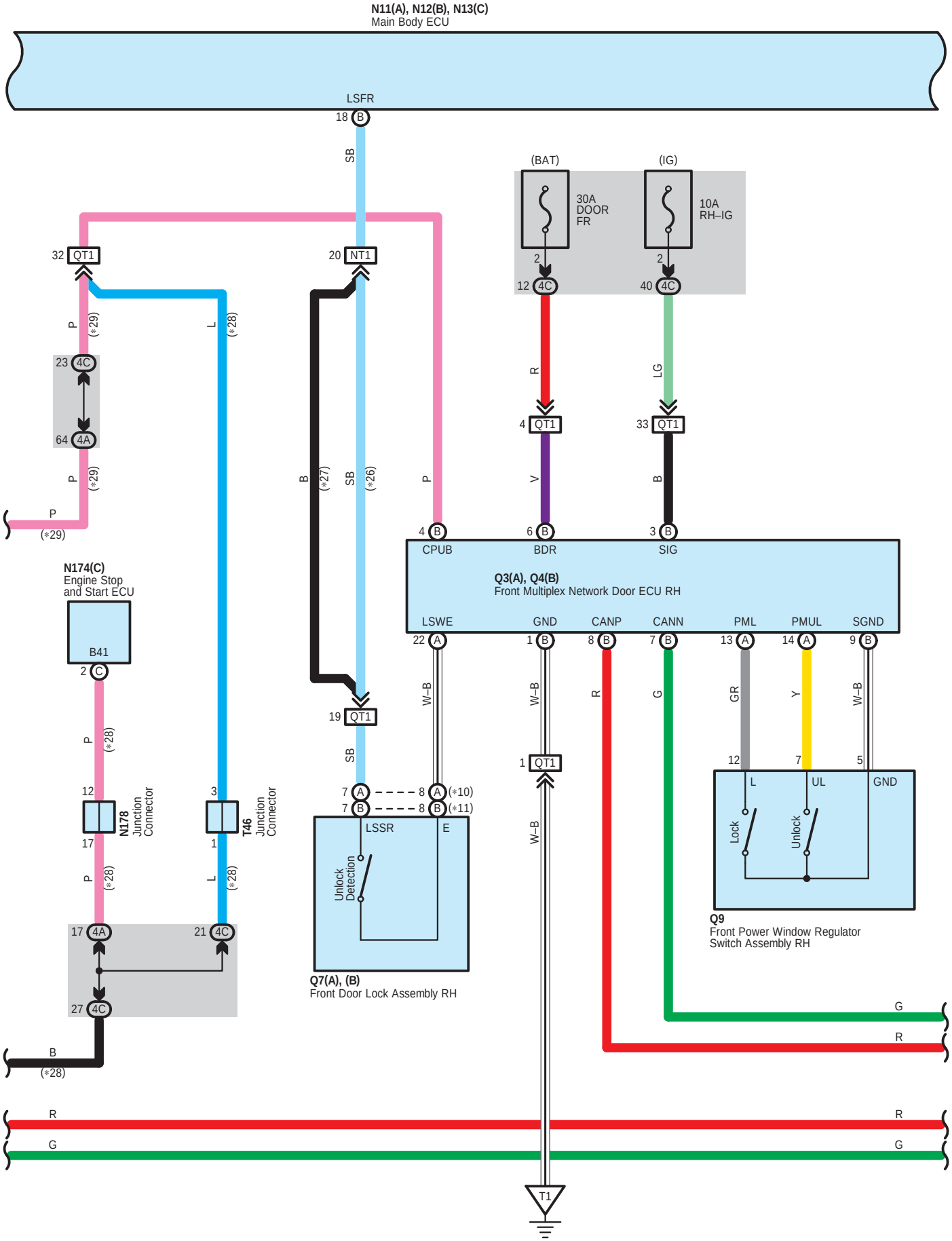
N11(A), N12(B), N13(C)
Main Body ECU
LSFR
18 B
SB
(BAT)
(IG)
30A
DOOR
FR
10A
RH–IG
2
12 4C
40 4C
32 QT1
20 NT1
P
(*29)
L
(*28)
23 4C
64 4A
R
LG
4 QT1
33 QT1
V
B
(*27)
(*26)
4 B
6 B
3 B
CPUB
BDR
SIG
Q3(A), Q4(B)
Front Multiplex Network Door ECU RH
LSWE
GND
CANP
CANN
PML
PMUL
SGND
22 A
1 B
8 B
7 B
13 A
14 A
9 B
W–B
G
GR
Y
N174(C)
Engine Stop
and Start ECU
B41
2 C
19 QT1
1 QT1
12
7
5
L
UL
GND
Lock
Unlock
N178
Junction
Connector
T46
Junction
Connector
17
3
1
7 A
8 A (*10)
7 B
8 B (*11)
LSSR
E
Unlock
Detection
Q9
Front Power Window Regulator
Switch Assembly RH
17 4A
21 4C
27 4C
Q7(A), (B)
Front Door Lock Assembly RH
T1

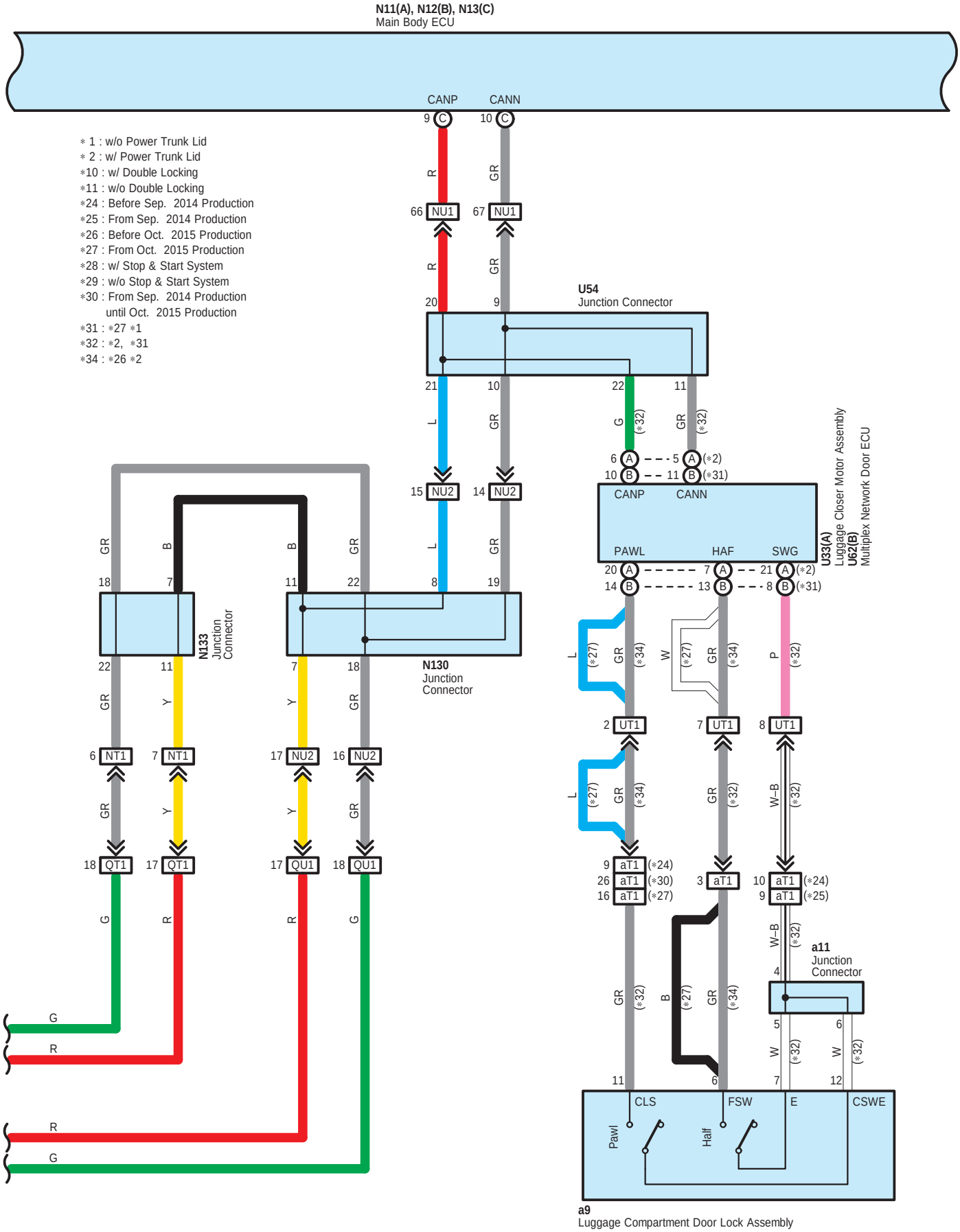
N11(A), N12(B), N13(C)
Main Body ECU
CANP
CANN
∗ 1 : w/o Power Trunk Lid
∗ 2 : w/ Power Trunk Lid
∗10 : w/ Double Locking
∗11 : w/o Double Locking
∗24 : Before Sep. 2014 Production
∗25 : From Sep. 2014 Production
∗26 : Before Oct. 2015 Production
∗27 : From Oct. 2015 Production
∗28 : w/ Stop & Start System
∗29 : w/o Stop & Start System
∗30 : From Sep. 2014 Production
until Oct. 2015 Production
∗31 : ∗27 ∗1
∗32 : ∗2, ∗31
∗34 : ∗26 ∗2
U54
Junction Connector
U33(A)
Luggage Closer Motor Assembly
U62(B)
Multiplex Network Door ECU
PAWL
HAF
SWG
N133
Junction Connector
N130
Junction Connector
a11
Junction Connector
CLS
FSW
E
CSWE
Pawl
Half
a9
Luggage Compartment Door Lock Assembly

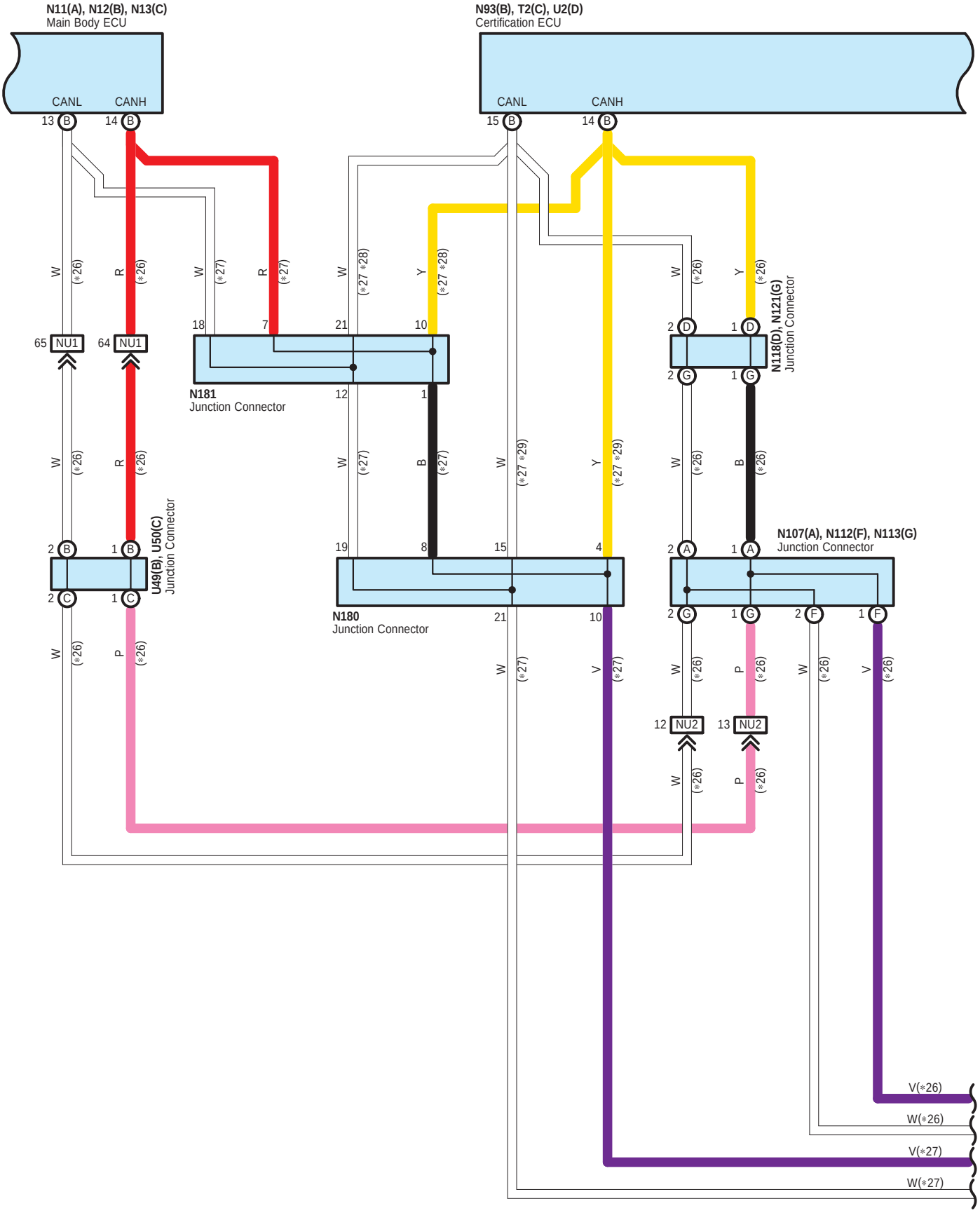
N11(A), N12(B), N13(C)
Main Body ECU
CANL
CANH
13 B
14 B
N93(B), T2(C), U2(D)
Certification ECU
CANL
CANH
15 B
14 B
65 NU1
64 NU1
18
7
21
10
N181
Junction Connector
12
1
2 D
1 D
2 G
1 G
N118(D), N121(G)
Junction Connector
2 B
1 B
2 C
1 C
U49(B), U50(C)
Junction Connector
19
8
15
4
N180
Junction Connector
21
10
2 A
1 A
N107(A), N112(F), N113(G)
Junction Connector
2 G
1 G
2 F
1 F
12 NU2
13 NU2
W
R
Y
B
P
V
(*26)
(*27)
(*27 *28)
(*27 *29)
V(*26)
W(*26)
V(*27)
W(*27)

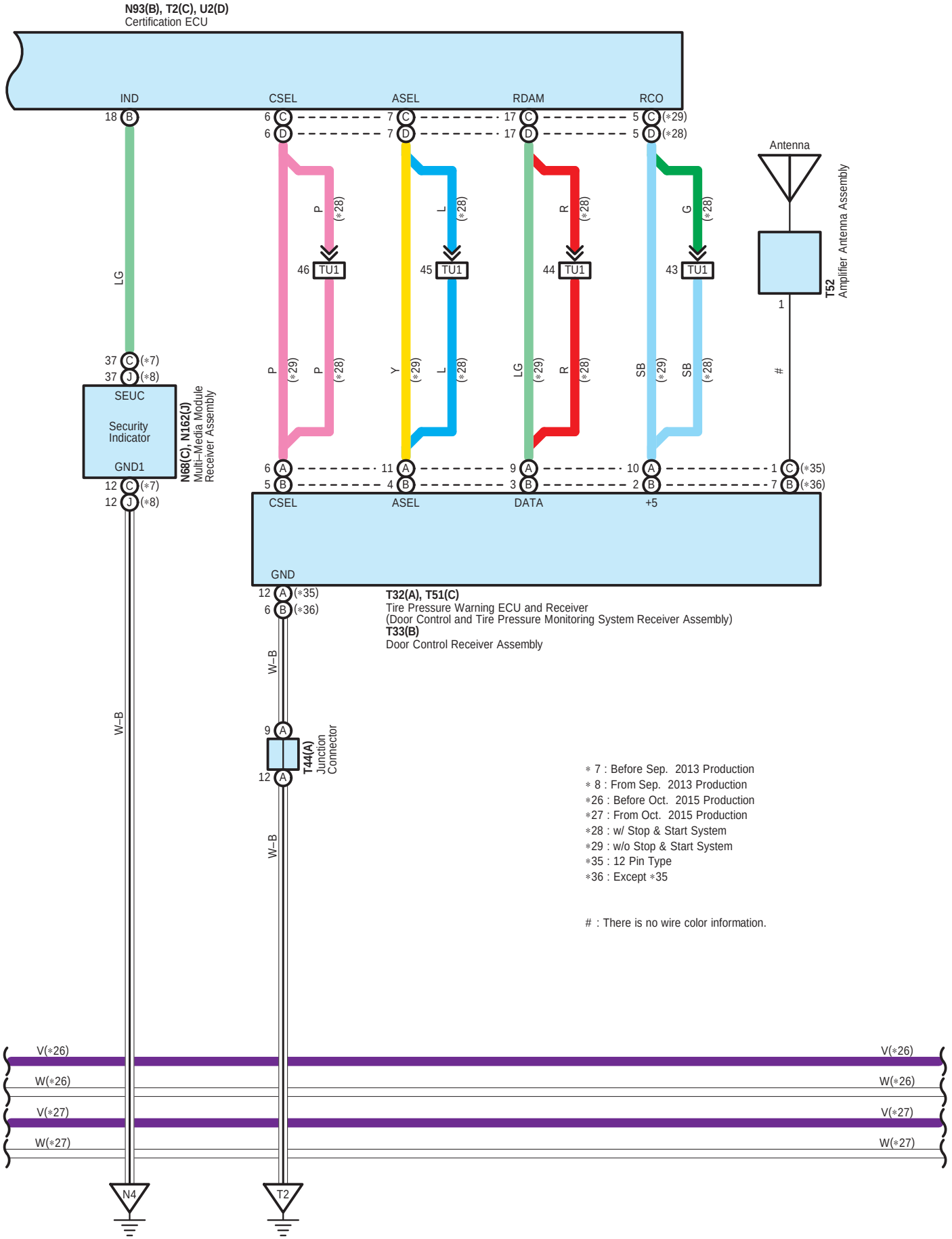
N93(B), T2(C), U2(D)
Certification ECU
IND
CSEL
ASEL
RDAM
RCO
18 B
6 C
6 D
7 C
7 D
17 C
17 D
5 C (∗29)
5 D (∗28)
Antenna
T52
Amplifier Antenna Assembly
1
LG
P (∗28)
L (∗28)
R (∗28)
G (∗28)
46 TU1
45 TU1
44 TU1
43 TU1
37 C (∗7)
37 J (∗8)
SEUC
Security Indicator
GND1
N68(C), N162(J)
Multi–Media Module Receiver Assembly
12 C (∗7)
12 J (∗8)
P (∗29)
P (∗28)
Y (∗29)
L (∗28)
LG (∗29)
R (∗28)
SB (∗29)
SB (∗28)
#
6 A
5 B
11 A
4 B
9 A
3 B
10 A
2 B
1 C (∗35)
7 B (∗36)
CSEL
ASEL
DATA
+5
GND
12 A (∗35)
6 B (∗36)
T32(A), T51(C)
Tire Pressure Warning ECU and Receiver
(Door Control and Tire Pressure Monitoring System Receiver Assembly)
T33(B)
Door Control Receiver Assembly
W–B
9 A
12 A
T44(A)
Junction Connector
W–B
W–B
∗ 7 : Before Sep. 2013 Production
∗ 8 : From Sep. 2013 Production
∗26 : Before Oct. 2015 Production
∗27 : From Oct. 2015 Production
∗28 : w/ Stop & Start System
∗29 : w/o Stop & Start System
∗35 : 12 Pin Type
∗36 : Except ∗35
# : There is no wire color information.
V(∗26)
W(∗26)
V(∗27)
W(∗27)
V(∗26)
W(∗26)
V(∗27)
W(∗27)
N4
T2

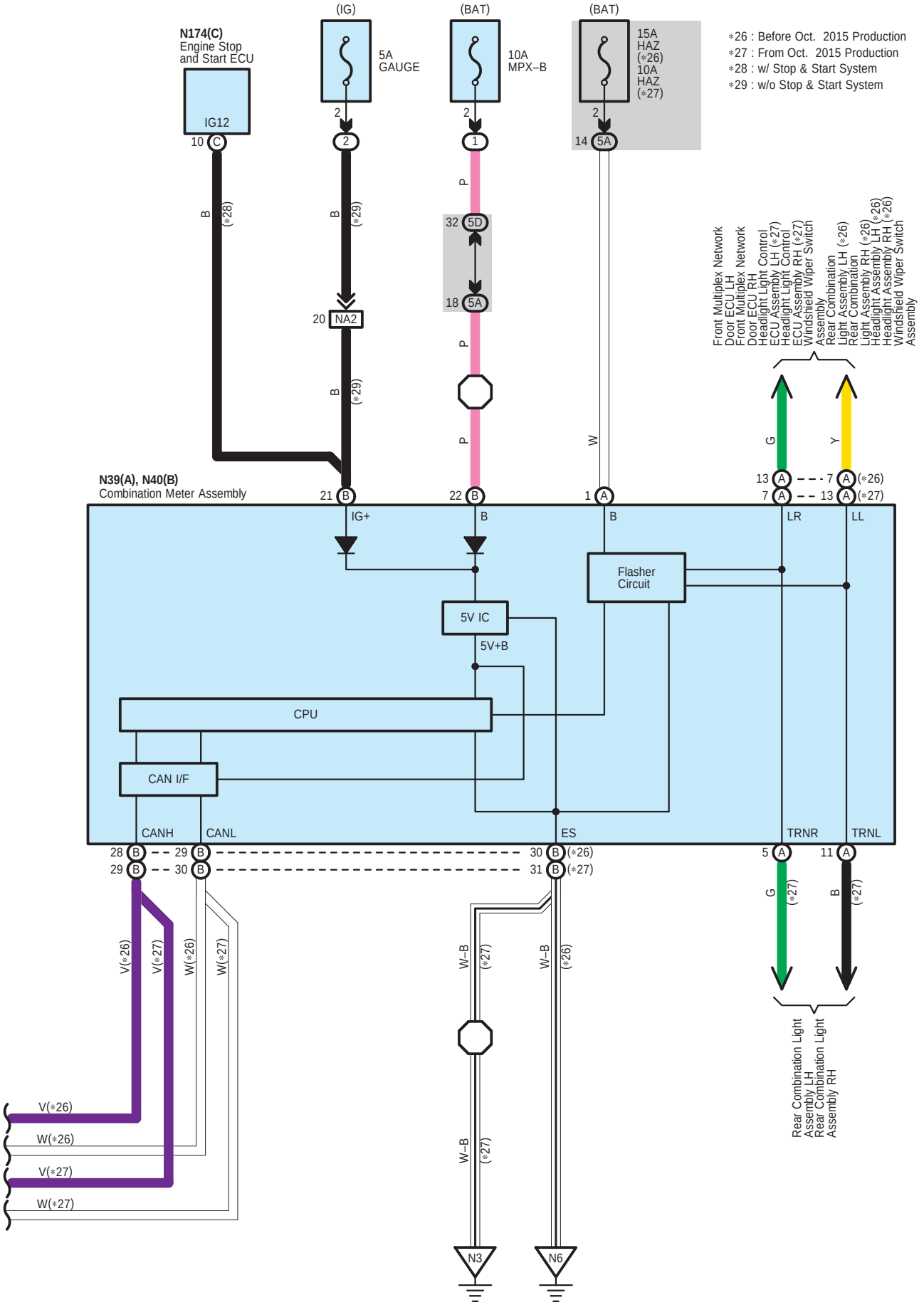
N174(C)
Engine Stop and Start ECU
IG12
10 C
(IG)
5A GAUGE
2
2
B
(*28)
B
(*29)
20 NA2
B
(*29)
(BAT)
10A MPX–B
2
1
P
32 5D
18 5A
P
P
(BAT)
15A HAZ (*26)
10A HAZ (*27)
2
14 5A
W
*26 : Before Oct. 2015 Production
*27 : From Oct. 2015 Production
*28 : w/ Stop & Start System
*29 : w/o Stop & Start System
Front Multiplex Network
Door ECU LH
Front Multiplex Network
Door ECU RH
Headlight Light Control
ECU Assembly LH (*27)
Headlight Light Control
ECU Assembly RH (*27)
Windshield Wiper Switch Assembly
Rear Combination Light Assembly LH (*26)
Rear Combination Light Assembly RH (*26)
Headlight Assembly LH (*26)
Headlight Assembly RH (*26)
Windshield Wiper Switch Assembly
G
Y
13 A
7 A
7 A (*26)
13 A (*27)
N39(A), N40(B)
Combination Meter Assembly
21 B
22 B
1 A
IG+
B
B
LR
LL
Flasher Circuit
5V IC
5V+B
CPU
CAN I/F
CANH
CANL
ES
TRNR
TRNL
28 B
29 B
29 B
30 B
30 B (*26)
31 B (*27)
5 A
11 A
G (*27)
B (*27)
V(*26)
V(*27)
W(*26)
W(*27)
W–B (*27)
W–B (*26)
W–B (*27)
Rear Combination Light Assembly LH
Rear Combination Light Assembly RH
V(*26)
W(*26)
V(*27)
W(*27)
N3
N6

A 43
Black

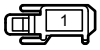

A 91
White

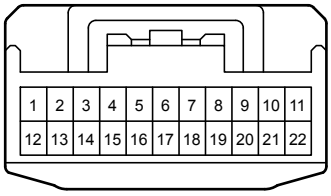

B 9
Black

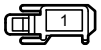

B 10
Black



B 13
Gray

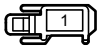

N 2
Black

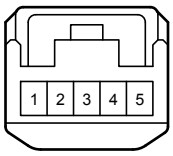

N 11
White

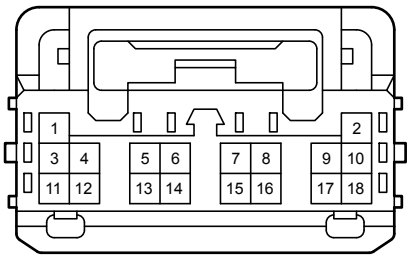

N 12
White

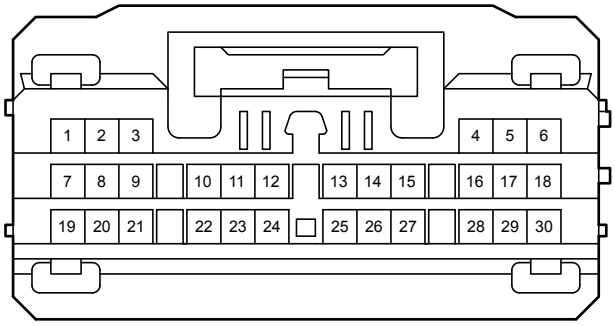

N 13
White

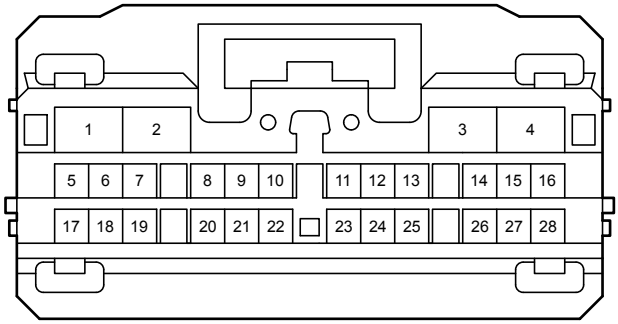

N 39
Black

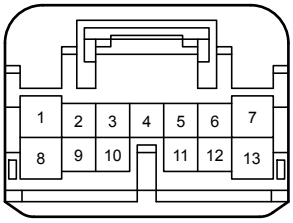

N 40
Black

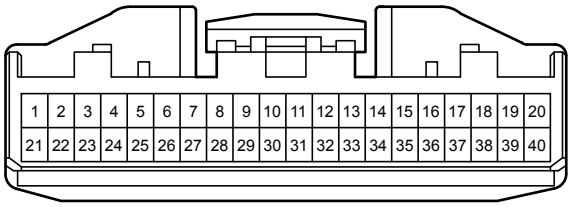

N 51
Black

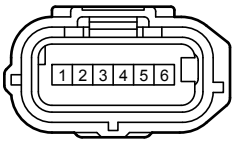

N 68
White

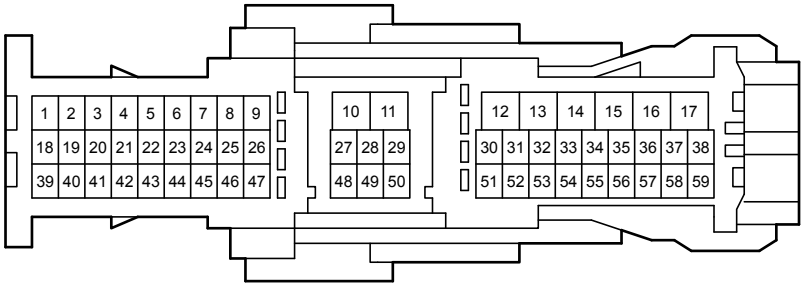

N 93
White

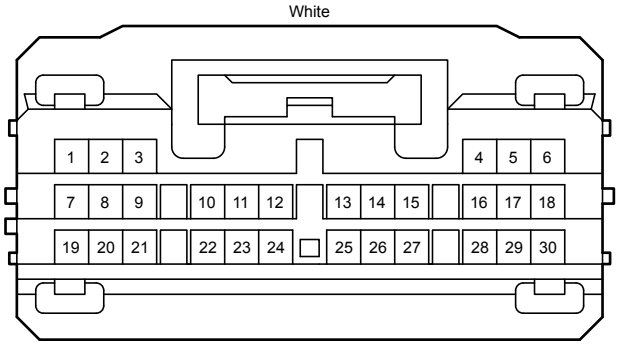

N107
White

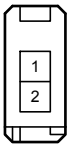

N112
White

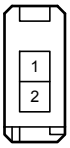

N113
White

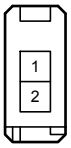

N118
White

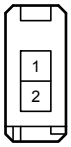

N121
White

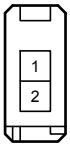

N123
Blue

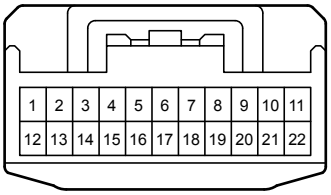

N130
Black

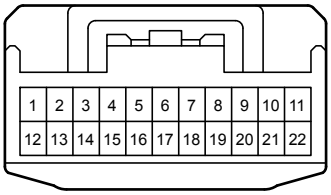

N133
Black

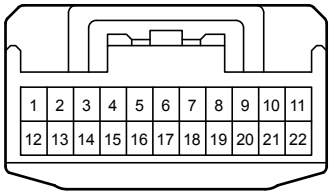

N162
White

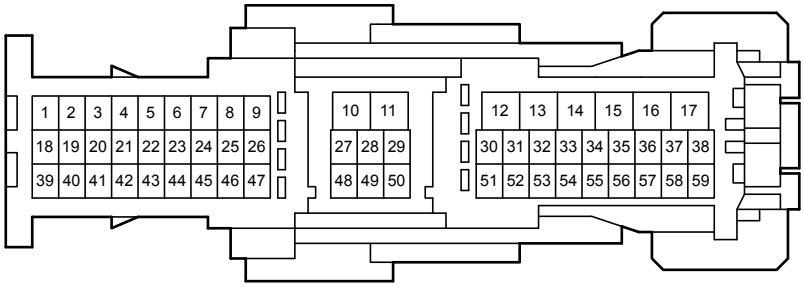

N174
Black

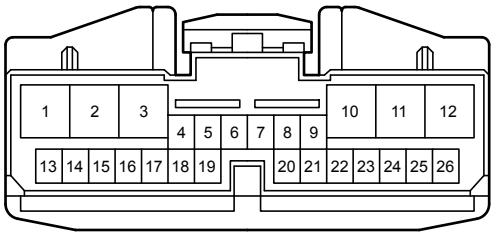

N178
Gray

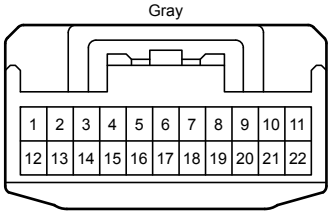

N180
Gray

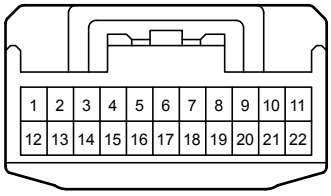

N181
Gray

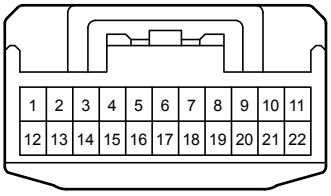

Q 3
White

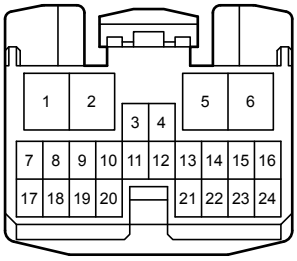

Q 4
White

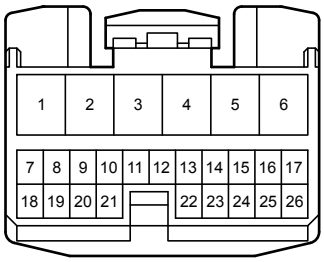

Q 7
White

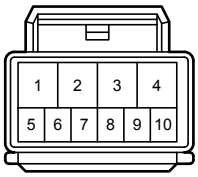

Q 9
White



Q 18
White

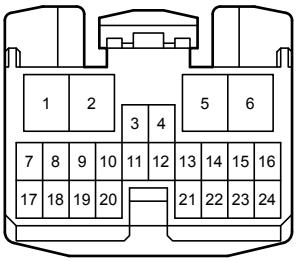

Q 19
White

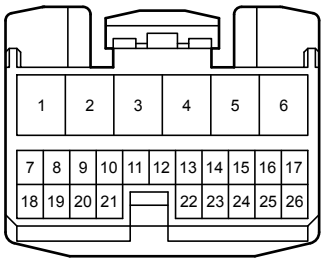

Q 22
White

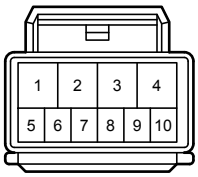

Q 25
White

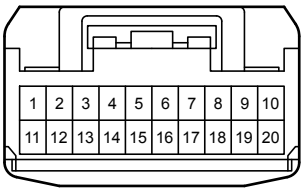

R 2
White

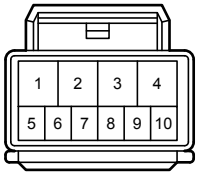

R 10
White

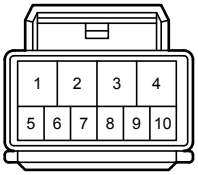

T 2
White

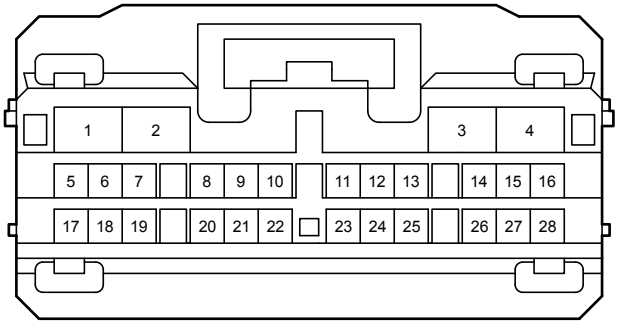

T 6
Black

T 21
Black

T 32
White



T 33
White

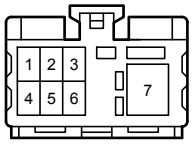

T 36
Black

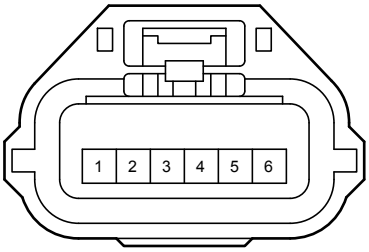

T 44
Blue



T 45
Blue



T 46
Black

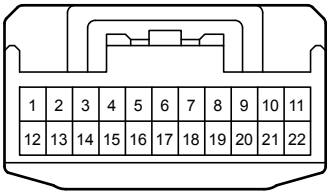

T 51
Gray

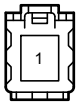

T 52
Gray

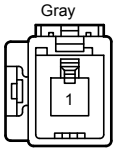

U 2
White

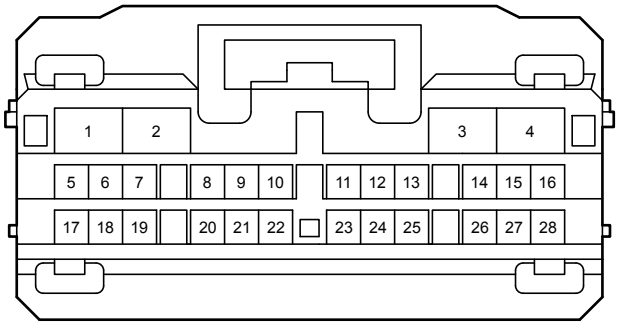

U 8
Black

U 18
Black

U 33
White

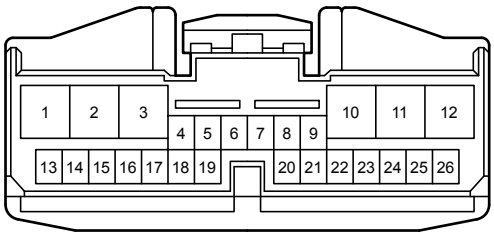

U 49
White

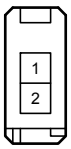

U 50
White

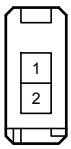

U 52
Blue

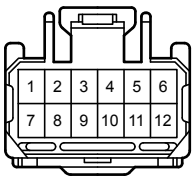

U 54
Blue

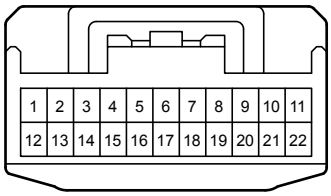

U 62
Black

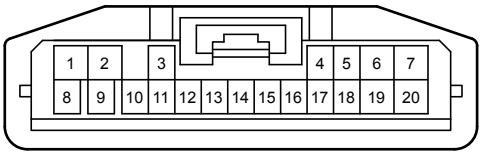

U 66
Gray

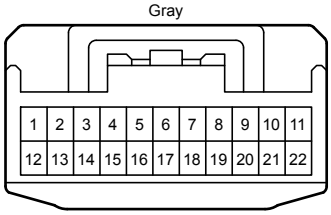

Y 9
White

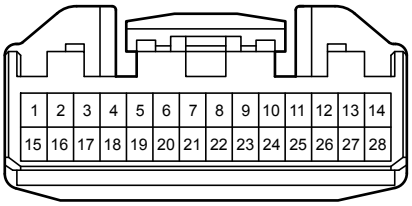

a 4
White

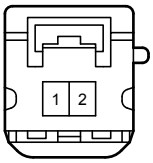

a 8
Black



a 9
White

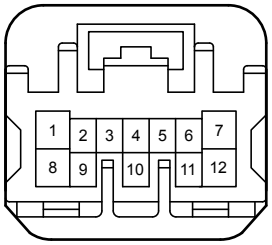

a 11
White

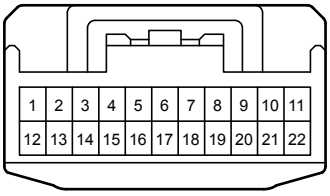

4A
White

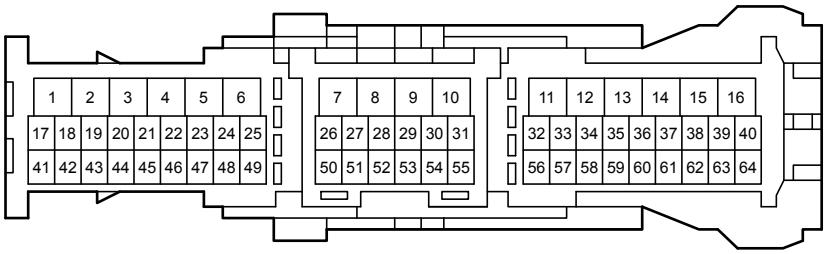

4C
White

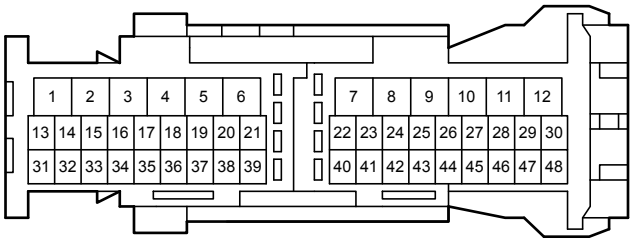

5A
White

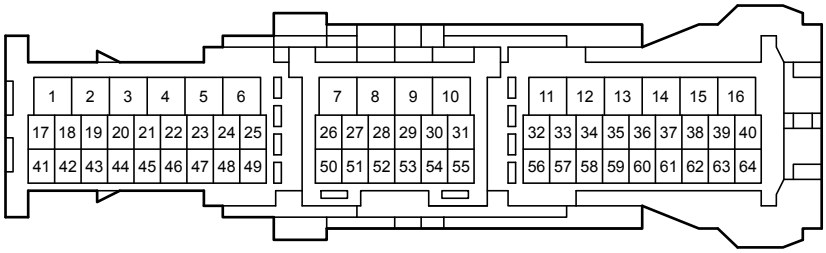

5B
White

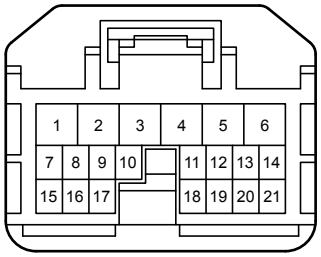

5C
White

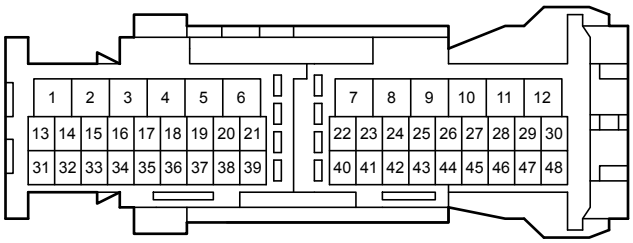

5D
White

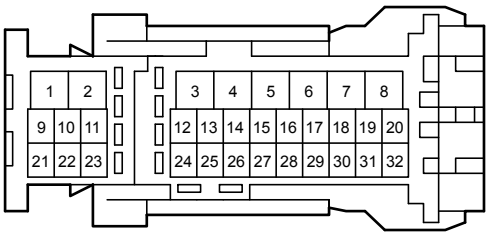

6A
White

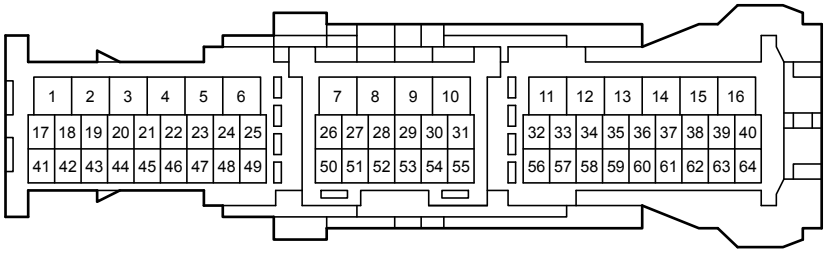

6B
White

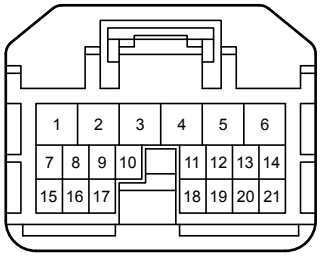

AT1
White

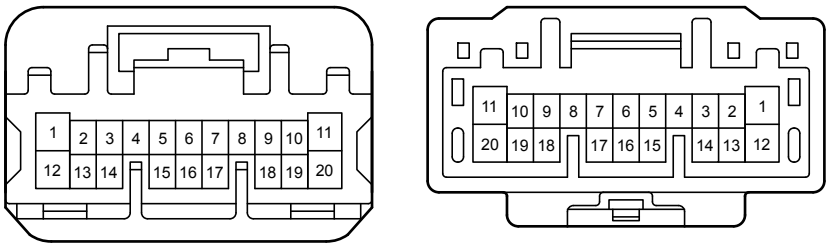

AU1
White

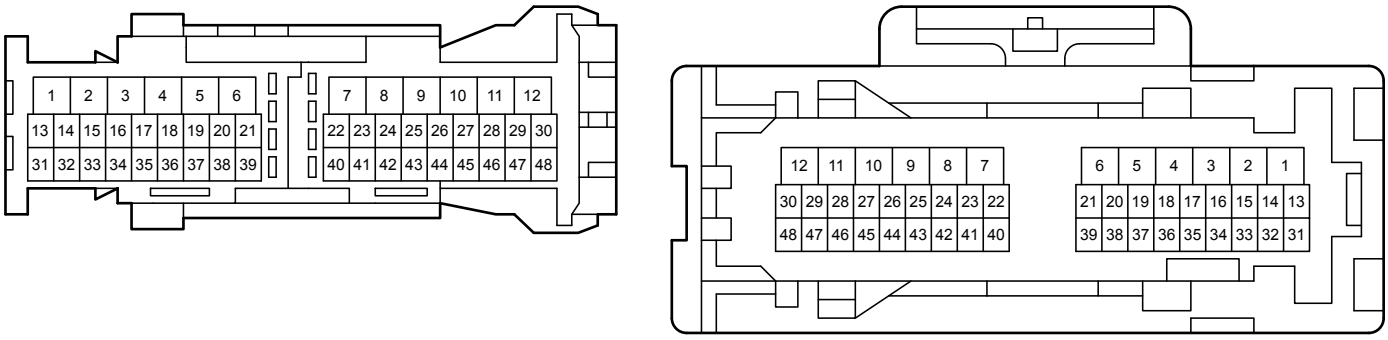

BA2
White

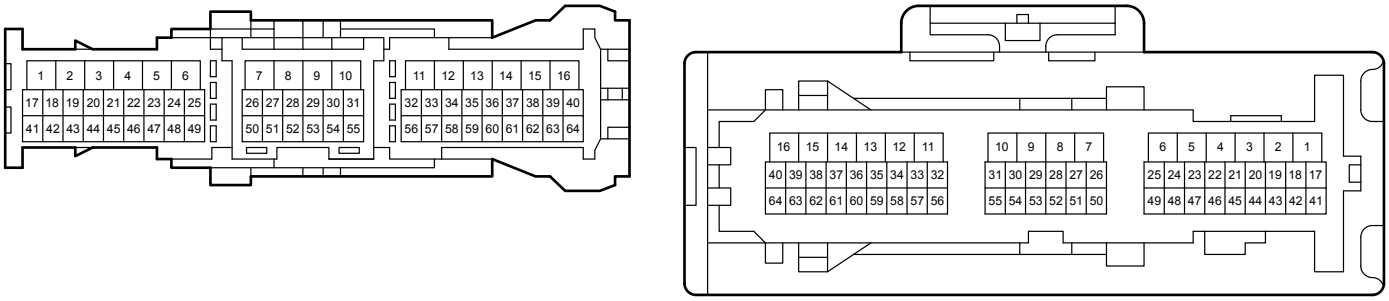

NA2
White

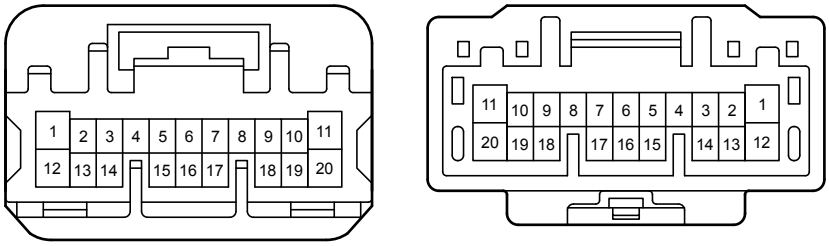

NT1
White

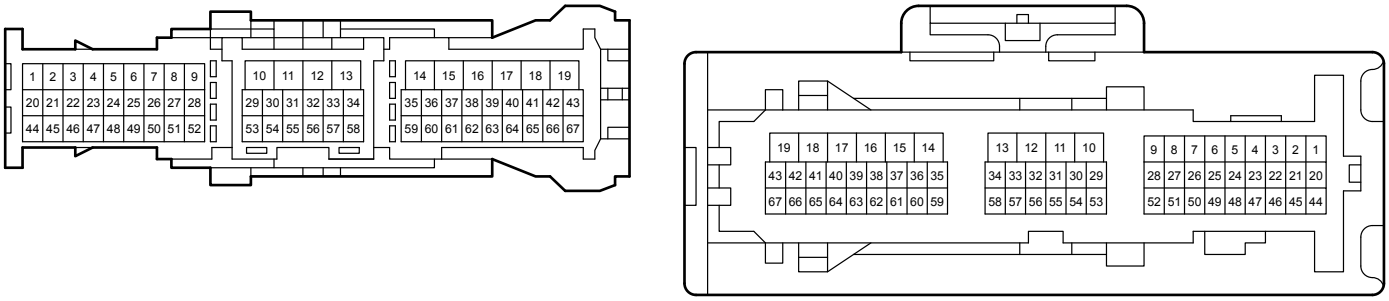

NU1
White

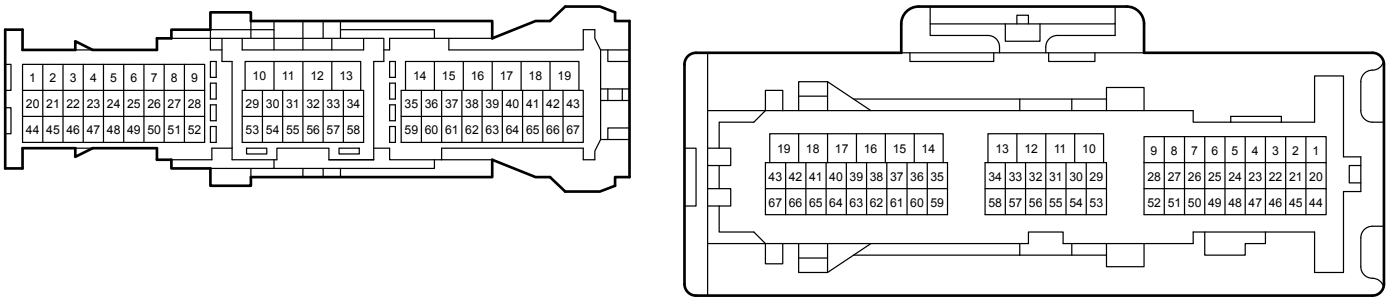

NU2
White

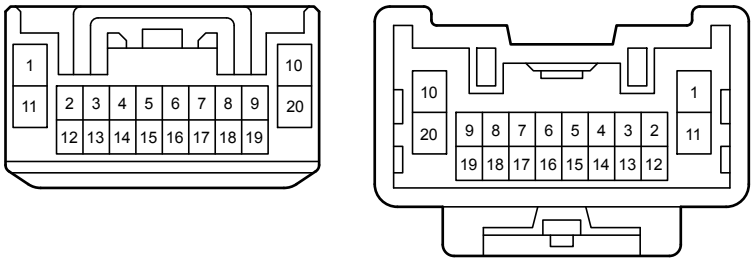

NY1
White

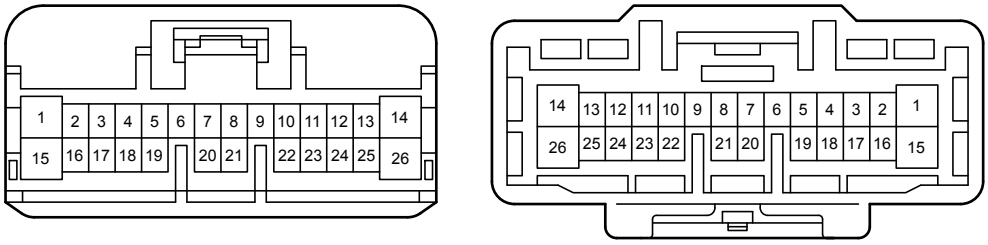

QT1
White

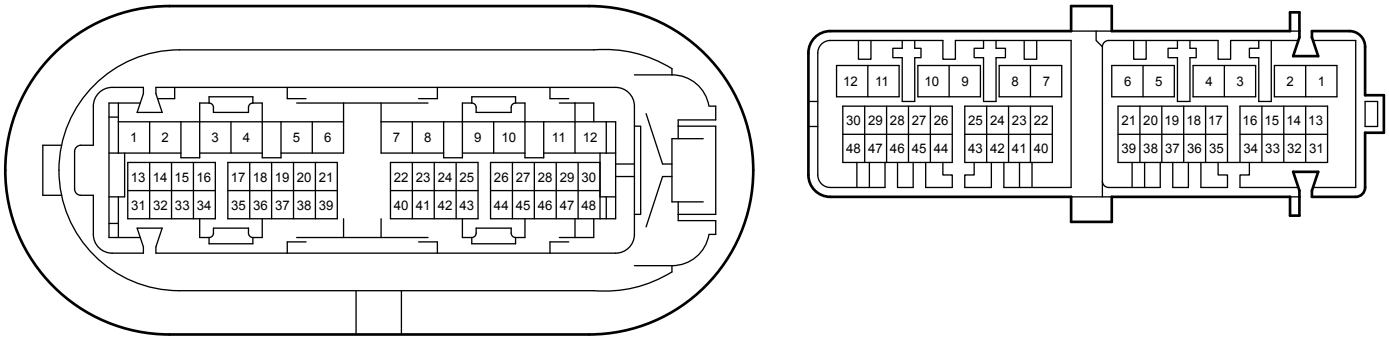

QU1
White

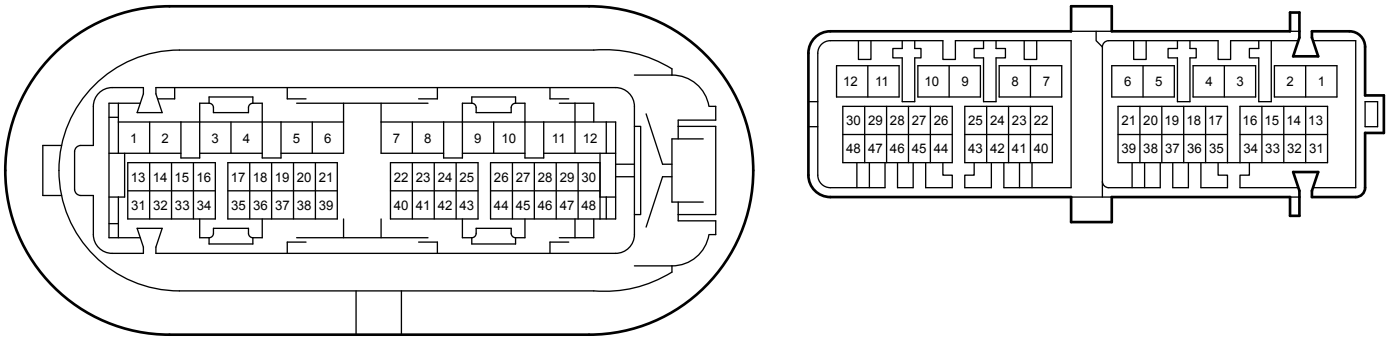

RT1
White

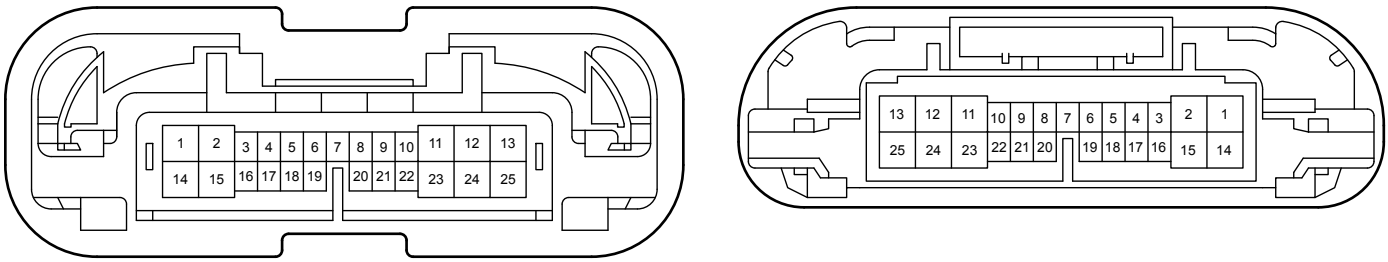

RU1
White

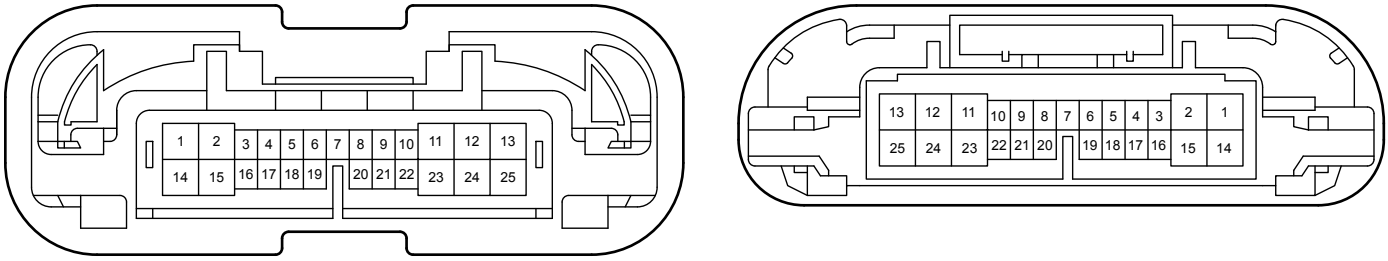

TN1
White

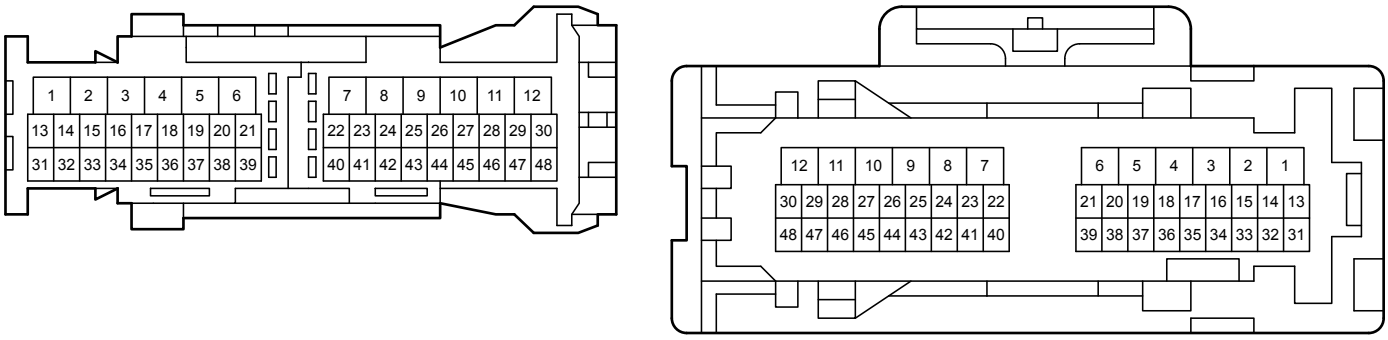

TU1
White

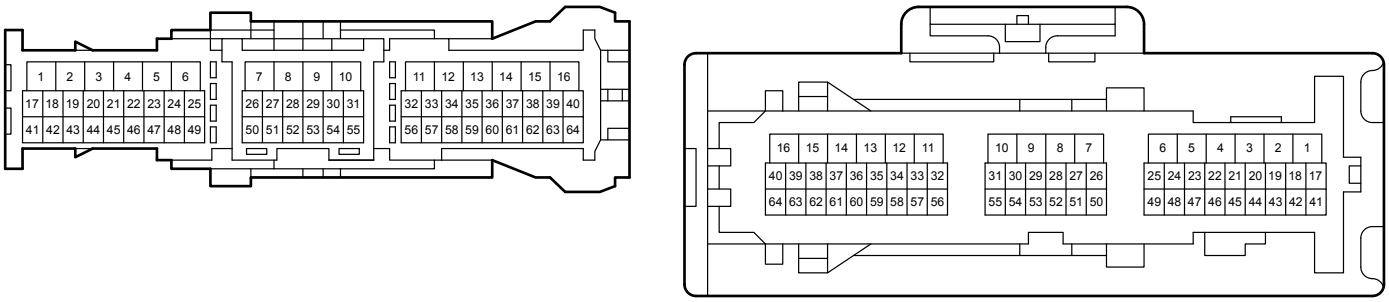

UT1
White

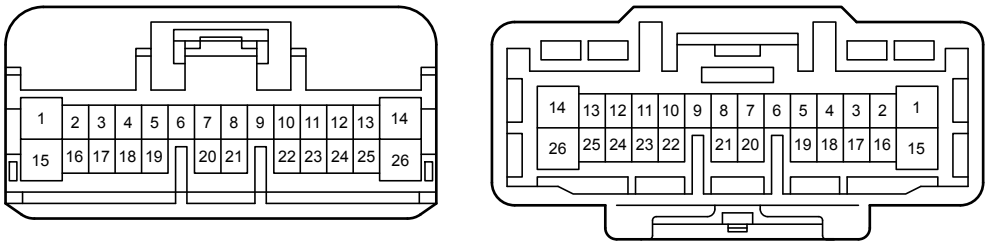

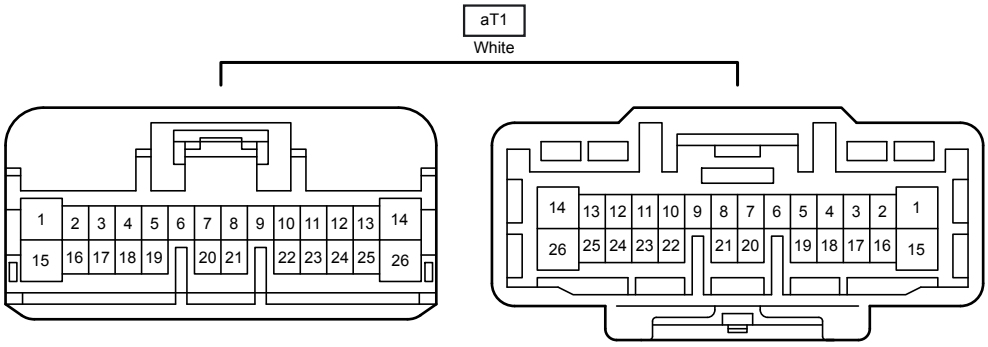
aT1
White
1 2 3 4 5 6 7 8 9 10 11 12 13 14
15 16 17 18 19 20 21 22 23 24 25 26
14 13 12 11 10 9 8 7 6 5 4 3 2 1
26 25 24 23 22 21 20 19 18 17 16 15