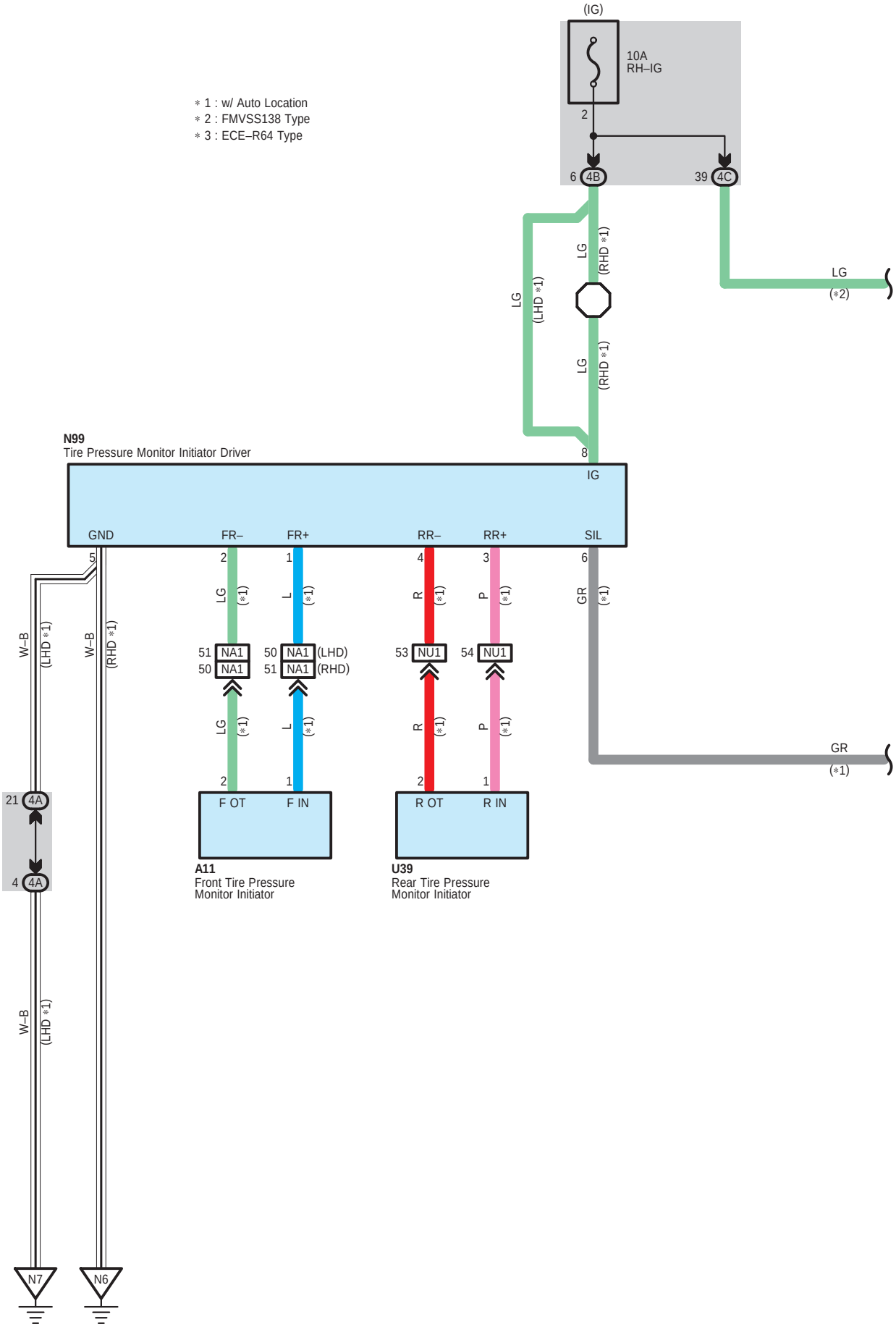
(IG)
10A
RH–IG
2
6 4B
39 4C
∗ 1 : w/ Auto Location
∗ 2 : FMVSS138 Type
∗ 3 : ECE–R64 Type
LG
(RHD ∗1)
LG
(LHD ∗1)
LG
(RHD ∗1)
LG
(∗2)
N99
Tire Pressure Monitor Initiator Driver
8
IG
GND
FR–
FR+
RR–
RR+
SIL
5
2
1
4
3
6
LG
(∗1)
L
(∗1)
R
(∗1)
P
(∗1)
GR
(∗1)
W–B
(LHD ∗1)
W–B
(RHD ∗1)
51 NA1
50 NA1
50 NA1 (LHD)
51 NA1 (RHD)
53 NU1
54 NU1
GR
(∗1)
21 4A
4 4A
F OT
F IN
R OT
R IN
A11
Front Tire Pressure
Monitor Initiator
U39
Rear Tire Pressure
Monitor Initiator
W–B
(LHD ∗1)
N7
N6

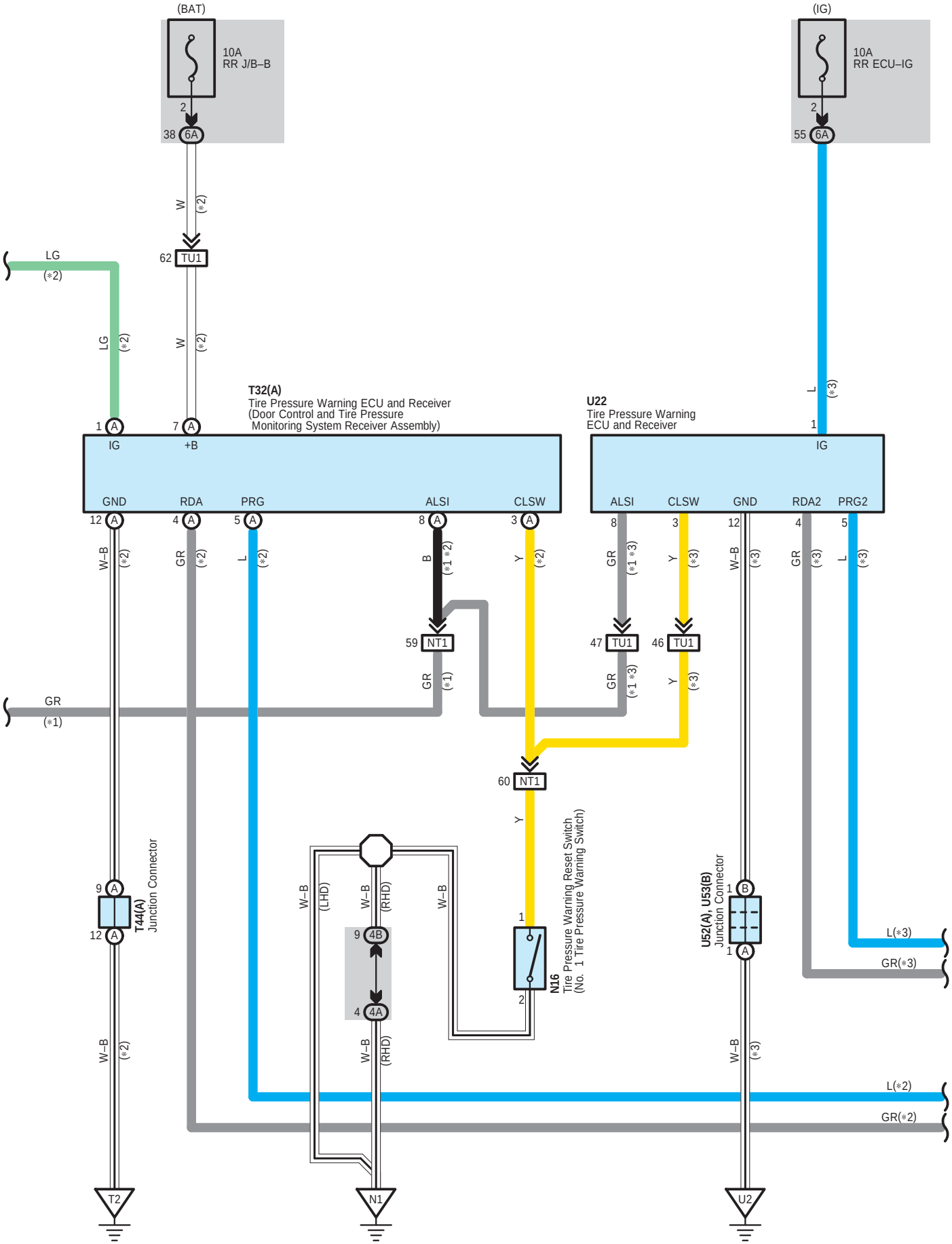
(BAT)
10A
RR J/B–B
2
38 6A
W
(*2)
62 TU1
LG
(*2)
LG
(*2)
W
(*2)
T32(A)
Tire Pressure Warning ECU and Receiver
(Door Control and Tire Pressure
Monitoring System Receiver Assembly)
1 A
IG
7 A
+B
GND
RDA
PRG
ALSI
CLSW
12 A
4 A
5 A
8 A
3 A
W–B
(*2)
GR
(*2)
L
(*2)
B
(*1 *2)
Y
(*2)
59 NT1
GR
(*1)
GR
(*1)
60 NT1
Y
(IG)
10A
RR ECU–IG
2
55 6A
L
(*3)
U22
Tire Pressure Warning
ECU and Receiver
1
IG
ALSI
CLSW
GND
RDA2
PRG2
8
3
12
4
5
GR
(*1 *3)
Y
(*3)
W–B
(*3)
GR
(*3)
L
(*3)
47 TU1
46 TU1
GR
(*1 *3)
Y
(*3)
9 A
12 A
T44(A)
Junction Connector
W–B
(*2)
W–B
(LHD)
W–B
(RHD)
W–B
9 4B
4 4A
W–B
(RHD)
1
2
N16
Tire Pressure Warning Reset Switch
(No. 1 Tire Pressure Warning Switch)
U52(A), U53(B)
Junction Connector
1 B
1 A
W–B
(*3)
L(*3)
GR(*3)
L(*2)
GR(*2)
T2
N1
U2

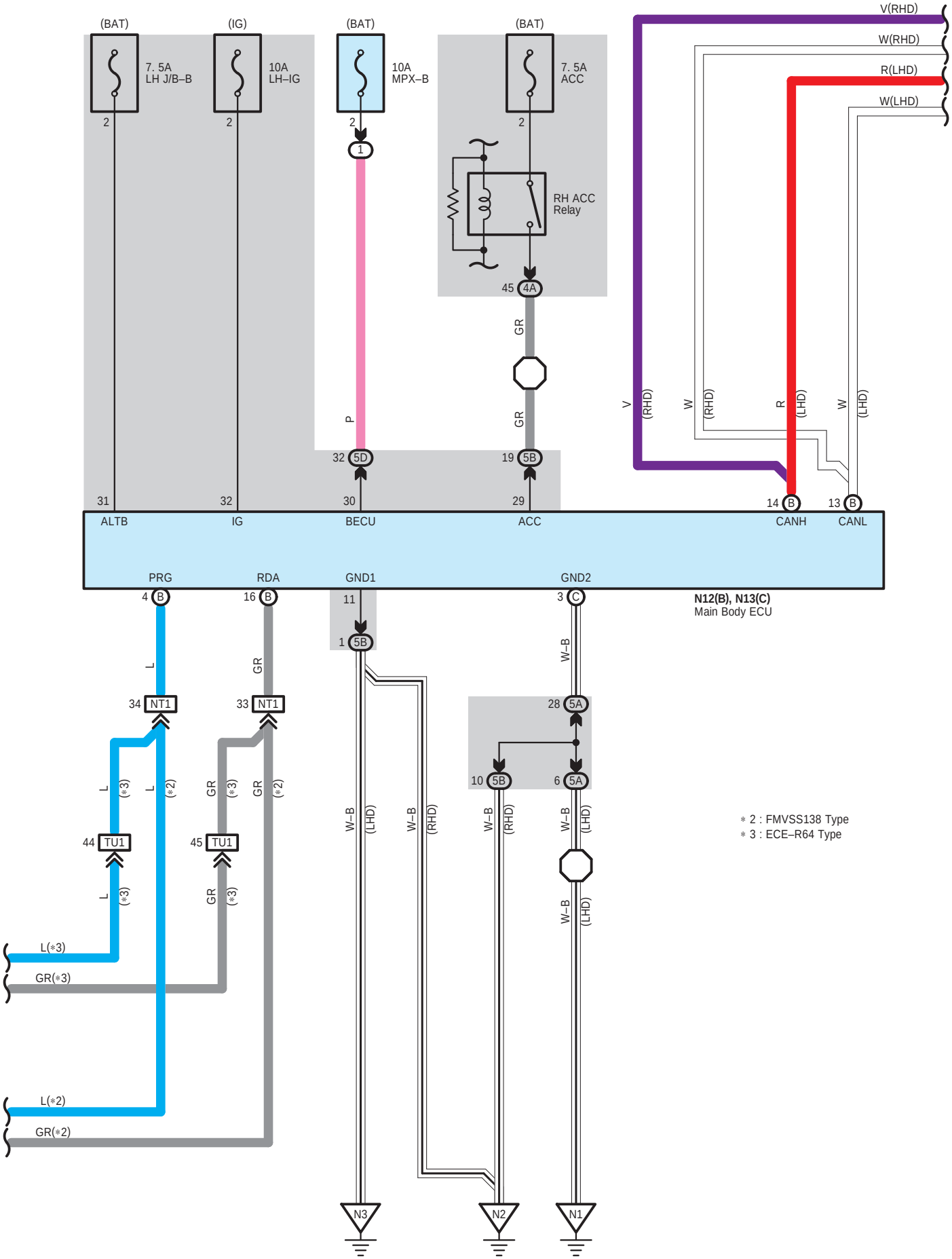
(BAT)
7. 5A
LH J/B–B
(IG)
10A
LH–IG
(BAT)
10A
MPX–B
(BAT)
7. 5A
ACC
RH ACC
Relay
V(RHD)
W(RHD)
R(LHD)
W(LHD)
ALTB
IG
BECU
ACC
CANH
CANL
PRG
RDA
GND1
GND2
N12(B), N13(C)
Main Body ECU
NT1
TU1
L(∗3)
GR(∗3)
L(∗2)
GR(∗2)
N3
N2
N1
∗ 2 : FMVSS138 Type
∗ 3 : ECE–R64 Type

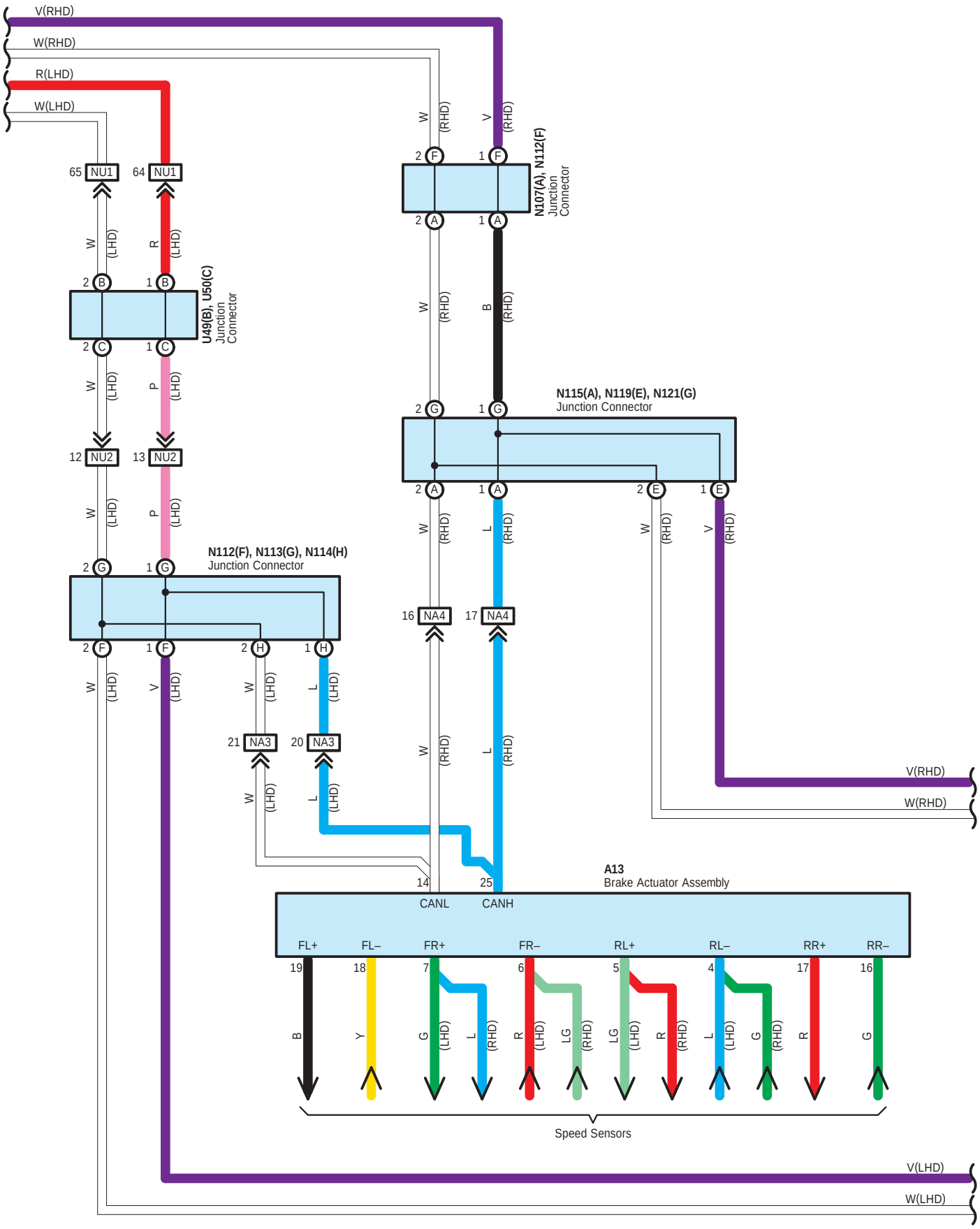
V(RHD)
W(RHD)
R(LHD)
W(LHD)
65 NU1
64 NU1
W (LHD)
R (LHD)
U49(B), U50(C) Junction Connector
W (LHD)
P (LHD)
12 NU2
13 NU2
W (LHD)
P (LHD)
N112(F), N113(G), N114(H) Junction Connector
W (LHD)
V (LHD)
W (LHD)
L (LHD)
21 NA3
20 NA3
W (LHD)
L (LHD)
W (RHD)
V (RHD)
N107(A), N112(F) Junction Connector
W (RHD)
B (RHD)
N115(A), N119(E), N121(G) Junction Connector
W (RHD)
L (RHD)
W (RHD)
V (RHD)
16 NA4
17 NA4
W (RHD)
L (RHD)
V(RHD)
W(RHD)
A13 Brake Actuator Assembly
14 CANL
25 CANH
FL+ FL– FR+ FR– RL+ RL– RR+ RR–
19 18 7 6 5 4 17 16
B Y G (LHD) L (RHD) R (LHD) LG (RHD) LG (LHD) R (RHD) L (LHD) G (RHD) R G
Speed Sensors
V(LHD)
W(LHD)

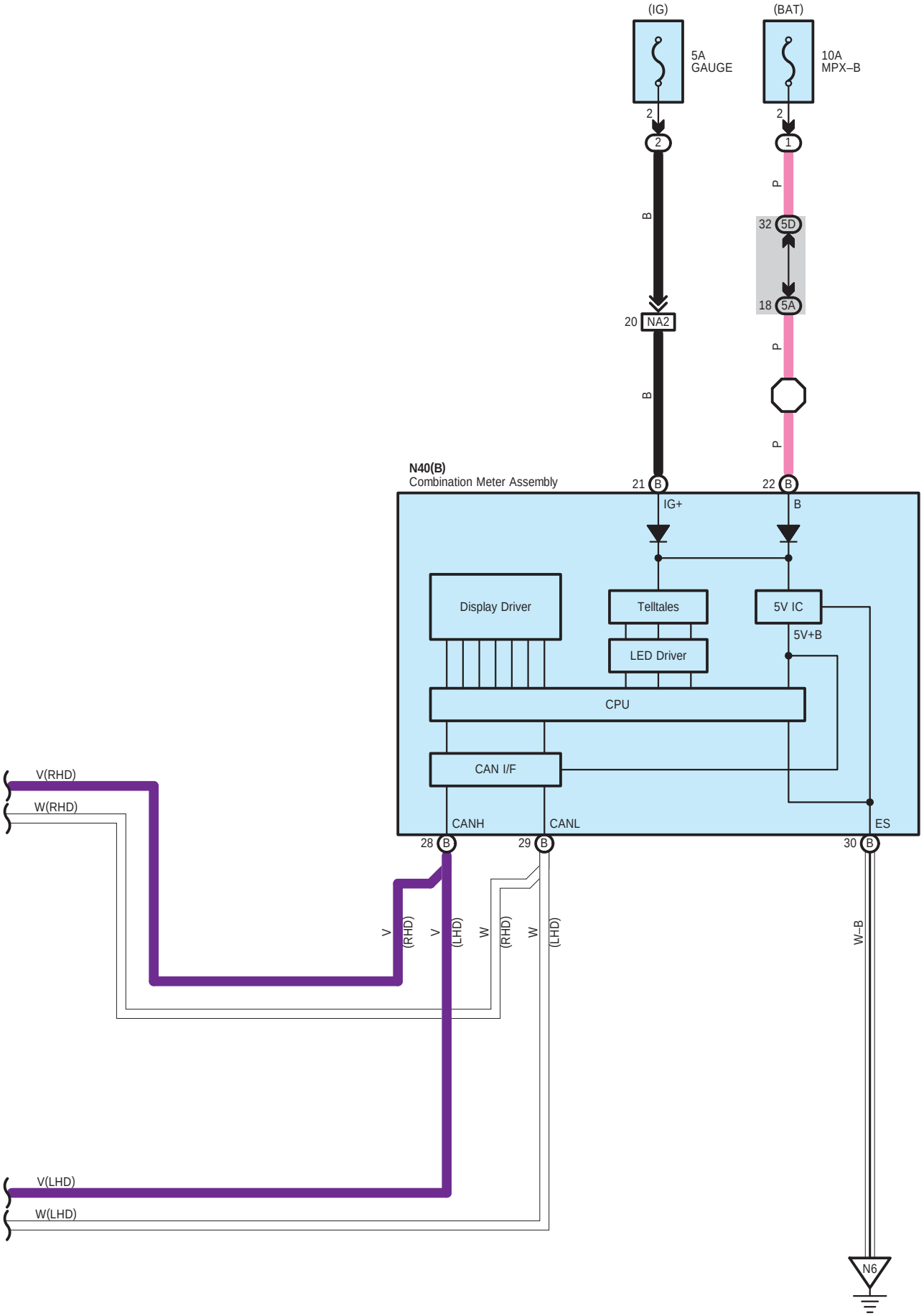
(IG)
(BAT)
5A
GAUGE
10A
MPX–B
2
2
2
1
B
P
32
5D
18
5A
20
NA2
B
P
P
N40(B)
Combination Meter Assembly
21
B
22
B
IG+
B
Display Driver
Telltales
5V IC
5V+B
LED Driver
CPU
CAN I/F
V(RHD)
W(RHD)
CANH
CANL
ES
28
B
29
B
30
B
V
(RHD)
V
(LHD)
W
(RHD)
W
(LHD)
W–B
V(LHD)
W(LHD)
N6

A 11
Black



A 13
Black

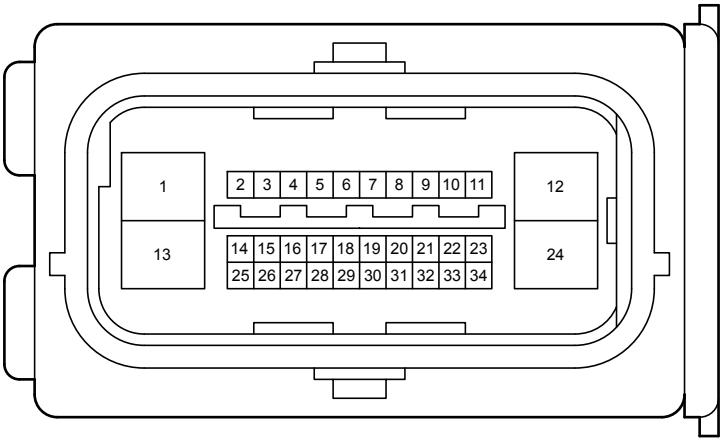

N 12
White

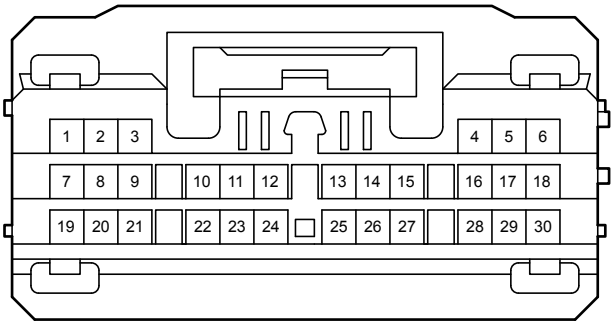

N 13
White

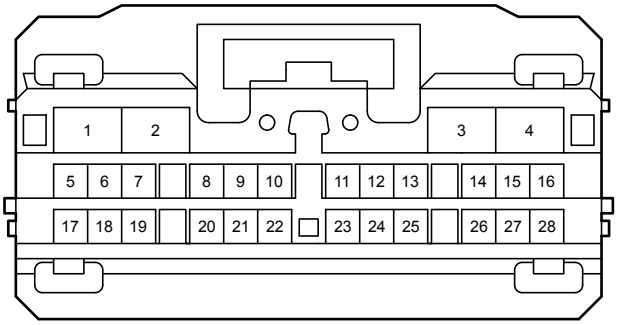

N 16
Black



N 40
Black

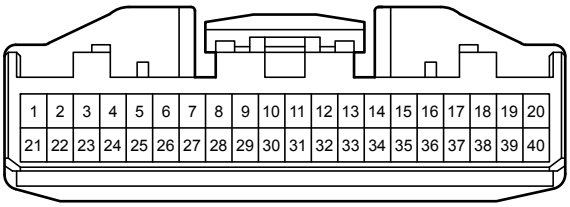

N 99
White

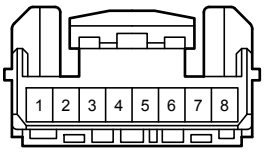

N107
White

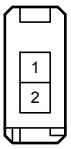

N112
White

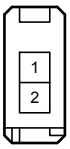

N113
White

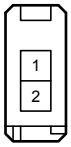

N114
White

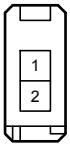

N115
White

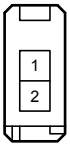

N119
White

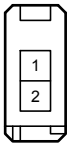

N121
White

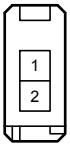

T 32
White

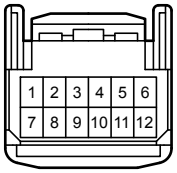

T 44
Blue



U 22
White



U 39
White

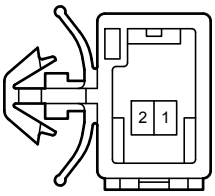

U 49
White

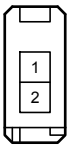

U 50
White

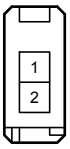

U 52
Blue



U 53
Blue



4A
White

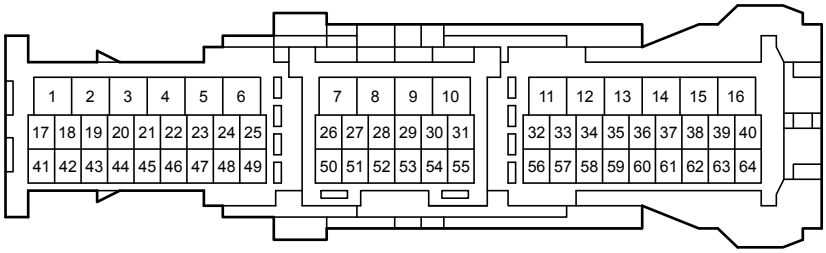

4B
White

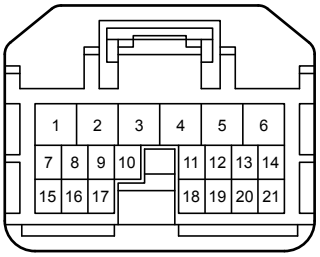

4C
White

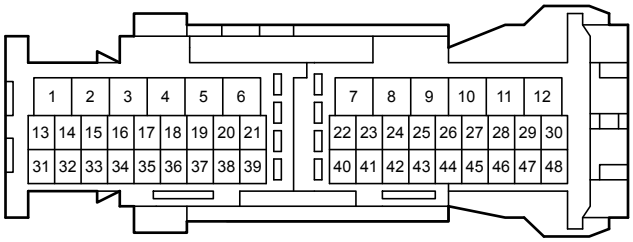

5A
White

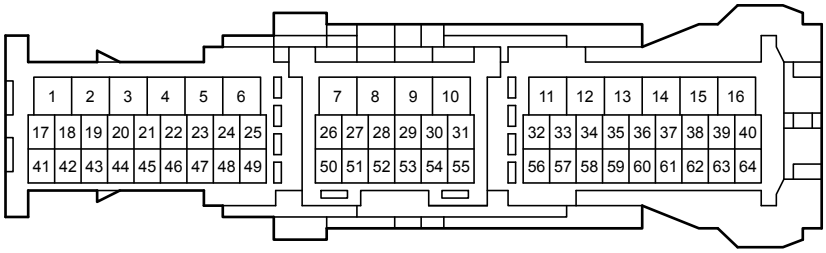

5B
White

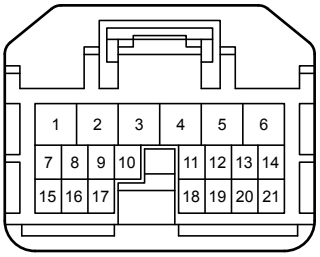

5D
White

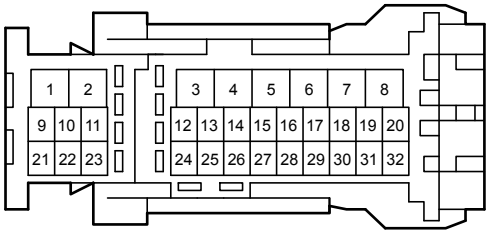

6A
White

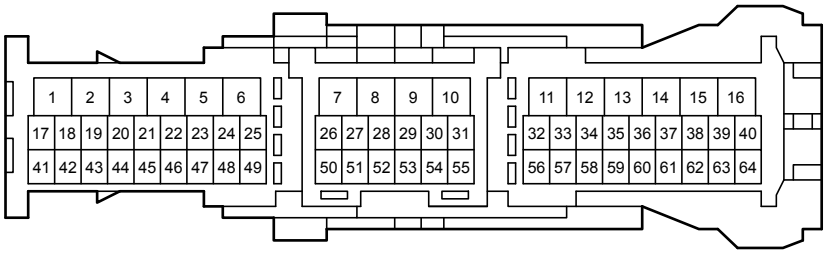

NA1
White

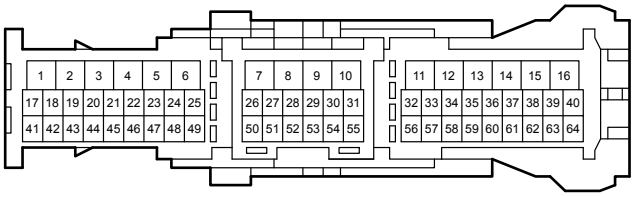

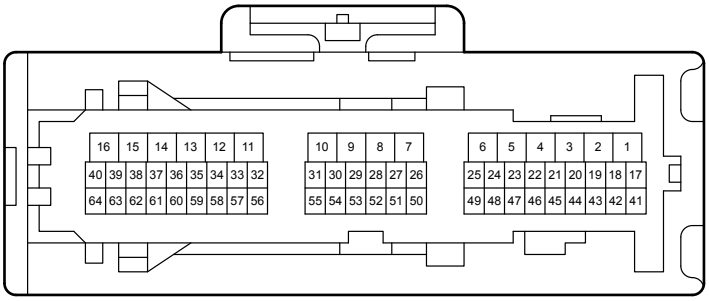

NA2
White

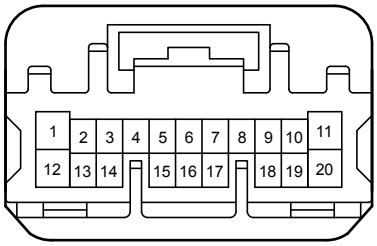

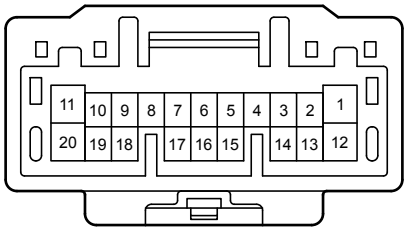

NA3
White

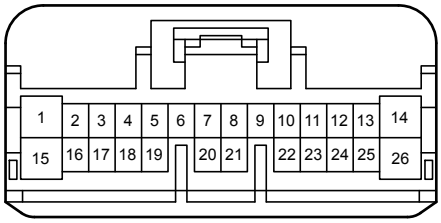

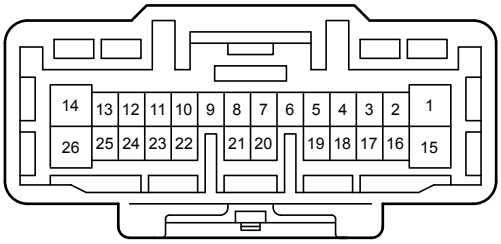

NA4
Gray

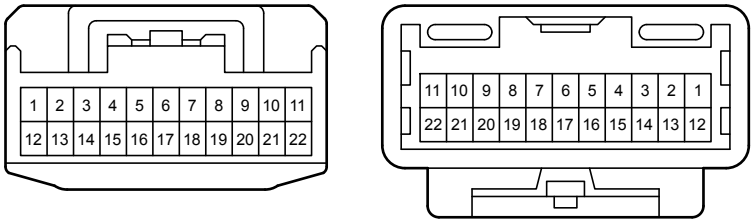

NT1
White

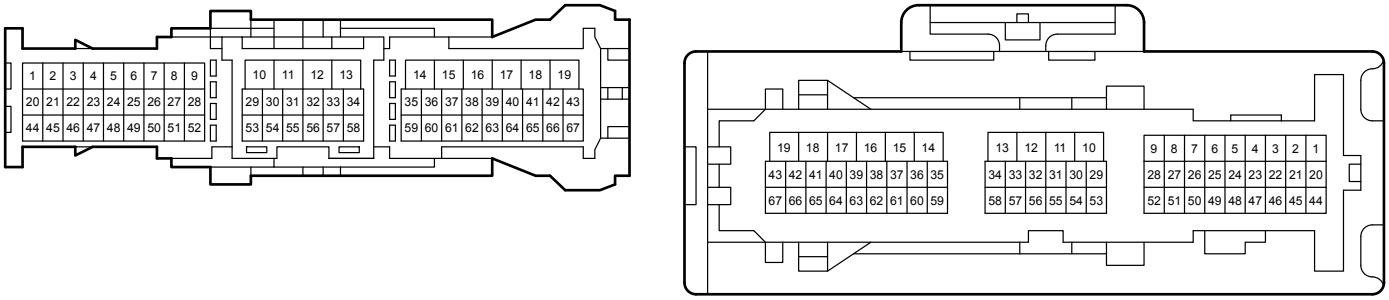

NU1
White

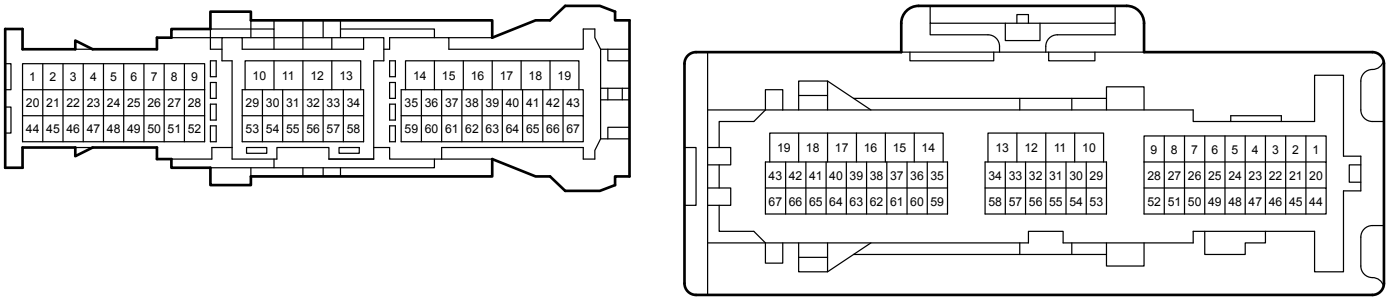

NU2
White

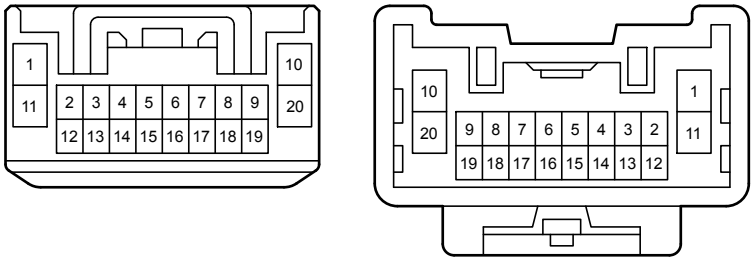

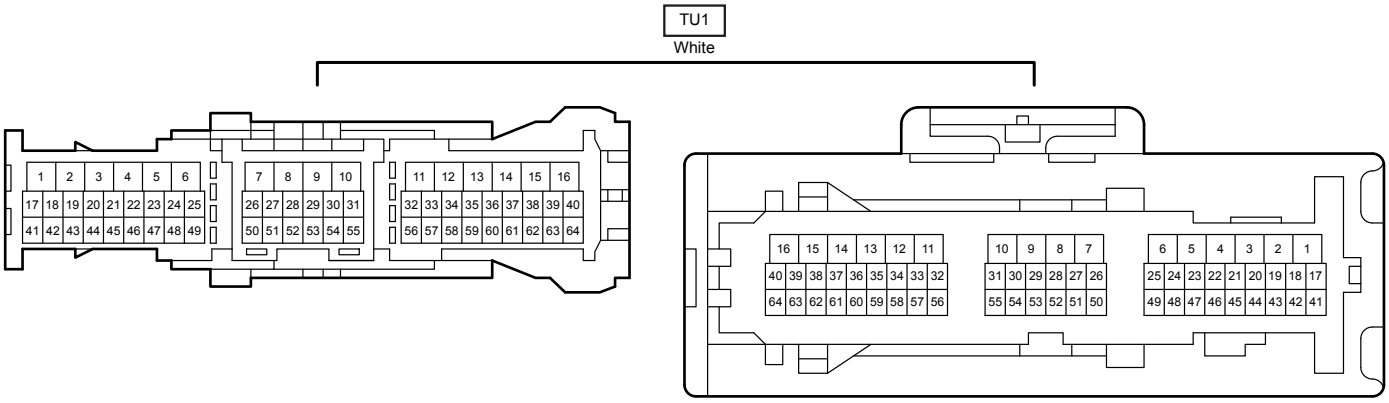
TU1
White
1 2 3 4 5 6 7 8 9 10 11 12 13 14 15 16
17 18 19 20 21 22 23 24 25 26 27 28 29 30 31 32 33 34 35 36 37 38 39 40
41 42 43 44 45 46 47 48 49 50 51 52 53 54 55 56 57 58 59 60 61 62 63 64
16 15 14 13 12 11 10 9 8 7 6 5 4 3 2 1
40 39 38 37 36 35 34 33 32 31 30 29 28 27 26 25 24 23 22 21 20 19 18 17
64 63 62 61 60 59 58 57 56 55 54 53 52 51 50 49 48 47 46 45 44 43 42 41