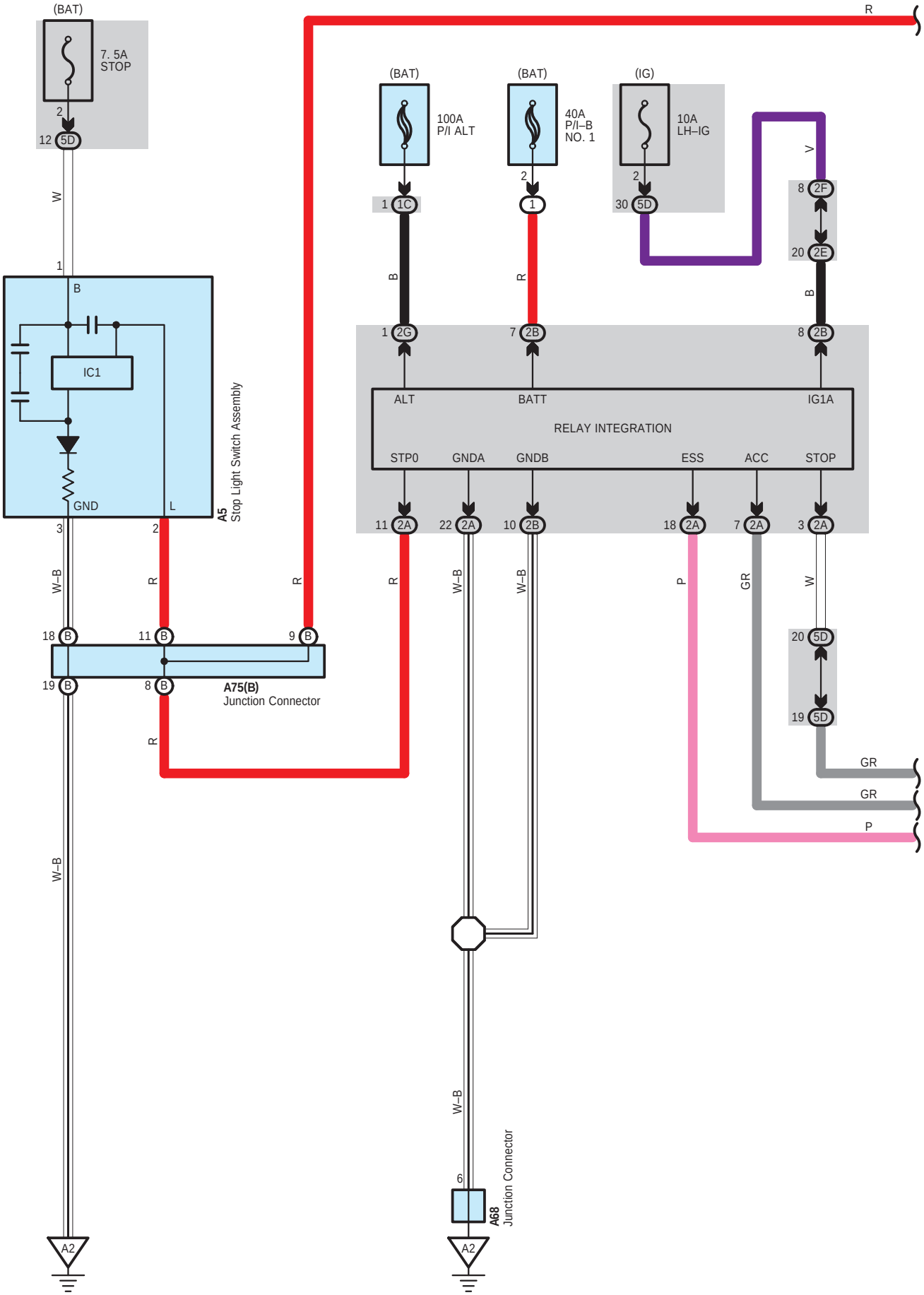
(BAT)
7. 5A
STOP
12 5D
W
1
B
IC1
GND
L
A5
Stop Light Switch Assembly
3
2
W–B
R
18 B
11 B
9 B
19 B
8 B
A75(B)
Junction Connector
R
W–B
A2
R
(BAT)
100A
P/I ALT
1 1C
B
1 2G
(BAT)
40A
P/I–B
NO. 1
2
1
R
7 2B
(IG)
10A
LH–IG
2
30 5D
V
8 2F
20 2E
B
8 2B
ALT
BATT
IG1A
RELAY INTEGRATION
STP0
GNDA
GNDB
ESS
ACC
STOP
11 2A
22 2A
10 2B
18 2A
7 2A
3 2A
R
W–B
W–B
P
GR
W
20 5D
19 5D
GR
GR
P
W–B
6
A68
Junction Connector
A2

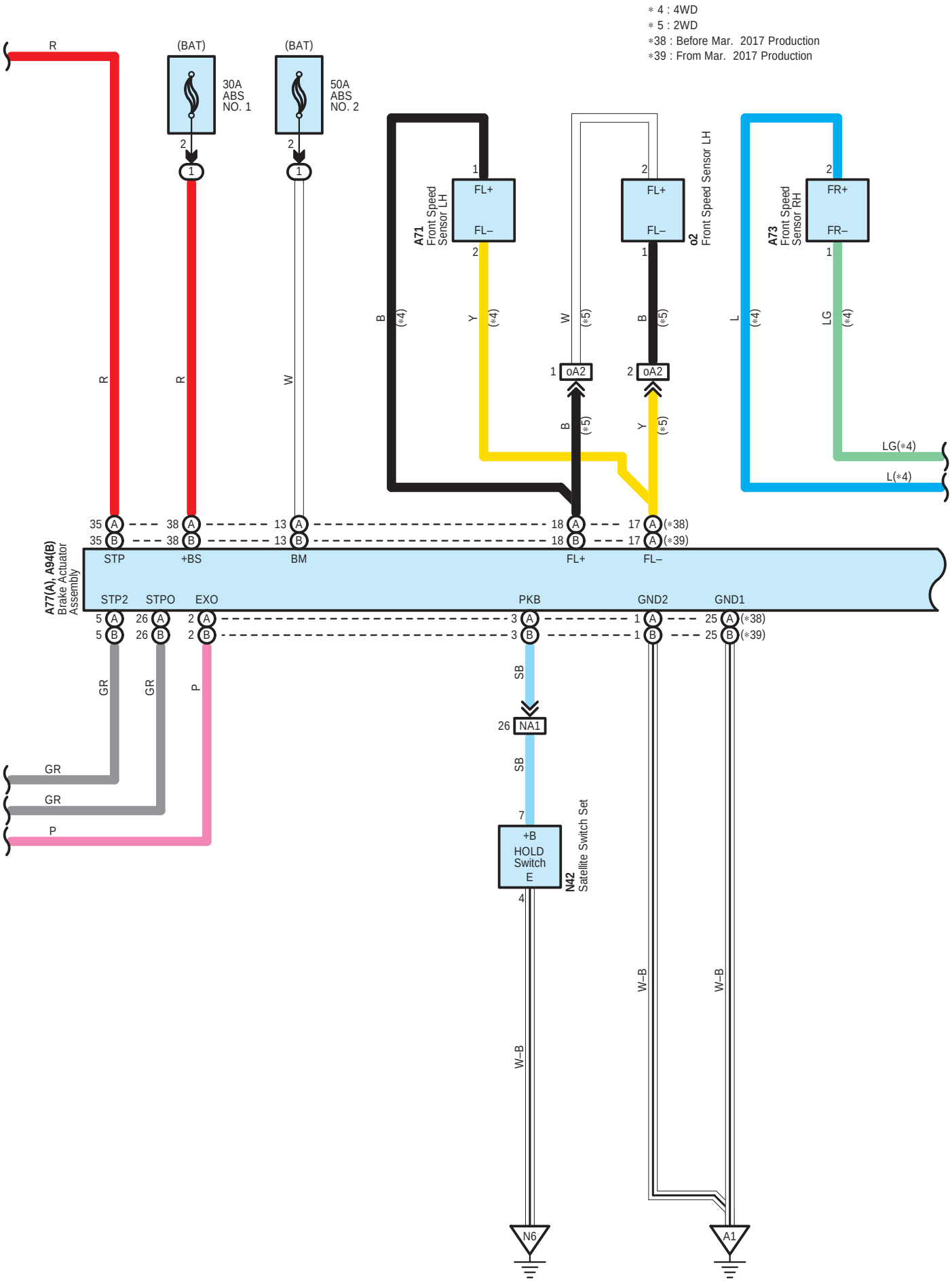
∗ 4 : 4WD
∗ 5 : 2WD
∗38 : Before Mar. 2017 Production
∗39 : From Mar. 2017 Production
R
(BAT)
30A
ABS
NO. 1
(BAT)
50A
ABS
NO. 2
A71
Front Speed
Sensor LH
FL+
FL–
o2
Front Speed Sensor LH
FL+
FL–
A73
Front Speed
Sensor RH
FR+
FR–
oA2
oA2
LG(∗4)
L(∗4)
A77(A), A94(B)
Brake Actuator
Assembly
STP
+BS
BM
FL+
FL–
STP2
STPO
EXO
PKB
GND2
GND1
NA1
+B
HOLD
Switch
E
N42
Satellite Switch Set
N6
A1

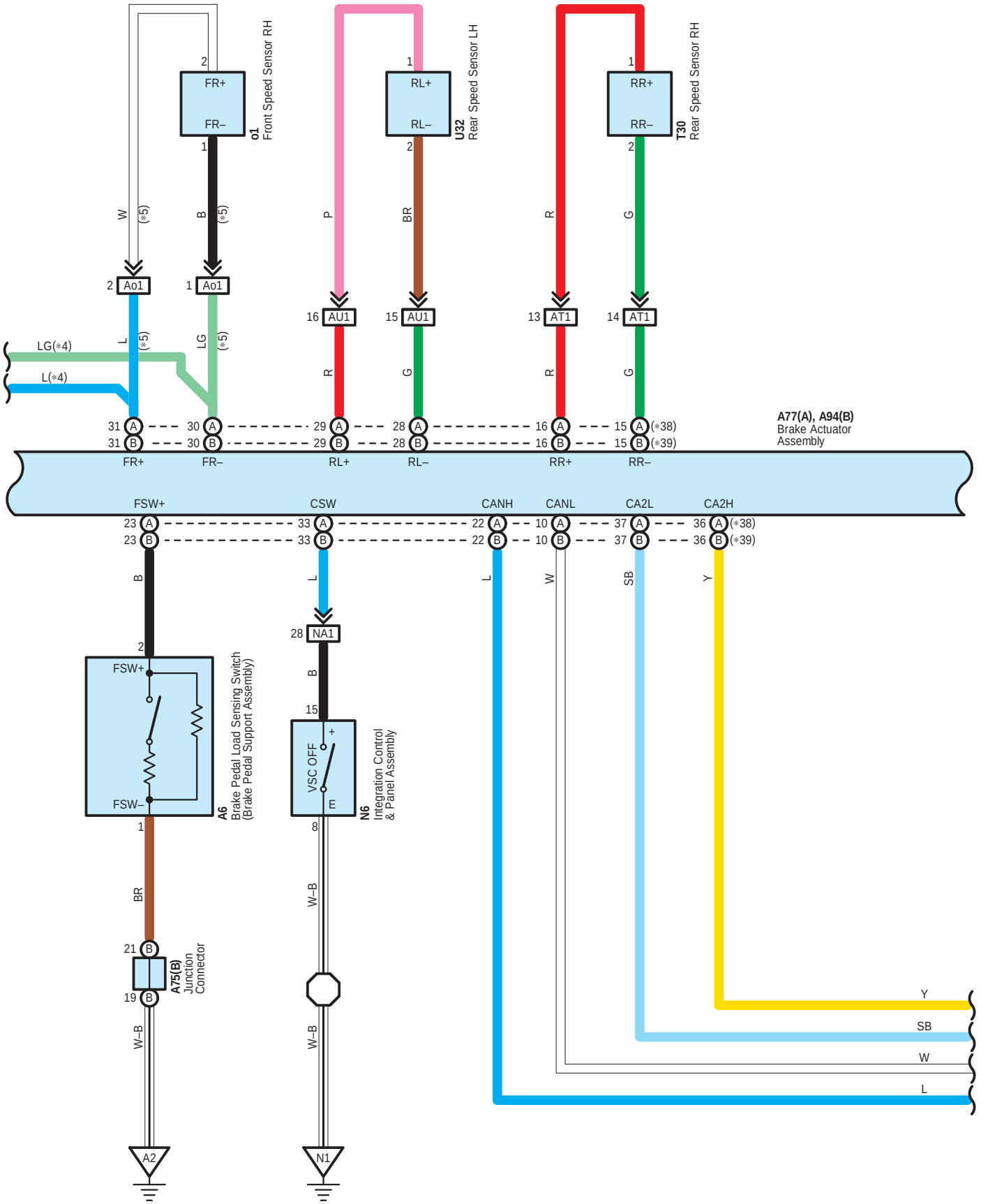
FR+
FR–
o1
Front Speed Sensor RH
RL+
RL–
U32
Rear Speed Sensor LH
RR+
RR–
T30
Rear Speed Sensor RH
Ao1
AU1
AT1
LG(*4)
L(*4)
A77(A), A94(B)
Brake Actuator
Assembly
FSW+
CSW
CANH
CANL
CA2L
CA2H
NA1
FSW+
FSW–
A6
Brake Pedal Load Sensing Switch
(Brake Pedal Support Assembly)
VSC OFF
N6
Integration Control
& Panel Assembly
A75(B)
Junction
Connector
A2
N1

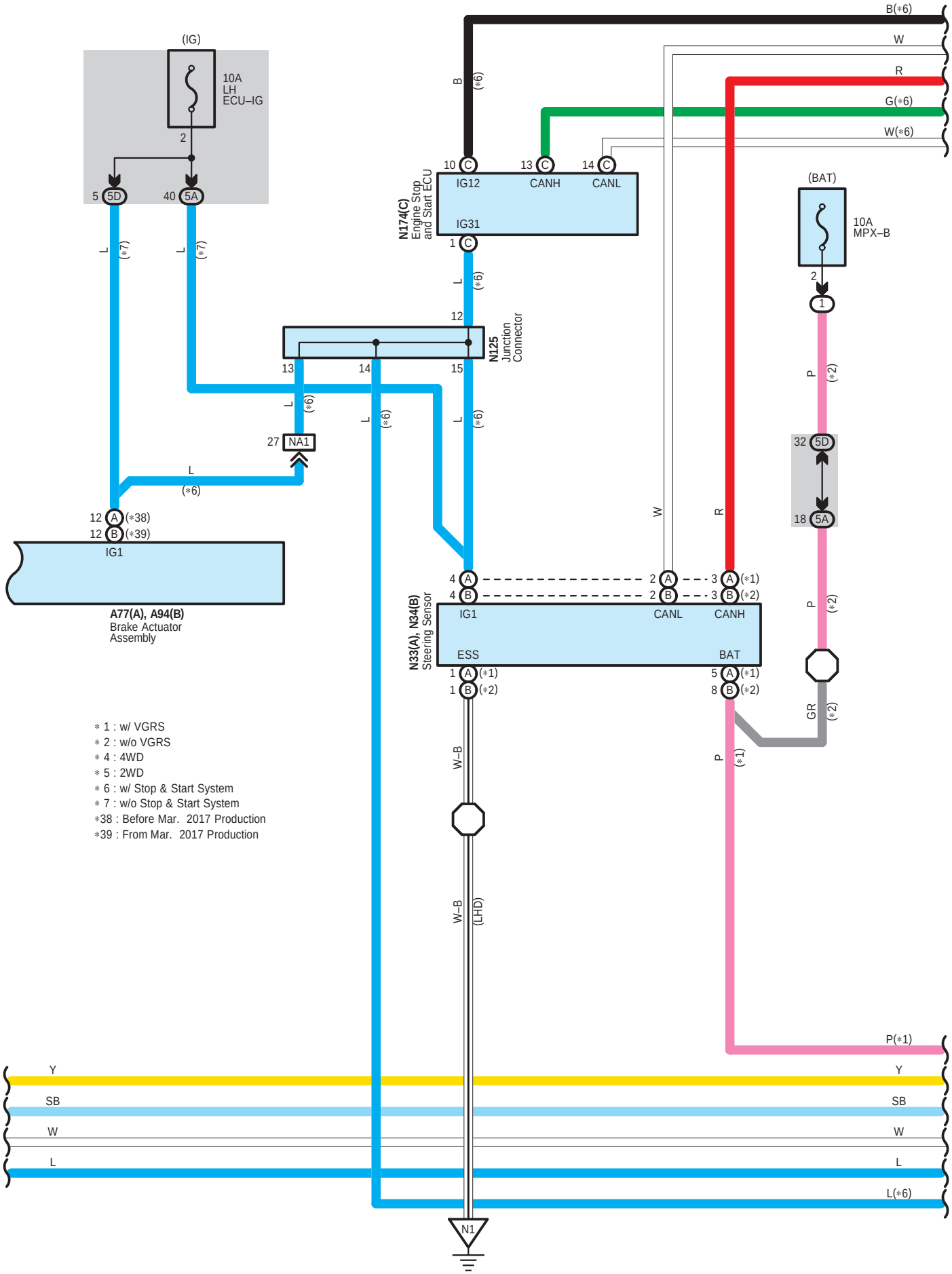
(IG)
10A
LH
ECU–IG
2
5 5D
40 5A
L (*7)
L (*7)
B(*6)
W
R
G(*6)
W(*6)
B (*6)
10 C IG12
13 C CANH
14 C CANL
N174(C)
Engine Stop and Start ECU
IG31
1 C
L (*6)
12
N125
Junction Connector
13
14
15
L (*6)
L (*6)
L (*6)
27 NA1
L (*6)
12 A (*38)
12 B (*39)
IG1
A77(A), A94(B)
Brake Actuator Assembly
(BAT)
10A
MPX–B
2
1
P (*2)
32 5D
18 5A
P (*2)
GR (*2)
W
R
4 A
4 B
2 A
2 B
3 A (*1)
3 B (*2)
N33(A), N34(B)
Steering Sensor
IG1
CANL
CANH
ESS
BAT
1 A (*1)
1 B (*2)
5 A (*1)
8 B (*2)
W–B
W–B (LHD)
P (*1)
P(*1)
Y
SB
W
L
L(*6)
N1
* 1 : w/ VGRS
* 2 : w/o VGRS
* 4 : 4WD
* 5 : 2WD
* 6 : w/ Stop & Start System
* 7 : w/o Stop & Start System
*38 : Before Mar. 2017 Production
*39 : From Mar. 2017 Production

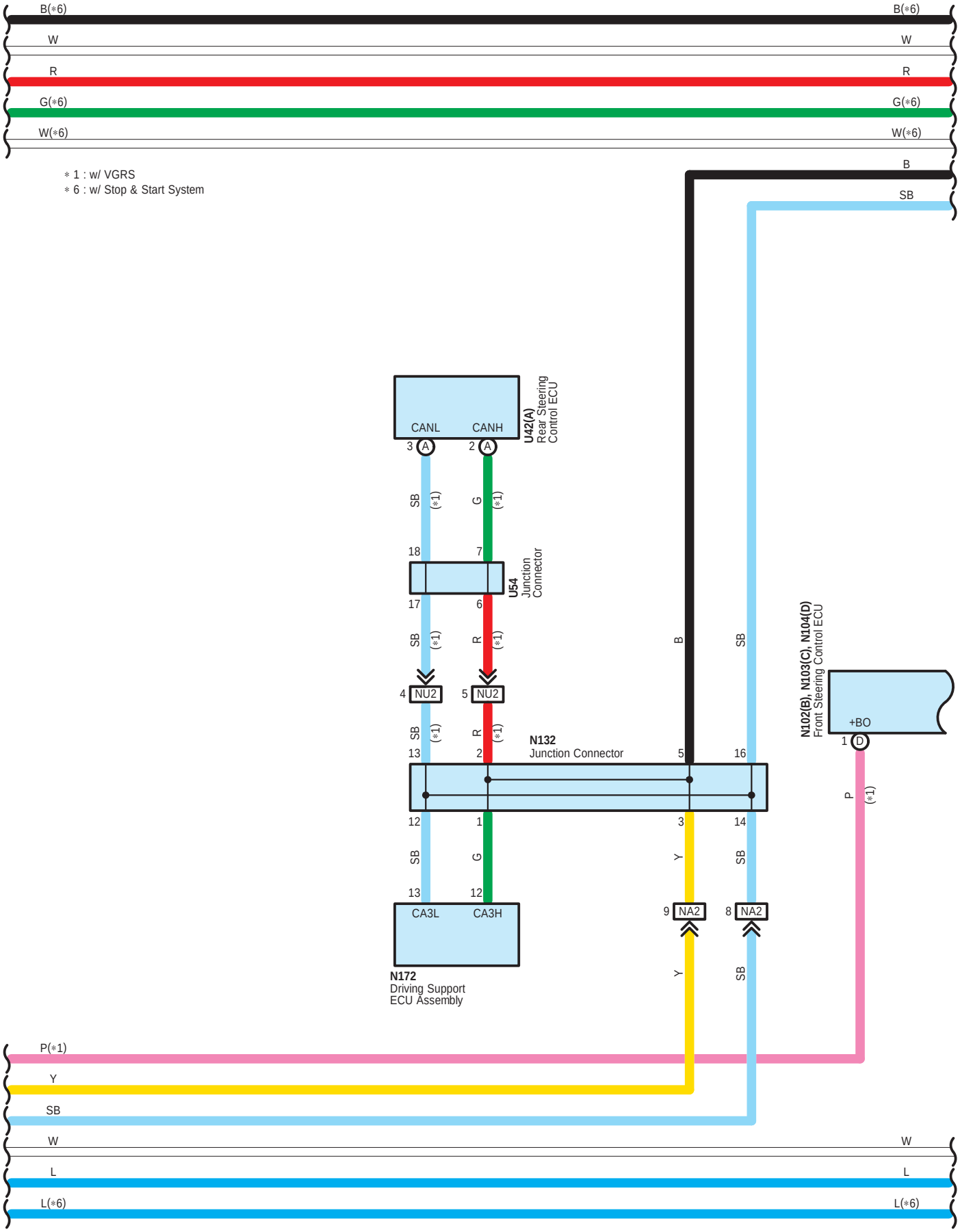
B(*6)
W
R
G(*6)
W(*6)
* 1 : w/ VGRS
* 6 : w/ Stop & Start System
B
SB
CANL
CANH
U42(A)
Rear Steering
Control ECU
3 A
2 A
SB
(*1)
G
(*1)
18
7
U54
Junction
Connector
17
6
SB
(*1)
R
(*1)
4 NU2
5 NU2
SB
(*1)
R
(*1)
N132
Junction Connector
13
2
5
16
12
1
3
14
SB
G
Y
SB
13
12
CA3L
CA3H
9 NA2
8 NA2
N172
Driving Support
ECU Assembly
Y
SB
B
SB
N102(B), N103(C), N104(D)
Front Steering Control ECU
+BO
1 D
P
(*1)
P(*1)
Y
SB
W
L
L(*6)
W
L
L(*6)

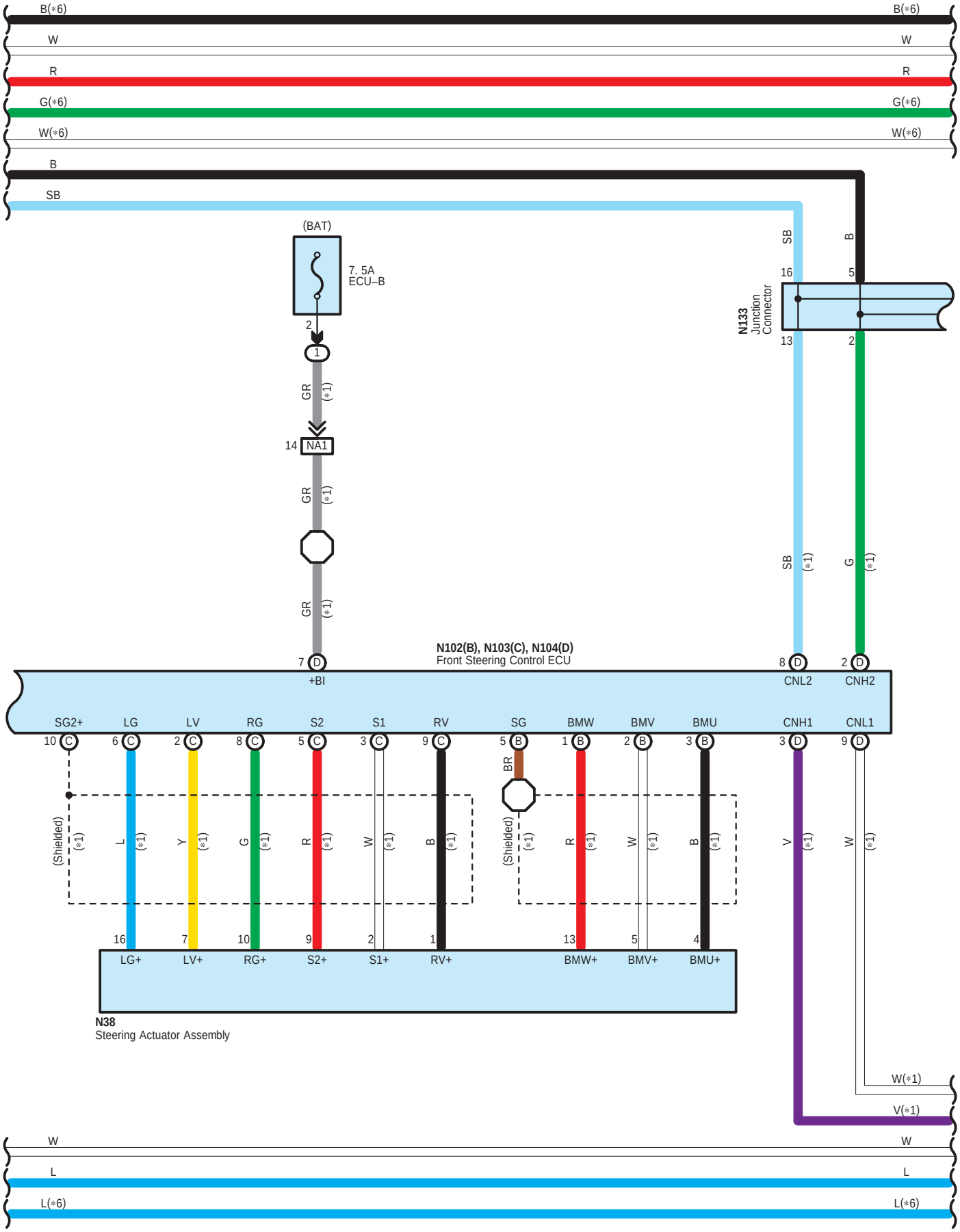
B(*6)
W
R
G(*6)
W(*6)
B
SB
(BAT)
7. 5A
ECU–B
2
1
GR
(*1)
14
NA1
GR
(*1)
GR
(*1)
7
D
+BI
N133
Junction
Connector
16
13
5
2
SB
B
SB
(*1)
G
(*1)
N102(B), N103(C), N104(D)
Front Steering Control ECU
8
D
CNL2
2
D
CNH2
SG2+
LG
LV
RG
S2
S1
RV
SG
BMW
BMV
BMU
CNH1
CNL1
10
6
2
8
5
3
9
5
1
2
3
3
9
(Shielded)
(*1)
L
Y
G
R
W
B
BR
V
16
7
10
9
2
1
13
5
4
LG+
LV+
RG+
S2+
S1+
RV+
BMW+
BMV+
BMU+
N38
Steering Actuator Assembly
W(*1)
V(*1)
L
L(*6)

N133
Junction Connector



∗ 1 : w/ VGRS
∗ 4 : 4WD
∗ 5 : 2WD
∗ 6 : w/ Stop & Start System

A29(A), C7(B), C8(C)
Power Steering ECU Assembly

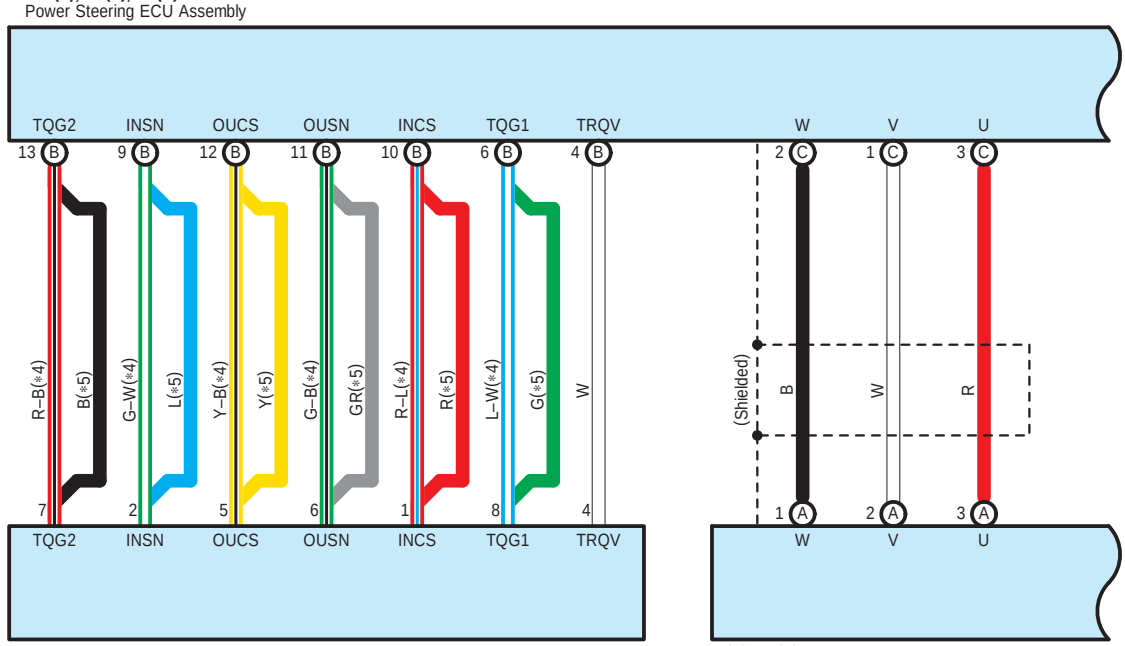

C3
Power Steering Torque Sensor (Power Steering Link Assembly)

C1(A), C2(B)
Power Steering Motor
(Power Steering Link Assembly)



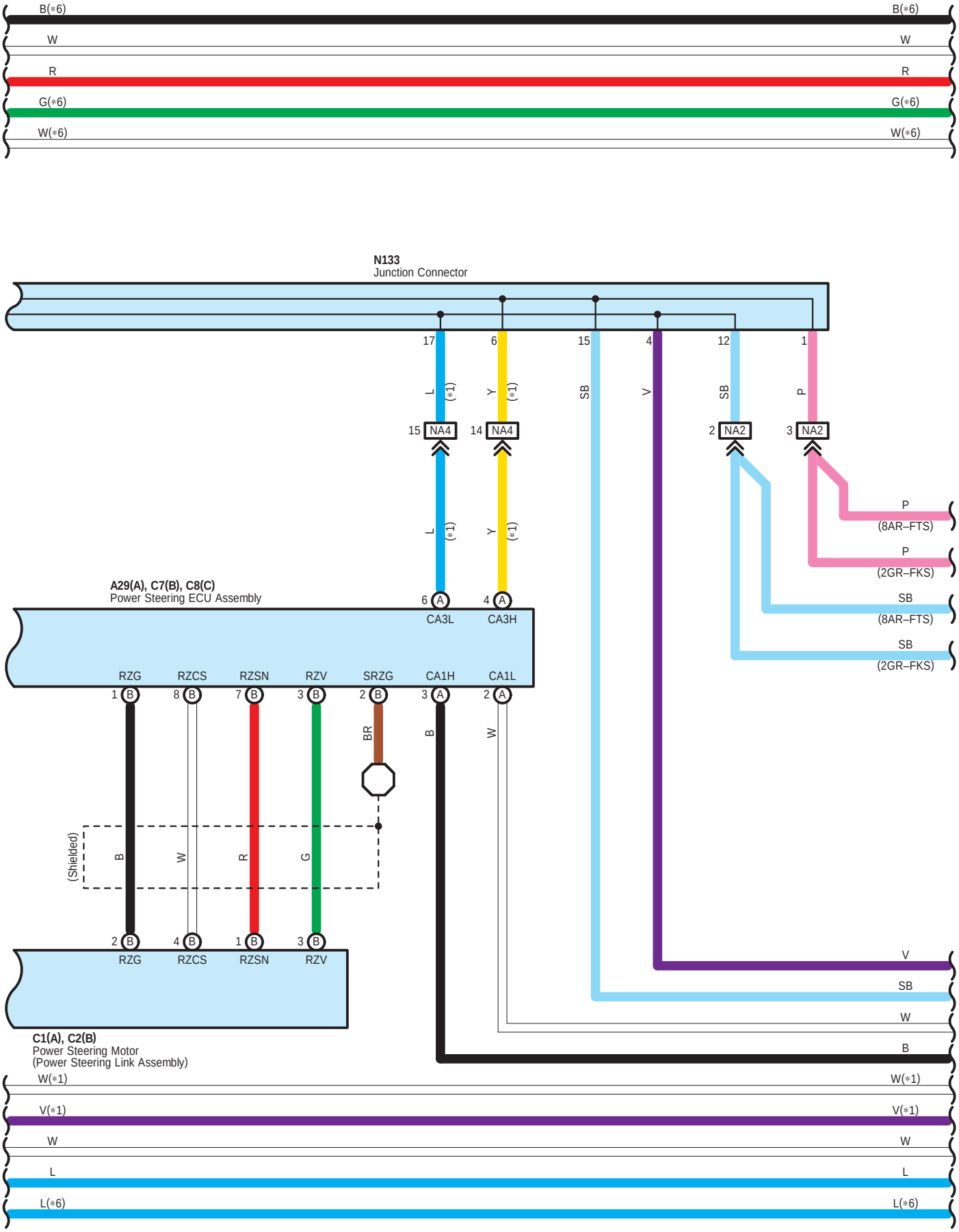
B(*6)
W
R
G(*6)
W(*6)
N133
Junction Connector
17
6
15
4
12
1
L
(*1)
Y
(*1)
SB
V
SB
P
15 NA4
14 NA4
2 NA2
3 NA2
P
(8AR–FTS)
P
(2GR–FKS)
SB
(8AR–FTS)
SB
(2GR–FKS)
A29(A), C7(B), C8(C)
Power Steering ECU Assembly
6 A
4 A
CA3L
CA3H
RZG
RZCS
RZSN
RZV
SRZG
CA1H
CA1L
1 B
8 B
7 B
3 B
2 B
3 A
2 A
BR
B
W
(Shielded)
B
W
R
G
2 B
4 B
1 B
3 B
RZG
RZCS
RZSN
RZV
V
SB
W
B
C1(A), C2(B)
Power Steering Motor
(Power Steering Link Assembly)
W(*1)
V(*1)
W
L
L(*6)

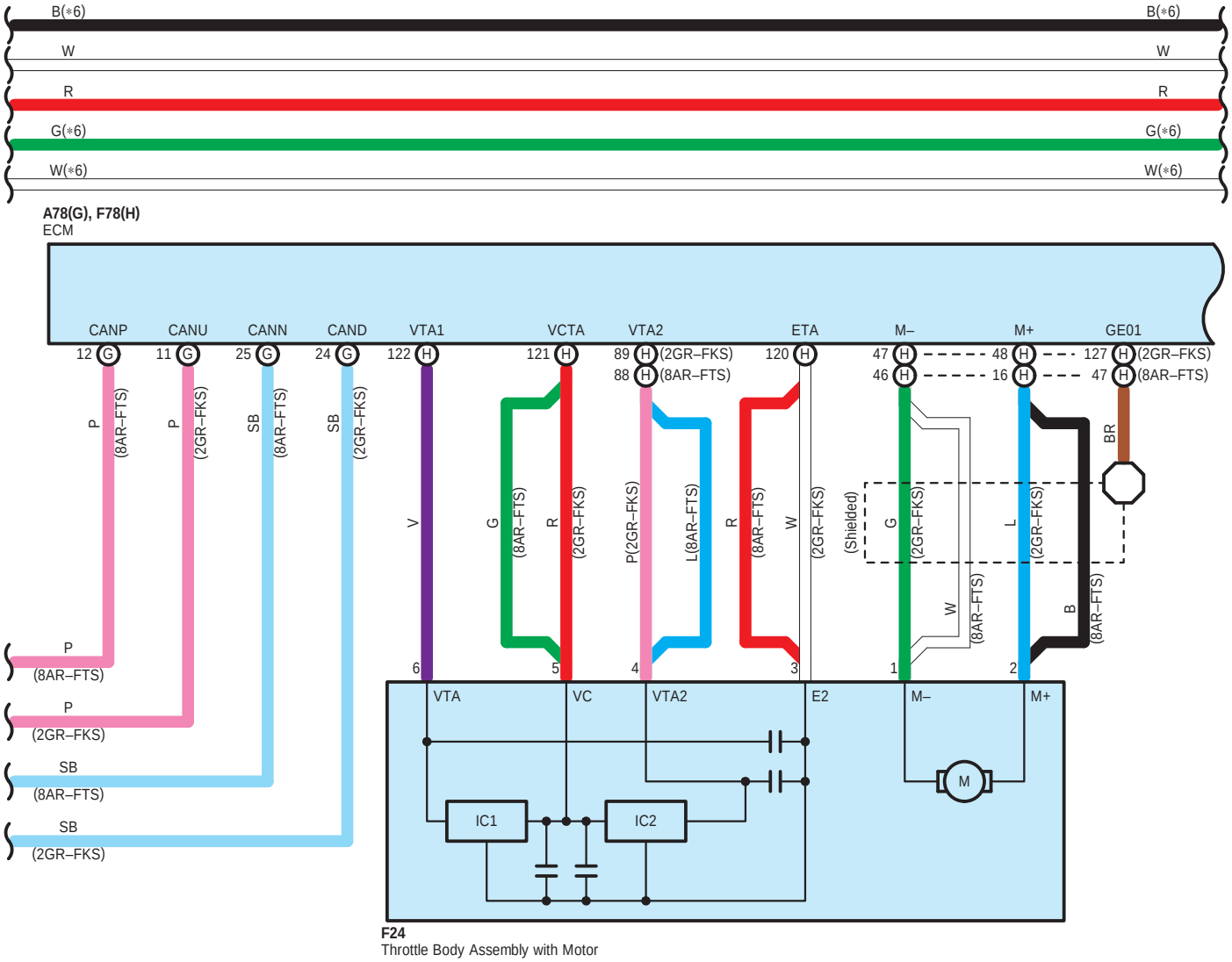
B(*6)
W
R
G(*6)
W(*6)
A78(G), F78(H)
ECM
CANP
CANU
CANN
CAND
VTA1
VCTA
VTA2
ETA
M–
M+
GE01
12 G
11 G
25 G
24 G
122 H
121 H
89 H (2GR–FKS)
88 H (8AR–FTS)
120 H
47 H
46 H
48 H
16 H
127 H (2GR–FKS)
47 H (8AR–FTS)
P (8AR–FTS)
P (2GR–FKS)
SB (8AR–FTS)
SB (2GR–FKS)
V
G (8AR–FTS)
R (2GR–FKS)
P(2GR–FKS)
L(8AR–FTS)
R (8AR–FTS)
W (2GR–FKS)
(Shielded)
G (2GR–FKS)
W (8AR–FTS)
L (2GR–FKS)
B (8AR–FTS)
BR
6
5
4
3
1
2
VTA
VC
VTA2
E2
M–
M+
IC1
IC2
M
F24
Throttle Body Assembly with Motor

V
SB
W
B
W(*1)
V(*1)
W
L
L(*6)

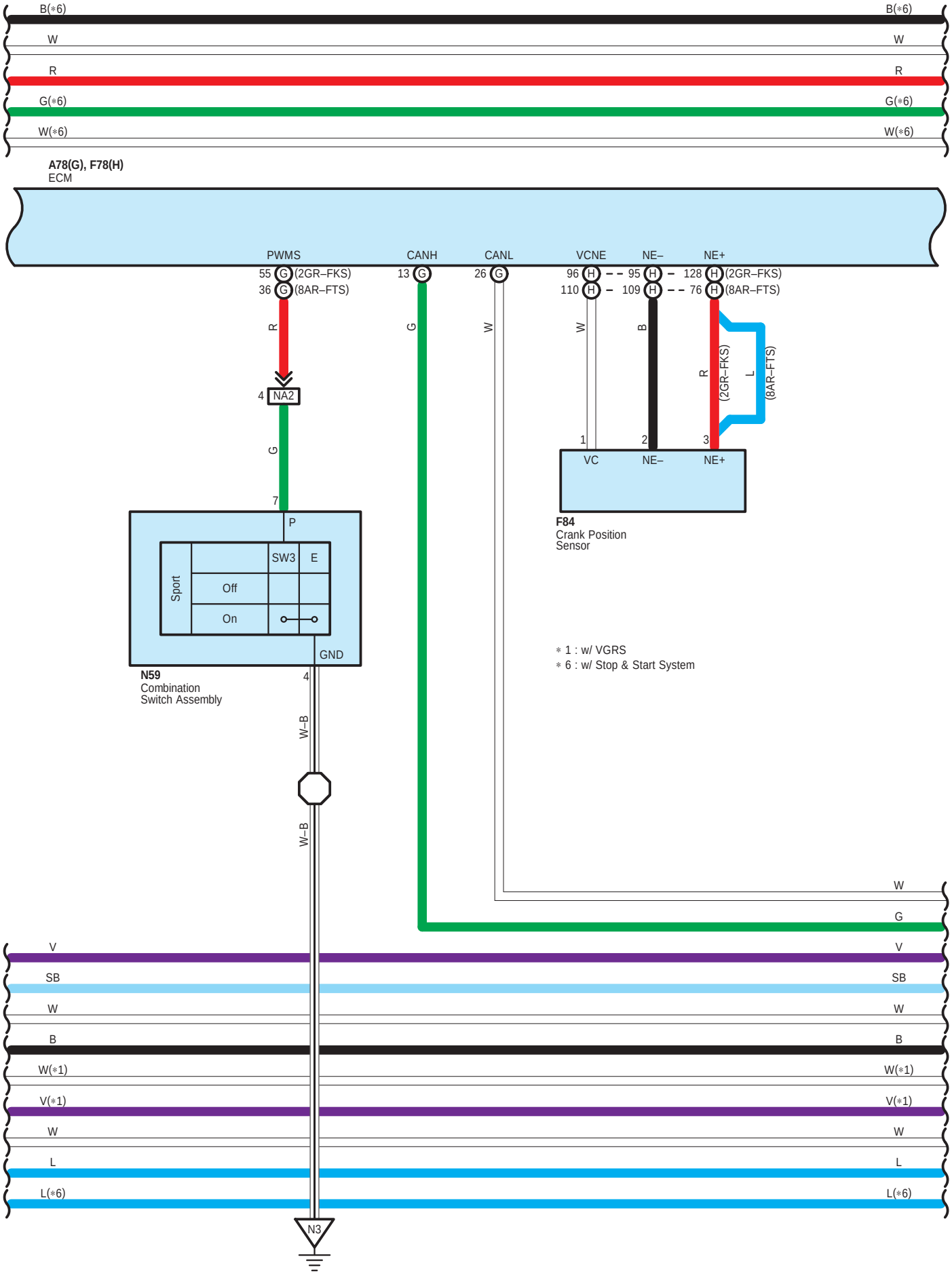
B(*6)
W
R
G(*6)
W(*6)
A78(G), F78(H)
ECM
PWMS
CANH
CANL
VCNE
NE–
NE+
55 G (2GR–FKS)
36 G (8AR–FTS)
13 G
26 G
96 H
110 H
95 H
109 H
128 H (2GR–FKS)
76 H (8AR–FTS)
R
G
W
W
B
R (2GR–FKS)
L (8AR–FTS)
4 NA2
G
7
1
2
3
VC
NE–
NE+
F84
Crank Position
Sensor
P
SW3
E
Sport
Off
On
GND
N59
Combination
Switch Assembly
4
W–B
W–B
* 1 : w/ VGRS
* 6 : w/ Stop & Start System
W
G
V
SB
W
B
W(*1)
V(*1)
W
L
L(*6)
N3

B(*6)
W
R
G(*6)
W(*6)

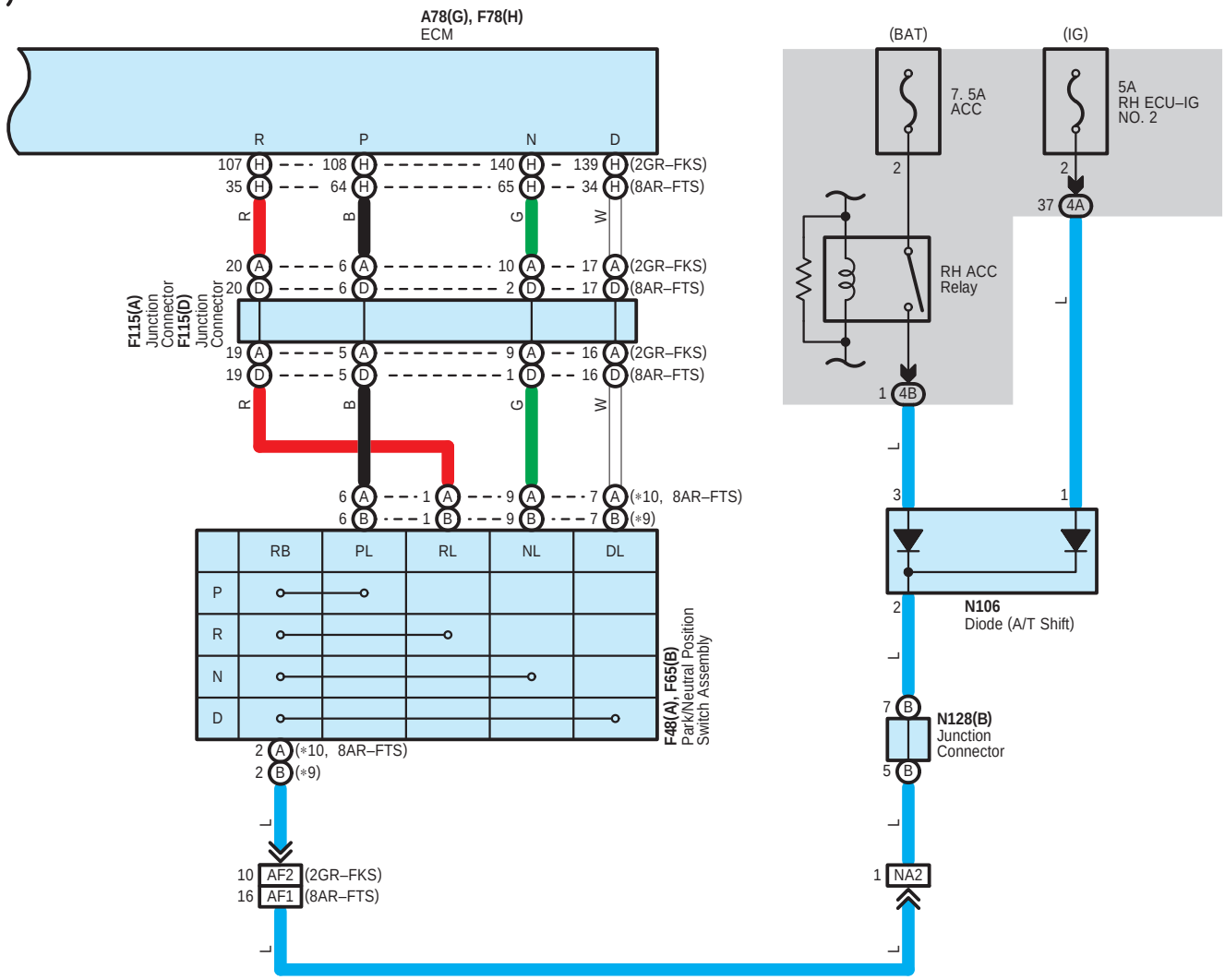
A78(G), F78(H)
ECM
R
P
N
D
107 H
108 H
140 H
139 H (2GR–FKS)
35 H
64 H
65 H
34 H (8AR–FTS)
20 A
6 A
10 A
17 A (2GR–FKS)
20 D
6 D
2 D
17 D (8AR–FTS)
F115(A) Junction Connector
F115(D) Junction Connector
19 A
5 A
9 A
16 A (2GR–FKS)
19 D
5 D
1 D
16 D (8AR–FTS)
6 A
1 A
9 A
7 A (*10, 8AR–FTS)
6 B
1 B
9 B
7 B (*9)
RB
PL
RL
NL
DL
P
R
N
D
F48(A), F65(B) Park/Neutral Position Switch Assembly
2 A (*10, 8AR–FTS)
2 B (*9)
10 AF2 (2GR–FKS)
16 AF1 (8AR–FTS)
(BAT)
(IG)
7. 5A ACC
5A RH ECU–IG NO. 2
2
37 4A
RH ACC Relay
1 4B
3
1
N106 Diode (A/T Shift)
7 B
N128(B) Junction Connector
5 B
1 NA2

W
G
V
SB
W
B
W(*1)
V(*1)
W
L
L(*6)

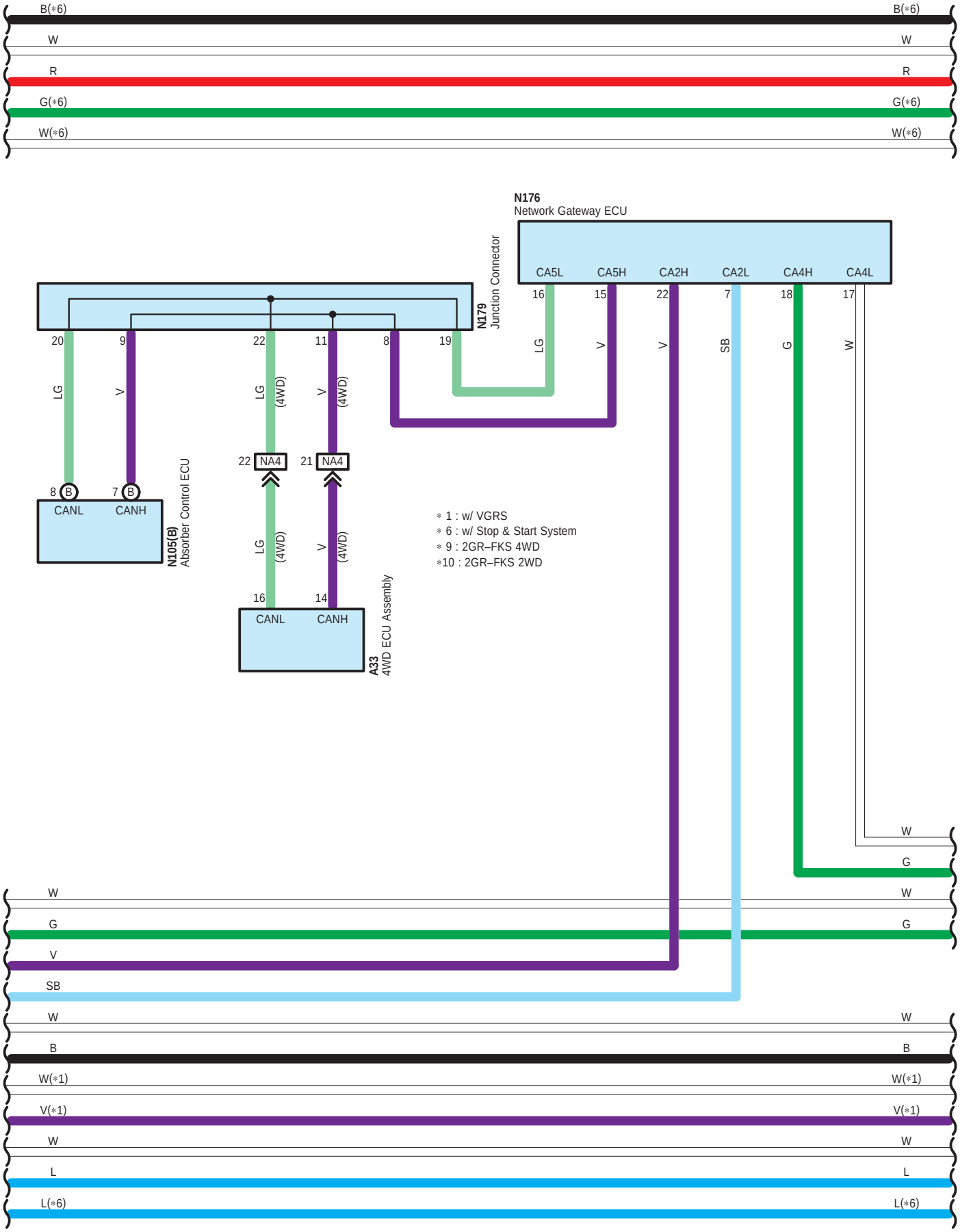
B(*6)
W
R
G(*6)
W(*6)
N176
Network Gateway ECU
CA5L
CA5H
CA2H
CA2L
CA4H
CA4L
16
15
22
7
18
17
N179
Junction Connector
20
9
22
11
8
19
LG
V
LG
(4WD)
V
(4WD)
LG
V
SB
G
W
22
NA4
21
NA4
8
B
7
B
CANL
CANH
N105(B)
Absorber Control ECU
LG
(4WD)
V
(4WD)
16
14
CANL
CANH
A33
4WD ECU Assembly
* 1 : w/ VGRS
* 6 : w/ Stop & Start System
* 9 : 2GR–FKS 4WD
*10 : 2GR–FKS 2WD
W
G
W
G
V
SB
W
B
W(*1)
V(*1)
W
L
L(*6)

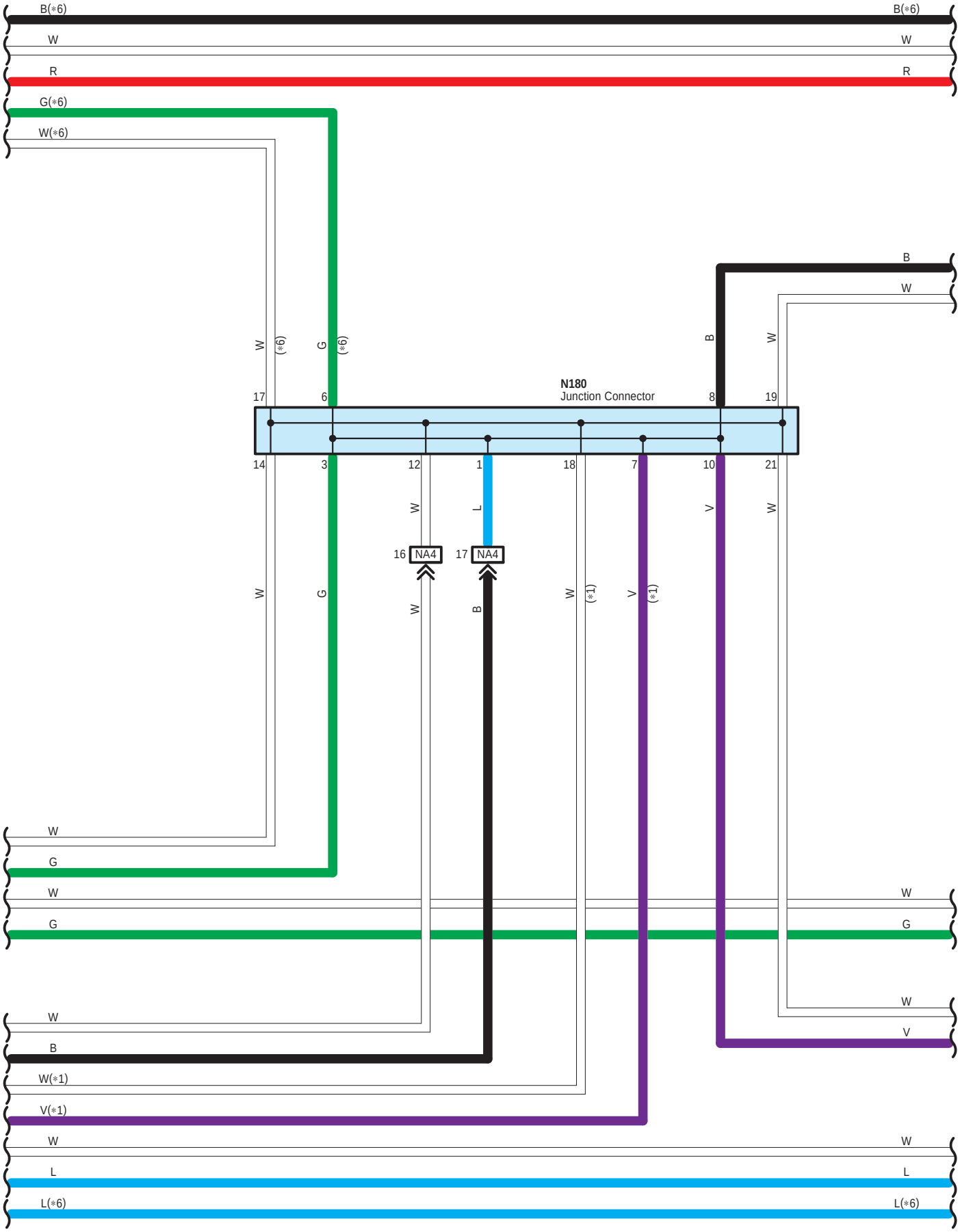
B(*6)
W
R
G(*6)
W(*6)
B
W
N180
Junction Connector
17
6
8
19
14
3
12
1
18
7
10
21
16
NA4
17
NA4
W
G
L
V
W
(*6)
(*6)
(*1)
(*1)
W
G
W
G
W
B
W(*1)
V(*1)
W
L
L(*6)
W
G
W
V
W
L
L(*6)

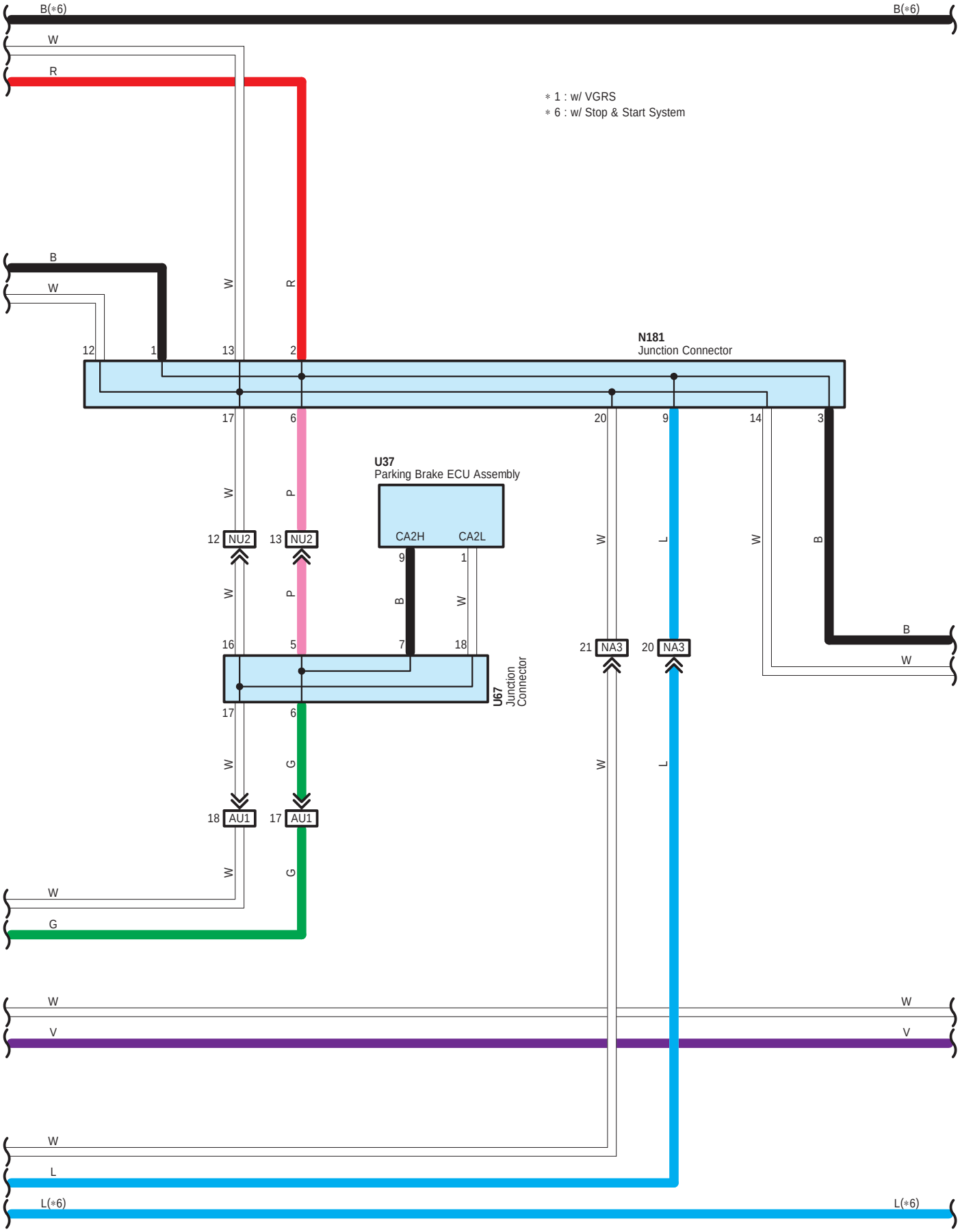
B(*6)
B(*6)
W
R
* 1 : w/ VGRS
* 6 : w/ Stop & Start System
B
W
N181
Junction Connector
12
1
13
2
17
6
20
9
14
3
U37
Parking Brake ECU Assembly
CA2H
CA2L
12 NU2
13 NU2
9
1
16
5
7
18
U67
Junction Connector
17
6
18 AU1
17 AU1
21 NA3
20 NA3
B
W
G
V
L
L(*6)
L(*6)

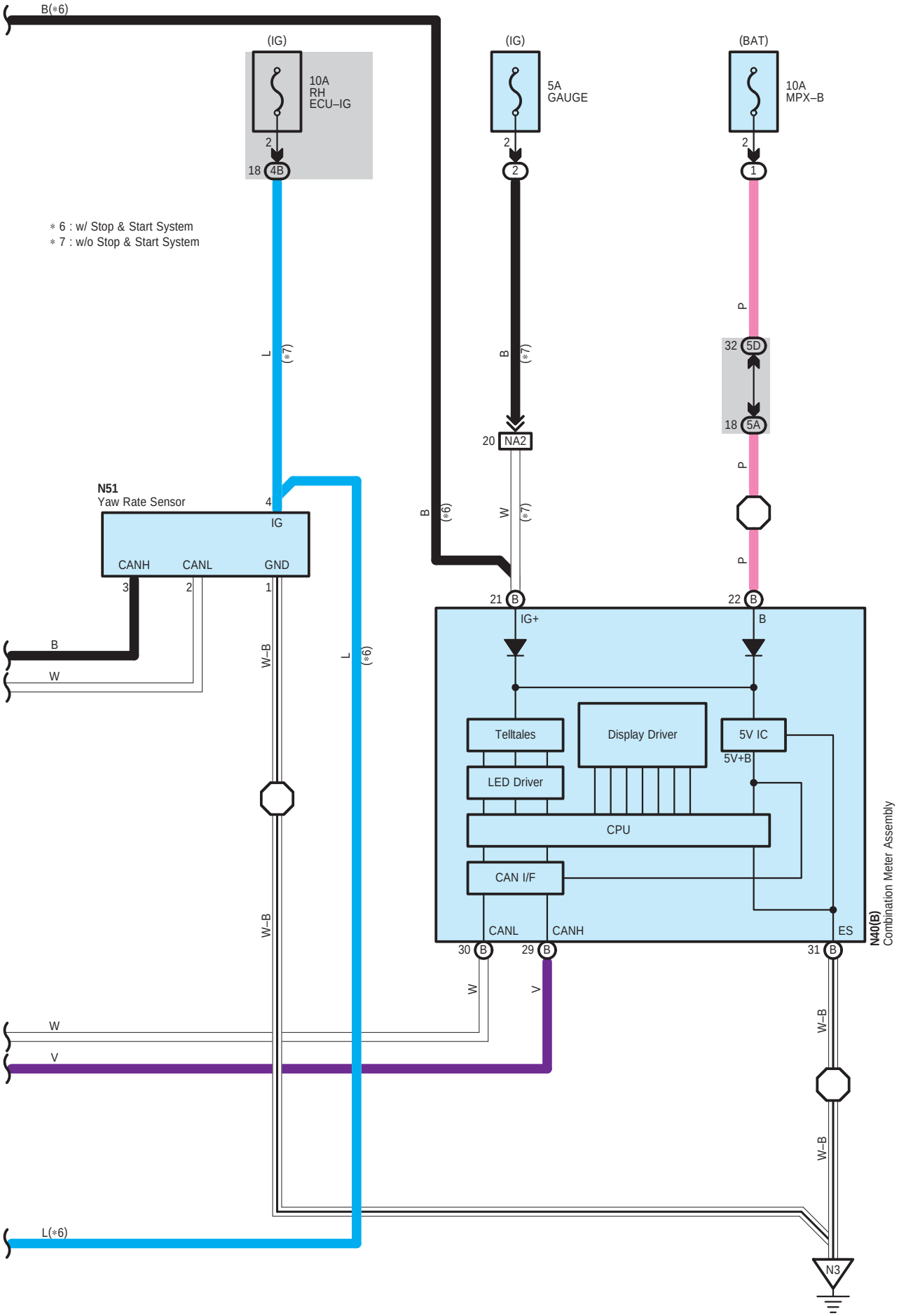
B(*6)
(IG)
10A
RH
ECU–IG
2
18 4B
(IG)
5A
GAUGE
2
2
(BAT)
10A
MPX–B
2
1
* 6 : w/ Stop & Start System
* 7 : w/o Stop & Start System
L
(*7)
B
(*7)
P
32 5D
18 5A
P
P
20 NA2
N51
Yaw Rate Sensor
4
IG
CANH
CANL
GND
3
2
1
B
(*6)
W
(*7)
21 B
22 B
IG+
B
B
W
W–B
L
(*6)
Telltales
Display Driver
5V IC
5V+B
LED Driver
CPU
CAN I/F
CANL
CANH
ES
N40(B)
Combination Meter Assembly
W–B
30 B
29 B
31 B
W
V
W
V
W–B
W–B
L(*6)
N3

A 5
White

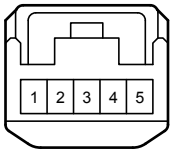

A 6
Blue

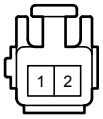

A 29
Black

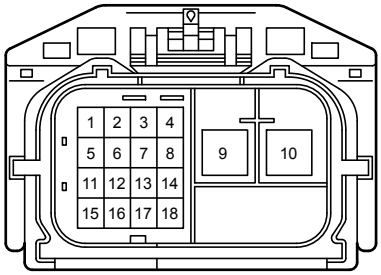

A 33
White

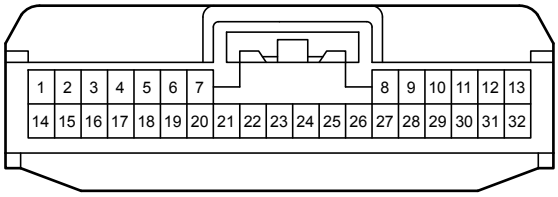

A 68
Gray

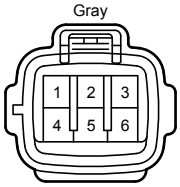

A 71
Black

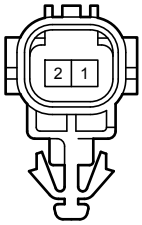

A 73
Black

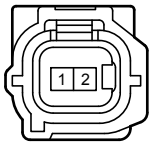

A 75
White

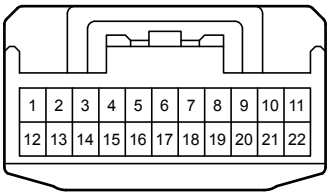

A 77
Black

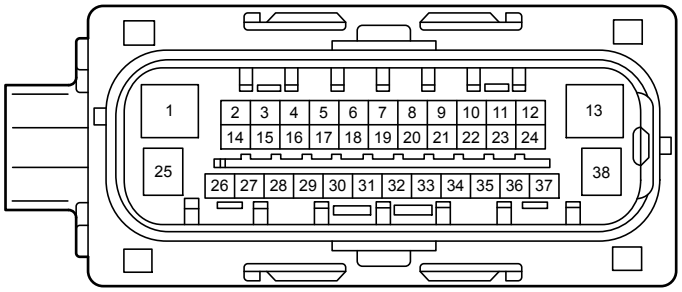

A 78
Black

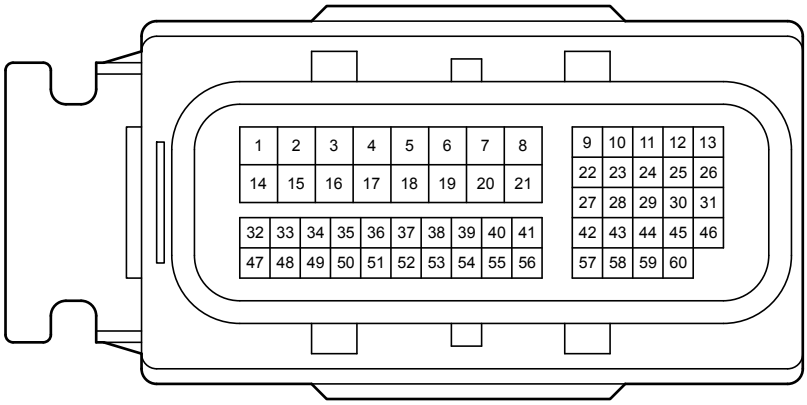

A 94
Black

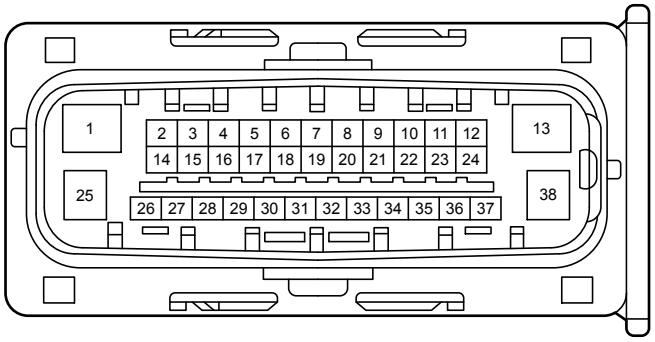

C 1
Gray

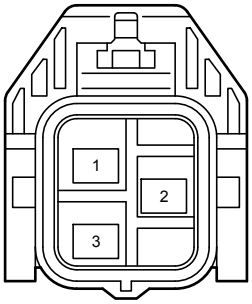

C 2
Gray

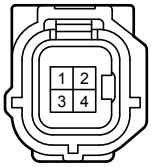

C 3
Gray

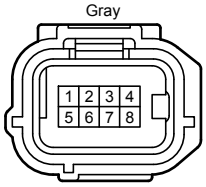

C 7
Black

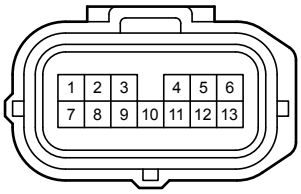

C 8
Black

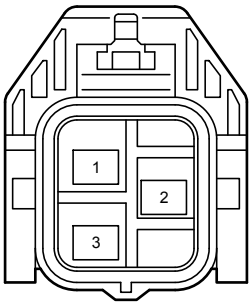

F 24
Black

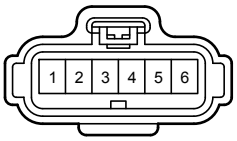

F 48
Black

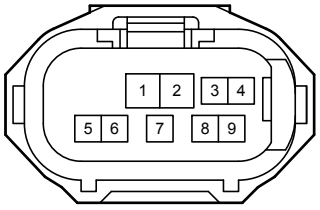

F 65
Gray

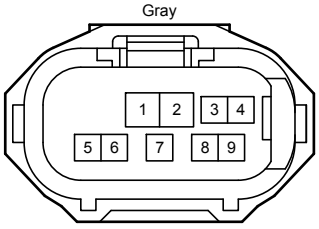

F 78
Black

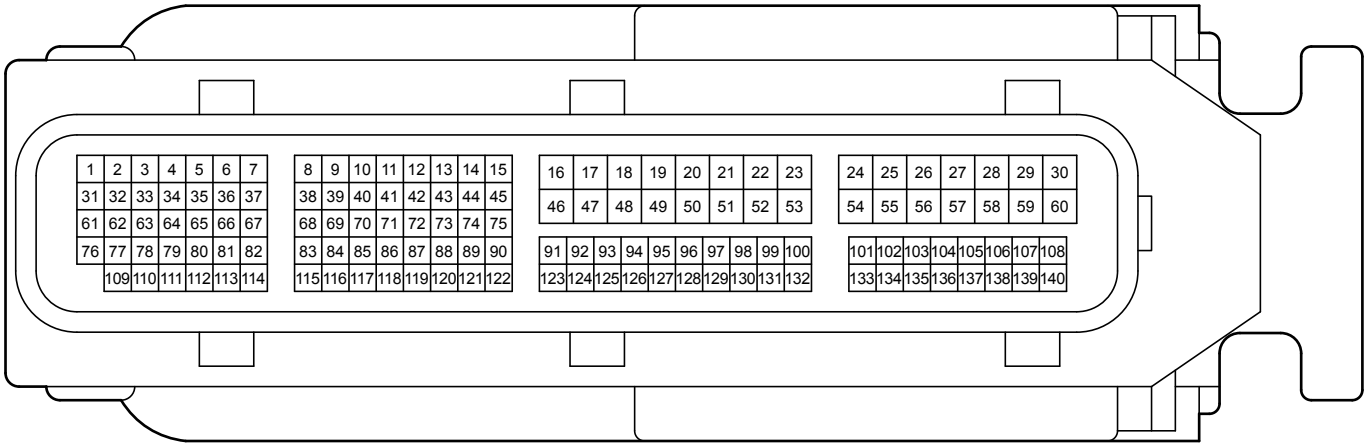

F 84
Black



F115
Blue

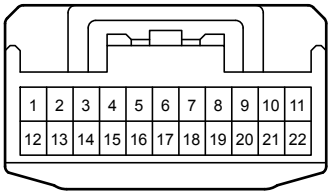

N 6
Black



N 33
White

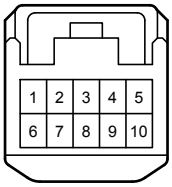

N 34
Black

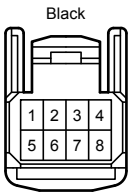

N 38
White

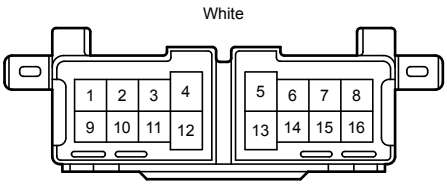

N 40
Black

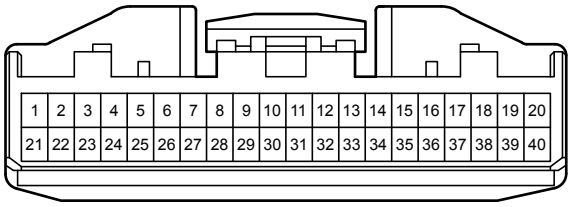

N 42
Black



N 51
Black



N 59
Black

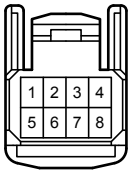

N102
White

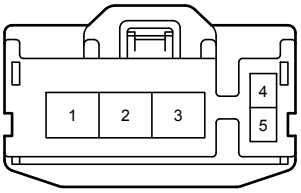

N103
White

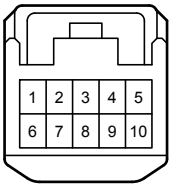

N104
White

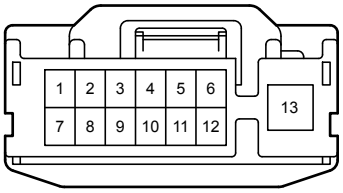

N105
Black

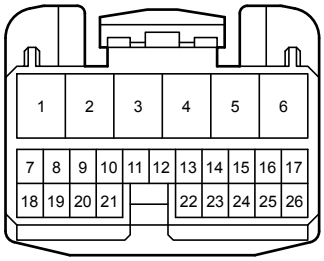

N106
Gray

N125
Blue

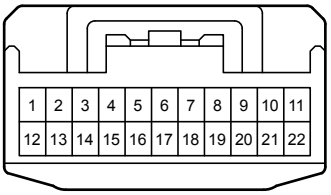

N128
Blue

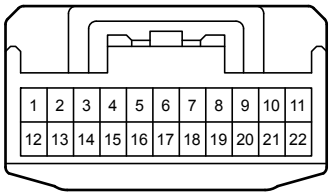

N132
Black

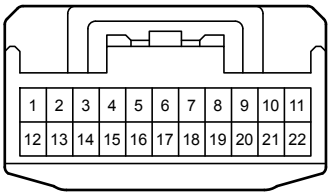

N133
Black

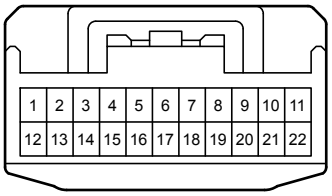

N172
White

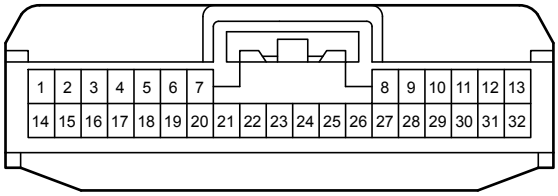

N174
Black

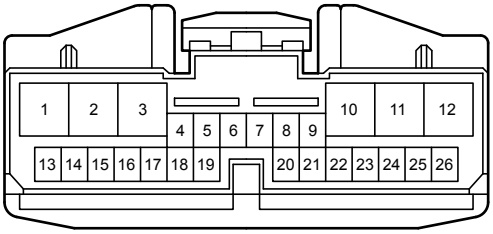

N176
Black

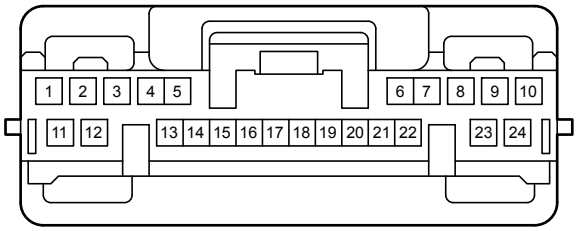

N179
Blue

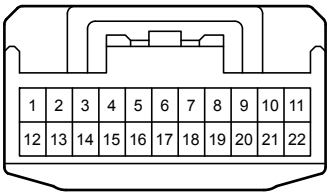

N180
Gray

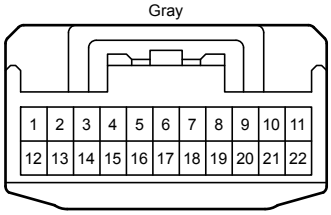

N181
Gray

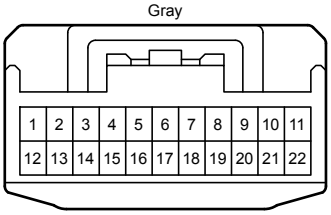

T 30
White

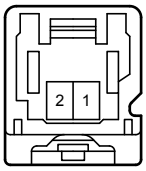

U 32
White

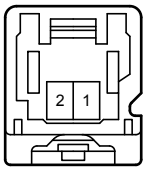

U 37
White



U 42
Black

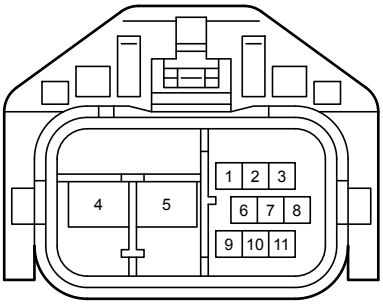

U 54
Blue

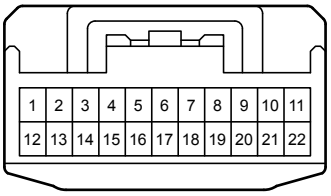

U 67
Gray

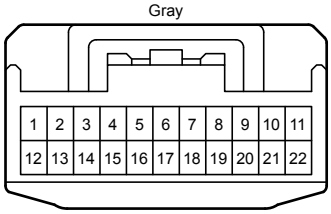

o 1
Black

o 2
Black

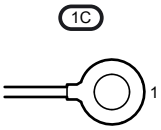

2A
Black

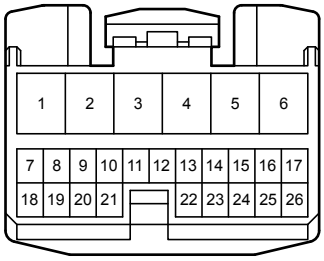

2B
Black

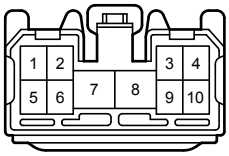

2E
White

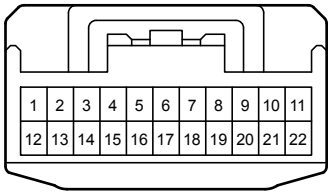

2F
White

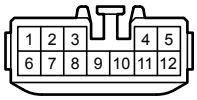

2G
Black

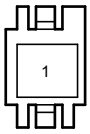

4A
White

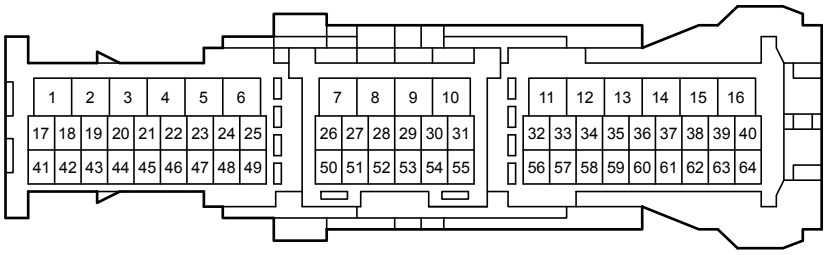

4B
White

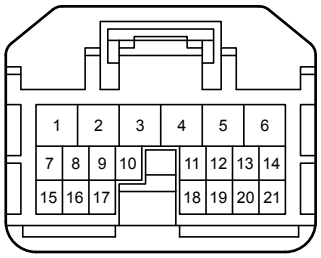

5A
White

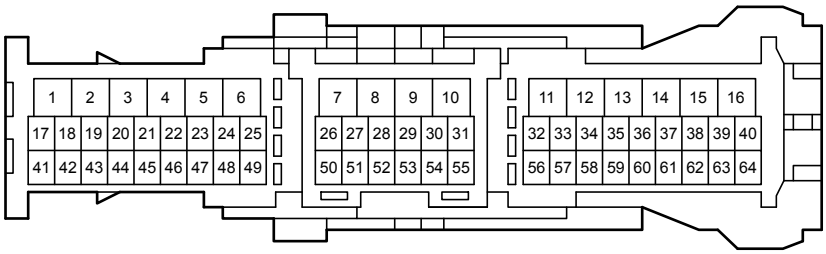

5D
White

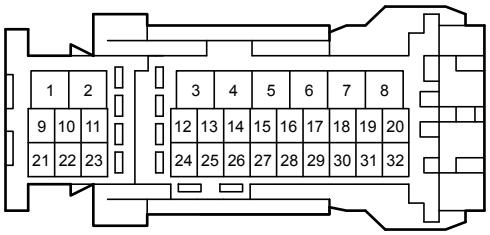

AF1
Gray

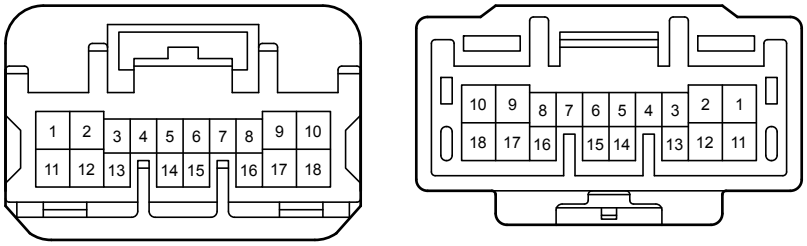

AF2
White

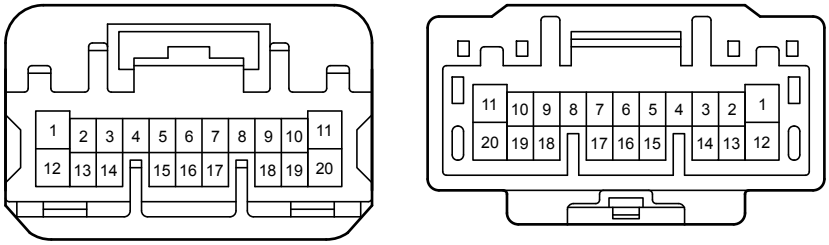

AT1
White

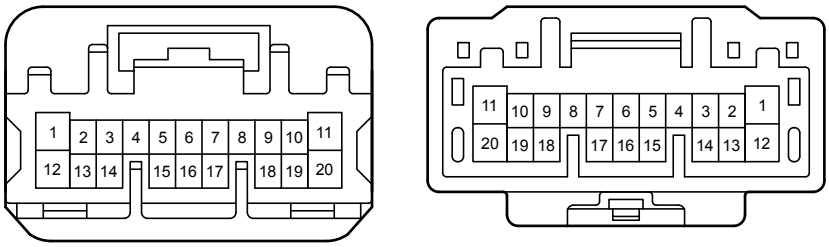

AU1
White

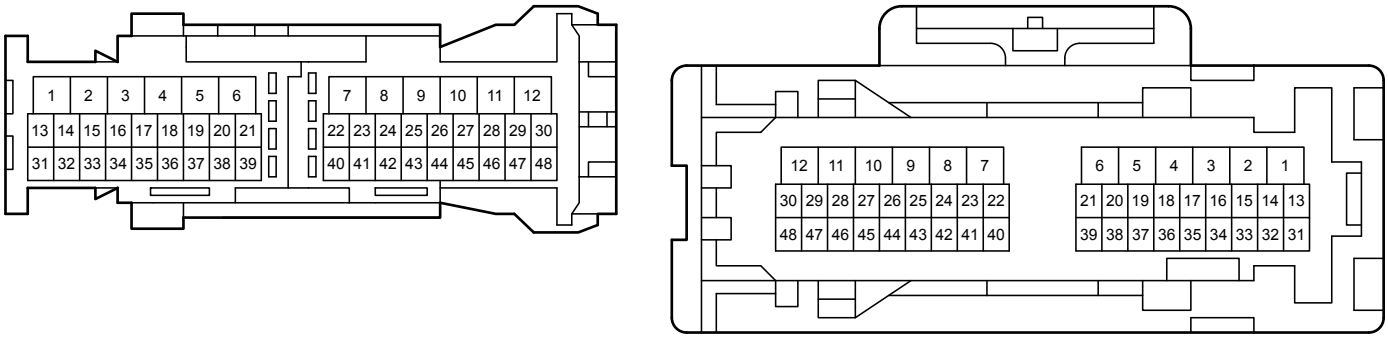

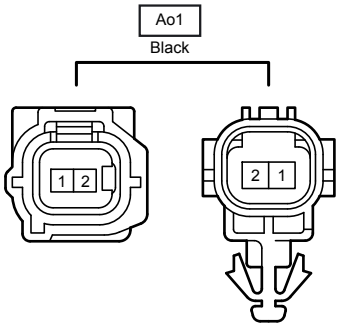
Ao1
Black
1 2
2 1

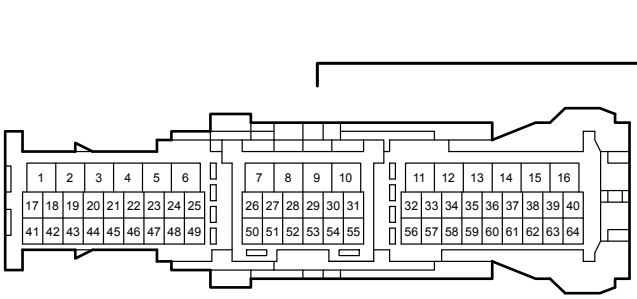
NA1
White
1 2 3 4 5 6 7 8 9 10 11 12 13 14 15 16
17 18 19 20 21 22 23 24 25 26 27 28 29 30 31 32 33 34 35 36 37 38 39 40
41 42 43 44 45 46 47 48 49 50 51 52 53 54 55 56 57 58 59 60 61 62 63 64

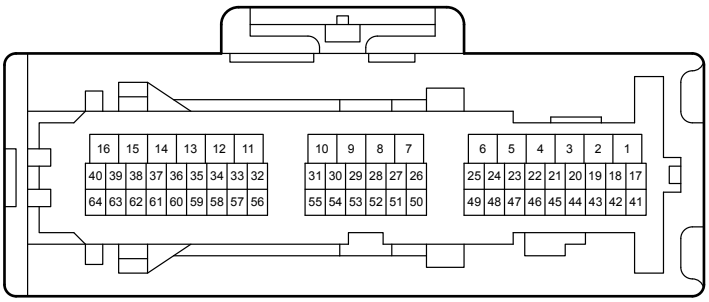
16 15 14 13 12 11 10 9 8 7 6 5 4 3 2 1
40 39 38 37 36 35 34 33 32 31 30 29 28 27 26 25 24 23 22 21 20 19 18 17
64 63 62 61 60 59 58 57 56 55 54 53 52 51 50 49 48 47 46 45 44 43 42 41

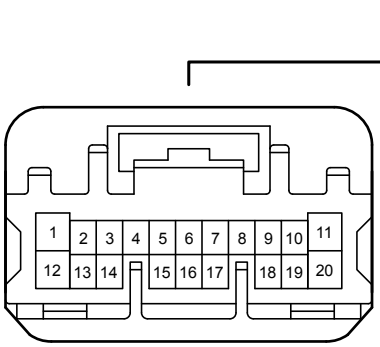
NA2
White
1 2 3 4 5 6 7 8 9 10 11
12 13 14 15 16 17 18 19 20

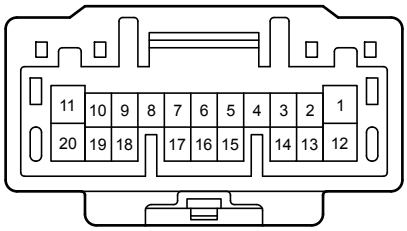
11 10 9 8 7 6 5 4 3 2 1
20 19 18 17 16 15 14 13 12

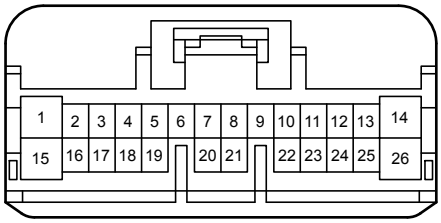
NA3
White
1 2 3 4 5 6 7 8 9 10 11 12 13 14
15 16 17 18 19 20 21 22 23 24 25 26

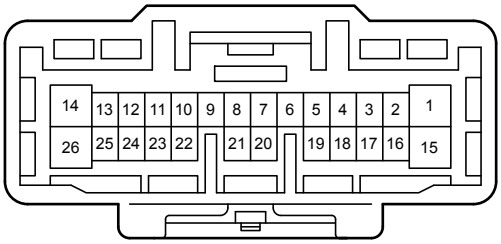
14 13 12 11 10 9 8 7 6 5 4 3 2 1
26 25 24 23 22 21 20 19 18 17 16 15

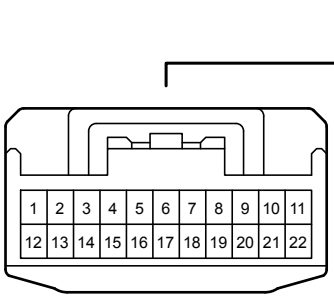
NA4
Gray
1 2 3 4 5 6 7 8 9 10 11
12 13 14 15 16 17 18 19 20 21 22

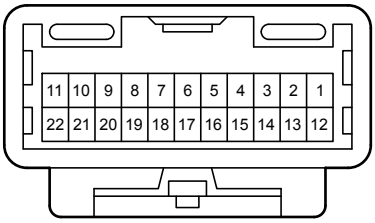
11 10 9 8 7 6 5 4 3 2 1
22 21 20 19 18 17 16 15 14 13 12

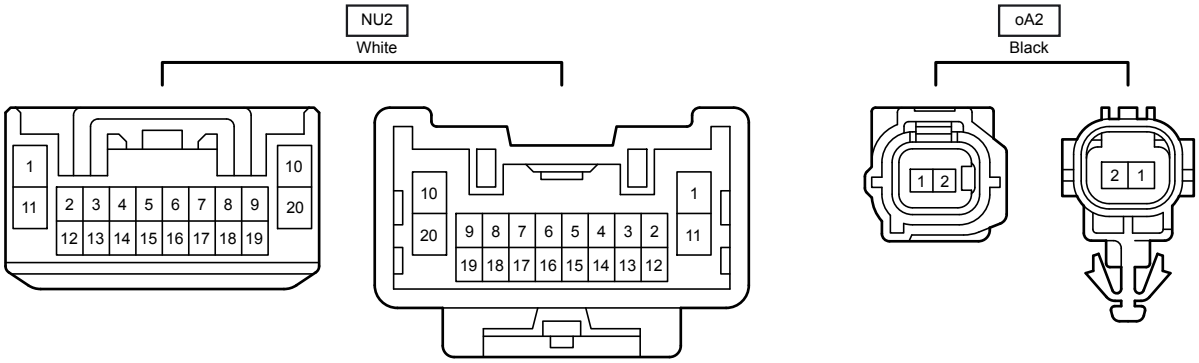
NU2
White
1
10
11
2 3 4 5 6 7 8 9
20
12 13 14 15 16 17 18 19
10
1
20
9 8 7 6 5 4 3 2
11
19 18 17 16 15 14 13 12
oA2
Black
1 2
2 1